

# Lower Thames Crossing

## 6.3 Environmental Statement Appendices Appendix 10.9 – Generic Quantitative Risk Assessment Report for the Phase 2 Investigation (2 of 3)

APFP Regulation 5(2)(a)

Infrastructure Planning (Applications:  
Prescribed Forms and Procedure)  
Regulations 2009

Volume 6

**DATE: October 2022**

Planning Inspectorate Scheme Ref: TR010032 Application  
Document Ref: TR010032/APP/6.3

**VERSION: 1.0**

# Lower Thames Crossing

## 6.3 Environmental Statement Appendices Appendix 10.9 – Generic Quantitative Risk Assessment Report for the Phase 2 Investigation

### List of contents

	Page number
<b>1 Generic Quantitative Risk Assessment Report for the Phase 2 Investigation (Annex A–D)</b> .....	<b>1</b>
1.1 Purpose of document.....	1
1.2 Project background.....	1
1.3 Land contamination risk management process.....	4
1.4 Structure of report.....	4
<b>References</b> .....	<b>5</b>
<b>Glossary</b> .....	<b>6</b>
<b>Acronyms</b> .....	<b>11</b>
<b>Annexes</b> .....	<b>16</b>
<b>Annex A GQRA Report for Package A</b> .....	<b>17</b>
<b>Annex B GQRA Report for Package B</b> .....	<b>1153</b>
<b>Annex C GQRA Report for Package C</b> .....	<b>2543</b>
<b>Annex D GQRA Report for Package D</b> .....	<b>2820</b>



## List of plates

### Page number

Plate 1.1 Lower Thames Crossing route.....	3
--	---

## Annex B GQRA Report for Package B

# Lower Thames Crossing

## 6.3 Environmental Statement Appendices Appendix 10.9 – Generic Quantitative Risk Assessment Report for the Phase 2 Investigation – Annex B

APFP Regulation 5(2)(a)

Infrastructure Planning (Applications:  
Prescribed Forms and Procedure) Regulations  
2009

Volume 6

**DATE: October 2022**

Planning Inspectorate Scheme Ref: TR010032  
Application Document Ref: TR010032/APP/6.3

**VERSION: 1.0**

## Lower Thames Crossing

### 6.3 Environmental Statement Appendices Appendix 10.9 – Generic Quantitative Risk Assessment Report for the Phase 2 Investigation – Annex B

#### List of contents

	Page number
<b>1 Executive summary</b> .....	<b>5</b>
<b>2 Introduction</b> .....	<b>12</b>
2.1 Purpose of document.....	12
2.2 Project background.....	12
2.3 Land contamination risk management process.....	13
<b>3 Data available</b> .....	<b>16</b>
<b>4 Preliminary conceptual site model</b> .....	<b>28</b>
4.1 Credible sources of contamination.....	28
4.2 Potential contaminants and analysis.....	28
4.3 Refining the conceptual site model.....	29
<b>5 Assessment of data</b> .....	<b>31</b>
5.1 Introduction.....	31
5.2 Soil.....	31
5.3 Soil assessment discussion .....	35
5.4 Soil leachate .....	39
5.5 Soil Leachate assessment discussion .....	43
5.6 Groundwater.....	48
5.7 Groundwater assessment discussion .....	56
5.8 Sediment and Surface water.....	61
5.9 Sediment and surface water assessment discussion .....	67
5.10 Ground gas.....	69
5.11 Ground gas results .....	76
<b>6 Refined Conceptual Site Model</b> .....	<b>95</b>
<b>7 Limitation analysis</b> .....	<b>97</b>
<b>8 Conclusions and recommendations</b> .....	<b>99</b>
8.1 Conclusions .....	99
<b>References</b> .....	<b>103</b>

---

<b>Figures</b> .....	<b>105</b>
<b>Annexes</b> .....	<b>106</b>
<b>Annex B-A Generic Quantitative Risk Assessment</b> .....	<b>107</b>
<b>Annex B-B Soil assessment screening results</b> .....	<b>108</b>
<b>Annex B-C Soil leachate assessment screening results</b> .....	<b>109</b>
<b>Annex B-D Groundwater assessment screening results</b> .....	<b>110</b>
<b>Annex B-E Human health groundwater GAC values and derivation</b> .....	<b>111</b>
<b>Annex B-F Sediment screening results</b> .....	<b>112</b>
<b>Annex B-G Sediment leachate assessment results</b> .....	<b>113</b>
<b>Annex B-H Surface water screening results</b> .....	<b>114</b>
<b>Annex B-I Periodic ground gas monitoring results</b> .....	<b>115</b>
<b>Annex B-J Continuous ground gas monitoring results</b> .....	<b>116</b>
<b>Annex B-K Continuous dissolved ground gas monitoring results</b> .....	<b>117</b>
<b>Annex B-L Gas sampling assessment results</b> .....	<b>118</b>

## List of plates

	<b>Page number</b>
Plate 2.1 Summary of the main phases of works and their relation to the LCRM process.	15
Plate 5.1 Locations of soil samples which recorded exceedances and asbestos detections	34
Plate 5.2 Locations of soil samples which recorded exceedances in soil leachate analysis	42
Plate 5.3 Locations of made ground samples recording exceedances in soil leachate analysis	44
Plate 5.4 Locations of natural soil samples recording exceedances in soil leachate analysis	46
Plate 5.5 Locations of GI groundwater samples which recorded exceedances	54
Plate 5.6 Locations of LTM groundwater samples which recorded exceedances	55
Plate 5.7 Location of sediment (GS) samples and surface water (SW) samples	62
Plate 5.8 Location of sediment (GS) samples which recorded exceedances	64
Plate 5.9 Conceptual Site Model for transition of the route at the North Portal area	75
Plate 5.10 Location of gas monitoring points with ground gas and vapour exceedances during periodic gas monitoring	78
Plate 5.11 Location of gas monitoring points with ground gas and vapour exceedances during continuous gas monitoring	83
Plate 5.12 Location of continuous dissolved methane monitoring points	87
Plate 5.13 Location of gas sampling points	91

## List of tables

	<b>Page number</b>
Table 3.1 Summary of soil, soil leachate and groundwater samples tested as of January 2021	16
Table 3.2 Summary of sediment and surface water samples tested as October 2019	20
Table 3.3 Summary of soil/ sediment and soil/ sediment leachate laboratory chemical testing and determinands	22
Table 3.4 Summary of groundwater and surface water laboratory chemical testing	23
Table 3.5 Summary of analysed samples and associated strata	24
Table 3.6 Gas monitoring locations, response zone and dates	25
Table 3.7 Continuous ground gas monitoring location information	26
Table 3.8 Summary of bulk gas and soil vapour analysis	27
Table 5.1 Summary of exceedances recorded from soil samples	33
Table 5.2 Summary of asbestos detections in soil samples	35
Table 5.3 Summary of exceedances recorded from soil leachate samples	40
Table 5.4 Summary of exceedances recorded in GI groundwater samples	50
Table 5.5 Summary of exceedances recorded in LTM groundwater samples	51
Table 5.6 Summary of GAC exceedances per response zone geology	56

Table 5.7 Summary of exceedances in sediment leachate samples .....	65
Table 5.8 Summary of exceedances in surface water samples .....	66
Table 5.9 Summary of details for potential sources of ground gas .....	71
Table 5.10 Summary of periodic ground gas monitoring results in the unsaturated zone..	77
Table 5.11 Summary of minimum and maximum ground gas concentrations and flows recorded during continuous monitoring.....	82
Table 5.12 Summary of groundwater temperature and dissolved methane.....	86
Table 5.13 Summary of bulk gas and soil vapour exceedances .....	90

### List of Figures

- Figure A Phase 2 Ground Investigation – Phase 2 Ground Investigation Contract Zones  
- Package B (ref: HE540039-CJV-GEN-GEN-MAP-GEO-00203)
- Figure B Phase 2 Ground Investigation – Package B Exploratory Hole Locations and  
Credible Contaminant Sources (ref: HE540039-CJV-GEN-GEN-MAP-GEO-  
00204)

# 1 Executive summary

1.1.1 This report presents the Generic Quantitative Risk Assessment (GQRA) which incorporates the geo-environmental data collected from the Package B area, over the period of September 2019 to January 2021 as part of the Phase 2 ground investigation and long-term monitoring. As part of the GQRA, environmental samples have been screened against applicable generic assessment criteria (GAC) to highlight the key risks relating to soil, soil leachate, sediment, sediment leachate, groundwater, and surface water contamination, ground gases and soil vapour. The results of the assessment have been summarised in the table below.

<b>Site location: Package B</b>
<b>Summary of exceedances encountered</b>
<p><b>Soil</b></p> <ul style="list-style-type: none"> <li>• Soil samples from 53 out of the 105 locations tested recorded exceedances of the GAC for metals and polycyclic aromatic hydrocarbons (PAH). The samples recording exceedances were collected from the made ground (141 samples) and the natural ground (three samples). The majority of locations (51) recording exceedances were found within the Goshems Farm Landfill (HLU0526), except for two locations (BH07073 and BH08010), within a car park and agricultural land, respectively, which is assigned to no credible contaminant source. Most of these exceedances were considered to be marginal, as they fell within the same order of magnitude as the GAC.</li> <li>• Three exceedances were recorded that were greater than one order of magnitude above the GAC. These were all for Lead and were recorded in soil samples collected from within the boundary of the Goshems Farm Landfill (HLU0526).</li> <li>• Asbestos containing materials and fibres were detected in 64 soil samples in 37 locations, with fibre concentrations ranging from &lt;0.001% to 4.015% weight by weight (w/w). The highest asbestos fibre concentration (4.015%w/w) was recorded in OH07036 at a depth of 2.00m bgl. Visible asbestos containing materials were confirmed in six samples from five locations. Chrysotile asbestos was confirmed in 12 samples (seven locations), amosite asbestos in six samples (five locations), and crocidolite asbestos in one sample. The majority of the asbestos fibres detected were in the made ground of the Goshems Farm Landfill (HLU0526), with one asbestos fibre detection (TP08004 at 1.00m) in the made ground of the Low Street Landfill (HLU0535) and one asbestos fibre detection (WS08001 at 0.05m) in made ground associated with agricultural land.</li> <li>• Photo-Ionisation Detector (PID) testing results were generally low, with only one result above 50ppm, recorded in a sample of made ground in BH07094 located within the Goshems Farm Landfill (254.6ppm). Marginal exceedances of PAH compounds were recorded in the soil sample taken from this location and an 'occasional hydrocarbon sheen' were noted during the drilling of this borehole.</li> </ul> <p><b>Soil leachate</b></p> <ul style="list-style-type: none"> <li>• Leachate analysis was undertaken on 1,107 samples collected from 105 exploratory locations. In total, 1,105 samples recorded at least one exceedance of the GAC. The majority of the exceedances recorded were marginal and within the same order of magnitude as the GAC.</li> <li>• The determinands which exceeded the GAC comprised metals, inorganic compounds and phenol. The samples recording exceedances were mainly collected from the made ground and the Alluvium.</li> </ul>



### Site location: Package B

- Of the 105 exploratory locations, 84 locations are located within the boundary of a credible source of contamination identified in the Preliminary Risk Assessment Report (Application Document 6.3, Appendix 10.6). These include 77 locations within the Goshems Farm Landfill (HLU0526), five within the Shed Marsh Landfill (HLU0534) and two within the Low Street Landfill (HLU0535).
- It should be noted that soil leachate analysis represents a conservative estimation of risk as the comparison of eluate concentrations (derived from laboratory soil leaching tests) with surface water and groundwater quality standards and does not factor in the potential for attenuation of concentrations in the pathway between the soil source and the receptor, i.e., in the unsaturated zone with potential for dilution at the water table or dilution in the receptor itself.
- The soil leachate exceedances from the made ground within landfills and the Alluvium immediately below them are considered to be reflective of the credible contaminative sources identified in the PRA Report. However, soil leachate exceedances located outside the landfills or within the underlying River Terrace Deposits and Chalk are considered to be representative of natural background concentrations.
- There is visual evidence to suggest that the southern extents of the East Tilbury Landfill (HLU0523) and maybe the Goshems Farm Landfill (HLU0526) are being eroded by the River Thames, during high tide.

### Groundwater

- A total of 182 groundwater samples were collected from 73 locations. An additional 35 samples were taken on the day of or prior to the end of drilling their locations, so they may not be representative of true groundwater conditions. As such these 35 samples have not been included in the assessment.
- No exceedances were noted against the internally derived GAC in relation to human health receptors.
- Widespread exceedances of the controlled waters GAC were recorded for heavy metals, inorganics, speciated PAH, TPH, BTEX and phenols. In addition, discrete GAC exceedances were recorded for Di-n-butyl phthalate (BH07056 and OH06008), pesticides (BH07096, OH06008, and OH07035), Tributyltin (BH07010) and PFAS (BH07097).
- The majority of these exceedances were recorded in groundwater samples collected from the made ground. However, the concentrations of TPH groundwater exceedances in the natural ground were generally an order of magnitude greater than those within the made ground.
- The controlled waters GQRA indicates that although the landfill sites have impacted groundwaters in the made ground and the Alluvium, they are not in hydraulic continuity with and are not impacting deeper more sensitive aquifers (River Terrace Deposits and the Chalk) and the River Thames.
- Groundwaters within the River Terrace Deposits and the Chalk appear to have been impacted by saline intrusion and up hydraulic gradient sources of hydrocarbon contamination, rather than the overlying landfill sites.

### Sediment from drainage channels

- Sediment samples from two (GS07003 and GS07006) of the 15 locations tested recorded exceedances of the GAC for lead. Asbestos was detected in soil sediment sample at GS07004 at 0.20m depth.
- Two of the above-mentioned locations are present along the boundary of the East Tilbury Landfill (HLU0523) whilst one lies within the Goshems Farm Landfill (HLU0526). The sediment contamination detected is considered to be associated with the adjacent landfills as lead and asbestos are listed as potential contaminants of concern within the Preliminary Risk Assessment for these credible contaminative sources.

## Site location: Package B

### Sediment leachate from drainage channels

- The sediment samples from the drainage channels were subjected to leachate analysis. All 15 sediment leachate samples recorded at least one exceedance of the GAC. The determinands which exceeded the GAC included metals, inorganic compounds, and phenol.
- The 15 sampled locations recording exceedances are within 10m of a credible source of contamination (East Tilbury Landfill, Goshems Farm Landfill, Tilbury Ash Disposal Site and Shed Marsh Landfill) identified in the Preliminary Risk Assessment Report (Application Document 6.3, Appendix 10.6). Therefore, the sediment leachate results are considered to represent existing baseline conditions which are present in the Package B area.

### Surface water

- All of the surface water samples (15 samples from 15 locations) recorded exceedances of the GAC protective of surface water receptors. The determinands which exceeded the GAC comprised metals, inorganics, and organics (PAH).
- Of the 15 surface water sample locations, 10 locations are within the boundary of a credible source of contamination, which includes the Tilbury Ash Disposal Sites (HLU0527 to HLU0530), East Tilbury landfill (HLU0523), the Goshems Farm Landfill (HLU0526) and the Shed Marsh Landfill (HLU0534). The remaining five locations are all between one to 12m from their closest credible source of contamination identified in the Preliminary Risk Assessment Report (Application Document 6.3, Appendix 10.6). Consequently, the surface water samples are considered to be reflective of the existing baseline conditions which are present in the Package B area.

### Ground gas (periodic monitoring)

- Periodic ground gas monitoring was undertaken in 50 locations.
- For the purposes of the assessment threshold, values of 1% v/v and 1.5% v/v were adopted for methane and carbon dioxide, respectively. A more stringent carbon dioxide threshold value was selected for the risk assessment, given the conceptually high-risk ground gas regime, and proposed temporary sleeping accommodation on site. Long-term Workplace Exposure Limits (Health and Safety Executive, 2020) were adopted as threshold values for hydrogen sulphide and carbon monoxide. Concentrations of these gases above the threshold are considered to be an exceedance.
- Data from flooded monitoring wells were eliminated from the ground gas risk assessment as the readings are anomalous and not considered to be representative of the true ground gas regime of the surrounding unsaturated ground conditions.
- Methane and carbon dioxide exceedances were recorded in up to 18 locations during the periodic ground gas monitoring programme. The maximum methane concentration recorded was 99%v/v in BH07046 and the maximum carbon dioxide concentration recorded was 36.1%v/v in BH07011.
- Hydrogen sulphide exceedances were recorded in seven locations during the periodic gas monitoring programme, with a maximum concentration of 80ppm recorded in BH07046. Carbon monoxide exceedances were also recorded in eight locations during the monitoring programme, with a maximum concentration of 390ppm recorded in BH07034.
- PID headspace readings recorded during the monitoring programme ranged from <0.1ppm to 30.1ppm, with the highest concentration being recorded in BH07011.
- Steady state flow rates recorded in wells during the monitoring programme ranged from - 14.4l/hr to 26.9/hr.
- Sustained ground gas exceedances over multiple visits were primarily recorded in locations screening the made ground of the landfills and the Alluvium. Therefore, the ground gas exceedances recorded are considered to be representative of the Goshems Farm Landfill (HLU0526), the Shed Marsh Landfill (HLU0534) and the Alluvium. This conforms to the initial CSM outlined in the PRA Report.

### Site location: Package B

- The ground gas concentrations and flow rates recorded in the unsaturated zone indicates the landfill sites have a high-risk ground gas regime, equivalent to Characteristic Situation (CS) 5 and the underlying Alluvium has a low-risk ground gas regime, equivalent to CS2.
- Given that the Goshems Farm Landfill and the East Tilbury Landfills are raised landforms built on cohesive Alluvium and located in an area of high groundwater levels, it is considered that ground gases generated within the landfills will not migrate laterally beyond their boundaries.
- The ground gases detected in the Alluvium, particularly the peat, have been generated historically, and are trapped within pore spaces of the soils in this formation. With the addition of high groundwater levels in the area, it is considered that ground gases within the Alluvium are unlikely to migrate laterally any significant distance into the wider area.
- It should be appreciated that the Project has the potential to increase the risk rating of the ground gas regime and create preferential pathways at the site, through dewatering activities and the north portal excavation.

### Ground gas (continuous monitoring)

- Continuous ground gas monitoring was undertaken in up to 25 locations, recording both ground gases and dissolved methane. All monitoring wells are located within the boundary of the Goshems Farm Landfill.
- Erratic data was noted on the continuous ground gas monitoring graphs for BH07019, BH07038, BH07063, BH07064, and BH07099. A closer look at the data indicates a data processing error had occurred, resulting in parameters swapping columns in the original excel file. These erratic readings were subsequently removed from the risk assessment.
- Sudden changes in the continuous monitoring data were also attributed to periods when the monitoring instruments were deactivated for maintenance purposes.
- Methane and carbon dioxide exceedances were recorded in 10 locations during the continuous ground gas monitoring programme. The maximum methane concentration recorded was 74.9%v/v in BH06014 and the maximum carbon dioxide concentration recorded was 25.14%v/v in BH07060. Steady state flow rates ranged from -7.58l/hr to 26.32l/hr during the continuous monitoring programme.
- Hydrogen sulphide gas concentrations during the continuous monitoring programme ranged from <0.1ppm to 140.5ppm. Carbon monoxide concentrations during the monitoring programme ranged from <0.1ppm to 395.8ppm.
- VOC headspace concentrations recorded during the monitoring programme ranged from <0.1ppm to 4873.9ppm, with the highest concentration being recorded in BH06014.
- Dissolved methane concentrations ranged from <0.01mg/l to 52.95mg/l during the continuous monitoring programme. The highest dissolved methane concentration was recorded in the Alluvium, but similarly high concentrations were recorded in the made ground, and the Chalk. Negative dissolved methane concentrations were recorded but these were considered to be anomalous and were therefore removed from the risk assessment.
- The continuous ground gas monitoring graphs show that ground gases and flow rate fluctuate with changes in atmospheric pressure and groundwater levels. This suggests that the monitoring well response zones represent gas migration pathways rather than gas generating sources. Guidance states that a monitoring graph for a gas generating source will typically show constant ground gas concentrations that are unaffected by changes in atmospheric pressure. This was not observed in Package B.
- The dissolved methane concentrations have no obvious relationship with other monitoring data parameters but suggest that groundwaters beneath the Package B area have been impacted by the Goshems Farm landfill and the Alluvium.

### Site location: Package B

- The ground gas concentrations and flow rates recorded during the continuous monitoring programme conform to the initial CSM and the findings of the periodic monitoring programme.

### Ground gas and vapour (gas samples)

- In total, seven gas samples were collected from seven monitoring wells, with three locations potentially targeting the proposed route alignment and north portal, during the ground investigation, and were analysed for ground gases and volatile organic compounds (VOCs). All monitoring wells were located within the Goshems Farm Landfill.
- For the purposes of the assessment threshold, a combination of Workplace Exposure Limits (Health and Safety Executive, 2020) and Environmental Assessment Levels (Environment Agency, 2016) were used to assess the risk from ground gases and VOCs.
- The assessment identified widespread elevated carbon dioxide, methane, and depleted oxygen gas concentrations in all gas samples from the made ground and the Alluvium, with discrete exceedances of the carbon di-sulphide, tetrachloroethene (PCE), benzene and hexane GAC.
- The ground gas concentrations recorded in gas samples conform to the findings of the periodic and continuous ground gas monitoring.
- The VOC exceedances recorded in the gas samples were one order of magnitude greater than their respective GACs. The VOC exceedances are considered to be dissolved VOCs, associated with a series of organic contaminant plumes in the groundwaters of the made ground and the Alluvium, which have come out of solution and collected in the headspaces of monitoring wells.

1.1.2 The Phase 2 ground investigation has targeted the main route alignment and areas where proposed intrusive works are planned as part of the construction phase. Where exploratory locations have recorded an exceedance of the applicable Generic Assessment Criteria (GAC) and fall within a credible source of contamination identified within the CSM, it suggests that the exceedances may be reflective of impacts from that particular source and the presence of a complete pollutant linkage. Where the GAC are exceeded, the results would be evaluated to determine whether the level of risk is acceptable or whether further assessment would be required to be completed at the detailed design stage of the Project. After appropriate assessment and where unacceptable risks are identified, the Contractors would develop proposals for site-specific remediation strategies and implementation plans. The commitment for these requirements is made in the Register of Environmental Actions and Commitments (REAC), items GS001 and if required, GS027.

1.1.3 The results of the GQRA have been assessed in terms of the identified credible sources of contamination and will help to refine the conceptual site model (CSM) for the Project. The review of the 58 credible contaminant sources included a desk-based assessment of the project alignment and proposed works to assess if those sources could be dealt with by standard construction practices as presented and committed to in the Code of Construction Practice (CoCP) and REAC, including the specific requirements of GS001, GS006, GS018, GS026, GS027 and GS028. The sources were given a revised risk rating on this basis. The refined CSM has identified 1 high-risk site, 7 medium-risk sites, and 50 low-risk sites within Package B. Taking into account the proposed construction works and design proposals for the Project, of the 50 low



risk sites identified within Package B, 27 have been assessed as needing no further consideration. For the remaining low risk sources, it is considered that standard construction processes and environmental procedures, as detailed in the REAC, would be sufficient to manage any risks present. As such these sources have been assigned a low-risk rating following the GQRA.

The commitment for these requirements is made in the CoCP and REAC, including the specific requirements of GS001, GS006, GS018, GS026, GS027 and GS028.

- 1.1.4 This assessment is presented in the Generic Quantitative Risk Assessment in Annex B-A.
- 1.1.5 Soil, groundwater, surface water, sediment, ground gas and vapour contamination has been identified within the Goshems Farm Landfill (HLU0526). Given the severity of the identified contamination, nature of the proposed Project, and identified receptors, plausible pollutant linkages are possible. Further assessment, remedial works and specific designs are required to facilitate the proposed Project. Therefore, the Goshems Farm Landfill is to remain as a high-risk site. Mitigation measures to deal with the risks identified are detailed in the Remediation Options Appraisal and Outline Remediation Strategy (Application Document 6.3, Appendix 10.11).
- 1.1.6 The East Tilbury Landfills (HLU0523 and HLU0533) were previously identified as high-risk sites by the Preliminary Risk Assessment Report (Application Document 6.3, Appendix 10.6) owing to the potential for the dewatering works to result in the release of contamination from the landfills. According to the East Tilbury Landfill Risk Assessment (Application Document 6.3, Appendix 10.7), the East Tilbury Landfills (HLU0523 and HLU0533) are raised landforms that were constructed on cohesive Alluvium deposits. Numerical modelling and continuous pumping tests have concluded that the Alluvium acts as an aquitard, confining and creating artesian conditions within the underlying aquifers (the River Terrace Deposits and the Chalk). Pumping tests have also shown that the River Thames has no direct tidal influence on the groundwater within the Alluvium and thus the overlying East Tilbury Landfills. Furthermore, numerical modelling has confirmed that contaminants of concern from the East Tilbury Landfills are unlikely to reach the North Portal structure, within the timeframe of the proposed dewatering exercise. Given the above, it is considered that sensitive receptors within Package B are unlikely to be at an unacceptable risk from contaminants within the East Tilbury Landfills, as a result of the proposed dewatering works at the North Portal. Consequently, the risk rating for the East Tilbury Landfills can be downgraded from high to low.
- 1.1.7 Sediment leachate and surface water exceedances have been identified in perimeter ditches along the boundaries of the Tilbury Ash Disposal Sites (HLU0527 to HLU0531, and HLU0534). These landfills are located adjacent to the main works construction area and are intercepted by proposed utility work areas, thus there is potential that they will be disturbed by proposed construction activities, establishing possible plausible pollutant linkages with receptors on site. Given the nature of the contaminants, it is considered that the commitments outlined in the REAC (GS001, GS027 (if required) and GS028) should be sufficient to mitigate the contamination identified in the Tilbury Ash Disposal sites. The risk rating for the Tilbury Ash Disposal Sites is to remain as

medium because there are areas of the sites that are yet to be subjected to intrusive ground investigation.

- 1.1.8 A single asbestos fibre detection was identified in the made ground of TP08004, within the boundary of the Low Street landfill (HLU0535) during the Phase 2 ground investigation. The landfill is located at the proposed main route alignment where the route is elevated on a viaduct and within an area of proposed intrusive utility works. There is potential that the contaminants identified could be disturbed by proposed construction activities, creating plausible pollutant linkages. Therefore, further consideration at the construction phase of the Project would be required. It is considered that the commitments outlined in the REAC (GS001, GS027 (if required) and GS028) and the precautions detailed in the Remediation Options Appraisal and Outline Remediation Strategy Report (Application Document 6.3, Appendix 10.11) should be sufficient to mitigate the contamination identified at the Low Street Landfill site. Consequently, this site has been downgraded from a high-risk to a medium-risk site.
- 1.1.9 At this stage in the Project, where it is possible to refine the potential pollutant linkages identified in the Preliminary Risk Assessment Report (Application Document 6.3, Appendix 10.6) this has been undertaken. Where it has not been possible a precautionary approach has been adopted which assumes that all the identified pollutant linkages are present on site. The key risks identified within this GQRA will be assessed further where necessary, as part of the ground investigations and site-specific risk assessments to be carried out as part of future detailed design stages.
- 1.1.10 The assessment herein has shown that the route alignment within the Goshems Farm Landfill area is impacted with contamination and requires further assessment at the construction phase to facilitate the Project. However, it is considered the contamination outside this landfill is not as severe and the risks identified can be managed by standard construction procedures and protocols which are detailed as commitments within the REAC (Application Document 6.3).

## 2 Introduction

### 2.1 Purpose of document

- 2.1.1 This report presents the Generic Quantitative Risk Assessment (GQRA) which has been carried out in line with the Land Contamination: Risk Management (LCRM) guidance (Environment Agency, 2020). The assessment has been carried out using geo-environmental data collected from the Package B area, over the period of September 2019 to January 2021 as part of the Phase 2 ground investigation.
- 2.1.2 The information presented within this report is based on the laboratory analysis and monitoring data, which comprise the following:
- a. Phase 2 ground investigation and Phase 2 long-term monitoring (LTM) laboratory test results provided in ESdat Electronic Data Deliverable (EDD) format, issued to Cascade by Perfect Circle as of April 2021. This includes information relating to soil, soil leachate, sediment, sediment leachate, groundwater, surface water and gas samples.
  - b. Ground gas monitoring data collected up to January 2021 and other ground investigation (including Photo-Ionisation Detector (PID) testing results) provided to Cascade and uploaded to the Lower Thames Crossing HoleBASE database, accessed July 2021.
  - c. Continuous ground gas monitoring data collected up to March 2021 and downloaded from the Ambisense Ambilytics portal, in March 2021.
  - d. Ground investigation data (i.e., geology encountered), provided to Cascade by Perfect Circle in AGS format and uploaded to the Lower Thames Crossing HoleBASE database, accessed in July 2022.
- 2.1.3 The available chemical laboratory test results have been screened within ESdat, a specialist environmental database system, to highlight any exceedances (non-compliance) of relevant screening criteria for human health and controlled waters. The results of this screening are presented herein, along with an assessment of ground gas and soil vapour data.

### 2.2 Project background

- 2.2.1 The A122 Lower Thames Crossing (the Project) would provide a connection between the A2 and M2 in Kent, east of Gravesend, crossing under the River Thames through two bored tunnels, before joining the M25 south of junction 29.
- 2.2.2 The A122 road would be approximately 23km long, 4.25km of which is in tunnel. On the south side of the River Thames, the Project route would link the tunnel to the A2 and M2. On the north side, it would link to the A13 and junction 29 of the M25. The tunnel portals would be located to the east of the village of Chalk on the south of the River Thames and to the west of East Tilbury on the north side.

- 2.2.3 For the purposes of the Phase 2 ground investigation, the Project route has been divided into four sections labelled Package A to Package D. The Phase 2 ground investigation for Package B covers the area of the Project route from immediately to the north of the River Thames, around the North Portal and north to the Tilbury and Southend Railway line. The extent of the Package B area is presented on Figure A.
- 2.2.4 The Phase 2 ground investigation within each of the four packages covered varying periods of time due to differing start dates. Generally, the intrusive investigations took place over the period of July 2019 to October 2020. Long-term monitoring of groundwater and ground gas was undertaken for 7 months following completion of intrusive works in Package B, from June 2020 to January 2021. The long-term monitoring data has been included within this report.
- 2.2.5 Prior to the Phase 2 ground investigation, a Phase 1 ground investigation was undertaken which was targeted at the proposed tunnel portals. The assessment is detailed within the Generic Quantitative Risk Assessment for the Phase 1 Investigation (Application Document 6.3, Appendix 10.8). Where appropriate, the findings of the Phase 1 investigation are considered within this report to provide a comprehensive assessment of the available data.

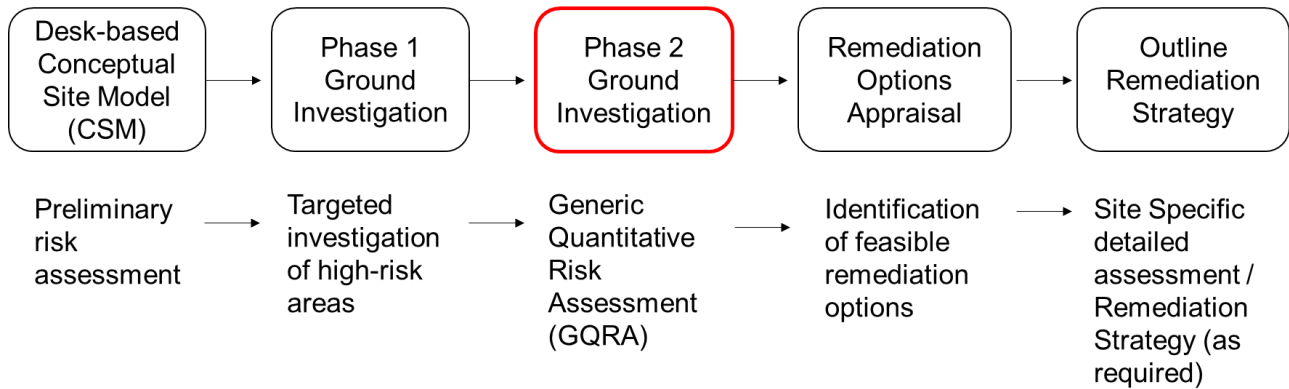
## 2.3 Land contamination risk management process

- 2.3.1 The land contamination risk assessment presented herein is based upon the process laid out in the LCRM guidance (Environment Agency, 2021). In brief, the assessment is a tiered process with increased site-specific understanding required at each level:
- a. **Stage 1: Risk assessment - The three tiers are:**
    - i. Preliminary risk assessment
    - ii. GQRA
    - iii. Detailed Quantitative Risk Assessment (DQRA)
  - b. **Stage 2: Options appraisal - The three tiers are:**
    - i. Identify feasible remediation options
    - ii. Detailed evaluation of options
    - iii. Select final remediation options
  - c. **Stage 3: Remediation - The three tiers are:**
    - i. Develop a remediation strategy
    - ii. Remediation and verification
    - iii. Long-term monitoring and maintenance, if required



- 2.3.2 The contaminated land risk assessment for the Project falls within Stage 1 of the LCRM guidance (Environment Agency, 2021). For the purposes of the Project, the risk assessment has been separated into various phases of work. The phases and how they relate to the LCRM are presented in Plate 2.1.
- 2.3.3 The first stage of the risk assessment is the production of a CSM which establishes whether there are any potentially unacceptable risks (potential pollutant linkages) and supports the design of the intrusive ground investigations. The subsequent GQRA then utilises the findings of the ground investigations to assess if there are unacceptable or acceptable risks associated with the identified potential pollutant linkages by comparing the contaminant concentrations against appropriate Generic Assessment Criteria (GAC). A precautionary approach has been adopted for the purposes of this GQRA whereby if the assessment of the results of the ground investigation reveals unacceptable risk or uncertainty, then the assumption is that the pollutant linkage remains relevant and further action may be required.
- 2.3.4 This report is based upon the data collected as part of the Phase 2 ground investigation. The main objective of the GQRA is to identify where risks arising from potential contamination exist, so that they can be included within the land contamination mitigation measures for the Project. The results of the GQRA are presented herein.
- 2.3.5 Subject to the findings of the GQRA and any further assessment which may include DQRA, the requirement for remediation or other contamination mitigation measures (such as watching briefs) would be determined. The Contractor would need to develop proposals for site-specific remediation and materials management in consultation with the relevant local authority prior to implementation. The Contractor would have regard to the Remediation Options Appraisal and Outline Remediation Strategy (Application Document 6.3, Appendix 10.11) which identifies specific techniques that could be implemented by the Contractor to remediate or mitigate contamination. Where general mitigation measures are required to manage potential residual risks, this is specified in the Register of Environmental Actions and Commitments (REAC) (Code of Construction Practice (Application Document 6.3, Appendix 2.2) which the Contractor would have regard to prior to the mobilisation to the site. The REAC commitments include the implementation of watching briefs (GS028), materials management (GS006), and the steps outlined by the LCRM, such as supplementary investigations (GS001, GS018), remediation (GS027, GS026 and GS028) and verification (GS016 and GS017).

**Plate 2.1 Summary of the main phases of works and their relation to the LCRM process**



## 3 Data available

- 3.1.1 The laboratory data presented in this report was collected over the period between September 2019 and January 2021. The data comprises laboratory contaminant testing of 874 soil and 1,107 soil leachate samples from 105 exploratory hole locations, and 182 groundwater samples from 73 locations, as summarised in Table 3.1 and shown in green on Figure B. This figure also shows the location of the credible contaminant sources.
- 3.1.2 It should be noted that of the 1,107 soil leachate samples analysed, 271 were tested for ammoniacal nitrogen only.
- 3.1.3 The data summary includes 35 groundwater samples which were collected on or before the completion of drilling works and therefore may not be representative of stable groundwater conditions. These samples have not been included in the assessment for groundwater in Section 5.6.
- 3.1.4 The ground investigation also included laboratory testing of 15 surface water and sediment samples from 15 locations collected from the drainage outfall channel known as Tilbury Main and tributary channels, located within the boundaries of East Tilbury Landfill and Goshems Farm Landfill, and the local vicinity, as summarised in Table 3.2 and shown in green on Figure B.
- 3.1.5 Furthermore, 7 gas samples from 7 locations (BH06014, BH07023, BH07046, BH07060, BH07064, BH07065 and BH07066), within the Goshems Farm Landfill were subjected to laboratory analysis for bulk gases and soil vapours. A summary of the bulk gases and soil vapour analysis undertaken is provided in Table 3.8.
- 3.1.6 While summarised in this annex, full details of the investigation and the chemical testing are provided within the Land Based Works - Phase 2A Area 1 Package B Factual Report on Ground Investigation (Perfect Circle, 2020), and Land-based works - Phase 2A Ground Investigation Package B Long-term monitoring Addendum to factual report on post-GI gas and groundwater monitoring and sampling works (Perfect Circle, 2021).
- 3.1.7 For selected locations, no groundwater sample data is presented in this report either due to the laboratory data not being available, or the absence of groundwater within the groundwater monitoring wells which have been installed.

**Table 3.1 Summary of soil, soil leachate and groundwater samples tested as of January 2021**

Exploratory hole ID GI	Number of soil samples tested GI	Number of soil leachate samples tested GI	Number of groundwater samples tested	
			GI	LTM
BH06014	11	12	1	-
BH06015	9	14	-	-
BH06016	9	11	1	-
BH06017	6	11	1	-
BH06018	3	3	-	-

Exploratory hole ID GI	Number of soil samples tested GI	Number of soil leachate samples tested GI	Number of groundwater samples tested	
			GI	LTM
BH07007	9	16	2	4
BH07008	12	19	1	1
BH07010	13	16	1	3
BH07011	15	22	-	-
BH07015	-	-	1	-
BH07018	17	24	2	6
BH07019	8	14	-	-
BH07020	11	21	1	-
BH07021	4	7	-	-
BH07023	7	12	1	-
BH07024	11	18	1	-
BH07030	5	7	1	-
BH07031	8	10	-	2
BH07032	11	16	1	-
BH07034	34	41	1	-
BH07038	14	20	2	-
BH07039	24	33	-	-
BH07046	12	16	1	-
BH07049	9	15	1	1
BH07053	34	42	2	-
BH07056	18	15	2	4
BH07060	11	17	1	-
BH07062	15	25	-	-
BH07063	15	21	-	-
BH07064	9	15	1	-
BH07065	7	13	1	-
BH07066	12	19	1	-
BH07067	5	8	1	1
BH07068	7	8	2	1
BH07069	10	10	1	1
BH07071	18	10	2	3
BH07073	8	8	-	-
BH07091	10	12	1	4

Exploratory hole ID GI	Number of soil samples tested GI	Number of soil leachate samples tested GI	Number of groundwater samples tested	
			GI	LTM
BH07092	6	8	1	-
BH07093	4	4	-	-
BH07094	11	20	1	3
BH07095	10	18	1	3
BH07096	9	2	1	-
BH07097	12	24	1	4
BH07098	11	22	1	-
BH07099	15	19	2	-
BH08004	2	2	1	3
BH08008	6	6	2	3
BH08010	4	6	-	1
BH08011	3	4	-	-
BH08013	5	5	1	5
BH08014	4	5	-	3
BH08018	8	10	1	3
BH08019	5	5	-	3
BH08020	3	3	-	4
BH08022	6	7	1	3
BH08023	2	2	1	3
BH08029	4	4	1	-
CT06006	3	3	-	-
CT07001	2	2	-	-
CT07003	1	1	-	-
CT07006	2	2	-	-
CT07007	2	2	-	-
CT07008	2	2	-	-
CT07008A	2	2	-	-
CT07009	1	1	-	-
CT07011	4	4	-	-
CT07013	3	3	-	-
CT07014	2	2	-	-
CT07015	1	1	-	-
CT07017	1	1	-	-

Exploratory hole ID GI	Number of soil samples tested GI	Number of soil leachate samples tested GI	Number of groundwater samples tested	
			GI	LTM
CT07018	2	2	-	-
CT07020	2	2	-	-
CT07021	2	2	-	-
CT08002	2	2	-	-
CT08003	2	2	-	-
CT08004	2	2	-	-
CT08005	2	2	-	-
CT08006	1	1	-	-
CT08013	2	2	-	-
OH06002	13	15	-	-
OH06003	-	-	-	3
OH06004	-	-	-	2
OH06005	4	4	1	-
OH06007	14	17	-	-
OH06007A	-	-	-	2
OH06008	10	13	2	4
OH07006	12	11	1	-
OH07007	10	10	2	-
OH07008	2	2	-	-
OH07008A	6	8	2	-
OH07012	13	13	2	-
OH07021	14	14	1	-
OH07022	15	15	-	-
OH07023	14	15	2	1
OH07024	9	15	1	-
OH07026	19	18	-	-
OH07034	5	5	1	1
OH07035	14	21	2	1
OH07036	12	12	1	-
OH07037	11	11	1	-
OH07038	11	11	2	1
OH07039	10	10	-	1
OH07040	14	14	2	-

Exploratory hole ID GI	Number of soil samples tested GI	Number of soil leachate samples tested GI	Number of groundwater samples tested	
			GI	LTM
OH07041	15	15	1	-
TP08004	3	6	-	-
TP08007	2	4	-	-
WS08001	3	3	-	-
WS08003	5	5	-	-
BH1309A	-	-	-	3
BH2374	-	-	-	4
BH2384	-	-	-	3
BH2385	-	-	-	4
BH2392A	-	-	-	4
BH2604A	-	-	-	1
Total	874	1,107	75	107

Note: - = No sample taken

GI = main Ground Investigation

LTM = Long Term Monitoring

**Table 3.2 Summary of sediment and surface water samples tested as October 2019**

Exploratory hole ID	Number of sediment samples tested	Number of sediment leachate samples tested	Number of surface water samples tested
GS07001	1	1	-
GS07002	1	1	-
GS07003	1	1	-
GS07004	1	1	-
GS07006	1	1	-
GS07007	1	1	-
GS07008	1	1	-
GS07009	1	1	-
GS07010	1	1	-
GS07011	1	1	-
GS07012	1	1	-
GS07013	1	1	-
GS07014	1	1	-
GS07015	1	1	-
GS07016	1	1	-

Exploratory hole ID	Number of sediment samples tested	Number of sediment leachate samples tested	Number of surface water samples tested
SW07005	-	-	1
SW07008	-	-	1
SW07009	-	-	1
SW07010	-	-	1
SW07011	-	-	1
SW07013	-	-	1
SW07014	-	-	1
SW07015	-	-	1
SW07016	-	-	1
SW07017	-	-	1
SW07019	-	-	1
SW07020	-	-	1
SW07021	-	-	1
SW07022	-	-	1
SW07023	-	-	1
Total	15	15	15

- 3.1.8 Samples were tested for a range of chemical determinands across multiple chemical groups. A summary of the basic chemical groups of those determinands for soil, soil leachate, sediment and sediment leachate are presented in Table 3.3. The selection of determinands for chemical testing of each sample is based upon both field observations and the information provided within the Preliminary Risk Assessment Report (Application Document 6.3, Appendix 10.6). For samples collected at locations where a specific determinand or group of determinands were unlikely to be encountered, those determinands were not included in the analysis suite. Therefore, not all samples were tested for every determinand within each chemical group.
- 3.1.9 Groundwater and surface water samples were analysed for various suites of determinands as both laboratory filtered and laboratory unfiltered samples. Filtering samples prior to metals analysis is good practice as water quality standards typically refer to either ‘total’ or ‘dissolved’ fractions. Filtering for other determinands may be useful where entrainment of fines has occurred but is not specified within water quality standards.
- 3.1.10 Details of the sample collection methodology, including whether samples were filtered onsite, are not available. Therefore, it is not possible to confirm whether the results represent ‘dissolved’ or ‘total’ concentrations at this stage. Where determinands have recorded exceedances in both samples, the higher concentration has been assessed for the purposes of the GQRA. This may be considered to be a conservative approach but ensures the assessment remains robust. The laboratory chemical testing adopted for groundwater samples is provided in Table 3.4.



**Table 3.3 Summary of soil/ sediment and soil/ sediment leachate laboratory chemical testing and determinands**

Chemical group	Number of determinands	Maximum number of samples analysed
<b>Soil / Sediment</b>		
Anthrax	1 / 0	3 / 0
Asbestos	14 / 2	869 / 14
Benzene, toluene, ethylbenzene and xylenes (BTEX) and methyl tert-butyl ether (MTBE)	8 / 6	552 / 15
Inorganics	5 / 2	859 / 15
Metals	15 / 15	859 / 15
Organotins	7 / 3	333 / 4
Other (conductivity, pH, and organic carbon, etc)	9 / 6	859 / 15
Polycyclic aromatic hydrocarbons (PAH)	18 / 17	859 / 15
Polychlorinated biphenyls (PCB)	36 / 25	333 / 4
Pesticides	98 / 1	7 / 4
Phenolics	6 / 1	728 / 15
Semi-volatile organic compounds (SVOC)	51 / 0	101 / 0
SVOC Tentatively identified compounds (TIC)	4 / 0	30 / 0
Total petroleum hydrocarbons (TPH)	20 / 5	788 / 15
TPH Criteria Working Group (CWG)	30 / 18	499 / 15
Volatile organic compounds (VOC)	48 / 0	92 / 0
VOC TIC	3 / 0	18 / 0
VOC/SVOC**	8 / 0	97 / 0
<b>Soil / sediment leachate</b>		
Inorganics	13 / 10	1,105 / 15
Metals	16 / 15	835 / 15
Phenolics	6 / 4	835 / 15
Other (conductivity, pH)	4 / 2	706 / 15

Note \* Represents number of determinands tested in chemical group.

\*\* Grouping adopted for determinands which fall into both VOC and SVOC groups.

**Table 3.4 Summary of groundwater and surface water laboratory chemical testing**

Chemical group	Number of determinands*	Maximum number of samples analysed
<b>Groundwater</b>		
BTEX and MTBE	8	174
Inorganics	30	182
Metals	25	182
Organotins	1	88
Other (conductivity, organic carbon, pH etc)	13	174
PAH	18	174
PCB	19	88
Pesticides	311	18
Phenolics	8	174
Per- and polyfluoroalkyl substances (PFAS)*	17	5
SVOC	49	102
TPH	6	99
TPH CWG	23	174
VOC	48	105
VOC/SVOC**	10	115
SVOC TIC	2	67
VOC TIC	2	67
<b>Surface water</b>		
BTEX and MTBE	7	15
Inorganics	19	15
Metals	24	15
Other (conductivity, organic carbon, pH, etc.)	8	15
PAH	17	15
TPH	5	15
TPH CWG	18	15
Phenolics	4	15

Note: \* PFAS suite includes branched, linear and total Perfluoro-octane-sulfonic acid (PFOS).

\*\* Grouping adopted for determinands which fall into both VOC and SVOC groups.

3.1.11 The data has been cross-referenced against the relevant geological formation, using information obtained from the most recent AGS 4.0 data file “B-AGSF-X-X-X-F-X-X-X-0010 4.0.4” (dated July 2022) provided by Perfect Circle. It should be noted that some samples are from strata which have not been assigned a

geological formation and that not every stratum listed was encountered in each location. This information is presented in Table 3.5.

- 3.1.12 Some installations, detailed in Table 3.5, had a response zone which screened more than one stratum. As noted previously, 35 of the groundwater samples taken during the GI phase were taken prior to or on the day of drilling. These samples may not be representative of groundwater conditions and cannot be reliably assigned to a response zone, therefore these samples have been excluded from Table 3.5.

**Table 3.5 Summary of analysed samples and associated strata**

Strata	Sample depth range (m bgl) *	Number of samples analysed					
		Soil	Soil leachate	Sediment	Sediment leachate	Groundwater	
						GI	LTM
Made Ground	0.00 - 10.50	551	748	7	7	20	24
Made Ground/Alluvium**	2.75 - 7.25	-	-	-	-	4	7
Made Ground/Thanet Formation**	4.80	-	-	-	-	1	-
Alluvium	0.00 – 26.40	190	225	8	8	17	16
River Terrace Deposits/Alluvium**	1.51 - 18.00	-	-	-	-	3	3
River Terrace Deposits	1.23 – 29.70	39	41	-	-	8	16
Thanet Formation	26.10	4	4	-	-	-	-
White Chalk Subgroup	1.33 - 60.00	90	89	-	-	22	41
Total number of samples		874	1107	15	15	75	107

Note: \* m bgl – metres below ground level.

\*\* Well installation screens two strata.

\*\*\* Sample not assigned to a geological formation in AGS file.

- 3.1.13 The periodic ground gas monitoring dataset available covers the period between September 2019 and January 2021. This comprises spot ground gas monitoring of 50 locations, as summarised in Table 3.6. Some of the ground gas monitoring installations screen more than one geology.
- 3.1.14 Concentrations of methane, carbon dioxide, oxygen, hydrogen sulphide and carbon monoxide were recorded together with groundwater temperature, groundwater depth and atmospheric pressure. Concentrations of VOC were also recorded with a PID.

**Table 3.6 Gas monitoring locations, response zone and dates**

Exploratory hole ID	Depth of Response zone (m bgl)	Response zone strata	Number of monitoring visits	Date of first monitoring round	Last monitoring date
BH06014	3.2 - 6.7	Made Ground	12	28/11/2019	13/03/2020
BH06017	3.75 - 7.25		8	09/01/2020	09/03/2020
BH07007	4.5 - 8.0		14	11/02/2020	03/12/2020
BH07010	2.75 - 6.25		9	27/02/2020	29/10/2020
BH07011	2.25 - 5.75		11	28/02/2020	01/12/2020
BH07019	1.75 - 5.25		8	24/01/2020	09/03/2020
BH07030	3.0 - 6.2		7	16/12/2019	09/03/2020
BH07046	4.0 - 6.25		12	17/01/2020	05/05/2020
BH07060	3.25 - 6.75		8	06/02/2020	07/05/2020
BH07064	2.5 - 6.0		11	10/01/2020	09/03/2020
BH07071	3.5 - 7.0		9	13/03/2020	02/12/2020
BH07091	5.0 - 8.6		20	28/11/2019	03/12/2020
BH07092	4.75 - 7.9		16	28/11/2019	11/12/2020
BH07093	1.3 - 4.8		20	28/11/2019	03/12/2020
BH07094	6.0 - 10		20	27/11/2019	03/12/2020
BH07095	1.3 - 4.75		6	30/06/2020	03/12/2020
BH07096	1.3 - 7.0		14	27/11/2019	04/05/2020
BH07097	6.5 - 10.0		15	31/01/2020	03/12/2020
BH07098	5.75 - 9.25		9	31/01/2020	04/05/2020
BH07099	4.75 - 8.25		9	31/01/2020	04/05/2020
BH1309A	1.50 – 6.50	Made Ground/ Alluvium	4	01/07/2020	30/10/2020
BH07034	2.75 - 6.25		2	09/03/2020	17/03/2020
BH07038	4.5 - 7.25		4	25/02/2020	16/03/2020
BH06015	12.5 - 16.0	Alluvium	11	16/12/2019	16/03/2020
BH06016	12.25 - 14.75		10	09/01/2020	09/03/2020
BH07008	12.75 - 16.25		8	11/02/2020	03/12/2020
BH07020	11.75 - 15.25		9	24/01/2020	16/03/2020
BH07023	12.75 - 16.25		10	17/01/2020	17/03/2020
BH07024	9.5 - 12.0		11	18/12/2019	05/05/2020
BH07031	12.75 - 15.85		10	16/12/2019	02/12/2020
BH07039	10.25 - 13.75		1	16/03/2020	16/03/2020
BH07049	6.50 – 12.5		1	12/11/2020	12/11/2020
BH07056	12.0 - 14.0		5	10/03/2020	02/12/2020
BH07062	9.0 - 12.5		3	13/03/2020	07/05/2020
BH07065	10.0 - 13.0		10	10/01/2020	09/03/2020
BH07066	12.0 - 15.0		11	16/01/2020	17/03/2020
BH07067	2.75 - 6.25		7	20/02/2020	15/12/2020

Exploratory hole ID	Depth of Response zone (m bgl)	Response zone strata	Number of monitoring visits	Date of first monitoring round	Last monitoring date
BH07068	8.75 - 12.25		8	20/02/2020	15/12/2020
BH08010	4.50 - 7.50		14	07/01/2020	26/01/2021
BH07053	19.3 - 25.3		Alluvium/River Terrace Deposits	4	02/03/2020
BH08023	3.9 - 5.1	28		24/09/2019	11/12/2020
BH08004	12.7 - 15.95	River Terrace Deposits	21	04/11/2019	11/12/2020
BH08008	14.75 - 18.25		29	24/09/2019	11/12/2020
BH08013	12.6 - 16.0		29	24/09/2019	11/12/2020
BH07018	54.0 - 60.0	White Chalk Formation	4	13/03/2020	29/10/2020
BH07021	27.9 - 30.0		9	12/12/2019	09/03/2020
BH07032	28.25 - 32.0		8	24/01/2020	17/03/2020
BH07063	28.50-31.25		1	07/05/2020	07/05/2020
BH07069	22.1 - 24.5		8	20/02/2020	26/01/2021
BH2604A	37.00 – 41.00		1	15/12/2020	15/12/2020

3.1.15 Continuous ground gas monitoring data is also available for Package B. All of the continuous gas monitoring locations are within the Goshems Farm Landfill (HLU0526), which is situated within the proposed North Portal area. The data comprises continuous ground gas monitoring of 25 locations and covers the period between April 2020 and March 2021. The monitoring data also includes headspace testing of ground gases at all of the locations and measurement of dissolved methane concentrations in groundwater at 24 locations, as summarised in Table 3.7. Some of the ground gas monitoring installations screen more than one geology.

**Table 3.7 Continuous ground gas monitoring location information**

Exploratory hole ID	Response zone strata	Continuous ground gas testing start date	Dissolved ground gas testing start date
BH06014	Made Ground	02/07/2020	06/05/2020
BH06017		29/09/2020	09/03/2020
BH07019		09/09/2020	-
BH07030		17/07/2020	10/03/2020
BH07046		15/05/2020	15/05/2020
BH07060		14/05/2020	14/05/2020
BH07064		16/06/2020	01/07/2020
BH07096		21/05/2020	22/05/2020
BH07098		22/05/2020	22/05/2020
BH07099		05/06/2020	07/06/2020
BH07034		Made Ground/Alluvium	09/06/2020
BH07038	01/05/2020		30/04/2020

Exploratory hole ID	Response zone strata	Continuous ground gas testing start date	Dissolved ground gas testing start date
BH06015	Alluvium	09/07/2020	12/05/2020
BH06016		21/09/2020	24/06/2020
BH07020		29/09/2020	23/04/2020
BH07023		14/10/2020	30/06/2020
BH07024		20/05/2020	20/05/2020
BH07039		26/06/2020	26/06/2020
BH07062		06/05/2020	05/06/2020
BH07065		03/07/2020	03/07/2020
BH07066		24/07/2020	01/05/2020
BH07053		Alluvium/River Terrace Deposits	10/09/2020
BH07021	White Chalk Subgroup	29/09/2020	11/03/2020
BH07032		25/09/2020	28/04/2020
BH07063		16/09/2020	08/06/2020

3.1.16 Seven gas samples were collected from seven monitoring well locations, along the proposed main route alignment and north portal, and delivered to the laboratory on 4 July 2020 for bulk gas and soil vapour analysis. A summary of the laboratory analysis for bulk gases and soil vapour is provided in Table 3.8.

**Table 3.8 Summary of bulk gas and soil vapour analysis**

Chemical group	Number of determinands	Number of samples/ locations
<b>Made Ground (BH06014, BH07046, BH07060 and BH07064)</b>		
Ground gases*	8	4
Hydrogen sulphide	1	4
Naphthalene	1	4
VOC	68	4
TPH (including BTEX and MTBE)	20	4
<b>Alluvium (BH07023, BH07065 and BH07066)</b>		
Ground gases*	8	3
Hydrogen sulphide	1	3
Naphthalene	1	3
VOC	68	3
TPH (including BTEX and MTBE)	20	3

Note: \*Ground gases includes oxygen, nitrogen, carbon monoxide, methane, carbon dioxide, hydrogen, helium, and total bulk gas.

## 4 Preliminary conceptual site model

### 4.1 Credible sources of contamination

4.1.1 The Preliminary Risk Assessment Report (Application Document 6.3, Appendix 10.6) was produced to outline the potential risks arising from contaminated soil and groundwater present along the Project route in the form of a Conceptual Site Model (CSM). Credible contaminant sources relevant to the Project were identified. This process provides a robust assessment that aligns with the tiered approach for risk assessment set out in LCRM (Environment Agency, 2021). The CSM is built upon and refined by subsequent tiers of assessment (including GQRA and DQRA, if required) which would be completed during detailed design.

### 4.2 Potential contaminants and analysis

4.2.1 Key contaminants of concern (COC) were identified in the Preliminary Risk Assessment Report (Application Document 6.3, Appendix 10.6). The COC associated with the credible sources of contamination falling within the Package B area included:

- a. Ammoniacal Nitrogen
- b. Asbestos
- c. Biocides
- d. Chlorinated hydrocarbons
- e. Coal Constituents (PAH, sulphur)
- f. Hazardous gases
- g. Inorganics
- h. Metals
- i. Microbial contamination
- j. Nitrogen oxides
- k. PAH
- l. PCB
- m. Pesticides
- n. Petroleum hydrocarbons
- o. Sewage-related organics
- p. SVOC



- q. VOC
- r. PFAS
- s. Phenolics
- t. Organotin (Tributyltin or TBT)

- 4.2.2 The assessment of land affected by contamination is a continuous process of refinement. This stage of the risk assessment is intended to identify where potential risks arising from potential contamination may exist within the site area, and not to fully delineate the extent or severity of any contamination which may exist. The environmental data presented herein has facilitated a robust assessment of the likely areas which may present a potential risk.
- 4.2.3 The Phase 1 and 2 ground investigations have identified areas where potential risks to receptors may exist. The results of the risk assessment presented herein will be used to support future detailed design and remediation stages of the development.
- 4.2.4 It should be noted that a number of sites highlighted as medium or high-risk sites within the Package B area have not been fully investigated owing to no proposed structures, or earthworks works being located in their respective boundaries. In respect to the East Tilbury Landfills (HLU0523 and HLU0533), a risk assessment (Application Document 6.3, Appendix 10.7) was undertaken to determine if potential plausible pollutant linkages would be created as a result of the dewatering works at the North Portal. The findings of this risk assessment are summarised in paragraph 6.1.8, of the refined conceptual site model Section 6 within this report.
- 4.2.5 Where necessary, the Contractors would complete further ground investigations prior to construction to assess residual contamination risks, address data gaps and uncertainties identified by the PRA and GQRA reports and inform the detailed design of the Project. The commitment for this requirement is made in the REAC (GS001, GS027 (if required) and GS028).

### 4.3 Refining the conceptual site model

- 4.3.1 The initial stage of assessment as outlined in the LCRM guidance is the production of a CSM. The next stage of assessment is to undertake intrusive investigation. The next stage of assessment is to review and refine the CSM and the 58 credible contaminative sources that fall within the Package B area, and to undertake intrusive investigation.
- 4.3.2 The review of the credible contaminant sources included a desk-based assessment of the project alignment and proposed works in each area to assess if those sources could be dealt with following best practice and taking into account the measures secured within the Code of Construction Practice and REAC (Application Document 6.3, Appendix 2.2). The sources were given a revised risk rating on this basis. This assessment is presented in the Generic Quantitative Risk Assessment table in Annex B-A.
- 4.3.3 The Phase 2 ground investigation has targeted the main route alignment, the north portal, and areas where proposed intrusive works are planned, as part of



the construction phase. Where exploratory locations have recorded an exceedance of the applicable GAC and fall within a credible source of contamination identified within the CSM, it suggests that the exceedances may be reflective of potential impact from that particular source. Where the GAC are exceeded, the results would be evaluated to determine whether the level of risk is acceptable or whether further assessment would be required to be completed at the detailed design stage of the Project.

## 5 Assessment of data

### 5.1 Introduction

- 5.1.1 A GQRA has been undertaken to determine the significance of the measured concentrations of contaminants from the chemical analysis. The GQRA comprises a comparison of measured concentrations of contaminants in the soil, soil leachate, sediment, sediment leachate, surface water and groundwater samples with applicable Generic Assessment Criteria (GAC). An assessment of the ground gas and soil vapour has also been undertaken against industry standard screening values.
- 5.1.2 The selection of applicable GAC is described in the sections below, along with the results of the assessment and a discussion of the findings.
- 5.1.3 Following the LCRM guidance and based on the potential pollutant linkages associated with the Project, the assessment of soil, sediment, ground gases and soil vapour is primarily focused on the potential risk to human health receptors. The potential risks to water resource receptors are more accurately evaluated through assessment of concentrations of COC in soil leachate, sediment leachate, surface water, and groundwater. The potential risks associated with contaminants in groundwater are also assessed in relation to human health.
- 5.1.4 For the purposes of this assessment, laboratory analytical results which fall below the GAC are not considered to present an unacceptable risk and are therefore of low significance in relation to the contamination risks associated with the construction of the Project.
- 5.1.5 Exceedances of the GAC are considered further herein. It should be noted that a measured concentration greater than the GAC does not necessarily mean there is an unacceptable risk to a receptor but may indicate the need for further assessment. Based upon future data collection, updated GQRA and discussion with the relevant regulators, the requirement for DQRA will be determined, which would be undertaken during detailed design if required. Where contaminant concentrations in soil samples are below the GAC, they are considered unlikely to pose an unacceptable risk to those receptors and, therefore, warrant no further action.

### 5.2 Soil

- 5.2.1 In total, 874 soil samples were submitted for laboratory analysis from 105 locations. Samples were taken from a range of depths to provide coverage of the encountered strata. Soil samples were tested for a range of determinands, which are presented in Table 3.3.
- 5.2.2 Headspace tests were undertaken on the soil samples to investigate the potential presence of VOCs, and a total of 1130 readings were recorded from 114 locations. The majority of the readings (1,078) were less than 1ppm. Out of 52 readings recorded above 1ppm, six readings from five locations recorded results above 10ppm.
- 5.2.3 The highest reading of 254.6ppm was recorded in the made ground sampled from BH07094 at a depth of 10.0m bgl, with the boundary of the Goshems Farm

Landfill (HLU0526). An ‘occasional hydrocarbon sheen’ was noted within the made ground sampled from this location. Headspace readings of 2.0ppm and 1.1ppm were recorded at 8.00m and 9.00m depth, respectively, above the highest reading of 254.6ppm at 10m depth. The borehole was terminated at 10.0m depth and therefore no headspace readings below this depth. No explanation is provided on the borehole record for the borehole termination at 10.0m depth, despite the presence of made ground and hydrocarbon soil contamination at the base of the borehole. While summarised in this report, the full results are provided within the borehole logs in the Land Based Works - Phase 2A Area 1 Package B Factual Report on Ground Investigation (Perfect Circle, 2020).

### Selection of assessment criteria

- 5.2.4 The assessment of contaminant concentrations in soil is primarily focused on the potential risk to human health. Human health receptors identified in the Preliminary Risk Assessment Report (Application Document 6.3, Appendix 10.6) which are applicable to the Package B area include the following:
- a. Construction workers
  - b. Operations staff
  - c. Road users
  - d. Adjacent land users - residents
  - e. On site and adjacent land users – public open space
  - f. Adjacent land users – industrial, commercial, and agricultural workers
- 5.2.5 The GAC were selected to provide a suitable level of protection to the identified human health receptors from onsite measured soil concentrations. In many cases, the criteria selected may be overly conservative but provide an initial screen.
- 5.2.6 Human health receptors considered in this assessment include b. to f. from the above list. The risk to construction workers has not been specifically considered in this assessment. The potential risk to construction workers would be managed via general construction working practices, suitable for development of a potentially contaminated site, and adherence to the relevant health and safety legislation framework.
- 5.2.7 The soil chemical data has been screened against the current Land Quality Management/Chartered Institute of Environmental Health (LQM/CIEH) Suitable for Use Levels (S4UL) for Public Open Space near residential housing (POSresi) (Nathanail et al., 2015), as this is the most conservative screening scenario which applies to the Project and identified receptors. In the absence of an S4UL for lead, the Category 4 Screening Level (C4SL) for public open space - residential, has also been adopted (Contaminated Land: Applications in Real Environments, 2014).

- 5.2.8 A Soil Organic Matter content of 1% has been used in the assessment – this is the lowest Soil Organic Matter content for which S4UL criteria have been derived. It therefore represents the most conservative of the S4UL criteria.
- 5.2.9 Although there is no specific GAC for asbestos, results have been screened against the presence of asbestos with a detection limit of 0.001%.

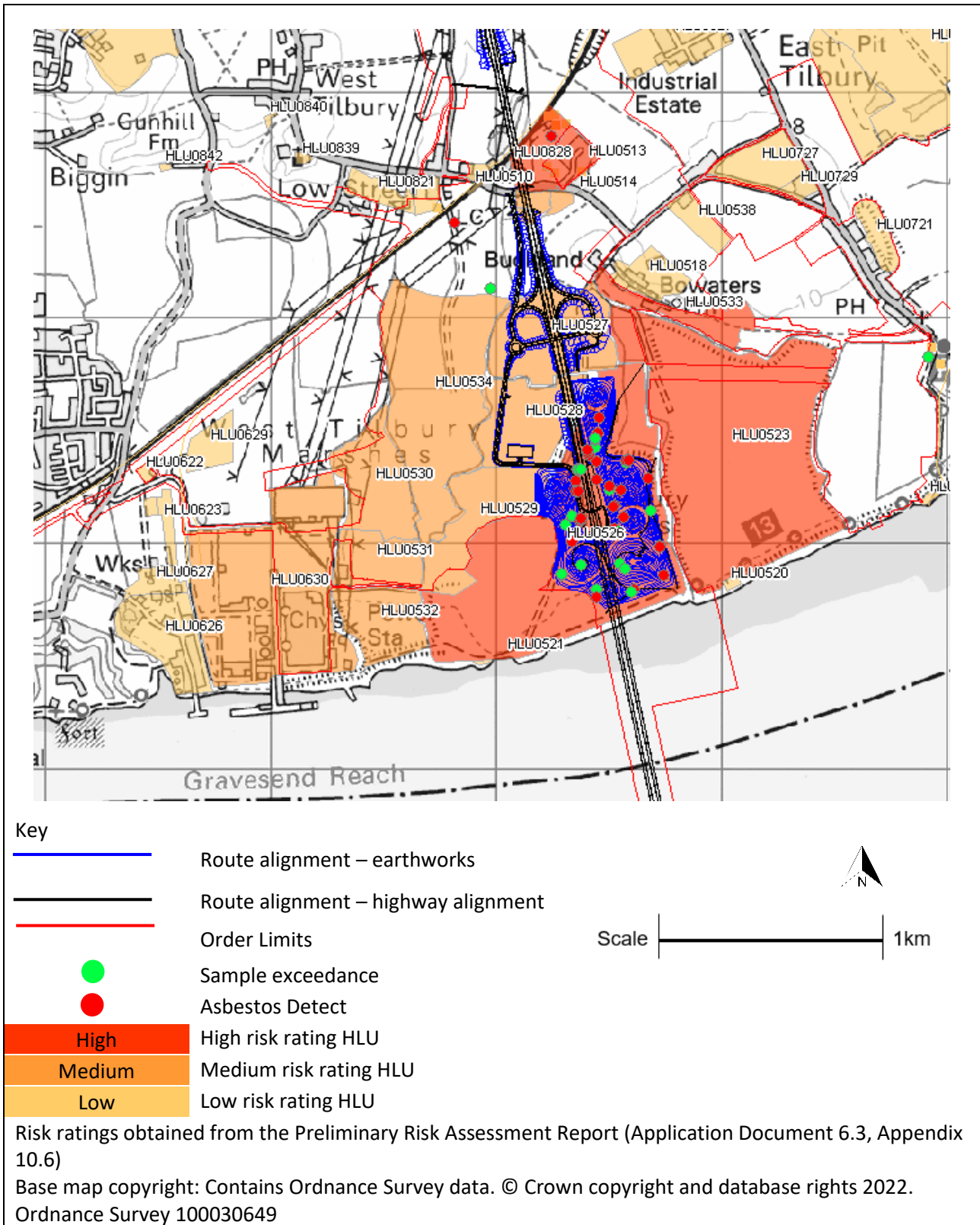
### Soil assessment results

- 5.2.10 The Phase 1 Ground Investigation comprised soil samples from 18 locations positioned within the Package B area. The subsequent GQRA identified 6 exceedances of the Lead GAC from 5 locations. All exceedances were located within the boundaries of the Goshems Farm Landfill (HLU0526).
- 5.2.11 Table 5.1 summarises the determinands which recorded exceedances above the GAC in the Phase 2 Ground Investigation. The locations of the exceedances are shown on Plate 5.1.
- 5.2.12 The complete soil analytical results and comparison to the screening criteria are provided in Annex B-B.

**Table 5.1 Summary of exceedances recorded from soil samples**

Chemical group	Determinand	Result GAC (mg/kg)	Number of samples exceeding GAC	Maximum concentration (mg/kg)
<b>Made Ground</b>				
Metals	Arsenic	79	5	121
	Cadmium	120	2	208
	Chromium	1,500	1	3,068
	Copper	12,000	1	29,300
	Lead	630	129	18,120
	Mercury	16	5	51.6
	Nickel	230	3	819
PAH	Benzo(a)anthracene	29	1	262
	Benzo(b)fluoranthene	7.1	16	438
	Benzo(a)pyrene	5.7	15	335
	Chrysene	57	1	294
	Dibenz(a,h)anthracene	0.57	19	58.7
	Indeno(1,2,3-c,d)pyrene	82	1	330
<b>Natural Ground</b>				
Metals	Cadmium	120	1	128
	Lead	630	3	930

**Plate 5.1 Locations of soil samples which recorded exceedances and asbestos detections**



5.2.13 It is noted that the dibenz(a,h)anthracene concentration recorded in one sample (BH07073 at 0.10m) had a Method Detection Limit (MDL) which is higher than the GAC. It should be noted that measured concentrations greater than the

GAC does not necessarily mean there is a significant risk to a receptor but may indicate the need for further assessment. Based upon future data collection, updated GQRA and discussion with relevant regulators, the requirement for DQRA will be determined, which would be undertaken during detailed design if required.

- 5.2.14 With the exception of the metals and PAH listed in Table 5.1, contaminant concentrations in soil were either below the MDL or below the GAC.

### Asbestos

- 5.2.15 Out of the 874 soil samples collected, 869 were analysed for asbestos. The samples selected for asbestos analysis were based upon both field observations and the information provided in the Preliminary Risk Assessment Report (Application Document 6.3, Appendix 10.6) which identified areas where asbestos was likely to be encountered.
- 5.2.16 The analysis involved an initial screen to determine whether asbestos was identified in the sample. Where asbestos was identified in a sample, the amount of asbestos within the sample was then quantified.
- 5.2.17 The full asbestos analysis results are provided in the soil screening table in Annex B-B, summarised in Table 5.2 and shown on Plate 5.1.

**Table 5.2 Summary of asbestos detections in soil samples**

Chemical group	Analysis	Number of detections	Maximum concentration
<b>Made Ground</b>			
Asbestos	Asbestos Identification	59	N/A Detect
	Asbestos-containing material	6	N/A Detect
	Asbestos quantification total	49	4.015%
	Asbestos gravimetric quantification	9	0.422%
<b>Natural Ground</b>			
Asbestos	Asbestos Identification	5	N/A Detect
	Asbestos-containing material	0	N/A Detect
	Asbestos quantification total	5	0.0025%
	Asbestos gravimetric quantification	2	0.0019%

## 5.3 Soil assessment discussion

### Chemical contamination

- 5.3.1 A total of 144 samples, from 53 exploratory locations, recorded exceedances of the GAC for metals and PAH compounds. The majority of locations (51) were within the Goshems Farm landfill (HLU0526), except for two locations (BH07073 and BH08010) positioned outside of the landfill, within a car park and agricultural land areas, respectively.



- 5.3.2 The exceedances were predominantly in samples taken from the made ground at depths between 0.05 to 10.00m bgl. Exceedances were also recorded in three samples (BH07053 at 9.00m, BH08010 at 1.00m, and OH07036 at 6.00m) from natural ground (e.g., Alluvium).
- 5.3.3 The Goshems Farm Landfill (HLU0526) is an unlicensed historical landfill understood to contain both historical waste (ash and glass) and more inert construction waste. The exploratory hole records from the Phase 1 and 2 ground investigations show that the made ground is heterogenous, comprising clays, silts, and clays, with fragments of glass, cement, brick, clinker, concrete, slag, ceramic, flint, and rare slate. The lower half of the made ground within the Goshems Farm Landfill occasionally featured more evidence of visual and olfactory ground contamination, in the form of hydrocarbons (odours and stains), plastics, metals, textiles, wood, and asbestos
- 5.3.4 The made ground within the Low Street Landfill (HLU0535) is heterogenous, consisting of clays, silts, sands, and gravels, with fragments of brick, concrete, metal, textiles, wood, glass, ceramics, and plastics. Cobbles and boulders of concrete seem to be more frequent in the upper half of the made ground, within the Low Street Landfill.
- 5.3.5 Pulverised fuel ash (PFA), in the form of sand, made up the made ground within the Tilbury Ash Disposal Sites (HLU0527 to HLU0530), and Shed Marsh Landfill (HLU0534).
- 5.3.6 Outside the landfill sites, made ground beneath agricultural land or car parks typically comprised clays with fragments of brick. That said, decomposed roots, organic odour and clinker were noted in the made ground of BH08022.
- 5.3.7 The borehole logs generally describe the Alluvium as very soft to soft, greenish grey, slightly sandy, silty clay with occasional pockets of plastic brown to black pseudo-fibrous peat. Occasional roots and rare, decomposed wood fragments were also noted.
- 5.3.8 Full descriptions of the geology encountered across the Package B area are presented in the Land Based Works - Phase 2A Area 1 Package B Factual Report on Ground Investigation (Perfect Circle, 2020).
- 5.3.9 The maximum recorded PID reading of 254.6ppm was recorded in the made ground, sampled from BH07094, at a depth of 10.00m bgl. An 'occasional hydrocarbon sheen' was also noted in the made ground on the borehole log, from 6.00m to 10.00m bgl. This location and sample depth also correlates with exceedances of three PAH compounds. However, the PAH compounds detected are not considered to be volatile enough to pose a risk to human health via the vapour inhalation pathway. Furthermore, no soil VOC exceedances were recorded during the GQRA. Consequently, the vapour risk to human health from the soil sampled is considered to be very low. Further assessment of the vapour risk to human health is discussions in sections 5.6 and 5.11.

- 5.3.10 Based on the geology encountered, the exceedances observed within the Goshems Farm Landfill (HLU0526) are most likely to relate to the landfill material present. The metal and PAH exceedances are located within the vicinity of the proposed main route alignment, the north portal, and earthworks. The made ground associated with the landfill are likely to be disturbed by the proposed construction activities and therefore plausible pollutant linkages are likely to be established. The magnitude of the metal and PAH observed are likely to require further assessment and possibly remediation to facilitate the Project. Commitments for the Contractor to undertake further assessment and remediation are outlined in the REAC (GS001, GS006, GS016, GS027, GS028) and specific mitigation measures to be adopted are detailed within the Remediation Options Appraisal and Outline Remediation Strategy (Application Document 6.3, Appendix 10.11).
- 5.3.11 The exceedances observed at BH08010 within agricultural land, included cadmium and lead, were recorded in samples collected from the made ground (0.05m bgl) and Alluvium (1.00m bgl). The exploratory hole is positioned approximately 25.00m north of Shed Marsh Landfill (HLU0534) which is a credible source of contaminated identified in the Preliminary Risk Assessment Report (Application Document 6.3, Appendix 10.6). The concentrations observed at BH08010 suggest the exceedances are unlikely to be associated with background concentrations. The Shed Marsh Landfill is part of the pulverised fuel ash (PFA) landfills associated with the former Tilbury Power Station. Although BH08010 is located in agricultural land, the close proximity to Shed Marsh Landfill suggests that the exceedances observed at this location could be the result of localised sample inclusions from the PFA landfill. BH08010 is located within the main works construction area but not within the boundary of any intrusive work areas. Consequently, it is considered unlikely that the metal soil contamination at this location will be disturbed during the construction phase works. Nevertheless, should the soil contamination be disturbed during the construction phase works, commitments in the REAC (GS006, GS016), in the form of watching briefs and materials management, should be sufficient to reduce the risk to an acceptable level.
- 5.3.12 The final exploratory hole, BH07073, is positioned within a car park approximately 46m from a pumping station (HLU0705) which is the nearest credible source of contamination. The borehole logs from this location noted made ground comprising brick, concrete, clinker, and limestone. This location recorded exceedances of benzo(b)fluoranthene and benzo(a)pyrene, at 0.10m depth within the made ground, which based on the exploratory logs is consistent with the material encountered. Although the location is near a pumping station, the exceedances are more likely to be associated with the presence of clinker within the made ground rather than the source. As samples collected at depth in this location did not record any exceedances within the natural ground, it is unlikely that an unacceptable risk of contamination is present at the location. Furthermore, BH07073 is located outside the main works construction and is unlikely to be disturbed by construction or operational activities and therefore plausible pollutant linkages are unlikely to be established.



## Asbestos contamination

- 5.3.13 Asbestos was detected in 64 soil samples collected from 37 locations in the Package B area. The asbestos quantification results, from 54 samples, ranged from <0.001% to 4.015%. The remaining 10 samples that were not subjected to asbestos quantification were either identified as visible asbestos containing materials (five samples) or were soil samples (five samples) where the asbestos fibre type was identified but not analysed for asbestos quantification. The Phase 2 Factual Report on Ground Investigation (Perfect Circle, 2020) does not provide an explanation for why five soil samples containing asbestos fibres were not subjected to asbestos quantification. The types of asbestos detected included chrysotile (12 samples), amosite (six samples), and crocidolite (one sample). Non-asbestos fibres were identified in eight soil samples.
- 5.3.14 Most of the samples (59) containing asbestos were from the made ground, with five samples being from the Alluvium, within BH07023, OH07012, OH07026 and OH07034. Asbestos was detected in natural ground samples at depths ranging from 6.00m to 6.65m. The asbestos detected within the natural ground are considered to be representative of cross-contamination during sampling rather than the ground conditions, as asbestos is unable to move without man-made intervention.
- 5.3.15 A review of the Factual Report on Ground Investigation (Perfect Circle, 2020) shows that visible pieces of possible asbestos containing materials were recorded in the made ground of the Goshems Farm Landfill (HLU0526). The laboratory identified visible asbestos containing materials in six samples, from four handpicked asbestos samples and two soil samples. One of the soil samples (BH07099 at 7.50m depth), containing visible asbestos materials, also contained asbestos fibres, and was subjected to asbestos quantification.
- 5.3.16 In total, 35 of the 37 locations are within the boundary of the Goshems Farm Landfill (HLU0526), including the two boreholes in which the highest concentrations of asbestos fibres were detected in OH07036 (4.015%) and BH07056 (1.092%) at depths of 2.0 and 5.0m bgl, respectively. One location (TP08004) is located within the boundary of Low Street Landfill (HLU0535). The remaining location, (WS08001) is positioned in agricultural land 75m away from its nearest credible source of contamination (Tilbury and Southend Railway, HLU0605). A review of the PRA report (Application Document 6.3, Appendix 10.6) indicates that asbestos was listed as a COC for these credible contaminative sources. Therefore, the findings of the Phase 2 ground investigation confirm the initial CSM in the PRA report.
- 5.3.17 The asbestos detected within the soil samples collected from within Goshems Farm Landfill (HLU0526), and Low Street Landfill (HLU0535) is likely to be related to the made ground associated with the sites' land use. The proposed north portal, earthworks, and main route alignment are planned within the vicinity of the identified asbestos soil contamination. The asbestos soil contamination is likely to be disturbed as part of the construction works in these areas, resulting in a potential plausible pollutant linkage being established. Appropriate asbestos monitoring, mitigation measures and validation sampling will be necessary to facilitate the Project. Further detail of appropriate mitigation measures is provided in the Remediation Options Appraisal and Outline

Remediation Strategy (Application Document 6.3, Appendix 10.11). In addition, the Contractor will develop their own remediation strategy as per the commitments outlined in the REAC (GS027).

- 5.3.18 WS08001 is located within agricultural land and recorded made ground to a depth of 0.40m. The asbestos which was recorded at this location was encountered in the made ground at 0.05m bgl at concentrations <0.001%. Based on the location of the exploratory hole, it is most likely that asbestos encountered here relates to localised sample inclusion. Intrusive utility works are proposed in the vicinity of WS08001 and therefore asbestos impacted soil is likely to be disturbed by construction activities associated with the Project, resulting in a plausible pollutant linkage being established. Given the asbestos fibre soil concentration (<0.001%w/w), it is considered that the mitigation measures detailed in the Remediation Options Appraisal and Outline Remediation Strategy (Application Document 6.3, Appendix 10.11) should be appropriate to manage the identified risks. In addition, the Contractor will develop their own remediation strategy as per the commitments outlined in the REAC (GS027).

## 5.4 Soil leachate

- 5.4.1 Soil leachate analysis was undertaken on a total of 1,107 samples, collected from 105 locations within the Package B area. The samples were tested for a range of determinands, as detailed in Table 3.3.

### Selection of assessment criteria

- 5.4.2 The assessment of soil leachate is primarily focused on the potential risk to water resources, which includes both aquifers and surface water receptors (e.g., drainage ditches, Tilbury Main and River Thames). Criteria used to protect aquifers are based on their resource potential, primarily considered for drinking water, although they may also contribute to surface water baseflow. Assessment on the basis of drinking water quality will provide protection of human receptors. Water resource receptors identified in the Preliminary Risk Assessment Report (Application Document 6.3, Appendix 10.6) include both surface water and groundwater receptors. Soil leachate chemical data has been screened against GAC to provide protection to surface waters and aquifers.
- 5.4.3 The majority of the GAC are adopted from the UK Drinking Water Standards (DWS) and Environmental Quality Standards (EQS), which are considered protective of aquifers and surface waters respectively. The DWS are generally adopted from the Water Supply (Water Quality) Regulations 2016 and the EQS are primarily from the Water Environment (Water Framework Directive) (England and Wales) Regulations 2017. Package B borders the tidal River Thames, so some locations within the Package B area may present brackish water. Therefore, both the UK Freshwater and the Estuarine and Coastal Water EQS have been adopted for the protection of surface waters within the Package B area.
- 5.4.4 The EQS for copper, lead, nickel, and zinc are based on bioavailable values so are considered to be conservative screening values.

5.4.5 The GAC for the remaining determinands (for which UK DWS and EQS are not available) have been adopted based on the sources referenced within Annex B-E.

### Leachate assessment results

5.4.6 Within the Phase 1 ground investigation, eight samples from eight locations recorded exceedances of the GAC for metals and inorganics. The samples were collected from the made ground in Goshems Farm Landfill (HLU0526) and Tilbury Ash Disposal Site (HLU0527 and HLU0528).

5.4.7 Table 5.3 summarises the determinands that were recorded above the GAC in the Phase 2 ground investigation. The full soil leachate assessment results are provided in Annex B-C. The locations of the soil leachate exceedances are shown on Plate 5.2.

5.4.8 It should be noted that 274 of the soil leachate samples were analysed for ammoniacal nitrogen only.

**Table 5.3 Summary of exceedances recorded from soil leachate samples**

Determinand	GAC			Number of samples exceeding GAC	Maximum concentration	Unit
	UK DWS*	UK Freshwater EQS*	Saline EQS*			
<b>Metals</b>						
Antimony	5	NV	NV	341	560	µg/L
Arsenic	10	50	25	227	827	µg/L
Boron	1,000	2,000	7,000	215	128,000	µg/L
Cadmium	5	0.08	0.2	179	16.7	µg/L
Chromium	50	3.4	0.6	196	589	µg/L
Chromium (hexavalent)	NV	3.4	0.6	35	219	µg/L
Chromium (trivalent)	NV	4.7	NV	22	582	µg/L
Cobalt	NV	3	3	135	256	µg/L
Copper	2,000	1 (bio)	3.76	409	9,010	µg/L
Lead	10	1.2 (bio)	1.3	111	188	µg/L
Mercury	1	0.07	0.7	60	3.71	µg/L
Molybdenum	70	NV	NV	113	4,728	µg/L
Nickel	20	4 (bio)	8.6	461	812	µg/L
Selenium	10	NV	NV	182	1,713	µg/L
Vanadium	NV	20	100	158	8,976	µg/L
Zinc	3,000	10.9 (bio)	NV	161	2,456	µg/L

Determinand	GAC			Number of samples exceeding GAC	Maximum concentration	Unit
	UK DWS*	UK Freshwater EQS*	Saline EQS*			
<b>Inorganics</b>						
Ammoniacal nitrogen as N	NV	0.6	0.021	1,060	258	mg/L
Chloride	250	250	NV	313	4,370	mg/L
Cyanide (free)	50	1	1	26	30	µg/L
Cyanide (total)	50	1	1	83	910	µg/L
Cyanides (complex)	50	1	1	10	22.6	µg/L
Fluoride	1,500	1,000	5,000	110	7,060	µg/L
Sodium	200	NV	NV	294	3,000	mg/L
Sulphate	250	400	NV	460	4,750	mg/L
pH	6.5-9.5	6 - 9	6 - 8.5	140	5.5 (min) – 11.7 (max)	pH Units
<b>Phenolic</b>						
Phenol	5,800	7.7	7.7	156	3,949.9	µg/L

Note: NV – no GAC value.

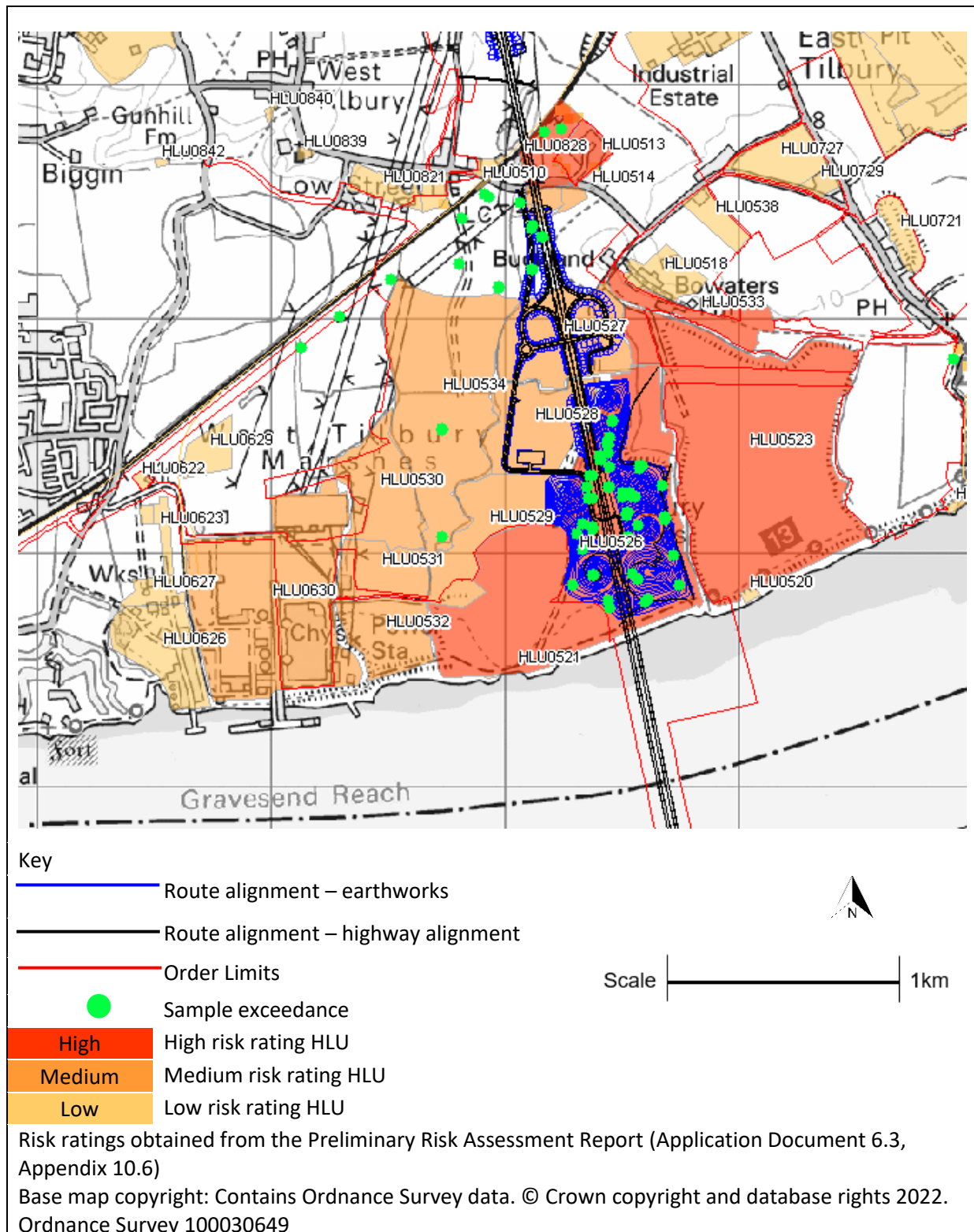
Bold – Concentration exceeded both the DWS and EQS.

Bio – Bioavailable.

MAC – Maximum Allowable Concentration.

\* UK DWS, UK EQS and other guideline values as referenced in Annex B-C.

**Plate 5.2 Locations of soil samples which recorded exceedances in soil leachate analysis**



5.4.9 It should be noted that the laboratory MDL for some of the reported results across several samples is higher than at least one of the GAC values. Although the results have not exceeded the MDL, with the MDL itself being higher than the GAC, it is not clear whether the result has truly exceeded the GAC (or not).

Further explanation of the elevated MDL results is provided in paragraph 7.1.2. The assessment to date is considered precautionary and robust.

## 5.5 Soil Leachate assessment discussion

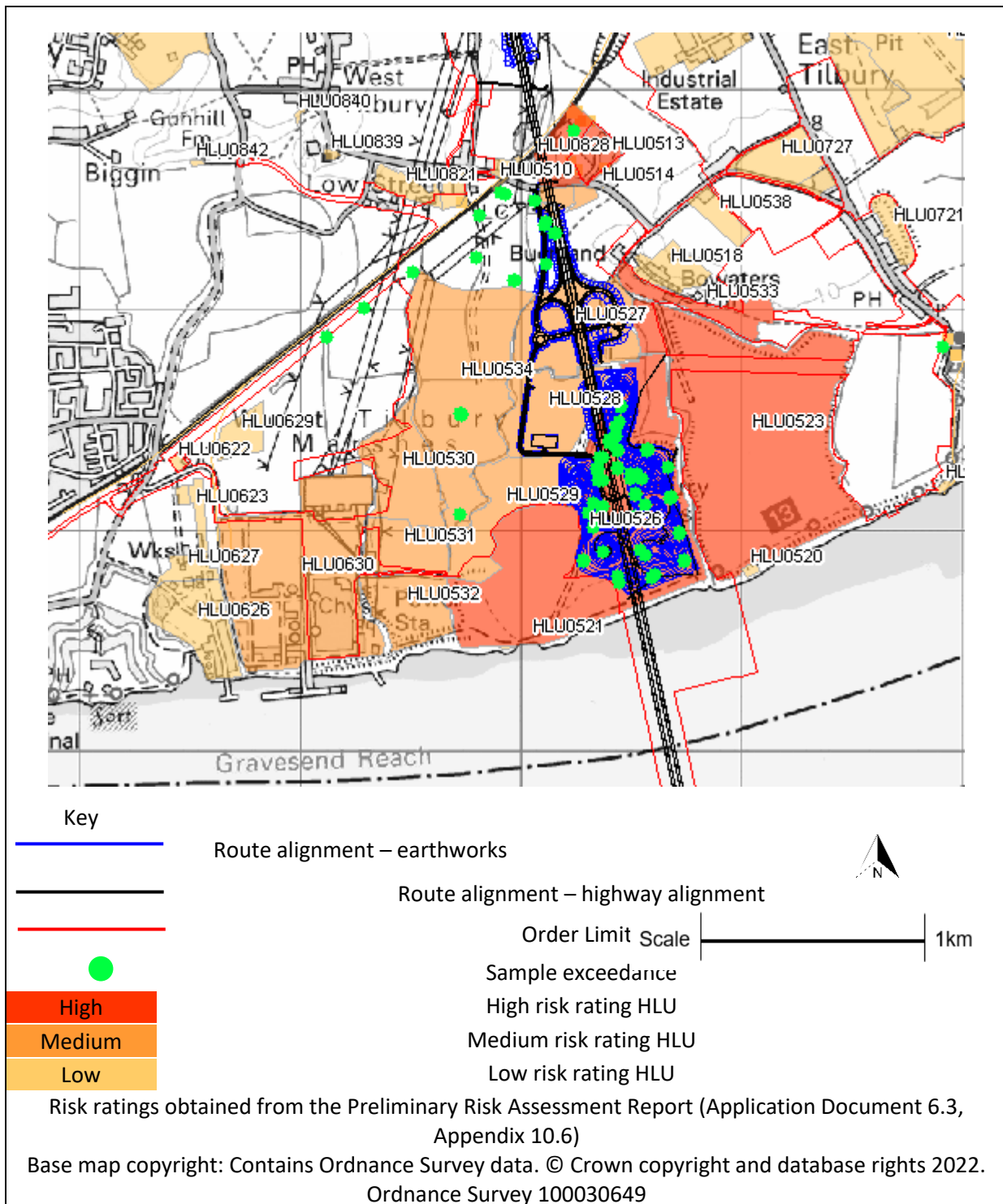
5.5.1 Leachate analysis was undertaken on 1,107 samples. Of these samples, 1,105 recorded exceedances of the GAC. The samples were collected from 105 locations across the Package B area. The majority of the samples with exceedances were collected from the made ground (747 samples), with 358 samples being collected from the natural ground.

### Made Ground

5.5.2 The 747 samples of made ground recording exceedances were collected from 103 locations as shown in Plate 5.3. Of these locations, 77 are located within in the Goshems Farm Landfill (HLU0526), 20 are located within agricultural land, five within the Shed Marsh Landfill (HLU0534) and one within in Low Street Landfill (HLU0535).



**Plate 5.3 Locations of made ground samples recording exceedances in soil leachate analysis**



5.5.3 Made ground was encountered in 110 exploratory locations at thicknesses between 0.20m to 6.20m. The made ground is generally associated with the landfill areas within Package B, although shallow made ground has also been encountered in localised pockets in agricultural land to the north of the Shed Marsh Landfill and the Goshems Farm Landfill.

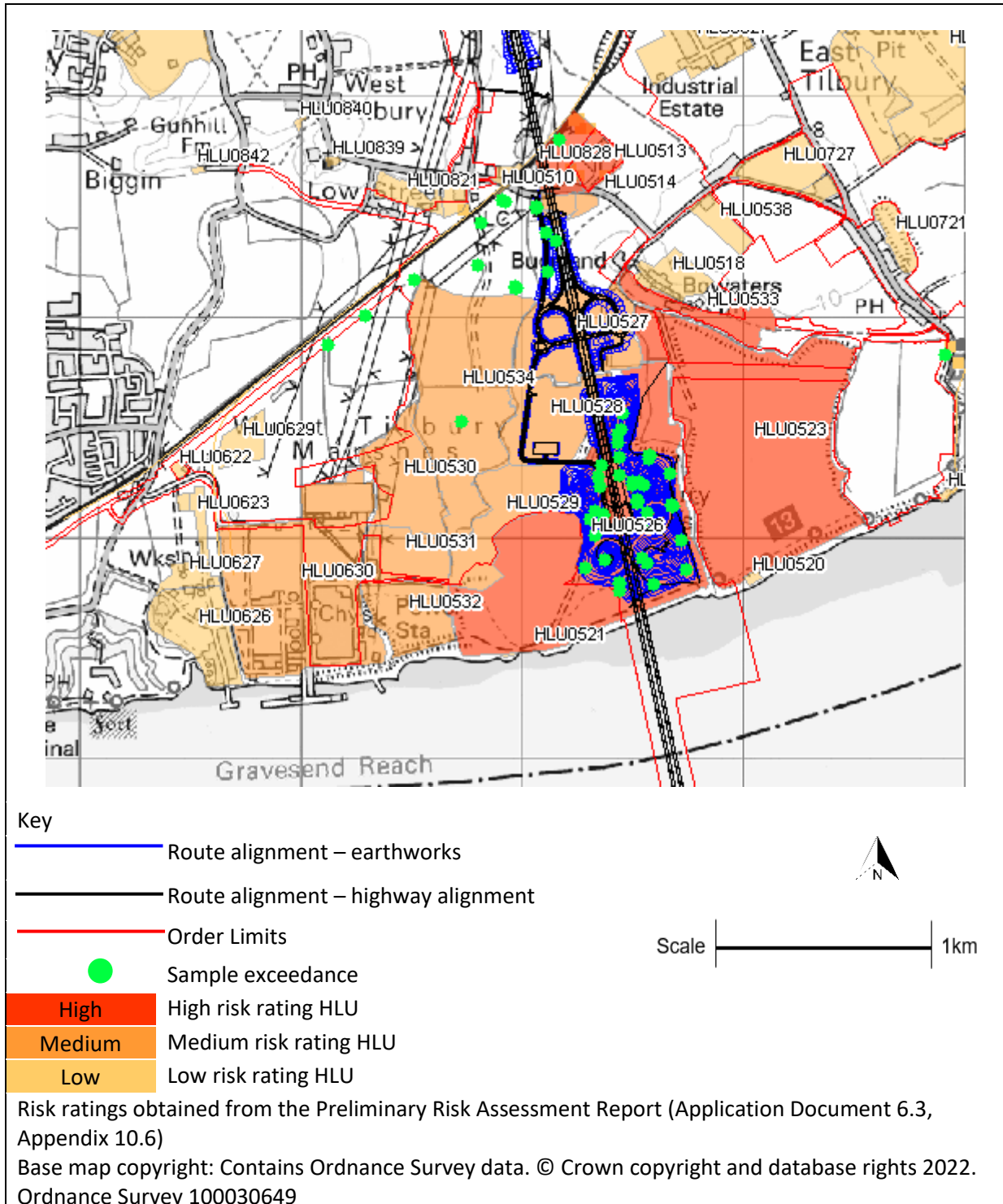
- 5.5.4 The made ground encountered within the landfills were generally described as sandy and slightly gravelly clay, with glass, cement, brick, clinker, concrete, slag, ceramic, flint, and rare slate fragments. The made ground in the Shed Marsh landfill was described as silty clay with occasional pockets of organic material. The made ground which was encountered in the positions located in agricultural land was generally described as sandy gravelly clay with frequent rootlets and occasional red brick.
- 5.5.5 The samples (1019), collected from the 84 locations within the landfills, recorded exceedances against heavy metals including arsenic, copper, lead, nickel, zinc, and inorganics, including ammoniacal nitrogen and sulphate. The Goshems Farm Landfill (HLU0526) was identified in the PRA report (Application Document 6.3, Appendix 10.6) as an early 20th century landfill containing household waste, ash, and possible waste from river dredging. The Shed Marsh Landfill (HLU0534) was noted as containing pulverised fuel ash from Tilbury Power Station and Low Street Landfill (HLU0535) is noted as a non-hazardous industrial and commercial waste landfill. Based on the former land uses of the three sites, the presence of metals and inorganics in soil leachate samples supports the potential COC listed within the PRA report. Therefore, the findings of the Phase 2 ground investigation confirm the initial CSM.
- 5.5.6 The majority of the samples collected from the made ground at Goshems Farm Landfill recorded concentrations which exceeded the GAC by over one order of magnitude. Given the magnitude of the exceedances, this is most likely to reflect the landfill material which was encountered within the made ground at this location.
- 5.5.7 The made ground encountered at the 19 locations outside of the landfills (agricultural land areas) was recorded at thicknesses between 0.20m and 1.00m. The exceedances recorded in the made ground were generally repeated across samples collected at depth within the natural strata. Given that the exceedances have been repeated across the various strata and across several locations of agricultural ground, it is unlikely that they are the result of the made ground encountered. It is considered that the soil leachate exceedances recorded are linked to background concentrations. This theory is supported by the soil leachate results for made ground samples located outside the landfill generally falling within the same order of magnitude as the GAC and the MDL.
- 5.5.8 According to the Hydrogeological Risk Assessment (Application Document 6.3, Appendix 14.5), the made ground within most of Package B is not considered to be hydraulically connected to the deeper River Terrace Deposits (a Secondary A aquifer) and the Chalk (a Principal aquifer) due to the significant thicknesses of continuous cohesive soils, including peat, within the upper part of the underlying Alluvium. Although proposed construction works are expected to disturb made ground soils within the landfills mentioned above, any leaching contaminants are unlikely to impact the groundwaters within the River Terrace Deposit and the Chalk. It should be noted that the Alluvium does reduce in thickness towards the north and is not present beyond the Tilbury and Southend Railway (the northern boundary of Package B).



## Natural Ground

5.5.9 The remaining 358 samples which recorded exceedances of the GAC and were collected from the natural ground, across 74 exploratory locations are shown in Plate 5.4. Of the 74 locations, 50 are beneath the Goshems Farm Landfill (HLU0526), 20 are beneath agricultural land, three are beneath the Shed Marsh Landfill (HLU0534), and one beneath the Low Street Landfill (HLU0535).

**Plate 5.4 Locations of natural soil samples recording exceedances in soil leachate analysis**



- 5.5.10 The locations generally encountered Alluvium overlying River Terrace Deposits and the Chalk. The majority of the natural ground samples were collected from the Alluvium between 0.30m and 25.00m bgl.
- 5.5.11 The majority of the samples recorded exceedances of heavy metals, ammoniacal nitrogen and sulphate. Occasional exceedances were also recorded for free cyanide, total cyanide, and phenol. The majority of these exceedances were over one order of magnitude higher than the GAC.
- 5.5.12 The majority of the exploratory positions recording the exceedances in soil samples were located beneath the Goshems Farm Landfill (HLU0526). The exceedances observed within the natural ground beneath the Goshems Farm Landfill generally reflect those observed within the made ground. The concentrations recorded in samples collected from the natural ground generally decreased with increased depth. Samples collected from the Chalk recorded concentrations which were largely within the same order of magnitude as the GAC. The concentrations of copper and ammoniacal nitrogen consistently exceeded the GAC by over an order of magnitude, but given the depths of these samples, it is most likely that concentrations observed were reflective of background concentrations. The Alluvium consistently recorded concentrations of heavy metals and inorganics which exceeded the GAC by over an order of magnitude. As the Alluvium is overlain by the landfill material in Goshems Farm Landfill and has generally recorded exceedances of the same determinands, it suggests that this material may have been impacted by leachates from the landfill.
- 5.5.13 In respect to the soil leachate exceedances observed in the natural ground beneath agricultural land, the Shed Marsh Landfill (HLU0534) and the Low Street Landfill (HLU0535), the concentrations were within the same order of magnitude as the GAC, suggesting that the exceedances observed at these locations are more reflective of background concentrations, rather than a potential source of contamination.
- 5.5.14 It should be noted that soil leachate analysis is considered to be a conservative estimation of risk as the comparison of eluate concentrations (derived from aggressive laboratory soil leaching tests) with water quality standards does not factor in the potential for attenuation of concentrations in the pathway between the soil source and the receptor i.e., in the unsaturated zone with potential for dilution at the water table or dilution in the receptor itself.
- 5.5.15 As stated in paragraph 5.5.8, the River Terrace Deposits and the Chalk are not considered to be in hydraulic continuity with the made ground within the landfills due to the presence of thick continuous cohesive soils within the Alluvium. This theory is supported by the reduced heavy metal and inorganic concentrations within the River Terrace Deposits and the Chalk, in comparison to the made ground within the landfills and the Alluvium.
- 5.5.16 The proposed north portal and ramps within the Package B area will be excavated through the made ground, the Alluvium, the River Terrace Deposits and the Chalk before travelling beneath the River Thames. Although the soil leachate exceedances in the River Terrace Deposits and the Chalk are considered to be representative of background concentrations, there is potential that the proposed works will create a preferential pathway for leaching

contaminants from the made ground and upper parts of the Alluvium to impact deeper groundwaters. The commitments and mitigation measures outlined in the REAC (GS001, GS016, GS017, GS021, GS022, GS026, GS027 and GS028), and Remediation Options Appraisal and Outline Remediation Strategy (Application Document 6.3, Appendix 10.11) respectively, are considered to sufficient to prevent this risk and should be adopted by the Contractor during the construction phase works.

## Conclusion

- 5.5.17 The above discussions suggest that heavy metals and inorganic contaminants from the made ground in the landfill sites, within Package B, are leaching downwards, and impacting the upper part of the Alluvium immediately beneath it. However, the assessment indicates that GAC exceedances recorded in the soils (made ground and natural ground) outside the landfills, in the River Terrace Deposits and the Chalk beneath the landfills are reflective of background soil concentrations.
- 5.5.18 To fully conclude the controlled waters risk assessment and confirm the presence or absence of the pollutant linkages described above, an assessment of the groundwater quality beneath Package B has been undertaken in subsection 5.6.

## 5.6 Groundwater

- 5.6.1 Groundwater monitoring was undertaken in two phases: the ground investigation (GI) phase and the long-term monitoring (LTM) phase. The GI phase was undertaken, typically at weekly intervals between October 2019 and July 2020. The LTM phase was undertaken across 6 rounds between June 2020 and January 2021.
- 5.6.2 Analysis was carried out on 182 samples collected from 73 locations within the Package B area. Groundwater samples were analysed for a number of determinands as shown in Table 3.4.

### Selection of assessment criteria

- 5.6.3 The assessment of groundwater considers the potential risk to water resource receptors (drinking water and ecological receptors) and potential risk to human health. Groundwater chemical data has been screened against GAC in order to provide protection to aquifers, surface waters and humans. The risk to water resource receptors has also been assessed through comparison of soil leachate concentrations (detailed in Sections 5.4 and 5.5).
- 5.6.4 The majority of the controlled waters GAC are adopted from the UK Drinking Water Standards (DWS) and Environmental Quality Standards (EQS), which are considered protective of aquifers and surface waters respectively. The DWS are generally adopted from the Water Supply (Water Quality) Regulations 2016 and the EQS are primarily from the Water Environment (Water Framework Directive) (England and Wales) Regulations 2017. Package B borders the tidal River Thames, so some locations within the Package B area may present brackish water. Therefore, both the UK Freshwater and the Estuarine and Coastal Water EQS have been adopted for the protection of surface waters within the Package B area.

- 5.6.5 The EQS for copper, lead, nickel, and zinc are based on bioavailable values so are considered to be conservative screening values.
- 5.6.6 The controlled waters GAC for the remaining determinands (for which UK DWS and EQS are not available) have been adopted based on the sources referenced within Annex B-E.
- 5.6.7 The potential risk to human health from vapours originating from groundwater has also been assessed, based on the location of the proposed North Portal and temporary accommodation for construction workers within the Package B area. The GAC derived for the protection of residential receptors is based on the inhalation of vapours (primarily the vapour intrusion to buildings) were adopted for the purposes of screening. These GAC are internally produced in line with the Environment Agency methodology, and the derivation and values are included in Annex B-E.

### **Groundwater human health assessment results**

- 5.6.8 No exceedances of the human health groundwater GAC were recorded. The analytical results are presented in Annex B-D.

### **Groundwater controlled water assessment results**

- 5.6.9 During the Phase 1 Ground Investigation, groundwater monitoring sampling was undertaken between September and December 2018 at 13 locations, within the Package B area. The subsequent Phase 1 GQRA report (Application Document 6.3, Appendix 10.8) recorded controlled waters GAC exceedances of heavy metals, inorganics, speciated PAHs and TPH. Details regarding the distribution of GAC exceedances was not provided within the Phase 1 GQRA report.
- 5.6.10 Table 5.4 and Table 5.5 summarise the determinands which recorded exceedances above the GAC. The locations of the exceedances are shown in Table 5.4 and Table 5.5.
- 5.6.11 It should be noted that samples were labelled by the laboratory as both filtered and unfiltered samples for metals. Where determinands have recorded exceedances in both samples, only the higher concentration has been counted in the summaries in Table 5.4 and Table 5.5. The analytical results of both the filtered and unfiltered samples are presented in Annex B-D.

**Table 5.4 Summary of exceedances recorded in GI groundwater samples**

Determinand	GAC			Number of samples exceeding GAC	Maximum concentration	Unit
	UK DWS*	UK Fresh water EQS*	UK Saline EQS			
<b>Metals</b>						
Arsenic	10	50	25	26	130	µg/L
Boron	1,000	2,000	7,000	41	14,900	µg/L
Cadmium	5	0.08	0.2	26	1.18	µg/L
Chromium (hexavalent)	NV	3.4	0.6	9	191	µg/L
Chromium (total)	50	3.4	0.6	36	138	µg/L
Cobalt	NV	3	3	25	56	µg/L
Copper	2,000	1 (bio)	3.76	28	148	µg/L
Iron	200	1000	1000	29	27,700	µg/L
Lead	10	1.2 (bio)	1.3	3	13	µg/L
Manganese	50	123 (bio)	NV	70	9,880	µg/L
Mercury	1	0.07 (MAC)	0.7	7	0.86	µg/L
Nickel	20	4 (bio)	8.6	46	61	µg/L
Selenium	10	NV	NV	2	50	µg/L
Zinc	3,000	10.9 (bio)	NV	39	462	µg/L
<b>Inorganics</b>						
Ammoniacal nitrogen as N	NV	0.6	0.021	75	470	mg/L
Chloride	250	250	NV	70	10,785	mg/L
Cyanide (total)	50	1	1	9	100	µg/L
Sodium	200	NV	NV	73	5,360	mg/L
Sulphate	250	400	NV	31	4,280	mg/L
<b>pH</b>						
pH	6.5 - 9.5	6 - 9	6 - 8.5	69	6.1 (min) / 12 (max)	pH units
<b>PAH</b>						
Naphthalene	NV	2	2	4	24.6	µg/L
Fluoranthene	NV	0.0063	0.0063	41	0.93	µg/L
Anthracene	NV	0.1	0.1	4	0.45	µg/L
Benzo(b)fluoranthene	0.025	NV	NV	5	0.20	µg/L
Benzo(k)fluoranthene	0.025	NV	NV	2	0.13	µg/L
Benzo(a)pyrene	0.01	0.00017	0.00017	10	0.17	µg/L
Benzo(g,h,i)perylene	0.025	NV	NV	2	0.09	µg/L
Indeno(1,2,3-c,d)pyrene	0.025	NV	NV	3	0.16	µg/L



Determinand	GAC			Number of samples exceeding GAC	Maximum concentration	Unit
	UK DWS*	UK Fresh water EQS*	UK Saline EQS			
<b>Phenolic</b>						
Phenol	5,800	7.7	7.7	18	2789.4	µg/L
Pesticides						
Chlorothalonil	NV	0.035	NV	1	0.08	µg/L
Mevinphos (Phosdrin)	NV	0.02	NV	1	0.21	µg/L
<b>BTEX</b>						
Benzene	1	10	8	1	2	µg/L
Xylene (m & p)	250	15	15	7	77	µg/L
Xylene (total)	500	30	30	6	84	µg/L
<b>SVOC</b>						
Di-n-butyl phthalate	NV	8	8	2	59	µg/L

Note: NV – no GAC value.

Bio – Bioavailable.

MAC – Maximum Allowable Concentration.

\* UK DWS, UK EQS and other guideline values as referenced in Annex B-D.

\*\* Human Health GAC:

NVP - No vapour pathway, contaminant has insufficient volatility.

>SOL - Target acceptable risk not exceeded at theoretical solubility concentration.

**Table 5.5 Summary of exceedances recorded in LTM groundwater samples**

Determinand	GAC			Number of samples exceeding GAC	Maximum concentration	Unit
	DWS*	Fresh water EQS*	Saline EQS*			
<b>Metals</b>						
Arsenic	10	50	25	40	182	µg/L
Boron	1,000	2,000	7,000	47	32200	µg/L
Cadmium	5	0.08	0.2	18	3.43	µg/L
Chromium (hexavalent)	NV	3.4	0.6	14	88.6	µg/L
Chromium (total)	50	3.4	0.6	63	174	µg/L
Cobalt	NV	3	3	27	9.03	µg/L
Copper	2,000	1 (bio)	3.76	69	149	µg/L
Iron	200	1000	1000	67	45,100	µg/L
Lead	10	1.2 (bio)	1.3	4	4.21	µg/L
Manganese	50	123 (bio)	NV	86	10300	µg/L
Mercury	1	0.07 (MAC)	0.7	10	1.33	µg/L
Nickel	20	4 (bio)	8.6	69	140	µg/L
Selenium	10	NV	NV	3	22.9	µg/L

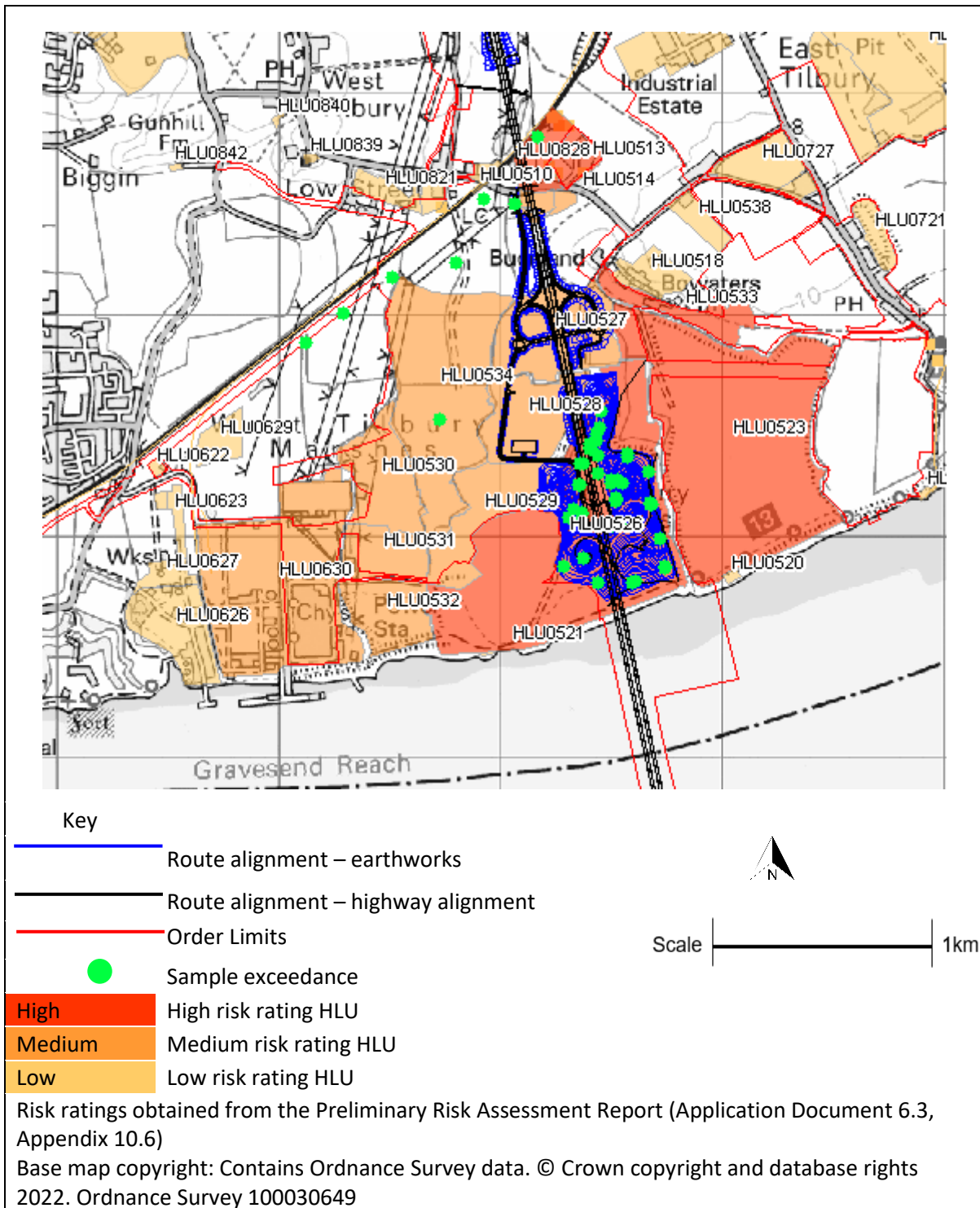
Determinand	GAC			Number of samples exceeding GAC	Maximum concentration	Unit
	DWS*	Fresh water EQS*	Saline EQS*			
Zinc	3,000	10.9 (bio)	NV	59	1130	µg/L
<b>Inorganics</b>						
Ammoniacal nitrogen as N	NV	0.6	0.021	99	235	mg/L
Chloride	250	250	NV	92	13,600	mg/L
Cyanide (free)	50	1	1	1	2.96	µg/L
Cyanide (total)	50	1	1	30	163	µg/L
Cyanide (complex)	50	1	1	25	161	µg/L
Fluoride	1500	5000	1000	1	1690	µg/L
Nitrate	50	NV	NV	2	131	µg/L
Sodium	200	NV	NV	99	6,630	mg/L
Sulphate	250	400	NV	31	2070	mg/L
<b>pH</b>						
pH	6.5 - 9.5	6 - 9	6 - 8.5	21	6.57 (min) / 12.4 (max)	pH units
<b>PAH</b>						
Naphthalene	NV	2	2	7	61.8	µg/L
Fluoranthene	NV	0.0063	0.0063	23	1.09	µg/L
Anthracene	NV	0.1	0.1	5	0.69	µg/L
Benzo(b)fluoranthene	0.025	NV	NV	6	0.21	µg/L
Benzo(k)fluoranthene	0.025	NV	NV	3	0.09	µg/L
Benzo(a)pyrene	0.01	0.00017	0.00017	14	0.17	µg/L
Benzo(g,h,i)perylene	0.025	NV	NV	5	0.15	µg/L
Indeno(1,2,3-c,d)pyrene	0.025	NV	NV	4	0.12	µg/L
<b>Phenolic</b>						
Phenol	5,800	7.7	7.7	27	750	µg/L
<b>PFAS</b>						
Perfluorooctanoate (PFOA)	0.01	NV	NV	1	0.02	µg/L
Total PFOS	0.01	0.00013	0.00065	1	0.12	µg/L
<b>Organotins</b>						
Tributyltin	NV	0.0002	0.0002	1	0.01	µg/L
<b>Pesticides</b>						
Chlorpyrifos	NV	0.03	NV	1	0.08	µg/L
<b>BTEX</b>						
Benzene	1	10	8	10	3.45	µg/L
Ethylbenzene	300	20	20	13	105	µg/L

Determinand	GAC			Number of samples exceeding GAC	Maximum concentration	Unit
	DWS*	Fresh water EQS*	Saline EQS*			
Xylene (o)	250	15	15	13	227	µg/L
Xylene (total)	500	30	30	13	227	µg/L
<b>TPH</b>						
Sum total TPH***	10	50	50	43	3,010	µg/L

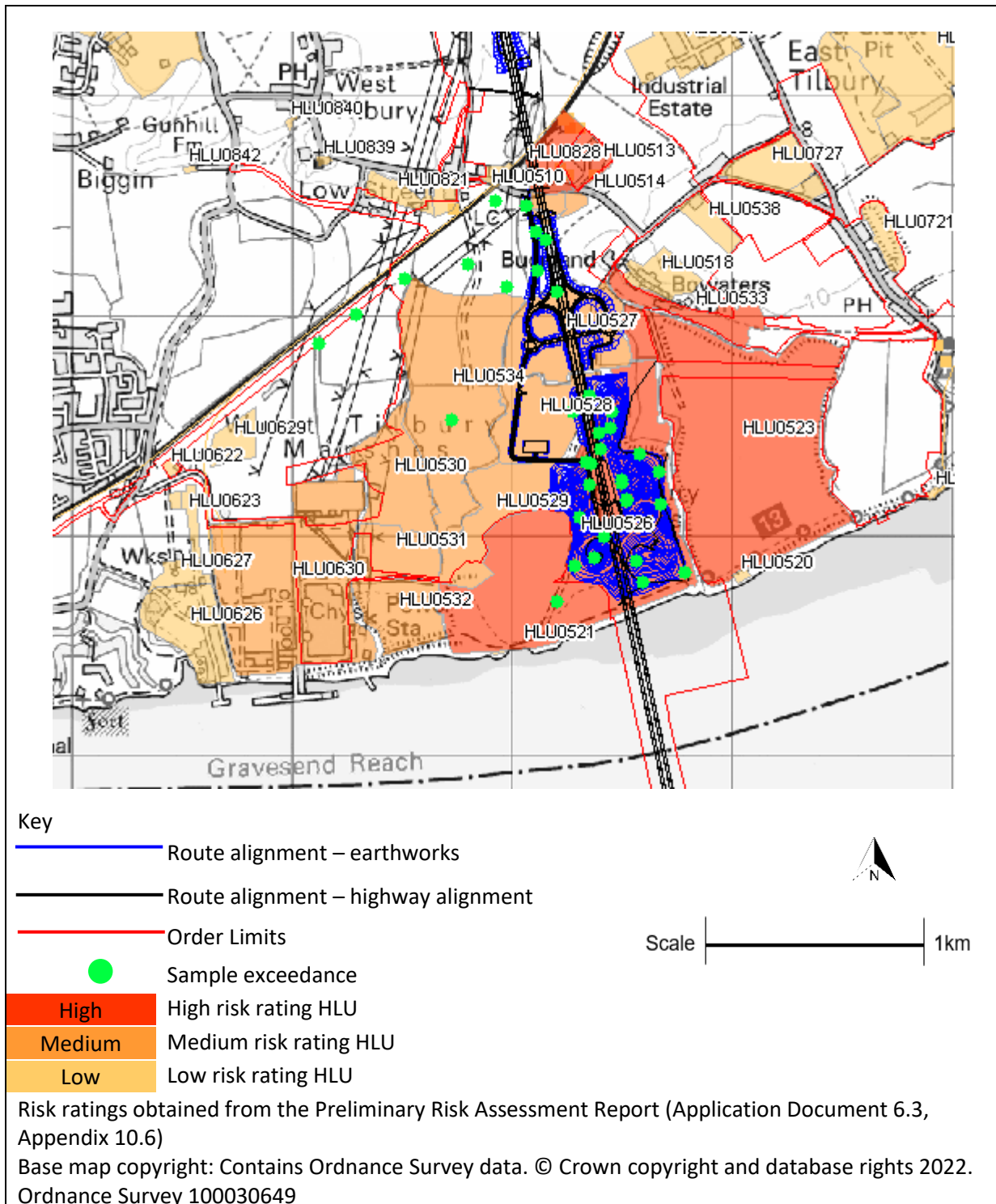
Note: NV – no GAC value.  
 Bio – Bioavailable.  
 MAC – Maximum Allowable Concentration.  
 \* UK DWS, UK EQS and other guideline values as referenced in Annex B-D.  
 \*\* Human Health GAC:  
 NVP - No vapour pathway, contaminant has insufficient volatility.  
 >SOL - Target acceptable risk not exceeded at theoretical solubility concentration.  
 \*\*\*TPH calculated manually and not provided by the laboratory.



**Plate 5.5 Locations of GI groundwater samples which recorded exceedances**



**Plate 5.6 Locations of LTM groundwater samples which recorded exceedances**



5.6.12 It is noted that the laboratory MDL reported across a number of samples was higher than at least one of the GAC. The assessment of these results will be refined as part of the DQRA which will be undertaken at the detailed design stage of the Project.

5.6.13 With the exception of the contaminants listed in Table 5.4 and Table 5.5, concentrations were measured as below the MDL.

- 5.6.14 All of the groundwater samples taken recorded at least two exceedances against the GAC. No exceedances were noted against the GAC protective of human health.
- 5.6.15 Table 5.6 presents the response zone stratum where exceedances were recorded.

**Table 5.6 Summary of GAC exceedances per response zone geology**

Response zone geology	Samples	Number of locations	Number of exceedances	Chemical groups
Made Ground	44	17	834	Metals, inorganics, PAH, TPH, BTEX, phenols, PFOS, organotin, pesticides, pH
Made Ground/Alluvium	11	5	188	Metals, inorganics, PAH, BTEX, phenols, pH
Made Ground / Thanet formation	1	1	6	Metals, inorganics, PAH, pH
Alluvium	33	17	435	Metals, inorganics, PAH, TPH, BTEX, SVOC, phenols, pH
Alluvium / River Terrace Deposits	6	2	41	Metals, inorganics
River Terrace Deposits	24	8	234	Metals, inorganics, PAH, TPH, BTEX, Phenols, pH
Chalk	63	23	627	Metals, inorganics, PAH, TPH, BTEX, SVOC, phenols, pesticides, pH

## 5.7 Groundwater assessment discussion

### Human health assessment

- 5.7.1 Table 5.4 and Table 5.5 show that no groundwater exceedances in respect to human health GAC were recorded. Therefore, the vapour risk to human health from groundwaters beneath Package B area is considered to be low. The human health risk from vapours will be concluded in section 5.11.

### Controlled waters assessment

- 5.7.2 According to the Ground Model cross sections (Application Document 6.3, Appendix 10.5), the Package B area is shown to be underlain by made ground (heterogenous) primarily associated with landfills, Alluvium (heterogenous), River Terrace Deposits (predominantly granular) and the Chalk. The Thanet Formation (predominantly granular) is present between the River Terrace Deposits and the Chalk on the northern portion of the Package B area. Given the compositions of the above stratum, it is considered that the River Terrace Deposits, the Thanet Formation, and the Chalk are in hydraulic continuity with each other, thus acting as one aquifer. Furthermore, given Package B's location, it is considered that granular portions of the lower Alluvium, the River

Terrace Deposits and the Chalk are in hydraulic continuity with the River Thames.

- 5.7.3 The Hydrogeology Risk Assessment Report (Application Document 6.3, Appendix 14.5) states that groundwater flow in the Chalk is generally southwards, beneath the Alluvium, towards the River Thames. Perched groundwater tables have been observed in the made ground and the Alluvium, suggested by the presence of 'no water' intervals on exploratory hole records. Water levels in the Alluvium appear to show no tidal fluctuation, compared to those observed within the River Terrace Deposits and the Chalk. The River Terrace Deposits and the Chalk's hydraulic connection with the River Thames appears to be responsible for the tidal variation in water levels and apparent saline intrusion beneath the Package B area. The Phase 2 ground investigation data indicates shallow groundwater tables within the Alluvium, approximately 1.00m to 3.00m AOD. Groundwaters in the made ground and the Alluvium have shown to exhibit localised hydraulic connections with surface water ditches within the Package B area.
- 5.7.4 A total of 182 groundwater samples have been collected from 73 locations across the Package B area. Of those samples, 75 were collected during the GI phase and 107 were collected as part of the LTM phase over 7 months following the completion of the intrusive works.
- 5.7.5 The response zone which each exploratory position screens is provided in Annex B-I. Of the response zones, 17 were installed in the made ground, 17 in the Alluvium, eight in the River Terrace Deposits, 23 in the Chalk, five in the made ground/ Alluvium, one in the made ground/ Thanet Formation and two within the Alluvium/ River Terrace Deposits.
- 5.7.6 Table 5.6 shows that over 35% of the groundwater exceedances of the controlled waters GAC were recorded in the made ground, with 7%, <1%, 18%, 2%, 10% and 26% being recorded in the made ground/ Alluvium, made ground/ Thanet Formation, Alluvium, Alluvium/ River Terrace Deposits, the River Terrace Deposits, and the Chalk, respectively. This degree of contamination in the made ground is expected as it displayed visual and olfactory evidence of contamination in the form of hydrocarbon odours and/or sheens, slags, and clinker, during the Phase 2 ground investigation works. The made ground within the landfill sites is conceptually considered to be the principal source of groundwater contamination within the Package B area.
- 5.7.7 The groundwater samples collected from both the GI and LTM phases have recorded widespread exceedances of the controlled waters GAC for heavy metals, inorganics, speciated PAH, TPH, BTEX and phenols. In addition, discrete GAC exceedances were recorded for Di-n-butyl phthalate (BH07056 and OH06008), Chlorothalonil (BH07096), Chlorpyrifos (OH06008), Mevinphos (OH07035), TBT (BH07010), PFOA and Total PFOS (PFAS) (BH07097). Hereafter, Chlorothalonil, Chlorpyrifos, and Mevinphos will be referred to as pesticides, and PFOA and Total PFOS will be referred to as PFAS.
- 5.7.8 BH07010, BH07096 and BH07097, which contain discrete groundwater exceedances of TBT, pesticides, and PFAS, are located within the boundary of the Goshems Farm Landfill (HLU0526). Their respective well installation response zones are within the made ground, which typically includes fragments



of concrete, brick, glass, metal, and plastics. Organic odours were also noted in the made ground of these boreholes. Ash, clinker, and suspected hydrocarbon contamination in the form of black silt were noted in the made ground of BH07096, from 4.00m to 7.00m depth. The source of the discrete TBT, pesticides, and PFAS groundwater exceedances in these exploratory holes are considered to be the made ground in the Goshems Farm Landfill. Furthermore, the concentrations of these discrete groundwater contaminants are of a similar order of magnitude to their respective GACs and/or MDL, and therefore are unlikely to represent gross contamination within the landfill's groundwater.

- 5.7.9 BH07056, OH06008 and OH07035, which exhibit discrete groundwater exceedances of Di-n-butyl phthalate and pesticide, are also located within the footprint of the Goshems Farm Landfill (HLU0526). However, their respective well installation response zones are within the Alluvium (BH07056) and the Chalk (OH06008 and OH07035). No visual or olfactory evidence of contamination was noted on the respective exploratory hole or groundwater sampling records. The concentrations of the Di-n-butyl phthalate and pesticide groundwater contaminants are also of a similar order of magnitude to their respective GACs and/or MDL, and thus are considered unlikely to represent gross contamination within the natural ground formations. These chemical exceedances could be attributed to the overlying Goshems Farm Landfill or up hydraulic gradient sources of contamination.
- 5.7.10 The majority of the organic groundwater exceedances can be found at locations within the boundary of or immediately down hydraulic gradient of credible contaminative sources, such as the Goshems Farm Landfill (HLU0526), the Tilbury Ash Disposal Sites (HLU0527 and HLU0528), the Shed Marsh Landfill (HLU0534), and the Low Street Landfill (HLU0535). The organic exceedances include TPH, BTEX, SVOC, pesticides and PFAS which are listed of COC for these landfill sites, conforming to the CSM outlined in the PRA Report (Application Document 6.3, Appendix 10.6).
- 5.7.11 Those locations positioned outside the boundary or up hydraulic gradient of credible contaminative sources displayed no organic groundwater exceedances. Only metals, inorganic and PAHs exceedances were recorded in wells located outside the boundary of credible contaminative sources.
- 5.7.12 TPH groundwater concentrations of two orders of magnitude greater than the controlled waters GACs were recorded in BH07018, BH07056, BH08019, BH08022 and OH06004, on more than one occasion, during the groundwater sampling programme. All locations have response zones installed in the natural ground. All locations, except BH08019 and BH08022, are located beneath the Goshems Farm Landfill (HLU0526). However, BH08019 and BH08022 are located down hydraulic gradient of the Low Street Landfill (HLU0535).
- 5.7.13 TPH groundwater concentrations obtained from wells with response zones in the made ground were not two orders of magnitude or more greater than the controlled waters GAC. This suggests that the groundwater in the natural ground has been impacted more by hydrocarbon contamination than the overlying made ground from landfills and agricultural land, in the Package B area.

- 5.7.14 With the exception of BH08008 and BH08013, all BH08000 series monitoring wells, which are generally located the furthest from the River Thames, have recorded chloride groundwater exceedances and/or concentrations in the same order of magnitude as the controlled waters GAC. Chloride groundwater concentrations recorded in all other monitoring wells are at least one order of magnitude greater than the GAC.
- 5.7.15 The groundwater exceedances recorded during the monitoring programme suggest that the groundwater beneath the Package B area has been impacted, as a result of contaminants leaching downwards from the made ground. However, before any decision can be made, the following should be considered in respect to the CSM.
- 5.7.16 The non-petroleum organic groundwater exceedances recorded are considered to be reflective of leaching contaminants from the made ground in landfill sites within the Package B area. This conclusion is supported by the fact that no non-petroleum organic groundwater exceedances were recorded in monitoring wells located outside the footprints of landfill sites.
- 5.7.17 The TPH groundwater contamination appears to be more severe in the natural ground formation than the made ground within the landfill sites. Speciated TPH analysis shows the TPH groundwater exceedances are associated with the aliphatic >C5 to C12 and aromatic >EC8 to EC16 carbon bands. The TPH groundwater exceedances mostly correlated with exceedances in naphthalene and BTEX compounds. These hydrocarbons are reflective of petrol, kerosene, or diesel sources. The overall relative mobility of these hydrocarbon compounds in groundwater are noted to be moderate to high, according to Petroleum Hydrocarbons in Groundwater: Guidance on assessing petroleum hydrocarbons using existing hydrogeological risk assessment methodologies (CL:AIRE, 2017). Thus, the identified hydrocarbon contaminants are likely to have migrated large distances in the groundwater table. The above suggests that a hydrocarbon source, up hydraulic gradient of the landfill sites is responsible for the elevated hydrocarbon contamination in the groundwaters of the River Terrace Deposits and the Chalk.
- 5.7.18 The inorganic groundwater exceedances recorded in BH06000, BH07000, OH06000 and OH07000 series monitoring wells, with response zones in the River Terrace Deposits and the Chalk, are considered to be reflective of saline intrusion, rather than the overlying Goshems Farm Landfill (HLU0526) and Shed Marsh Landfill (HLU0534). This conclusion is supported by chloride groundwater exceedances in monitoring wells close to the River Thames which are at least one order of magnitude greater than the GAC. Furthermore, the Hydrogeological Risk Assessment (Application Document 6.3, Appendix 14.5) states that chloride/bromide concentrations ratios in the majority of groundwater samples from the River Terrace Deposits and the Chalk indicate saline intrusion rather than landfill impact.
- 5.7.19 That said, the average chloride/bromide concentration ratio for the groundwater in OH07035, which is located beneath the Goshems Farm Landfill (HLU0526) and has a response zone within the chalk, tentatively suggests a landfill leachate source. However, a review of the groundwater laboratory results for OH07035 show that the ratios were derived from filtered chloride and unfiltered bromide groundwater concentrations. Thus, the bromide groundwater

concentrations from OH07035 used to derive the chloride/ratios are not considered to be representative of the dissolved groundwater conditions in the Chalk aquifer.

- 5.7.20 The made ground and upper part of the Alluvium are not considered to be in hydraulic continuity with the deeper granular Alluvium, the River Terrace Deposits, the Chalk and the River Thames, due to the presence of continuous cohesive soils in the Alluvium acting as a low permeability barrier, limiting leaching. This supported by pump tests during the Phase 1 ground investigation works which show groundwater levels within the made ground and Alluvium have no relationship with tidal patterns in the River Thames. Furthermore, the Hydrogeological Risk Assessment (Application Document 6.3, Appendix 14.5) states that chloride/bromide concentration ratios in groundwater samples taken from the made ground suggest impact from a landfill leachate source, rather than saline intrusion from the River Thames, which is exhibited by the underlying River Terrace Deposits and Chalk. Chloride/bromide concentration ratios from groundwater within the Alluvium indicate the source is borderline sea water and landfill leachate.
- 5.7.21 There is visual evidence to suggest that the southern extents of the East Tilbury Landfill (HLU0523) and maybe the Goshems Farm Landfill (HLU0526) are being eroded by the River Thames, during high tide (Metro, 2019). Consequently, there is potential for perched contaminated groundwaters within the made ground to be in hydraulic continuity with the River Thames during high tide. However, given the heterogenous nature of the made ground and the poor water quality within the River Thames, due to diffused contamination in the wider area, perched contaminated groundwaters from the made ground is unlikely to directly discharge into the River Thames or significantly alter the water quality within it, during high tide.
- 5.7.22 Based on the discussion above, it is considered that the made ground associated with the Goshems Farm Landfill (HLU0526), Shed Marsh Landfill (HLU0534) and Low Street Landfill (HLU0535) are not in hydraulic connectivity with groundwaters in the River Terrace Deposits and the Chalk, due to the presence of the upper cohesive Alluvium strata. Thus, the dissolved contaminants identified in the made ground are not considered to be impacting controlled waters via the leaching pathway. The contaminated groundwater identified in the River Terrace Deposits and the Chalk are considered to be attributed to a combination of saline intrusion and contaminated sources located up hydraulic gradient of the Package B area.
- 5.7.23 Artesian groundwater conditions are understood to exist in the underlying River Terrace Deposits and the Chalk. Therefore, should leachate from made ground in the overlying landfills bypass the cohesive Alluvium, the upward head of groundwater within these aquifers will restrict downward migration of contaminants into the wider groundwater environment.
- 5.7.24 Furthermore, given the age of the landfill sites, it is considered that the landfill sites were designed (and permitted) to dilute and disperse leachate into the groundwater table beneath the Package B area. Therefore, no significant groundwater remediation would be considered feasible to mitigate the risk to controlled waters in the Package B area.

- 5.7.25 The proposed north portal and earthworks associated with the main route alignment are likely to interact with groundwaters in the made ground, Alluvium, River Terrace Deposits, and the Chalk. Furthermore, the north portal will excavate through the above-mentioned strata before travelling beneath the River Thames, potentially creating a preferential pathway for mobile contaminants to impact controlled waters. The commitments and mitigation measures outlined in the REAC (GS021, GS022, and GS026) and Remediation Options Appraisal and Outline Remediation Strategy (Application Document 6.3, Appendix 10.11) respectively, are considered to sufficient to prevent this risk and should be adopted by the Contractor during the construction phase works.
- 5.7.26 Contaminated groundwaters could be encountered during the excavation and dewatering works to facilitate the north portal, and potentially be mobilised to the environment. The Contractor should make allowances to control, recover, treat, and/or dispose contaminated groundwaters encountered during the enabling and construction works, as per commitments outlined in the REAC (GS021 and GS022) and in accordance with the Remediation Options Appraisal and Outline Remediation Strategy (Application Document 6.3, Appendix 10.11).

## Conclusion

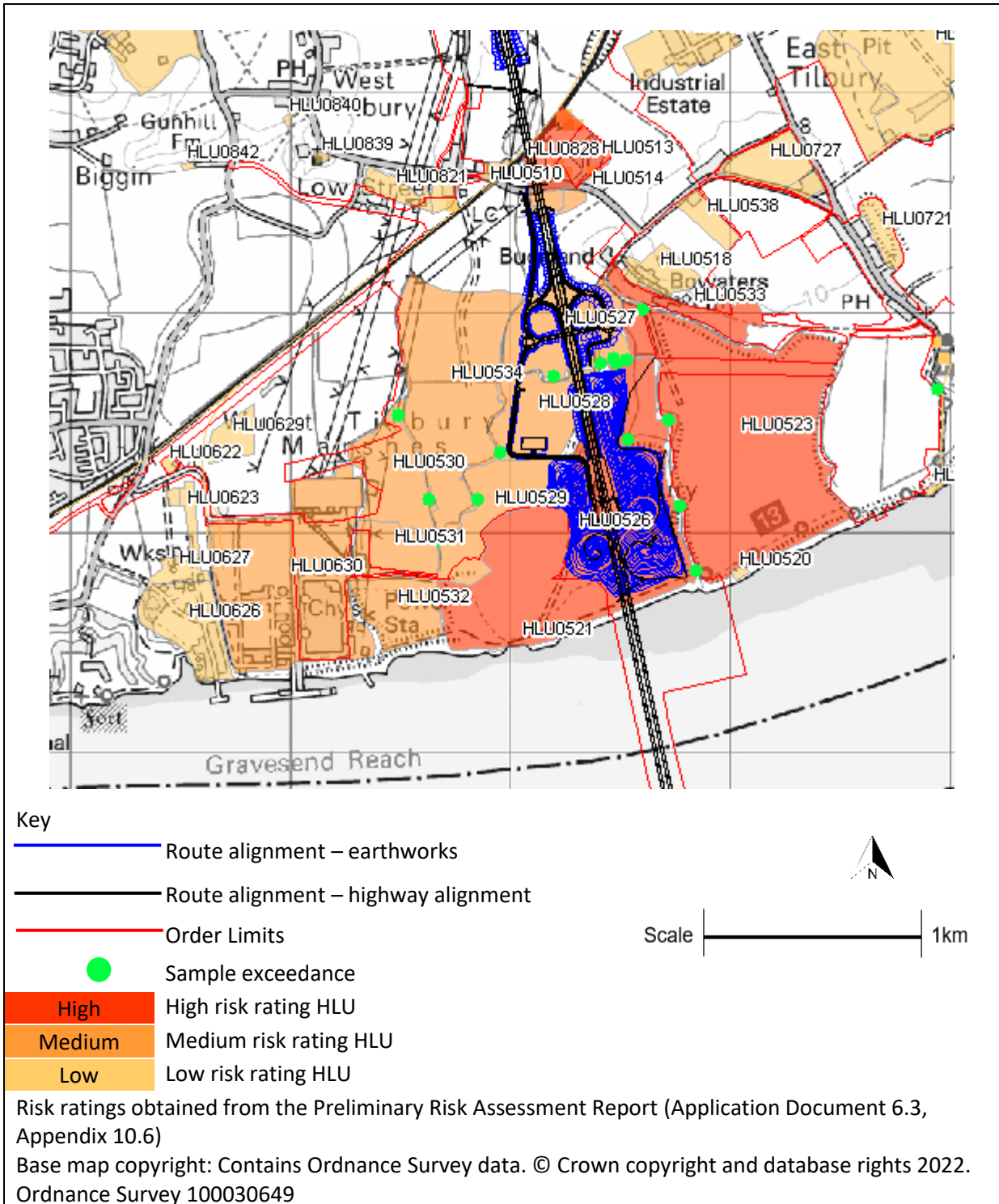
- 5.7.27 The human health GQRA of groundwaters found no vapour exceedances of human health GAC. Therefore, the vapour risk to human health from groundwaters is very low.
- 5.7.28 The controlled waters GQRA indicates that although the landfill sites have impacted groundwaters in the made ground and the Alluvium, they are not in hydraulic continuity with and are not impacting deeper more sensitive aquifers and the River Thames. Groundwaters within the River Terrace Deposits and the Chalk appear to have been impacted by saline intrusion and up hydraulic gradient sources of hydrocarbon contamination, rather than the overlying landfill sites. There is potential that the Project will encounter contaminated groundwaters and create preferential pathways to more sensitive groundwater receptors.
- 5.7.29 Therefore, the commitments and mitigation measures detailed in the REAC (GS021, GS022, and GS026), and the Remediation Options Appraisal and Outline Remediation Strategy (Application Document 6.3, Appendix 10.11) should be adopted by the contractor during the construction phase works, to prevent further entry of pollutants into the water environment. However, given that the landfills were designed to dilute and disperse leachate into groundwaters, no significant groundwater remediation is considered feasible.

## 5.8 Sediment and Surface water

- 5.8.1 In total, 15 sediment and 15 surface water samples were collected from 15 locations across the Package B area. The locations of the sampling points are shown in Plate 5.7.



**Plate 5.7 Location of sediment (GS) samples and surface water (SW) samples**



- 5.8.2 The majority of the sediment and surface water samples were collected from drainage channels along the boundaries of the East Tilbury Landfills (HLU0523), Goshems Farm Landfill (HLU0526), the Tilbury Ash Disposal Sites (HLU0527 to HLU0530), and Shed Marsh Landfill (HLU0534). Sediment samples were collected from the surface (0.00m bgl) and at a depth of 0.20m bgl.
- 5.8.3 The sediment and surface water samples were tested for a range of determinands, as detailed previously in Table 3.3.

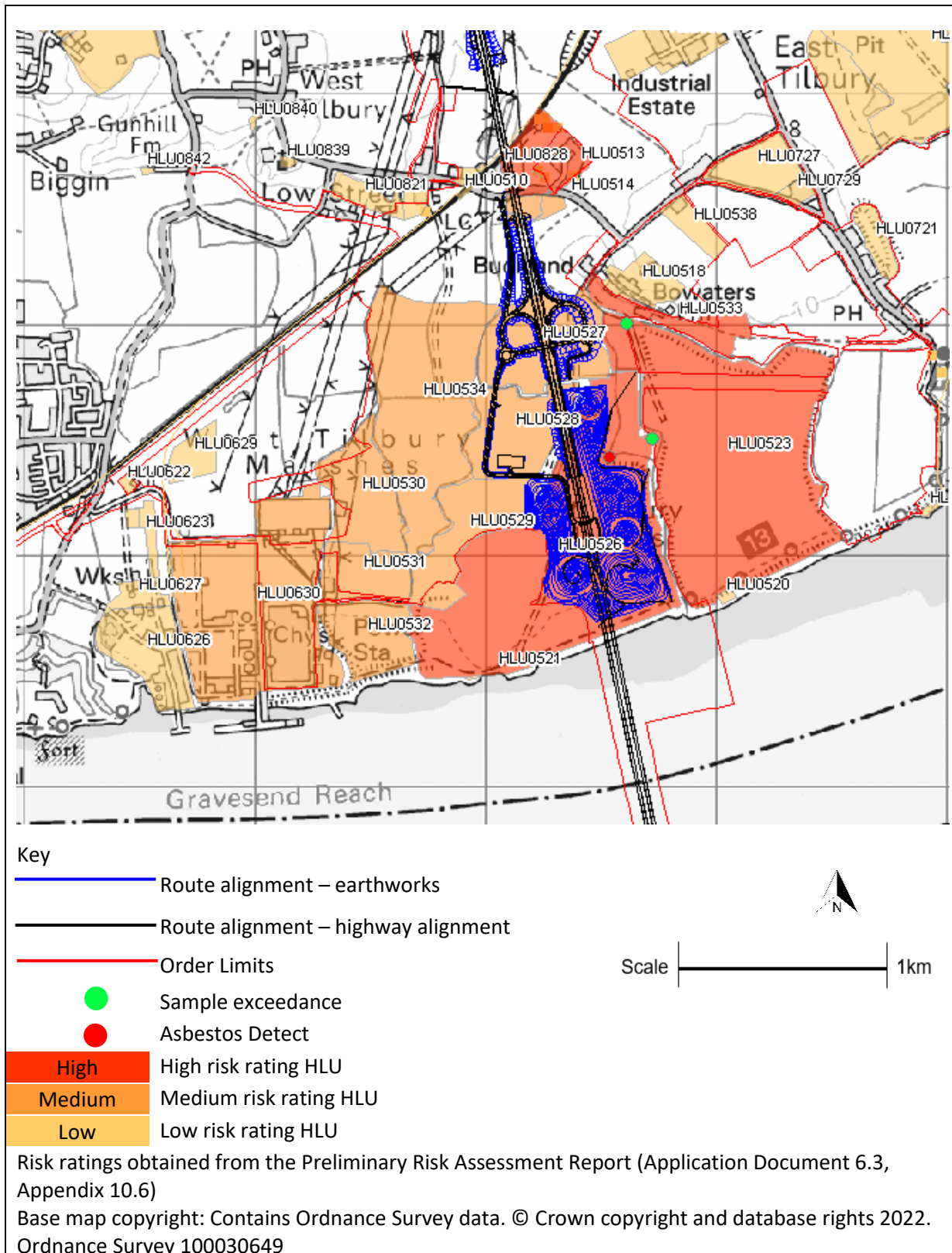
### **Selection of assessment criteria**

- 5.8.4 The assessment of sediment is primarily focused on the potential risk to human health. As per the soil assessment, the sediment chemical data has been screened against the current LQM/ClEH S4ULs for Public Open Space near residential housing (POSresi) (Nathanail et al., 2015), as this is the most conservative screening scenario which applies to the Project and identified receptors. In the absence of an S4UL for lead, the C4SL has been adopted (CL:AIRE, 2014).
- 5.8.5 The assessment of sediment leachate and surface water is primarily focused on the potential risk to water resources. It is considered that the drainage ditches within the Package B area are not in hydraulic continuity with groundwaters due to their low permeability channel and shallow depth. However, a potential plausible pollution linkage may exist between the drainage ditches, the Tilbury Main, and the River Thames. Consequently, the GAC are adopted from the Environmental Quality Standards (EQS), which are considered protective of surface waters respectively. The EQS are primarily from the Water Environment (Water Framework Directive) (England and Wales) Regulations 2017. Package B borders the tidal River Thames, so some locations within the Package B area may present brackish water. Therefore, both the UK Freshwater and the Estuarine and Coastal Water EQS have been adopted for the protection of surface waters within the Package B area.
- 5.8.6 The GAC for the remaining determinands (for which EQS are not available) have been adopted based on the sources referenced within Annex B-E.

### **Sediment chemical assessment results**

- 5.8.7 The assessment identified sediment exceedances of the lead GAC of 630mg/kg in grab samples GS07003 at 0.00m bgl (1,219mg/kg) and GS07006 at 0.00m bgl (2,236 mg/kg).
- 5.8.8 The locations of the exceedances are shown on Plate 5.8.
- 5.8.9 The complete sediment analytical results and comparison to the screening criteria are provided in Annex B-F.
- 5.8.10 With the exception of lead, concentrations were either measured below the adopted GAC or the MDL.

**Plate 5.8 Location of sediment (GS) samples which recorded exceedances**



## Sediment asbestos assessment results

- 5.8.11 All 15 sediment samples were submitted to the laboratory for asbestos analysis. The analysis involves an initial screen to determine whether asbestos was identified in the sample. Where asbestos was identified in a sample, the percentage of asbestos fibres within the sample was then quantified.
- 5.8.12 Asbestos was identified in one sediment sample collected from GS07004 at 0.20m bgl, with an asbestos fibre concentration of 0.004% w/w. The asbestos species/ type was not recorded.
- 5.8.13 The full asbestos analysis results are provided in Annex B-F.

## Sediment leachate assessment results

- 5.8.14 Table 5.7 summarises the determinands in sediment leachate that recorded concentrations above the GAC. The complete set of sediment leachate screening results are included in Annex B-G.

**Table 5.7 Summary of exceedances in sediment leachate samples**

Determinand	GAC		Number of samples exceeding GAC	Maximum concentration	Unit
	UK Freshwater EQS*	UK Saline EQS*			
<b>Metals</b>					
Boron	2,000	7,000	5	5,710	µg/L
Cadmium	0.08	0.2	6	2.9	µg/L
Chromium	3.4	0.6	3	31	µg/L
Chromium (trivalent)	4.7	NV	1	30	µg/L
Cobalt	3	3	2	14	µg/L
Copper	1 (bio)	3.76	13	310	µg/L
Lead	1.2 (bio)	1.3	2	724	µg/L
Mercury	0.07 (MAC)	0.7	3	1.2	µg/L
Nickel	4 (bio)	8.6	12	123	µg/L
Vanadium	20	100	1	36	µg/L
Zinc	10.9 (bio)	NV	5	1,590	µg/L
<b>Inorganics</b>					
Ammoniacal nitrogen as N	0.6	0.021	15	3.1	mg/L
Chloride	250	NV	5	876	mg/L
Cyanide (total)	1	1	2	20	µg/L
Fluoride	1,000	5,000	3	4,600	µg/L
Sulphate	400	NV	2	2,320	mg/L
<b>Phenolic</b>					
Phenol	7.7	7.7	5	14.9	µg/L

Determinand	GAC		Number of samples exceeding GAC	Maximum concentration	Unit
	UK Freshwater EQS*	UK Saline EQS*			
<b>Other</b>					
pH	6 - 9	6 - 8.5	1	8.6	pH

Note: NV – no GAC value.

Bio – Bioavailable.

MAC – Maximum Allowable Concentration.

\* UK DWS, UK EQS, and other guideline values as referenced in Annex B-G.

5.8.15 All the samples taken recorded at least one exceedance against the GAC (all locations previously shown on Plate 5.7).

5.8.16 It is noted that some of the results reported across several samples are below the laboratory MDL but higher than at least one of the GAC values. Although none of those results have been recorded above the MDL, it is not possible to determine whether concentrations above the GAC are present given that the MDL itself is higher than the GAC. Further explanation of the elevated MDL results is provided in paragraph 7.1.2. The assessment to date is considered precautionary and robust.

### Surface water assessment results

5.8.17 Table 5.8 summarises the determinands in surface water that were recorded above the GAC.

5.8.18 It should be noted that samples were analysed as both filtered and unfiltered samples for a number of determinands. Where determinands have recorded exceedances in both samples, only the higher concentration has been counted. Although this may be considered a conservative approach, it ensures that any potential risks can be identified, therefore ensuring a robust assessment of the data has been carried out.

5.8.19 The full screening results for surface water is presented in Annex B-H.

**Table 5.8 Summary of exceedances in surface water samples**

Determinand	GAC		Number of samples exceeding GAC	Maximum concentration	Unit
	UK Freshwater EQS*	UK Saline EQS*			
<b>Metals</b>					
Arsenic	50	25	3	59	µg/L
Boron	2,000	7,000	12	46,300	µg/L
Cadmium	0.08	0.2	13	29.77	µg/L
Chromium (total)	3.4	0.6	9	43	µg/L
Cobalt	3	3	5	11	µg/L



Determinand	GAC		Number of samples exceeding GAC	Maximum concentration	Unit
	UK Freshwater EQS*	UK Saline EQS*			
Copper	1 (bio)	3.76	12	711	µg/L
Iron	1,000	1,000	4	4,660	µg/L
Manganese	123 (bio)	NV	15	9,706	µg/L
Mercury	0.07 (MAC)	0.7	5	0.62	µg/L
Nickel	4 (bio)	8.6	9	119	µg/L
Zinc	10.9 (bio)	7.9	10	1552	µg/L
<b>Inorganics</b>					
Ammoniacal Nitrogen as N	0.6	0.021	15	28.7	mg/L
Chloride	250	NV	15	11000	mg/L
Cyanide (total)	1	1	5	130	µg/L
Fluoride	1,000	5,000	1	1,100	µg/L
Sulphate	400	NV	11	3,130	mg/L
<b>PAH</b>					
Fluoranthene	0.0063	0.0063	3	0.06	µg/L
Benzo(a)pyrene	0.00017	0.00017	3	0.06	µg/L
<b>TPH</b>					
TPH >C5-C35 Aliphatics/ Aromatics	50	50	1	62	µg/L

Note: NV – no GAC value.

Bio – Bioavailable.

MAC – Maximum Allowable Concentration.

\* UK DWS, UK EQS, and other guideline values as referenced in Annex B-H.

5.8.20 It is noted that some of the results reported across several samples are below the laboratory MDL but higher than at least one of the GAC values. Although none of those results have been recorded above the MDL, it is not possible to determine whether concentrations above the GAC are present given that the MDL itself is higher than the GAC. Further detailed explanation of the elevated MDL results is provided in paragraph 7.1.2. The assessment to date is considered precautionary and robust.

5.8.21 With the exception of the contaminants listed in Table 5.8, concentrations were measured as below the MDL and/or below the GAC.

## 5.9 Sediment and surface water assessment discussion

### Sediment human health assessment

5.9.1 Out of 15 sediment samples which were analysed, two samples (GS07003 at 0.00m and GS07006 at 0.00m) were found to contain lead exceedances of the

GAC. In addition, asbestos fibres were detected in GS07004 at 0.20m depth, with a fibre count of 0.004% w/w.

- 5.9.2 A review of the exploratory hole records shows that lead and asbestos soil contamination were detected in made ground described as gravelly and/or sandy clay with occasional rootlets, roots and/or organic material. No visual or olfactory evidence of contamination, from anthropogenic sources, were recorded on the exploratory hole records. While summarised in this annex, full geological descriptions are provided within the Land Based Works – Phase 2A Area 1 Package B Factual Report on Ground Investigation (Perfect Circle, 2020).
- 5.9.3 The location of GS07006 falls within the boundary of East Tilbury Landfill (HLU0523), GS07003 lies between East Tilbury Landfill and Goshems Farm landfill (HLU05256), and GS07004 is located within Goshems Farm Landfill. Given the proximity, it is considered that the sediment in the drainage channel represents a build-up of suspended solids within surface water runoff or leachate breakouts from the adjacent landfills. Lead and asbestos are listed as COC for the above mentioned credible contaminative sources in the Preliminary Risk Assessment Report (Application Document 6.3, Appendix 10.6). Therefore, the findings of the Phase 2 ground investigation conform with the CSM outlined in the Preliminary Risk Assessment Report (Application Document 6.3, Appendix 10.6).
- 5.9.4 GS07003, GS07004, and GS07006 are not located within the boundary of any proposed structures or earthworks but are within the main works construction area. Although unlikely, the potential of the lead and asbestos sediment contamination being disturbed by construction activities, and thus creating a plausible pollutant linkage, cannot be fully ruled out. However, it is considered that the risks identified will be addressed by the Contractor through the implementation of standards as detailed in the REAC (GS001, GS006, GS016, GS017, GS027 and GS028).

### **Sediment leachate results discussion**

- 5.9.5 Table 5.7 indicates that the Phase 2 ground investigation has detected widespread copper, nickel and ammoniacal nitrogen leachate exceedances of the GAC, with discrete exceedances of metals, inorganics, and phenol. Sediment leachate exceedances were identified in both the made ground and the Alluvium sediments from drainage channels.
- 5.9.6 It should be noted that the EQS for bioavailable metals were derived assuming contaminants would be 100% bioavailable and fully absorbed by the guts of aquatic species. In reality, this is unlikely to be true for aquatic species in surface water environments and therefore the EQS is considered to be a very conservative screening criteria for the controlled waters risk assessment.
- 5.9.7 As the sediment leachate samples have all been collected from the made ground and shallow alluvium soils in and around landfills, the presence of determinands at concentrations above the GAC is in line with the CSM outlined in the PRA report (Application Document 6.3, Appendix 10.6). The determinands which recorded the exceedances in sediment leachate samples were also recorded in the soil leachate samples collected from the made ground and the Alluvium in exploratory locations within the landfills. This



suggests that the exceedances observed are most likely to be reflective of impacts from the landfills.

- 5.9.8 Given the above discussion, the sediment leachate results are considered to represent existing baseline conditions which are present in the Package B area. The proposed construction works within the area are unlikely to increase preferential pathways to the drainage channels or surface water features so the Project is not considered to pose an unacceptable risk to controlled water receptors in this area.

### Surface water results discussion

- 5.9.9 All of the surface water samples recorded exceedances against the GAC. The determinands which exceeded the GAC included metals, inorganics, and PAH, as shown in Table 5.8. The identified surface water exceedances suggests that surface water runoff from the adjacent landfills has been impacted.
- 5.9.10 As stated in paragraph 5.9.6, the EQS for bioavailable metals are considered to be very conservative because they assume 100% bioavailability. The derivation of Predicted No-Effect Concentrations (PNEC) from surface water samples and the Metal Bioavailability Assessment Tool (M-BAT) would enable a more realistic controlled waters risk assessment of the bioavailable metals.
- 5.9.11 The determinands that recorded exceedances in surface water samples are similar to those recorded in groundwater samples collected from the made ground within the adjacent landfills. Given the surface water sampling locations are positioned between the landfills, it is likely that the exceedances observed in surface water are reflective of impacts from the landfills and as such represent existing baseline conditions.
- 5.9.12 The proposed construction works within the area are unlikely to increase preferential pathways to the drainage channels or surface water features, so the Project is unlikely to pose an unacceptable risk to controlled water receptors in this area.

## 5.10 Ground gas

- 5.10.1 Periodic ground gas monitoring was undertaken at 50 locations across the Package B area. A summary of the periodic ground gas monitoring visits undertaken is provided in Table 3.6.
- 5.10.2 Ambisense data, comprising continuous monitoring of ground gases and dissolved methane, as well as other temporal parameters, was also produced for 25 of these locations. All continuous gas monitoring locations are within the Goshems Farm Landfill (HLU0526). A summary of exploratory locations with continuous monitoring devices installed within them is provided in Table 3.7.
- 5.10.3 Gas monitoring wells have largely been equipped with sealed response zones designed to target specific strata horizons in the unsaturated zone. However, some exploratory positions in deeper strata (e.g., River Terrace Deposits and Chalk) were installed principally to monitor groundwaters, and therefore these may have a submerged response zone. The “periodic” and “continuous” monitoring methods record similar data, but ‘continuous’ monitoring methods record the gas regime response to natural variation with time at a higher

frequency, such as the response to change in atmospheric pressures, and groundwater levels.

- 5.10.4 In addition, gas samples collected from seven locations were analysed for bulk gases and soil vapours. A summary of the bulk gases and soil vapours analysed is provided in Table 3.8.
- 5.10.5 In line with the approaches outlined in the guidance documents Construction Industry Research and Information Association (CIRIA) Assessing Risks Posed by Hazardous Ground Gases to Buildings (C665) (CIRIA, 2007) and British Standard (BS) 8485: Code of Practice for the Design of Protective Measures for Methane and Carbon Dioxide Ground Gases for New Buildings (British Standards Institution, 2019), the monitoring results have been reviewed in the context of the CSM for the Package B area.

### Sources of Ground Gas

- 5.10.6 Methane and Carbon dioxide can originate from a variety of natural and anthropogenic sources. The main sources which can generate ground gases include organic or alluvial deposits (e.g., Alluvium), landfills, buried waste, made ground or contamination.
- 5.10.7 The area to the north of the River Thames and surrounding the proposed North Portal section of the Project is dominated by the presence of Goshems Farm landfill (HLU0526) and Tilbury Ash Disposal Sites (HLU0527 to HLU0531, and HLU0534). This area includes up to 25m of Pulverised Fuel Ash (PFA)/made ground (historic landfill and recently placed capping layer) or topsoil and Alluvium concealing River Terrace Deposits and the Chalk. In addition, the East Tilbury co-disposal hazardous waste landfill (HLU0523 and HLU0533) is located immediately to the east of the main works construction area.
- 5.10.8 Historical and site-specific ground investigations together with British Geological Survey Mapping, have identified that the Alluvium in the area to the north of the River Thames contains several layers/areas of Peat interspersed with layers of sand and gravel and silt/clay. Given the presence of both the landfills and the Alluvium/Peat within this area, there is a substantial volume of ground which could generate and/or store ground gases.
- 5.10.9 Within the Package B area, the main sources which have the potential to generate ground gases include the list of identified credible sources below.
- HLU0513, HLU0514, HLU0525 – Infilled Ponds (within Order Limit)
  - HLU0515 - Suspected quarry fill (within Order Limit)
  - HLU0518 – Poultry farm (within Order Limit)
  - HLU0526 - Goshems Farm Landfill; Recorded landfill (within Order Limit)
  - HLU0523 and HLU0533 - East Tilbury Landfill Recorded landfill, including Northern extension (within Order Limit)
  - HLU0527 to HLU0532, and HLU0534 - Tilbury Ash Disposal Site Recorded PFA landfill, including Shed Marsh Landfill (within Order Limit)

- g. HLU0535 - Low Street Landfill (within Order Limit)
- h. HLU0536 - Low Street Brickworks Landfill (within Order Limit)
- i. HLU0537 - Suspected quarry fill (within Order Limit)
- j. HLU0623 - Sewage treatment tanks (within Order Limit)
- k. HLU0624 - Sewage works – aqueduct and water tanks (within Order Limit)
- l. HLU0627 – Sewage works – northern extension (within Order Limit)
- m. HLU0704 – Sewage tank (within Order Limit)
- n. HLU0705 – Pumping station (within Order Limit)
- o. HLU0724 - Princess Margaret Road Landfill (within Order Limit)
- p. HLU0727 – Love Lane Landfill (within Order Limit)
- q. HLU0728 - Saltings Landfill (within Order Limit)
- r. HLU0729 - Barvills Farm (within Order Limit)

1.1.2 The dates of filling and the location with respect to Order Limits and study area for the identified potential ground gas sources listed above are presented in Table 5.9.

**Table 5.9 Summary of details for potential sources of ground gas**

Source	HLU Number	Location with respect to Order Limits and study area	Approximate dates of filling	Additional Details
Infilled pond	HLU0513	Within study area	Pre 1991	
Infilled pond	HLU0514	Within Order Limits	Pre 1939	
Suspected quarry fill	HLU0515	Under route alignment	Pre 1991	
Poultry Farm	HLU0518	Within Order Limits	NA	
East Tilbury Landfill and East Tilbury Landfill - Northern extension	HLU0523 HLU0533	Within Order Limits	1932 to 1990	Former hazardous landfill containing industrial, commercial, household, and liquid sludge.
Infilled pond	HLU0525	Within study area	Pre 1991	

Source	HLU Number	Location with respect to Order Limits and study area	Approximate dates of filling	Additional Details
Goshems Farm Landfill	HLU0526	Under route alignment	Late 19th/early 20th century landfill	Contains ash, bottles, dock and river dredgings.
Tilbury Ash Disposal Site – Areas A1 to A3, and Shed Marsh Landfill	HLU0530 HLU0531 HLU0532 HLU0534	Within Order Limits	1968 to 2000s	Contains PFA and potentially unrecorded waste.
Tilbury Ash Disposal Site – Areas B, C and C2	HLU0527 HLU0528 HLU0529	Under route alignment	1968 to 2000s	Contains PFA and potentially unrecorded waste.
Low Street Landfill	HLU0535	Under route alignment	1969 to 1976	Contains industrial and commercial waste.
Low Street Brickworks Landfill	HLU0536	Within Order Limits	1956 to 1977	Contains industrial and commercial waste.
Suspected quarry fill	HLU0537	Under route alignment	Pre 1991	
Sewage treatment tanks	HLU0623	Within study area	Pre-1950 to pre-2022	
Sewage works – aqueduct and water tanks	HLU0624	Within study area	Pre-1950 to pre-2022	
Sewage works – northern extensions	HLU0627	Within study area	Pre-1990 to present	
Sewage tank	HLU0704	Within study area	Pre-1921 to present	First shown on mapping in 1921 and were possibly constructed in a former pond
Pumping station	HLU0705	Within study area	Pre-1990 to present	
Princess Margaret Road Landfill	HLU0724	Within study area	-	Active landfill, accepting industrial and commercial waste.
Love Lane Landfill	HLU0727	Within Order Limits	1934 to 1988	Contains inert, industrial and commercial waste
Saltings Landfill	HLU0728	Within Order Limits	1988 to 1993	Contains inert and liquid sludge waste from river dredging.
Barvills Farm	HLU0729	Within Order Limits	NA	

- 5.10.10 Based on the Ground Gas Handbook (Wilson et al., 2009) areas of infilled land which are around 50 years in age are considered to be past the peak of ground gas generation. With this in mind, the infilled pond (HLU0514), poultry farm (HLU0518), Goshems Farm Landfill (HLU0526) and infrastructure associated with Tilbury Sewage Works (HLU0623 and HLU0624) are, conceptually, unlikely to be generating sustained ground gases.
- 5.10.11 A review of the Preliminary Risk Assessment (Application Document 6.3, Appendix 10.6) shows that the credible contaminant sources of volatile organic compounds (VOC) that are within or close to the footprint of the proposed structures and utility work areas are a metal recycling facility (HLU0512), the landfills (HLU0526 to HLU0531, and HLU0534 to HLU0536), Tilbury Power Station (HLU0630), and former railway sidings at brickworks (HLU0830).
- 5.10.12 Made ground was encountered in 105 exploratory locations across Package B, at thicknesses from 0.20m to 6.20m. The made ground is generally associated with the landfill areas, although some shallow made ground has also been encountered in localised pockets, beneath agricultural land to the north of Shed Marsh and Goshems Farm Landfill.
- 5.10.13 The made ground encountered within the Goshems Farm and Low Street landfills was generally described as sandy and slightly gravelly clay comprising glass, cement, brick, clinker, concrete, slag, ceramic, flint, and rare slate. Occasional fragments of metal, wood, glass, plastics, and domestic fabrics (e.g., carpet and clothing) were also noted within the landfills. The made ground in the Shed Marsh landfill was predominantly described as silty clay, with occasional pockets of organic material. The made ground encountered in positions located in agricultural land was generally described as sandy gravelly clay, with frequent rootlets and occasional red brick fragments.
- 5.10.14 Visual and olfactory evidence of VOCs, in the form of hydrocarbon odours, stains, and sheens, were noted in BH07039 (made ground, 2.20m to 9.00m), BH07060 (made ground, 6.20m to 7.00m), BH07092 (made ground, 7.00m), BH07094 (made ground, 6.00m to 10.00m), BH07096 (made ground, 6.00m to 7.00m), and BH08029 (Thanet Formation, 7.90m to 10.00m). With the exception of BH08029, all exploratory holes exhibiting VOC contamination were located within the Goshems Farm Landfill (HLU0526). BH08029 was located within the boundary of the Low Street Landfill (HLU0535).
- 5.10.15 Onsite headspace tests recorded during the Phase 2 Ground Investigation reveal PID readings from <0.1 ppm to 254.6 ppm, with the highest PID readings recorded in the made ground of BH07094 at 10.00m, which is located within the Goshems Farm Landfill (HLU0526). The highest PID reading of 254.6 ppm corresponds to the hydrocarbon sheen noted in BH07094, from 6.00m to 10.00m depth.
- 5.10.16 The soil and groundwater assessments (see subsections Soil assessment results and Groundwater human health assessment results) identified no human health GAC exceedances of VOCs, including light carbon banded petroleum hydrocarbons and chlorinated solvents. This suggests the absence of VOC contamination in the soil and groundwater samples analysed.
- 5.10.17 The Alluvium was typically encountered beneath made ground or topsoil and above the River Terrace Deposit or the White Chalk Subgroup. The borehole



logs generally describe the Alluvium as very soft to soft, greenish grey, slightly sandy, silty clay with occasional pockets of plastic brown to black pseudo-fibrous peat. Occasional roots and rare, decomposed wood fragments were also noted. The Alluvium is continuous beneath the landfill but rapidly thins towards the north. As the Alluvium is predominantly cohesive, it is said to act as a low-permeability barrier between overlying made ground and underlying River Terrace Deposits and the Chalk.

- 5.10.18 Additional off-site sources of gas generation have been identified in the PRA Report (DCO Application Document 6.3, Appendix 10.6). However, none are considered to be significant compared sources within the Order Limits (e.g., landfills).
- 5.10.19 Based on the ground gas sources, soil descriptions and strata thicknesses, the Package B Area is considered to have a low (Alluvium) to high (landfills) ground gas generation potential, based on guidance outlined in BS 8576:2013: Guidance on investigations for ground gas – Permanent gases and Volatile Organic Compounds (VOCs) (British Standards Institution, 2013).

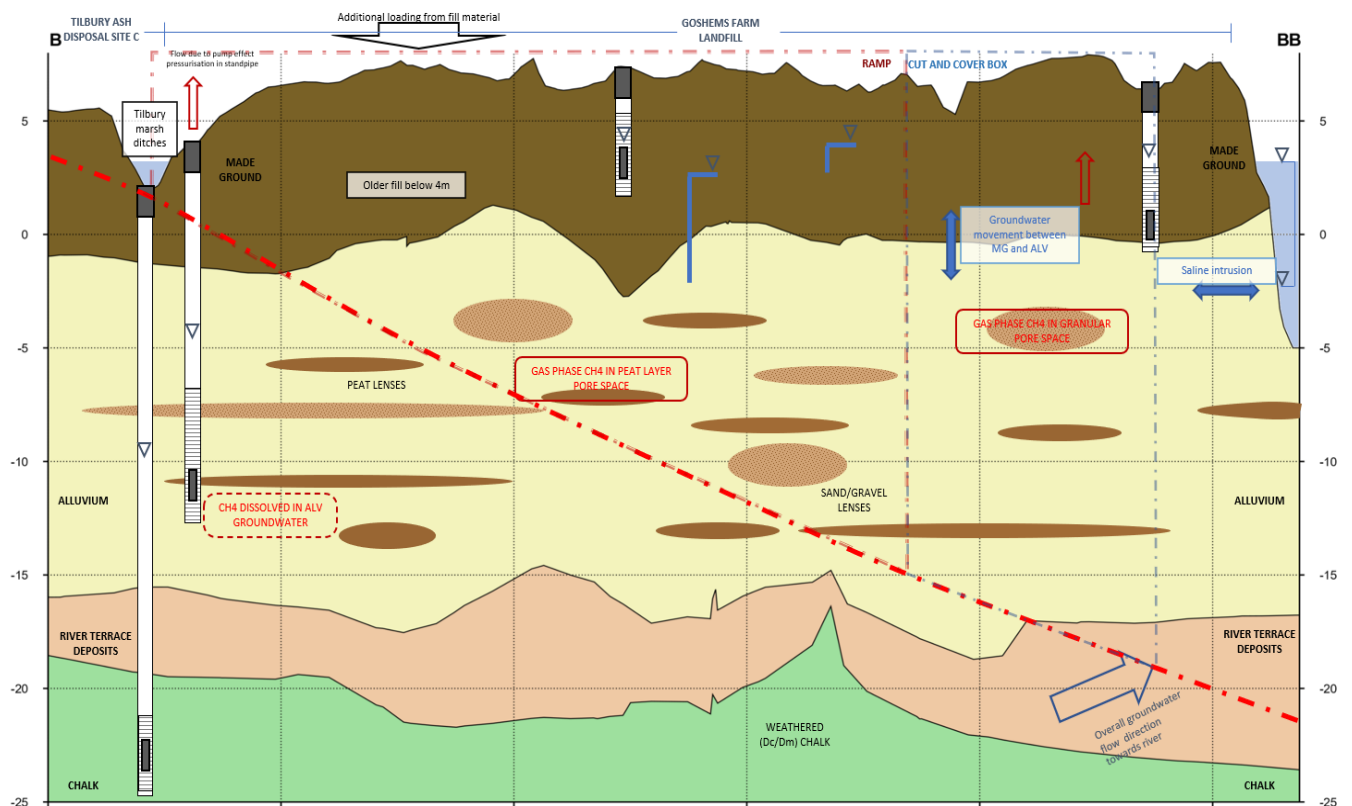
### Pathways for Ground Gas

- 5.10.20 The main pathway for ground gas migration is the unsaturated zone, although, there is some potential for ground gas to migrate horizontally (low permeability capping layers) or via preferential routes (e.g., buried services, fissures, etc.). The PRA Report (Application Document 6.3, Appendix 10.6) identified anthropogenic materials and natural strata that have the potential to act as pathways that could allow migration of gases from other sources.
- 5.10.21 As detailed in the Hydrogeological Risk Assessment (Application Document 6.3, Appendix 14.5), groundwater in the Package B area, particularly the area surrounding the North Portal, is relatively high. The cohesive portions of the Alluvium generally act as an aquitard resulting in a perched groundwater table in the made ground and Alluvium strata. The River Terrace Deposits and Chalk are considered to be in hydraulic continuity with each other and groundwater in these strata may be tidally influenced close to the River Thames.
- 5.10.22 The Goshems Farm Landfill is a raised landform and was constructed on top of the Alluvium. The unsaturated zone is generally situated within the made ground and uppermost parts of the Alluvium, ranging in thickness from 0.00m to 10.23m. The unsaturated zone is restricted by the high groundwater table within the lower Alluvium, the River Terrace Deposits and the Chalk. As such, any ground gases generated from the Goshems Farm Landfill are unlikely to migrate laterally via adjacent superficial deposits.
- 5.10.23 According to the East Tilbury Landfill Risk Assessment Report (Application Document, Appendix 10.7), the East Tilbury Landfills are also raised landforms, with similar ground models and hydrogeological regimes to the Goshems Farm Landfill. It is considered that ground gases generated within the adjacent East Tilbury Landfills are unlikely to migrate laterally towards the North Portal as a result of an increased unsaturated zone during the Project's proposed dewatering works. Given the absence of a pollutant pathway between the adjacent landfills and the proposed works, the East Tilbury Landfills can be eliminated as a potential source of ground gas in the CSM.

5.10.24 Plate 5.9 presents a generalised cross-section of the Package B north portal area, the potential sources of gases and their potential migration routes to the tunnel construction.

5.10.25 Where the sources of potential ground gas are located off the main route alignment, away from main construction activities, any ground gas generated are more likely to migrate upwards/ vertically and vent to the atmosphere, rather than to migrate horizontally towards the Project and pose an unacceptable risk. The few exceptions to this are presence of hard surfaces, encouraging lateral migration, or horizontal preferential pathways, in the form of utility corridors. Nevertheless, any offsite sources of ground gas are located significant distances (>250m) from the Project are unlikely to pose an unacceptable risk.

**Plate 5.9 Conceptual Site Model for transition of the route at the North Portal area**



5.10.26 Intrusive utility works and underground structures proposed within the Package B area may create preferential pathways for ground gases to migrate through the creation of service trenches, north portal and ramps within identified sources of potential contamination. The sources where intrusive utility works, and north portal are proposed within the site boundary include:

- a. Gravel pit (HLU0215)
- b. Goshems Farm Landfill (HLU0526)
- c. Tilbury Ash Disposal Site (HLU0527 to HLU0532, HLU0534)
- d. Shed Marsh Landfill (HLU0534)
- e. Low Street Landfill (HLU0535)



- f. Low Street Brickworks Landfill (HLU0536)
- g. Suspected quarry fill (HLU0537)

## Receptors

- 5.10.27 The North Portal and tunnel alignment section are to be excavated through the made ground of the Goshems Farm Landfill, the Alluvium, River Terrace Deposits and then the Chalk. Generated ground gases from historical or current degradation within these formations are likely to be disturbed by the proposed works, posing a risk to human health and property receptors, during the construction and operational phases.
- 5.10.28 Temporary accommodation and welfare facilities are proposed within the Northern tunnel entrance compound, which would service the North Portal construction activities. Ground gas associated with the historical landfill sites, which may be present in the area, could pose a risk to construction workers.
- 5.10.29 In addition, ground gases could accumulate in utilities corridors, and manhole chambers along the proposed route in the Package B area. Where intrusive utility works are proposed, this may require confined space working, as such those involved in this work would also become receptors for ground gas in the Package B area. The risks associated with such work would be managed under the health and safety regulations for the Project.
- 5.10.30 Mitigation measures to reduce the risk of ground gases accumulating are detailed within the Remediation Options Appraisal and Outline Remediation Strategy (Application Document 6.3, Appendix 10.11).

## 5.11 Ground gas results

- 5.11.1 A summary of the ground gas and soil vapour monitoring and sampling undertaken at the monitoring well locations is provided in Annex B-I. As part of each round of periodic monitoring, methane, carbon dioxide, oxygen, carbon monoxide, hydrogen sulphide, flow rates and temporal parameters were measured and recorded. These ground gases, along with dissolved methane gas and groundwater temperature, were also measured during the continuous ground gas monitoring. Furthermore, gas samples were collected from seven monitoring well locations and analysed for bulk gases and soil vapour.
- 5.11.2 A generic screening of the methane and carbon dioxide results has been carried out against a 1% v/v methane and 1.5% v/v carbon dioxide threshold. In addition, generic screening thresholds of 5ppm and 30ppm have been set for hydrogen sulphide and carbon monoxide, respectively, based on long term workplace exposure limits. This is in line with the guidance from CIRIA Assessing Risks Posed by Hazardous Ground Gases to Buildings (C665) (CIRIA, 2007) and BS 8485: Code of Practice for the Design of Protective Measures for Methane and Carbon Dioxide Ground Gases for New Buildings (British Standards Institution, 2019).
- 5.11.3 A more stringent carbon dioxide screening criteria of 1.5% v/v, based on the converted short-term workplace exposure limit of 15,000ppm (HSE, 2020) has been selected for Package B, in comparison to the screening criteria 5%v/v for Packages A, C, and D. This is because the Package B area conceptually has a

high-risk ground gas regime, due to the landfill sites, temporary sleeping accommodation being present on site during the construction phase works, and workers in close proximity to landfill material.

- 5.11.4 Furthermore, a combination of the workplace exposure limits, and the Environment Agency’s Environmental Assessment Levels (Environment Agency, 2016) have been used to screen and assess the bulk gas and soil vapour concentrations recorded in gas samples, the results of which are summarised in Table 5.13.

### Periodic ground gas monitoring

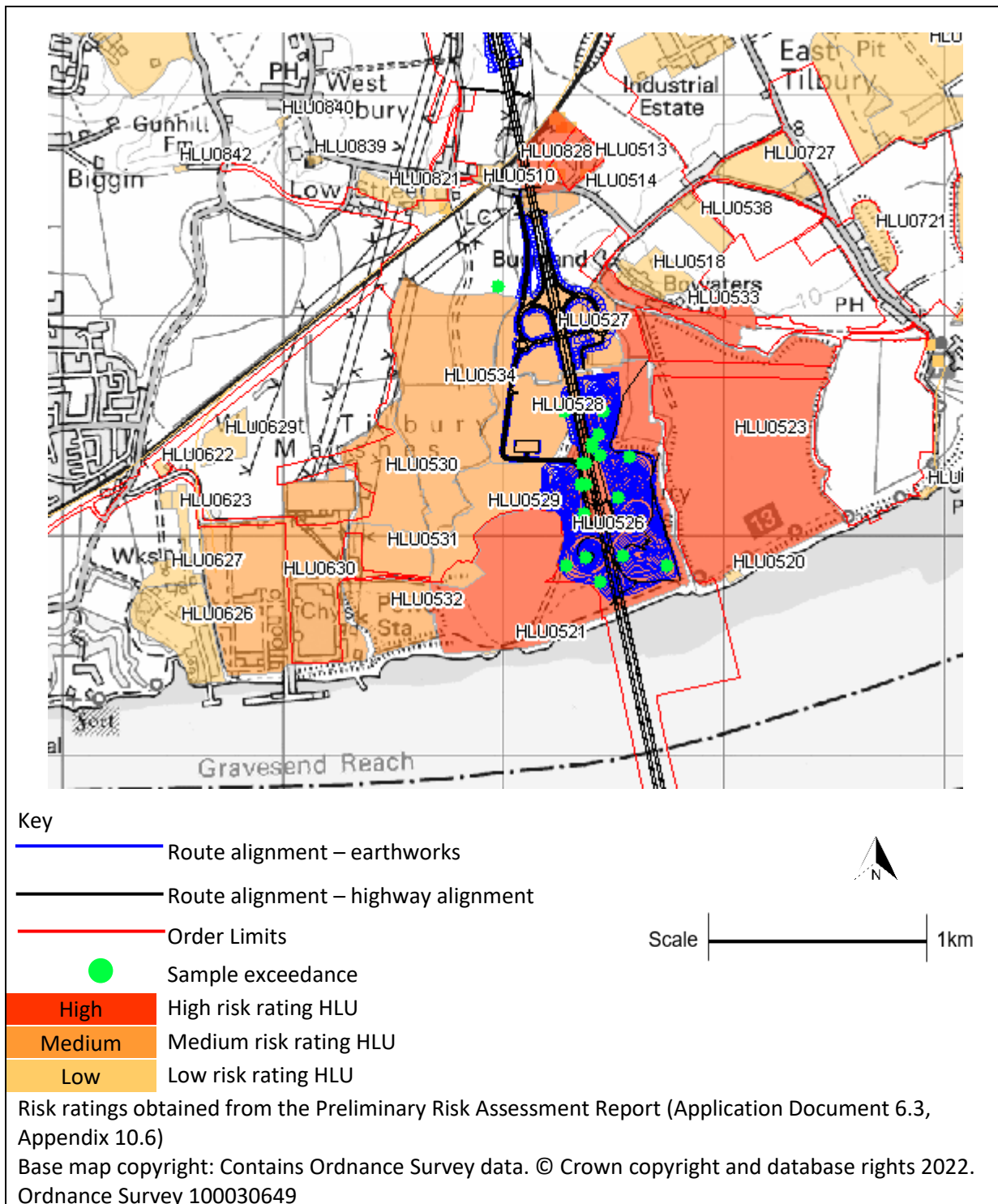
- 5.11.5 For the purpose of this discussion, ground gas concentrations and flow rates data from flooded monitoring wells (i.e., groundwater levels above response zones) has been eliminated from this risk assessment. Fluctuating groundwater levels can create a piston effect within the monitoring wells, producing anomalous ground gas readings which are not representative of the ground gas regime in the surrounding geology.
- 5.11.6 A summary of the periodic ground gas monitoring results within the unsaturated (non-flooded monitoring wells) is provided in Table 5.10. In accordance with BS 8485:2015+A1:2019 (British Standards Institution, 2019), the maximum (peak) ground gas concentrations have been adopted for the ground gas risk assessment, together with steady state values of gas flows, to enable worst case conditions are represented.
- 5.11.7 The locations of ground gas exceedances are presented on Plate 5.10.

**Table 5.10 Summary of periodic ground gas monitoring results in the unsaturated zone**

Response zone geology	Number of locations	Steady-state flow rates (l/hr)	Peak CH4 (%v/v)	Peak CO2 (%v/v)	Min O2 (%v/v)	Peak H2S (ppm)	Peak CO (ppm)	Peak VOC (ppm)
Made Ground	18	-14.4 – 26.9	<0.1 – 99.0	<0.1 – 36.10	<0.1 – 21.7	<1 – 80.0	<1 – 209.0	<0.1 – 30.1
Made Ground/ Alluvium	3	-1.4 – 6.0	<0.1 - 78.0	<0.1 - 18.6	<0.1 – 20.5	<1 – 39.6	<1 – 390.0	<0.1 – 0.9
Alluvium	2	0	<0.1 – 11.05	<0.1 – 3.3	15.8-20.8	<1	<1	0.1

Note: CH4 – methane.  
CO2 – carbon dioxide.  
O2 – oxygen.  
H2S – hydrogen sulphide.  
CO – carbon monoxide.  
Min – minimum.

**Plate 5.10 Location of gas monitoring points with ground gas and vapour exceedances during periodic gas monitoring**



5.11.8 During the periodic monitoring programme, atmospheric pressures ranged from 984mb to 1052mb, falling on 38 out of 87 monitoring occasions/ visits. Weather conditions varied from sunny and still, to overcast windy and heavy rain. Given the meteorological conditions mentioned, it is considered that worst-case conditions have been recorded during the monitoring programme.

- 5.11.9 Steady state flow rates recorded in wells during the monitoring programme ranged from -14.4l/hr to 26.9l/hr. Negative flow rates were recorded in 15 locations and occurred when atmospheric pressures were both below and above 1000mb. High negative or positive flow rates were recorded in the made ground, whilst negligible flow rates were generally recorded in the Alluvium. The flow rates recorded suggest a low-risk ground gas regime (flow rates <70l/hr) and that some monitoring wells may not be sealed correctly.
- 5.11.10 The screening criteria for methane (1% v/v) was exceeded in 18 locations, during the periodic monitoring programme. The locations of the exploratory positions with methane exceedances are shown in Plate 5.10.
- 5.11.11 Peak methane gas exceedances ranged from 1.1%v/v to 99%v/v. The majority of the methane gas exceedances were recorded in monitoring wells with responses zone in the made ground. The exception to this is BH07034 and BH1309A, with response zones both in the made ground and Alluvium, and BH08010, with response zone in the Alluvium.
- 5.11.12 Monitoring wells which recorded methane gas exceedances on more than three occasions were BH06014, BH06017, BH07010, BH07011, BH07019, BH07046, BH07060, BH07064, BH07071, BH07093, BH07094, BH07096, BH07098, BH07099 and BH1309A. All the response zones for these monitoring wells were installed within the made ground of the Goshems Farm Landfill (HLU0526) and Tilbury Ash Disposal Site – Area C (HLU0528).
- 5.11.13 The carbon dioxide screening threshold (1.5%v/v) was exceeded in 16 locations, during the periodic monitoring. The locations of the exploratory positions where carbon dioxide exceedances were recorded are shown in Plate 5.10.
- 5.11.14 The peak carbon dioxide gas exceedances ranged from 1.6%v/v to 36.10%v/v.
- 5.11.15 The monitoring wells which exhibited carbon dioxide gas concentrations exceeding the threshold on more than three occasions were similar to those that recorded methane gas, as detailed in paragraph 5.11.11. The only exception was BH07071 which recorded no carbon dioxide exceedances.
- 5.11.16 Depleted oxygen gas concentrations (<18% v/v) were recorded in 22 locations during the periodic gas monitoring programme, ranging from <0.1% v/v to 17.3% v/v. The monitoring wells repeatedly displaying depleted oxygen concentrations were the same as those repeatedly exhibiting methane and carbon dioxide exceedances, as detailed in paragraph 5.11.11.
- 5.11.17 Peak hydrogen sulphide gas exceedances were encountered in BH07019 (three occasions), BH07034 (one occasion), BH07046 (six occasions), BH07060 (one occasion), BH07064 (two occasions) and BH07071 (two occasions). The response zones of these monitoring wells, (except BH07034 which was installed in the made ground/ Alluvium) were installed within the made ground of the Goshems Farm Landfill (HLU0526). Peak hydrogen sulphide gas exceedances ranged from 5.7ppm to 80ppm, with the highest concentration being detected in BH07046 on 14 February 2020.
- 5.11.18 Carbon monoxide gas exceedances were recorded in BH07019 (two occasions), BH07034 (two occasions), BH07046 (six occasions), BH07060 (two occasion), BH07071 (two occasions), BH07098 (one occasion) and BH07099



(one occasion), during the periodic monitoring programme. With the exception of BH07034 (made ground and Alluvium), the response zones of the monitoring wells were installed within the made ground of the Goshems Farm Landfill (HLU0526). Carbon monoxide exceedances ranged from 38.7ppm to 390.0ppm, with the highest concentration being detected in BH07034 on 9 March 2020.

- 5.11.19 Volatile organic compounds (VOCs) headspace readings greater than 1ppm were recorded in BH07007 (three occasions), BH07011 (three occasions), BH07060 (one occasion), BH07071 (two occasions), BH07091 (one occasion), BH07093 (one occasion), BH07095 (two occasions) and BH07098 (two occasions), during the periodic monitoring programme. VOC headspace readings ranged from <1ppm to 30.1ppm, with the highest concentration being detected in BH07011 on 7 August 2020. All headspace readings greater than 1ppm were from monitoring wells with response zones installed within the made ground.
- 5.11.20 All the above exploratory holes are located within the Goshems Farm Landfill (HLU0526), a known credible contaminant source of VOCs. The only corresponding evidence of VOC contamination was noted in the exploratory hole record of BH07060, with “possible hydrocarbon” recorded in the made ground, from 6.20m to 7.00m. No corresponding evidence of VOC contamination was observed at the above locations exhibiting headspace readings greater than 1ppm.
- 5.11.21 The ground gas concentrations and flow rates recorded in the made ground of the landfill sites suggest a high-risk ground gas regime, equivalent to Characteristic Situation 5 (CS5) and are typical of modern landfill sites, as outlined in BS 8485:2015+A1:2019 Code of practice for the design of protective measures for methane and carbon dioxide ground gases for new buildings (British Standards Institution, 2019). Although limited valid data is available, the ground gas concentrations and flow rates recorded within BH07066 and BH07068 suggest the Alluvium has a low-risk ground gas regime, equivalent to CS2. The ground gas regimes identified are compatible with the initial CSM outlined in the PRA report (Application Document 6.3, Appendix 10.6).
- 5.11.22 It is considered that ground gases generated from the made ground within the Goshems Farm Landfill and East Tilbury Landfill are unable to laterally migrate beyond their boundaries due to them being raised landforms built on top of cohesive Alluvium. Furthermore, high ground gas concentrations detected in the Alluvium will have generated historically and are trapped or absorbed within the pore spaces of cohesive soils or peat. The low gas generation potential of the Alluvium and current high groundwater table in the wider area means that ground gases in the Alluvium are unlikely to laterally migrate significant distances and impact offsite receptors. That said, penetrative works into and dewatering of the Alluvium may expose the trapped ground gases and present a short-term risk to construction workers and property.
- 5.11.23 It should be noted that ground gas and flow data from monitoring wells with flooded response zones were eliminated from the ground gas assessment, due to the subsequent readings being unrepresentative of the ground gas regime in the unsaturated zone beneath the site. It is considered that the ground gases detected from these monitoring wells represent dissolved gases that have come

out of solution, following the degradation of organic material in the groundwaters of the made ground, Alluvium, River Terrace Deposits and the Chalk. There is potential that the dissolved gases in the saturated zone could come out of solution during dewatering exercises to facilitate the proposed north portal or earthworks and change the ground gas regime within the Package B area. This would pose a potential short-term risk to construction workers during the construction phase works. An assessment of continuous dissolved methane gas monitoring data has been undertaken in paragraphs 5.11.46 to 5.11.61.

- 5.11.24 All monitoring wells with ground gas exceedances are located within the boundary of either the proposed main route alignment, earthworks or utility corridors. Furthermore, the BH07000 series monitoring wells, which exhibit significant ground gas exceedances, are in the vicinity of proposed temporary accommodation and welfare facilities, that will be set up adjacent to the Northern tunnel entrance. Consequently, construction workers and operational staff could be exposed to the high ground gas exceedances and flow rates identified during the periodic monitoring.
- 5.11.25 It is considered the risks identified in the above two paragraphs can be dealt with by the Contractor by implementing the commitments and mitigation measures detailed in the REAC (GS018 and GS025) and in the Remediation Options Appraisal and Outline Remediation Strategy (Application Document 6.3, Appendix 10.11).
- 5.11.26 Ground gas mitigation measures that the Contractor could design comprises a combination of prevention (of gas entry) and adequate ventilation (to dilute and expel the trace gases that do enter). Examples could include the adoption of structural barriers, passive or active dispersal layers, and gas resistant membranes in buildings, or vented manhole covers, and forms of low permeability cut off, such as external clay stanks, to limit lateral migration along utilities lines.

### Continuous ground gas monitoring results

- 5.11.27 The results of the continuous ground gas monitoring are presented graphically in Annex B-J. Table 5.11 presents the minimum and maximum ground gas and flow rate values recorded within each geological formation. The continuous ground gas monitoring was undertaken between May 2020 and March 2021, with specific dates for each monitoring well detailed in Table 3.7. The results include data received as of March 2022.
- 5.11.28 As with the periodic monitoring results, the continuous ground gas and flow rate monitoring data from monitoring wells with flooded response zones has been eliminated from the ground gas risk assessment. As previously stated, where a monitoring well response zone is submerged, the only gas that can accumulate within the headspace will be those gases that come out of solution from the groundwater. Pressures changes within the headspace of the monitoring wells, as a result of groundwater level changes will result in artificially high flow rates and gas concentrations that are artefacts of the well construction and not representative of the surrounding ground's true gas regime (CL:AIRE, 2019). Where dissolved gases come out of solution, this is often represented as 'saw-tooth' patterns on continuous ground gas monitoring graphs. These 'saw-tooth'

patterns were observed in BH06015, BH07020, BH07023, BH07024, BH07053 and BH07062.

- 5.11.29 Erratic trends were noted for most of the parameters on the continuous monitoring graphs for BH07019, BH07038, BH07063, BH07064, and BH07099. A closer look at the data confirms the parameters of borehole peak flow, carbon dioxide, methane, oxygen, VOC, humidity, carbon monoxide, hydrogen sulphide, water level, temperature, atmospheric pressure, and wind have been swapped around. This appears to be a data processing error. To ensure the risk assessment utilises data representative of the ground gas regime, the anomalous data outlined above was removed from the above-mentioned wells.
- 5.11.30 Where more than one monitoring device record is available for a given monitoring well, the monitoring device record covering the longest monitoring period was included in the risk assessment, whilst the others were discounted.

**Table 5.11 Summary of minimum and maximum ground gas concentrations and flows recorded during continuous monitoring**

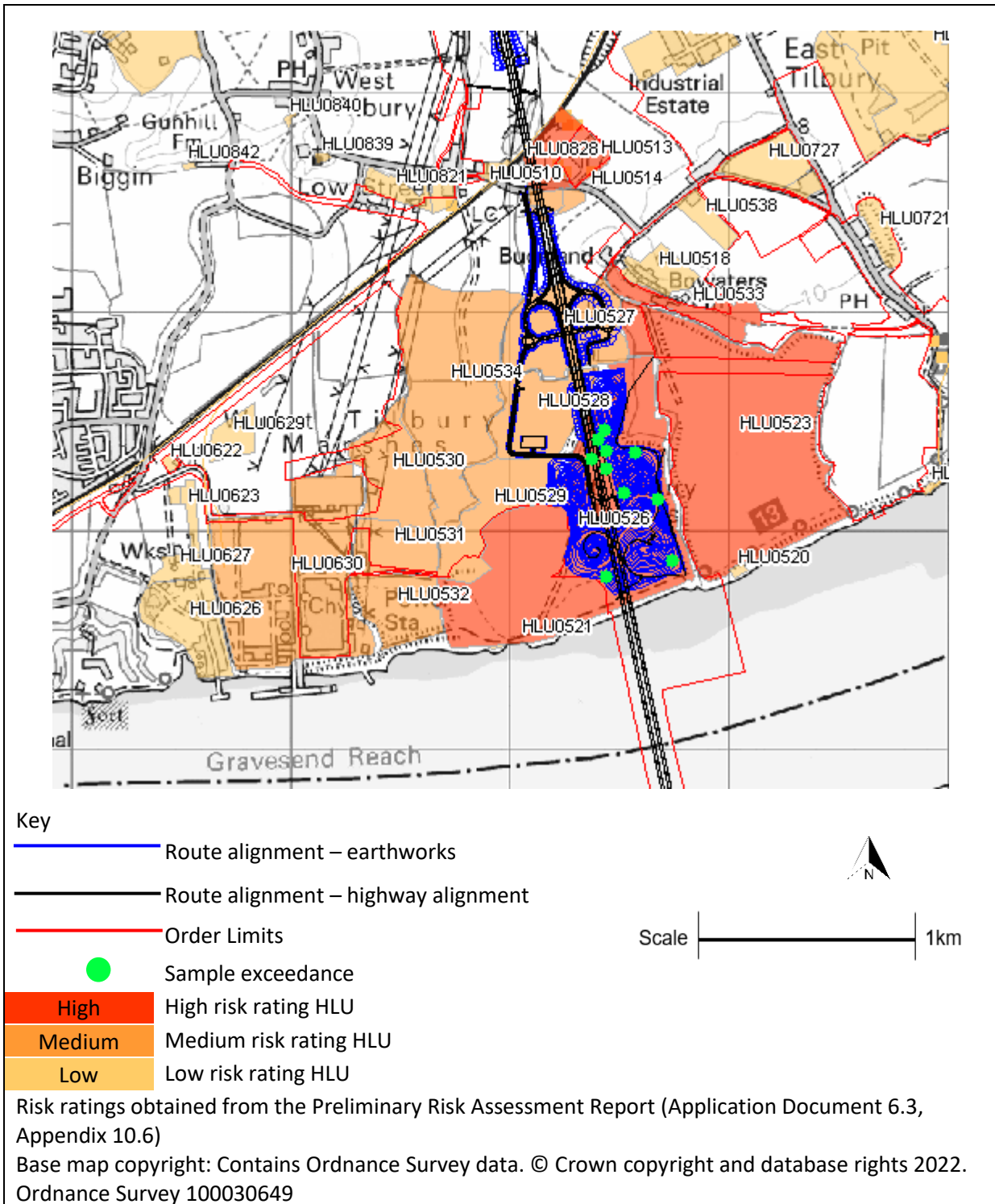
Response zone geology	Number of locations	Steady-state flow rates (l/hr)	CH4 (%v/v)	CO2 (%v/v)	O2 (%v/v)	CO (ppm)	H2S (ppm)	VOC (ppm)
Made Ground	8	-7.6 – 26.3	0 – 74.9	0 – 25.1	0 – 25.1	0 – 395.8	0 – 94.8	0 – 4873.9
Made Ground/ Alluvium	2	-3.03 – 5.9	0 – 50.5	0 – 22.8	0 – 25.8	0 – 31.2	0 – 140.5	0 – 24.0

Note: CH4 – methane.  
 CO2 – carbon dioxide.  
 O2 – oxygen.  
 H2S – hydrogen sulphide.  
 CO – carbon monoxide.  
 VOC – volatile organic compounds.  
 Min – minimum.

- 5.11.31 The 10 exploratory hole locations which recorded exceedances of the threshold levels for ground gases during continuous ground gas monitoring, are presented on Plate 5.11.



**Plate 5.11 Location of gas monitoring points with ground gas and vapour exceedances during continuous gas monitoring**



- 5.11.32 Atmospheric pressures during the continuous ground gas monitoring ranged from 971mb to 1042mb, falling on at least three occasions. An atmospheric pressure drop of 29mb in 55 hours was recorded between 30 September and 2 October 2020. According to CL:AIRE Technical Bulletin 17 (TB17) (CL:AIRE, 2018), the atmospheric pressure drop recorded above (0.5mb/hr) would be considered representative of normal barometric conditions. Atmospheric pressure drops greater than 1mb/hr are considered to be representative of worst-case conditions.
- 5.11.33 Sudden changes in all data parameters were noted in BH07030, BH07046, and BH07060 during the continuous monitoring programme. A closer look at the data suggests these sudden data changes represent periods when the monitoring instruments were deactivated for maintenance purposes.
- 5.11.34 The unsaturated zone exhibited maximum methane and carbon dioxide concentrations of 74.9% and 25.1%, respectively, with maximum hydrogen sulphide and carbon monoxide concentrations of 140.5ppm and 395.8ppm, respectively. Steady state flow rates ranged from -7.4l/hr to 26.3l/hr. Unsaturated zone monitoring wells were generally installed in the made ground, with BH07034 and BH07038 being screened across both the made ground and the Alluvium. The highest methane concentration was recorded in BH06014.
- 5.11.35 VOC headspace readings during the continuous ground gas monitoring programme ranged from <0.1ppm to 4,873.9ppm, with the highest reading being recorded in BH06014. VOC headspace readings greater than 1ppm were recorded in BH06014, BH06017, BH07038, BH07046, BH07060 and BH07064, all of which are located within the made ground or made ground/ Alluvium of the Goshems Farm Landfill (HLU0526), a credible contaminant source of VOCs, according to the PRA Report (Application Document 6.3, Appendix 10.6). Therefore, the VOC headspace readings are considered to be representative of the Goshems Farm Landfill and conform to the initial CSM.
- 5.11.36 On average, 17% of all VOC headspace readings were greater than 1ppm, with 41% of VOC readings in BH06014 and BH07064 being greater than 1ppm. The only corresponding evidence of VOC contamination was noted in the exploratory hole record of BH07060, with “possible hydrocarbon” recorded in the made ground, from 6.20m to 7.00m. No corresponding evidence of VOC contamination was observed at the above locations exhibiting headspace readings greater than 1ppm. An assessment of the risk from soil vapour has been undertaken in paragraphs 5.11.62 to 5.11.81.
- 5.11.37 The methane concentrations and flow rates in the unsaturated zone appear to be heavily influenced by groundwater level and atmospheric pressure changes. This is demonstrated by the graphs for BH06014, BH06017, BH07038 and BH07046.
- 5.11.38 The fluctuating ground gas concentrations observed in the above-mentioned monitoring wells, which have a strong negative relationship with atmospheric pressure, indicate that the response zone geologies represent ground gas pathways rather than ground gas generating sources (CL:AIRE, 2019). The further away from the ground gas source, the less frequent the ground gas concentrations ‘spikes’ are. The fluctuating ground gas concentrations were observed in both the made ground and natural ground stratum.

- 5.11.39 CL:AIRE's Technical Bulletin 18 (CL:AIRE, 2019) states that a continuous ground gas monitoring graph, representing a gas generating source, will be characterised by consistent ground gas concentrations that are unaffected by changes in atmospheric pressure. This was not observed in any of the monitoring wells with response zones within the made ground of the Goshems Farm Landfill (HLU0526). The absence of this trend suggests the Goshems Farm Landfill is not (always) generating ground gas, and is therefore past the peak of ground gas generation, in its landfill lifecycle. This conforms to the statement made in paragraph 5.10.10.
- 5.11.40 A review of the results shows that there appears to be no correlation between the ground gas concentrations and the response zone depth, from the top to the bottom of the made ground in the Goshems Farm Landfill (HLU0526).
- 5.11.41 The geological succession of the landfill sites within the Package B area is considered to comprise a landfill capping layer, fill material and the underlying natural ground. The low permeability capping layer is likely to restrict upward migration and emissions to the atmosphere. Therefore, ground gases within the landfill sites are anticipated to migrate laterally, especially during periods of falling atmospheric pressures and groundwater levels. This is supported by the fluctuating ground gas concentrations that correspond with falling atmospheric pressures and groundwater levels.
- 5.11.42 As previously stated in paragraph 5.11.22, the Goshems Farm Landfill (HLU0526) and the East Tilbury Landfills (HLU0523 and HLU0533) are raised landforms built on Alluvium, featuring thick continuous cohesive soils. Given that the cohesive soils form the upper portions of the Alluvium and groundwater levels are generally shallow beneath the Package B area, it is considered that ground gases generated from the landfills are likely to be restricted from migrating any significant distances laterally within the natural ground strata.
- 5.11.43 The continuous ground gas monitoring of the unsaturated zone indicates the made ground within the Goshems Farm Landfill (HLU0526) has a high-risk ground gas regime (equivalent to CS5), which is typical of a pre-1990s landfill. This conforms to the conclusion indicated by the periodic ground gas monitoring.
- 5.11.44 The ground gas regime within the natural ground (e.g., Alluvium, River Terrace Deposits and the Chalk) cannot be semi-quantitatively determined due to the response zones of corresponding monitoring wells being flooded and the geological formations being present beneath the water table. However, it is considered that organic materials within the saturated zone are degrading and producing large volumes of dissolved gases, evident by the elevated ground gases detected, which have come out of solution within the flooded monitoring wells. There is potential that the dissolved gases in the saturated zone could come out of solution during dewatering exercises to facilitate the proposed bored tunnel or earthworks and change the ground gas regime within the Package B Area. This would pose a potential short-term risk to construction workers during the construction phase works. As stated earlier, an assessment of continuous dissolved methane gas monitoring data has been undertaken in paragraphs 5.11.46 to 5.11.61.

5.11.45 It is considered the risks identified in the above discussions can be dealt with by the contractor, by implementing the commitments and mitigation measures detailed in the REAC (GS018, GS025 and GS027) and in the Remediation Options Appraisal and Outline Remediation Strategy (Application Document 6.3, Appendix 10.11).

### Continuous dissolved gas monitoring results

5.11.46 The results of the continuous dissolved gas monitoring are presented graphically in Annex B-K. Table 5.12 presents the minimum and maximum groundwater temperatures and dissolved methane concentrations recorded within the response zones over each geological formation. The results include data received as of March 2021.

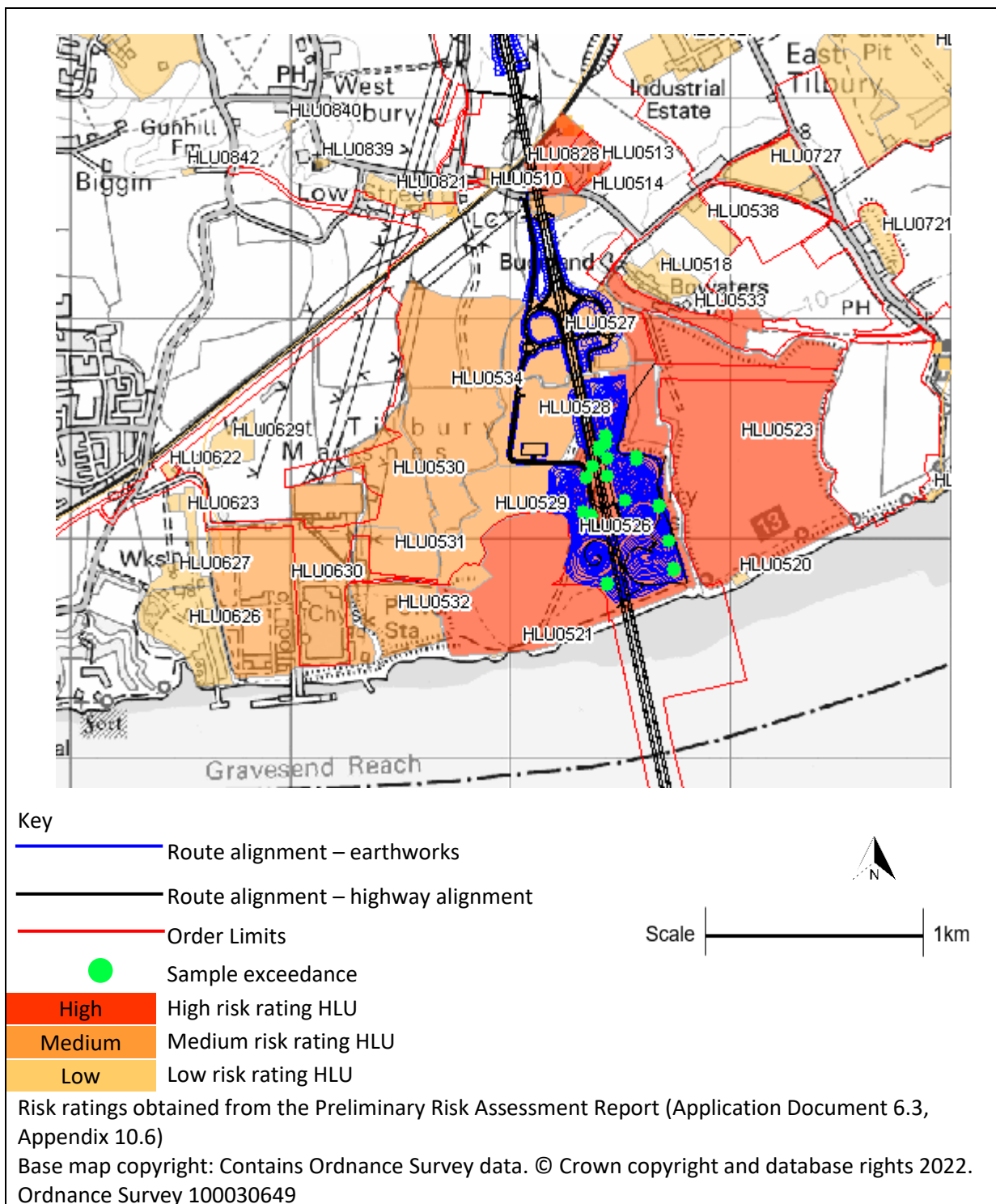
5.11.47 The locations of the dissolved methane monitoring points are shown on Plate 5.12.

**Table 5.12 Summary of groundwater temperature and dissolved methane**

Response zone geology	Number of locations	Minimum groundwater temperature (C)	Maximum groundwater temperature (C)	Minimum dissolved methane (mg/l)	Maximum dissolved methane	
					(mg/l)	Location
Made Ground	9	-10.00	89.60	<0.01	51.72	BH0601 7
Made Ground/ Alluvium	2	-9.99	87.84	<0.01	51.62	BH0703 8
Alluvium	9	-12.49	89.97	<0.01	52.95	BH0706 6
Alluvium/ River Terrace Deposits	1	-9.84	87.63	<0.01	3.58	BH0705 3
Chalk	3	-10.00	87.79	<0.01	51.19	BH0702 1



**Plate 5.12 Location of continuous dissolved methane monitoring points**



5.11.48 The continuous dissolved gas monitoring results in Table 5.12 show groundwater temperatures ranged from -12.49oC to 89.97oC and dissolved methane concentrations ranged from <0.00mg/l to 52.95mg/l. Negative dissolved methane concentrations were recorded which were considered to be anomalous, and were subsequently removed from the risk assessment.

- 5.11.49 The graphs in Annex B-K show significant increases and declines in both groundwater temperatures and dissolved methane concentrations in July, November, December 2020, and January 2021. A closer look at the data suggests these sudden data changes represent data gaps when the monitoring instruments were deactivated for maintenance purposes. These sudden data changes are not considered to be anomalous and can therefore remain in the data set.
- 5.11.50 The highest dissolved methane concentration was recorded in the Alluvium of BH07066, but similarly high dissolved methane concentrations were recorded in BH06017 (made ground), BH07021 (Chalk), BH07024 (Alluvium) and BH07038 (made ground/ Alluvium). Thus, the highest dissolved methane concentrations are not specific to a formation.
- 5.11.51 There appears to be a cluster of exploratory holes (BH07038, BH07046 and BH07066), which recorded maximum dissolved methane concentrations greater than 10mg/l, in the north-western area of the Goshems Farm Landfill (HLU0526). This cluster does correlate with a cluster of exploratory holes (BH07038, BH07039, BH07046, BH07053, BH07060, BH07062, BH07063, BH07064, BH07065, BH07066, BH07096, BH07098 and BH07099) that recorded maximum methane gas concentrations greater than 10%, during the continuous gas monitoring programme. However, the high methane gas and dissolved methane concentrations were recorded across multiple strata and more continuous monitoring instruments appear to be installed in the north-western area of the landfill than anywhere else. Therefore, the clusters appear to be due to the ground investigation design rather than discrete sources.
- 5.11.52 Organic materials (e.g., black decomposing organic matter, peat, etc) were noted in the monitoring well response zones of BH06017 (made ground, 6.20m to 7.20m), BH07024 (Alluvium, 8.70m to 12.75m), and BH07066 (Alluvium, 12.50m to 14.20m). These organic materials are considered to be the source of the dissolved methane concentrations in the groundwater of these wells.
- 5.11.53 Hydrocarbons are also considered to be a source of dissolved methane in groundwater. Detectable dissolved concentrations of aliphatic and aromatic hydrocarbons were recorded in groundwater samples from all monitoring wells installed with a dissolved methane detection probe. Greater dissolved petroleum hydrocarbon concentrations were recorded in groundwater samples from other wells, not installed with a dissolved methane detection probe, during the monitoring programme.
- 5.11.54 A review of the graphs presented in Annex B-K shows that dissolved methane concentrations have no correlation with groundwater temperature, atmospheric pressures, and groundwater levels. No trend has been identified where (atmospheric or borehole) pressure drops and/or groundwater level rises, and the concentrations of methane gas and dissolved methane increases.
- 5.11.55 The continuous dissolved monitoring confirms the presence of dissolved methane gas within the perched groundwaters of the made ground and the Alluvium, and the groundwater bodies of the River Terrace Deposits, and the Chalk. According to Ground Gas Information Sheet No 2: Dissolved methane monitoring for ground gas risk assessment (Haines et al., 2018), dissolved methane is present in non-polluted groundwaters at relatively low



concentrations, up to 1.50mg/l. However, greater concentrations of dissolved methane are typically associated with landfills, hydrocarbon contamination and Alluvium. Dissolved methane concentrations greater than 1.50mg/l, which is considered a background concentration, have been recorded in all 24 monitoring wells during the continuous monitoring programme. These results suggest the groundwaters, in every formation, are enriched with dissolved methane. This conclusion conforms to the CSM and the groundwater assessment findings which identified hydrocarbon contamination in the groundwaters of the River Terrace Deposits and the Chalk.

- 5.11.56 Evidence of dissolve methane gas coming out of solution was represented by the presence of a 'saw-tooth' pattern on the continuous gas monitoring graphs for flooded monitoring wells BH06015, BH07020, BH07023, BH07024, BH07053 and BH07062, as discussed in paragraph 5.11.28. The peak methane gas concentrations from these exploratory holes ranged from 5.4% to 82.6% during the continuous monitoring programme. However, these methane gas concentrations are considered to be artificially high and unrepresentative of the true gas regime at the site because the headspace has been pressurised by the difference in the water levels within the monitoring well and in the surrounding strata.
- 5.11.57 The elevated concentrations of dissolved methane recorded only pose a risk to human health and properties if groundwater is discharged into confined spaces, such as shafts or tunnels (Haines et al., 2018). As stated previously, dewatering is likely to be required to facilitate the construction of the proposed north portal and earthworks. The dewatering exercises are likely to result in dissolved gases coming out of solution to occupy pores spaces within the unsaturated zone. This may also result in increased surface emissions due to increased gas permeability of partially saturated ground. Gas migration would subsequently occur within the increased thickness of unsaturated soils.
- 5.11.58 Gases may also be present as dissolved phase in the water being abstracted, and these gases may come out of solution as water comes to the surface. This is due to reduction in pressure. In addition, gases may be liberated at the point of surface discharge.
- 5.11.59 Dewatering, along with other proposed construction methods, such as bulk excavation and tunnel boring machines have the potential to create pathways along which the ground gases present in the area could migrate. Such migration could cause the various identified receptors, including construction workers and built structures, to become exposed to the ground gas creating a risk to health, safety, and structural integrity. Some of the potential impacts created from such exposure pathways include asphyxiation, death, explosion, corrosion, and negative impacts to the local air quality.
- 5.11.60 It should be noted that, during the post construction phase, the influence of temporary works measures (e.g. dewatering) should recede, and ground gas regimes are likely to return to approaching pre-construction baselines. Furthermore, the permanent works may result in a slight permanent reduction in groundwater levels, due to scheme drainage. The consequences may be that a greater thickness (of previously saturated made ground) is now within the unsaturated zone, where greater gas permeability and possibly greater rate of gas generation might be established and be sustained.

5.11.61 It is considered that risks identified in the above discussions can be dealt with by the Contractor, by implementing the commitments and mitigation measures detailed in the REAC (GS018 and GS025) and in the Remediation Options Appraisal and Outline Remediation Strategy (Application Document 6.3, Appendix 10.11). The ground gas risks, associated with dewatering works to facilitate the construction of the north portal, should be communicated to the designers of the groundwater control measures early in the Project design and should be an integral part of the Health and Safety file. Groundwater control measures would allow for the ventilation and prevent the build-up of ground gases during pumping.

### Bulk gas and soil vapour

5.11.62 The results of the bulk gas and soil vapour analysed are provided in Annex B-L. Bulk gases and soil vapour exceeding the GAC are summarised in Table 5.13.

5.11.63 The locations of gas samples containing bulk gas and vapour exceedances are presented on Plate 5.13.

5.11.64 It should be noted that the Phase 2 Ground Investigation Factual Report (Perfect Circle, 2020) did not appear to detail the VOC/TPH analytical results in ug/m<sup>3</sup>, only parts per billion by volume (ppbv). However, the factual report does show a list of VOC/TPH determinands analysed, with units recorded as ppbv and ug/m<sup>3</sup>. Furthermore, Downloaded AGS data presents the VOC analytical results in ug/m<sup>2</sup>, not in ug/m<sup>3</sup>. Therefore, it has been assumed that there has been a conversion error with the AGS data and that the VOC/TPH determinands were recorded in ug/m<sup>3</sup>, not ug/m<sup>2</sup>, during the gas sample analysis, as this is considered to be a volumetric unit.

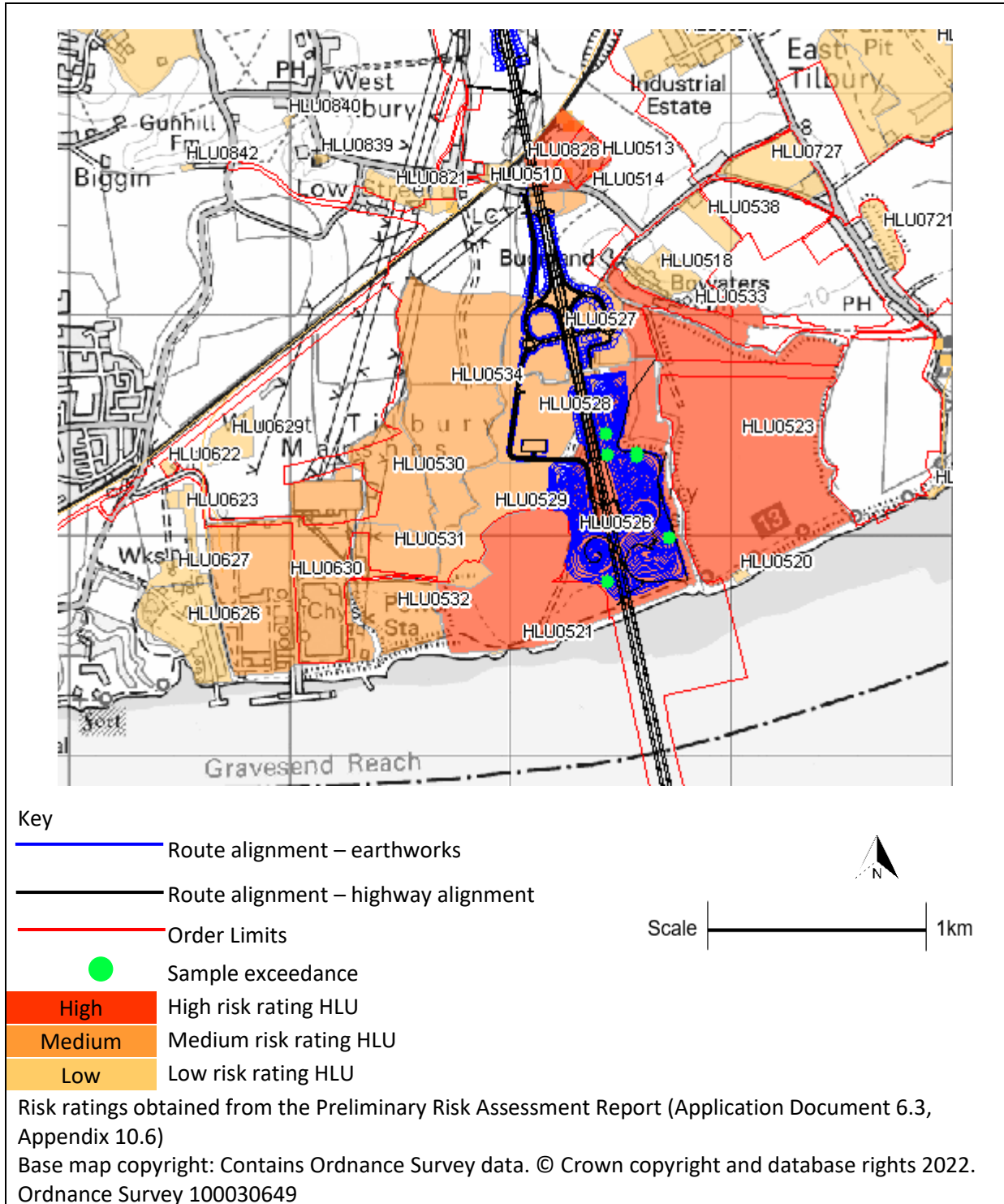
**Table 5.13 Summary of bulk gas and soil vapour exceedances**

Chemical name	Unit	WEL	AEAL	Number of samples	Number of exceedances	Max (or Min) exceedance	
						Concentration	Location
<b>Made Ground</b>							
Carbon dioxide	%	1.5	n/a	4	4	15.5	BH07064
Carbon di-sulphide	ug/m <sup>3</sup>	1500 0	64	4	1	211	BH06014
Methane	%	1	n/a	4	4	29.1	BH07064
Oxygen	%	18	n/a	4	4	1.93	BH07060
Tetrachloroethene	ug/m <sup>3</sup>	1380 00	40	4	1	483	BH07064
<b>Alluvium</b>							
Benzene	ug/m <sup>3</sup>	3250	30	3	1	126	BH07023
Carbon dioxide	%	1.5	n/a	3	3	10.3	BH07065
Hexane	ug/m <sup>3</sup>	n/a	720	3	1	1,620	BH07065
Methane	%	1	n/a	3	2	35.4	BH07065

Chemical name	Unit	WEL	AEAL	Number of samples	Number of exceedances	Max (or Min) exceedance	
						Concentration	Location
Oxygen	%	18	n/a	3	3	11.2	BH07065

Note: WEL – Workplace Exposure Limits.  
 AEL – Environmental Assessment Levels.

**Plate 5.13 Location of gas sampling points**



- 5.11.65 It is noted that the results of some VOC/TPH determinands from all gas samples were below the laboratory MDL but higher than the GAC. Although none of those results have been recorded above the MDL, it is not possible to determine whether concentrations above the GAC are present given that the MDL itself is higher than the GAC. Further detailed explanation of the elevated MDL results is provided in paragraph 7.1.2.
- 5.11.66 Furthermore, no published GAC could be identified for a number of VOC/TPH determinands from the gas sample analysis. The Contractor should give consideration to deriving site-specific assessment criteria in order to assess these VOC/TPH determinands.
- 5.11.67 It should be noted that only one round of seven gas samples were collected from exploratory holes within the Goshems Farm Landfill (HLU0526). Given the heterogenous ground conditions in the made ground and the Alluvium, and variable groundwater levels within monitoring wells, the results collected to date may vary from future gas sampling rounds and may not be a true reflection of the ground gas and vapour conditions.
- 5.11.68 Table 5.13 indicates that there is widespread elevated carbon dioxide, methane, and depleted oxygen in gas samples from the made ground and the Alluvium, with discrete exceedances of the carbon di-sulphide, tetrachloroethene (known hereafter as PCE), benzene and hexane GAC. The VOC/TPH exceedances were generally one order of magnitude greater than their respective GAC.
- 5.11.69 The hazardous gases and vapours identified in the made ground of BH06014, BH07046, BH07060 and BH07064 are located within the boundary of the Goshems Farm Landfill (HLU0526). These contaminants are listed as COC for this credible contaminative source within the PRA Report (Application Document 6.3, Appendix 10.6). Consequently, the findings of the Phase 2 ground investigation conform to the initial CSM detailed in the PRA report.
- 5.11.70 The made ground in all exploratory holes recording elevated ground gases was generally more than 5.00m thick and contained fragments of demolition materials (e.g., brick, concrete, clinker, wood, and glass). Based on guidance outlined in BS 8576:2013 (British Standards Institution, 2013), the ground gases detected in gas samples are considered to be representative of the deep made ground observed.
- 5.11.71 Similar to the made ground locations, the hazardous gases and vapours detected in the Alluvium of BH07023, BH07065, and BH07066 are located beneath the Goshems Farm Landfill (HLU0526). These contaminants are listed as COC for this credible contaminative source within the PRA Report (Application Document 6.3, Appendix 10.6) and therefore the findings of the Phase 2 ground investigation conform to the initial CSM detailed in the PRA report.
- 5.11.72 The gas samples were collected from exploratory holes located on the northern, south-eastern (BH07023), and southern (BH06014) areas of the Goshems Farm Landfill (HLU0526), with BH06014, BH07046 and BH07060 potentially targeting the proposed route alignment and the north portal section. The vapour exceedances were recorded on southern (BH06014), south-eastern (BH07023) and north-eastern (BH07065) areas of the Goshems Farm Landfill, suggesting



the presence of localised VOC/TPH hotspots. However, ground conditions and headspace readings recorded in BH06014, BH07023, and BH07065 were also recorded in other exploratory hole locations within the Goshems Farm Landfill (HLU0526). Therefore, it is anticipated that if further gas samples were collected from exploratory holes outside the proposed route alignment but within the Goshems Farm Landfill (HLU0526), further vapour exceedances would be recorded.

- 5.11.73 No visual or olfactory evidence of VOC/TPH was recorded on exploratory hole or groundwater sampling records for BH06014, BH07023, BH07064, and BH07065, which exhibited elevated concentrations of carbon di-sulphide, PCE, benzene, and hexane, in the gas samples collected. However, evidence of hydrocarbon contamination was recorded on the exploratory hole records for BH07039 (made ground, 2.20m to 9.00m), BH07060 (made ground, 6.20m to 7.00m), BH07092 (made ground, 7.00m), BH07094 (made ground, 6.00m to 10.00m), BH07096 (made ground, 6.00m to 7.00m), which are located within the Goshems Farm Landfill (HLU0526).
- 5.11.74 On site headspace testing of soil samples from these locations recorded PID readings between <0.1ppm and 0.9ppm, suggesting the presence of VOCs at very low concentrations. These very low PID readings were reinforced by the absence of VOC/TPH human health exceedances in corresponding soil samples which were subjected to laboratory analysis.
- 5.11.75 PID readings from the headspace of all monitoring wells during the periodic monitoring programme ranged from <0.1ppm to 33.5ppm, with 2.7% of all readings being greater than 1ppm, and the highest being recorded in BH07098 on 4 May 2020. The continuous gas monitoring programme recorded VOC headspace concentrations between 0.1ppm and 4873.9ppm, with 17% of all readings being greater than 1ppm, and the highest concentration being recorded in BH06014 on multiple dates in December 2020, January, and February 2021. The highest VOC headspace readings (>10ppm) were observed in monitoring wells with response zones in the made ground and/or Alluvium.
- 5.11.76 The periodic monitoring suggests low VOC/TPH concentrations are present in groundwaters beneath the Package B area, whilst the continuous monitoring indicates very high VOC/TPH concentrations are present in the groundwaters beneath the Goshems Farm Landfill (HLU0526). However, no VOC/TPH groundwater exceedances, in respect to human health, were recorded during the laboratory analysis of corresponding groundwater samples.
- 5.11.77 The VOC/TPH results from the laboratory soil and groundwater analysis do not agree with the vapour headspace results from the monitoring programme and the gas sampling. The discrepancy between the datasets is likely to be the loss of VOCs/TPHs, through volatilisation and agitation during the sampling process.
- 5.11.78 The monitoring well response zones of BH06014, BH07023, BH07060, BH07064, BH07065 and BH07066 all experienced flooding during the monitoring programme. During the gas sampling on 4 July 2020, these wells were either partially (contained water in the response zone) or were fully flooded. It is considered that the changing groundwater levels in these wells may have caused dissolved phase gases and vapours to come out of solution

and build up in the headspace of the monitoring wells. Consequently, the ground gases and vapours recorded are considered to be artificially high and reflective of conditions in the saturated zone, not the unsaturated zone. This assumption conforms with the findings of the wider ground gas and the groundwater assessments, which suggests groundwaters in the made ground and Alluvium are enriched with methane and have been impacted by organic contaminants.

- 5.11.79 The discrete nature of organic contaminant exceedances in groundwater and gas samples suggests a series of organic contaminant hotspots/ plumes exist in the saturated zone of the made ground and Alluvium beneath the Goshems Farm Landfill (HLU0526).
- 5.11.80 There is potential that construction workers could be exposed to ground gases and vapours during the excavation works to facilitate the north portal and the main route alignment. Ground gases and vapours could intrude into temporary accommodation via service entry points and cause harm to site users. Dissolved gases and vapours could come out of solution during dewatering exercises, posing additional asphyxiation and explosion risks to the construction workers and property. Thus, plausible pollutant linkages are likely to be established during the construction works of the proposed project.
- 5.11.81 The above risks will be addressed by the Contractor, through commitments and mitigation measures outlined in the REAC (GS001, GS018, GS023, GS025, GS027, and GS028) and the Remediation Options Appraisal and Outline Remediation Strategy (Application Document 6.3, Appendix 10.11), respectively. This is likely to comprise site-specific vapour intrusion assessments, ongoing ground gas and vapour monitoring, and the incorporation of ground gas and vapour protection measures within temporary and permanent structures.

## Conclusion

- 5.11.82 Significant ground gas and vapour risks to human health and property have been identified during this risk assessment, which require appropriate remediation. However, it is considered that the ground gas and vapour risks identified will be mitigated by the main works contractors, as per the commitments outlined in the REAC (GS001, GS018, GS023, GS025, GS027, and GS028) and the mitigation measures detailed in the Remediation Options Appraisal and Outline Remediation Strategy (Application Document 6.3, Appendix 10.11).



## 6 Refined Conceptual Site Model

- 6.1.1 Further to the assessment presented herein, the CSM for Package B has been refined. An updated version of the risk assessment presented in Annex 3 Part C of the PRA Report has been completed which has re-examined the severity and likelihood of the sources initially identified. This assessment has been provided in Annex B-A of this Report.
- 6.1.2 The updated outcomes from the risk assessment take into consideration the findings of the quantitative risk assessment undertaken within this report and the construction works / design proposals for the scheme within the Package B area.
- 6.1.3 The refined CSM has identified one high-risk site, seven medium risk sites and 50 low-risk sites within Package B.
- 6.1.4 Low-risk sites are where an unacceptable risk requiring further assessment has not been identified. Taking into account the proposed construction works and design proposals for the Project, of the 50 low risk sites identified within Package B, 27 have been assessed as needing no further consideration. For the remaining low risk sites, it is considered that for these sources, the measures secured within the Code of Construction Practice and REAC (Application Document 6.3) would be sufficient to manage any risks present.
- 6.1.5 Where sites are considered to be either medium or high risk, a residual or substantial risk remains which would require further consideration at the design or construction phase of the Project as detailed within the assessment in Annex B-A.
- 6.1.6 Widespread soil leachate and groundwater exceedances were recorded during the Phase 1 and 2 ground investigations. The soil leachate and groundwater exceedances observed in the made ground are considered to be attributed to credible sources of contamination discussed below. However, those exceedances observed in the natural ground formations are considered to be reflective of baseline conditions, saline intrusion or sources of contamination located up hydraulic gradient of the Package B area. Consequently, given the diffused nature of the groundwater contamination or the presence offsite sources of contamination, no significant groundwater remediation is considered feasible or is warranted.
- 6.1.7 Soil, groundwater, surface water, sediment, ground gas and vapour contamination has been identified within the Goshems Farm Landfill (HLU0526). Given the severity of the identified contamination, nature of the proposed Project, and identified receptors, plausible pollutant linkages are possible. Further assessment, remedial works and specific designs are required to facilitate the proposed Project. Therefore, the Goshems Farm Landfill is to remain as a high-risk site. Mitigation measures to deal with the risks identified are detailed in the Remediation Options Appraisal and Outline Remediation Strategy (Application Document 6.3, Appendix 10.11).
- 6.1.8 The East Tilbury Landfills (HLU0523 and HLU0533) were previously identified as high-risk sites by the Preliminary Risk Assessment Report (Application Document 6.3, Appendix 10.6) owing to the potential for the dewatering works to result in the release of contamination from the landfills. According to the East Tilbury Landfill Risk Assessment (Application Document 6.3, Appendix 10.7),

the East Tilbury Landfills (HLU0523 and HLU0533) are raised landforms that were constructed on cohesive Alluvium deposits. Numerical modelling and continuous pumping tests have concluded that the Alluvium acts as an aquitard, confining and creating artesian conditions within the underlying aquifers (the River Terrace Deposits and the Chalk). Pumping tests have also shown that the River Thames has no direct tidal influence on the groundwater within the Alluvium and thus the overlying East Tilbury Landfills. Furthermore, numerical modelling has confirmed that contaminants of concern from the East Tilbury Landfills are unlikely to reach the North Portal structure, within the timeframe of the proposed dewatering exercise. Given the above, it is considered that sensitive receptors within Package B are unlikely to be at an unacceptable risk from contaminants within the East Tilbury Landfills, as a result of the proposed dewatering works at the North Portal. Consequently, the risk rating for the East Tilbury Landfills can be downgraded from high to low.

- 6.1.9 Sediment leachate and surface water exceedances have been identified in perimeter ditches along the boundaries of the Tilbury Ash Disposal Sites (HLU0527 to HLU0531, and HLU0534). These landfills are located adjacent to the main works construction area and are intercepted by proposed utility work areas, thus there is potential that they will be disturbed by proposed construction activities, establishing possible plausible pollutant linkages with receptors on site. Given the nature of the contaminants, it is considered that the commitments outlined in the REAC (GS001, GS027 (if required) and GS028) should be sufficient to mitigate the contamination identified in the Tilbury Ash Disposal sites. The risk rating for the Tilbury Ash Disposal Sites is to remain as medium because there are areas of the sites that are yet to be subjected to intrusive ground investigation.
- 6.1.10 A single asbestos fibre detection was identified in the made ground of TP08004, within the boundary of the Low Street landfill (HLU0535) during the Phase 2 ground investigation. The landfill is located at the proposed main route alignment where the route is elevated on a viaduct and within an area of proposed intrusive utility works. There is potential that the contaminants identified could be disturbed by proposed construction activities, creating plausible pollutant linkages. Therefore, further consideration at the construction phase of the Project would be required. It is considered that the commitments outlined in the REAC (GS001, GS027 (if required) and GS028) and the precautions detailed in the Remediation Options Appraisal and Outline Remediation Strategy Report (Application Document 6.3, Appendix 10.11) should be sufficient to mitigate the contamination identified at the Low Street Landfill site. Consequently, this site has been downgraded from a high-risk to a medium-risk site.
- 6.1.11 The ground investigation has not indicated the presence of any unacceptable risks at the remaining 50 sites within Package B so the risk ratings for these sites have been reduced to low. Where sites are considered to be low risk, they take into consideration the commitments outlined within the REAC, such as environmental obligations along with standard construction approaches and actions that would be implemented during the construction and operational phases of the Project. The commitments for these requirements are made in the CoCP and REAC, including the specific requirements of GS001, GS006, GS018, GS026, GS027 and GS028.

## 7 Limitation analysis

- 7.1.1 There are uncertainties associated with the groundwater sampling and filtering methodology used, so the assessment has adopted a conservative approach by comparing the maximum filtered or unfiltered concentration of each determinand to the applicable GAC. Therefore, the risk assessment is considered robust in relation to evaluation of the risks arising from potential groundwater contamination which may exist within the Package B area.
- 7.1.2 The laboratory MDL for a number of determinands in soil leachate, groundwater, surface water and sediment leachate samples is higher than the EQS (but below the DWS). Elevated MDLs which also exceed the applicable GAC have been recorded. These results are not considered to reduce the reliability of the assessment, as the remaining samples do not have elevated MDL and meet the GAC or provide a more direct representation of the presence of source contamination (where concentrations exceed the GAC). If gross contamination were present, it is to be expected that this would be measured at detectable concentrations or observed during sampling activities. No contamination has been identified to date that cannot be managed using standard remediation/risk management practices.
- 7.1.3 There may be a degree of variability in environmental conditions between exploratory locations along the Project route. Therefore, it is not possible to fully delineate the extent or severity of potential contamination risk. It should be noted that there are areas of the Tilbury Ash Disposal Sites which have not been subjected to any intrusive investigation to date. Intrusive utility works and ancillary highways are proposed through some of the sites, resulting in potential pollutant linkages being created. Although no significant ground contamination was identified by the Phase 1 and 2 ground investigations, the potential for unidentified contamination still exists given the site's landfilling history. Therefore, further assessment and possibly remedial works are required during the construction phase of the Project.
- 7.1.4 Many of the monitoring wells installed had flooded response zones during the monitoring programme, due to perched groundwaters in the made ground and Alluvium or were not specifically installed for ground gas monitoring, such as those within the River Terrace Deposits and the Chalk. This has led to uncertainty around the concentrations of ground gases and flow rates recorded during the ground gas monitoring programme across the Package B area.
- 7.1.5 In addition, some of these flooded monitoring wells (BH08004, BH08008, BH08010, BH08013 and BH08023) were located outside credible sources of ground gas, such as landfills, and consequently the ground gas regime in low-risk areas of Package B has not been fully characterised.
- 7.1.6 Furthermore, equipment malfunctions and errors in data processing have raised questions regarding the reliability and validity of the continuous ground gas monitoring data. Data with errors and from flooded wells were ultimately eliminated from the risk assessment. However, given the high exploratory hole density and monitoring frequency, the remaining information available from field observations, laboratory testing, periodic ground gas monitoring and continuous

dissolved gas monitoring is sufficiently robust to characterise the ground gas regime beneath the Package B area.

- 7.1.7 It should be noted that the majority of ground gas monitoring wells, within Package B, were installed within the footprint of landfills (mainly the Goshems Farm Landfill) and very few were installed outside the landfills. Consequently, and as stated in paragraph 7.1.5, the ground gas regime of low-risk areas in Package B have not been fully characterised in comparison to the high-risk areas (e.g., landfills). The Contractor should consider undertaking a gap analysis of the monitoring in low-risk areas to determine if further ground gas monitoring is required.
- 7.1.8 Gas samples were collected from seven monitoring wells, over one sampling round, during the ground investigation, with three locations potentially targeting the proposed route alignment and north portal. Given the limited coverage of the gas sampling strategy, the reliability of the subsequent risk assessment could be challenged. Furthermore, the soil and groundwater analytical results did not agree with the onsite headspace PID readings, and the gas sampling results. In addition, there is uncertainty regarding the suitability of the GAC (e.g., workplace exposure limits and environmental assessment levels) used to assess VOCs/TPHs from gas samples, as well as the concentration of VOCs/TPHs detected below the MDL. Therefore, the Contractor should undertake further assessment of the vapour inhalation and/or intrusion pollutant linkage, as required, prior to the detailed design stage to confirm if risks to construction workers and property exist.
- 7.1.9 Microbial contamination and sewage-related organics were identified in the PRA as potential CoCs in the Package B area. Testing for these potential contaminants has not been undertaken as part of the ground investigation in the absence of visual evidence of impact observed. The sources of contaminant primarily relate to sewage works. Any impacts are considered to be of low likelihood and localised and can be dealt with as part of the requirements for a watching brief (REAC item GS028).
- 7.1.10 The assessment has not considered waste classification.

## 8 Conclusions and recommendations

### 8.1 Conclusions

8.1.1 The objective of this report was to carry out a GQRA of the data collected as part of the Phase 2 ground investigation and long-term monitoring for the Package B area. The report aimed to use the environmental data presented to highlight key risks relating to soil, soil leachate, groundwater, surface water and sediment contamination as well as ground gas and vapour. This GQRA has been undertaken in the early stages of the LCRM guidance, and therefore a precautionary approach has been adopted.

#### Summary of analysis

- 8.1.2 Out of 105 locations, 53 locations recorded exceedances against the GAC for metals and PAH, in both made ground and natural ground soil samples. Furthermore, asbestos containing materials and fibres were detected in 64 of the soil samples from 37 locations, with fibre concentrations ranging from <0.001% to 4.015% weight by weight (w/w). Visible asbestos containing materials were identified in six soil samples from the made ground. There is potential that the identified metal, PAH, and asbestos soil contamination will be disturbed by the proposed construction works, creating plausible pollutant linkages, in respect to human health, in Package B.
- 8.1.3 Of the 1,107 samples analysed for soil leachate, 1,105 recorded exceedances of the GAC for metals, inorganic compounds, and phenol. Of the samples recording exceedances, 747 were collected from the made ground and 358 were collected from the natural ground. The soil leachate exceedances from the made ground within landfills and Alluvium immediately below them are considered to be reflective of the credible contaminative sources. However, soil leachate exceedances located outside the landfills or within the underlying River Terrace Deposits and Chalk are considered to be representative of natural background concentrations.
- 8.1.4 From a human health perspective, no groundwater exceedances of the GAC were recorded and therefore the vapour risk to humans from groundwaters beneath Package B is considered to be low.
- 8.1.5 Widespread groundwater exceedances of the GAC for metals, inorganics, PAHs, phenol and TPH were recorded during the Phase 2 Ground Investigation, with discrete exceedances recorded for the PFAS, SVOC, organotin, pesticides, and BTEX GAC. The GQRA shows that groundwaters within the made ground of the landfills and the underlying Alluvium have been impacted by landfilling activities. However, given the absence of a hydraulic connection between the landfills and regional groundwaters, it appears the groundwater exceedances in the River Terrace Deposits and the Chalk are reflective of saline intrusion and contaminative sources up hydraulic gradient of the Package B area. There is potential that the Project will encounter contaminated groundwaters and create preferential pathways to more sensitive groundwater receptors.
- 8.1.6 Out of 15 sediment sample locations, two locations (GS07003 and GS07006) were found to contain lead exceedances of the human health GAC. In addition,



asbestos fibres were detected in GS07004 at 0.20m depth, with a fibre count of 0.004%w/w. The sediment contamination at these locations is positioned outside the boundary of proposed structures or earthworks but within main works construction areas. Consequently, a potential plausible pollutant linkage in the future cannot be fully discounted.

- 8.1.7 Widespread and discrete sediment leachate exceedances were recorded for the metals and inorganic GAC. In addition, all 15 surface water samples recorded exceedances of the metals, inorganic, and PAH GAC. The sediment leachate and surface water exceedances recorded are considered to be reflective of impacts from the adjacent landfills and as such represent existing baseline conditions. The proposed construction works are unlikely to introduce new preferential pathways to the drainage channels and surface water features.
- 8.1.8 Measured concentrations of ground gases and soil vapours from monitoring wells installed within the landfills within Package B exceed the screening criteria selected. The ground gases and vapours are considered to pose a potential risk to human health and property during the construction and operational phases of the Project. Furthermore, below ground structures have the potential to increase the unsaturated thickness and create preferential pathways, thus changing the ground gas regime and potentially increasing gas and vapour hazards within Package B. Therefore, further assessment, possible remediation and specific design is considered necessary to mitigate the risks from ground gases and vapours.

### Refinement of CSM

- 8.1.9 The data has enabled the key potential risks to be identified and has been used to refine the preliminary risk assessment undertaken in the PRA Report. The refined CSM has identified one high-risk site, seven medium-risk sites and 50 low-risk sites.
- 8.1.10 Low-risk sites are where an unacceptable risk requiring further assessment has not been identified. Taking into account the proposed construction works and design proposals for the Project. Of the 50 low risk sites identified within Package B, 27 have been assessed as needing no further consideration. For the remaining low risk sites, the assessment takes into consideration the mitigation measures commitments outlined within the REAC, such as environmental obligations along with standard construction approaches and actions that would be implemented during the construction and operational phases of the Project. The commitment for these requirements is made in the COCP and REAC, including the specific requirements of GS001, GS006, GS018, GS026, GS027 and GS028.
- 8.1.11 Where sites are considered to a medium or high risk, a residual or substantial risk remains which would require further consideration at the construction phase of the Project as detailed within the assessment in Annex B-A. For medium risk sites, the commitment for this requirement is made in the REAC (GS001 and if required, GS027). For high-risk sites, the remediation measures detailed in the Remediation Options Appraisal and Outline Remediation Strategy report (Application Document 6.3, Appendix 10.11) should be consulted whilst designing proposed construction works and structures.



- 8.1.12 This assessment is presented in the Generic Quantitative Risk Assessment table in Annex B-A.
- 8.1.13 Soil, groundwater, surface water, sediment, ground gas and vapour contamination has been identified within the Goshems Farm Landfill (HLU0526). Given the severity of the identified contamination, nature of the proposed Project, and identified receptors, plausible pollutant linkages are possible. Further assessment, remedial works and specific designs are required to facilitate the proposed Project. Therefore, the Goshems Farm Landfill is to remain as a high-risk site. Mitigation measures to deal with the risks identified are detailed in the Remediation Options Appraisal and Outline Remediation Strategy (Application Document 6.3, Appendix 10.11).
- 8.1.14 The East Tilbury Landfills (HLU0523 and HLU0533) were previously identified as high-risk sites by the Preliminary Risk Assessment Report (Application Document 6.3, Appendix 10.6) owing to the potential for the dewatering works to result in the release of contamination from the landfills. According to the East Tilbury Landfill Risk Assessment (Application Document 6.3, Appendix 10.7), the East Tilbury Landfills (HLU0523 and HLU0533) are raised landforms that were constructed on cohesive Alluvium deposits. Numerical modelling and continuous pumping tests have concluded that the Alluvium acts as an aquitard, confining and creating artesian conditions within the underlying aquifers (the River Terrace Deposits and the Chalk). Pumping tests have also shown that the River Thames has no direct tidal influence on the groundwater within the Alluvium and thus the overlying East Tilbury Landfills. Furthermore, numerical modelling has confirmed that contaminants of concern from the East Tilbury Landfills are unlikely to reach the North Portal structure, within the timeframe of the proposed dewatering exercise. Given the above, it is considered that sensitive receptors within Package B are unlikely to be at an unacceptable risk from contaminants within the East Tilbury Landfills, as a result of the proposed dewatering works at the North Portal. Consequently, the risk rating for the East Tilbury Landfills can be downgraded from high to low.
- 8.1.15 Sediment leachate and surface water exceedances have been identified in perimeter ditches along the boundaries of the Tilbury Ash Disposal Sites (HLU0527 to HLU0531, and HLU0534). These landfills are located adjacent to the main works construction area and are intercepted by proposed utility work areas, thus there is potential that they will be disturbed by proposed construction activities, establishing possible plausible pollutant linkages with receptors on site. Given the nature of the contaminants, it is considered that the commitments outlined in the REAC (GS001, GS027 (if required) and GS028) should be sufficient to mitigate the contamination identified in the Tilbury Ash Disposal sites. The risk rating for the Tilbury Ash Disposal Sites is to remain as medium because there are areas of the sites that are yet to be subjected to intrusive ground investigation.
- 8.1.16 A single asbestos fibre detection was identified in the made ground of TP08004, within the boundary of the Low Street landfill (HLU0535) during the Phase 2 ground investigation. The landfill is located at the proposed main route alignment where the route is elevated on a viaduct and within an area of proposed intrusive utility works. There is potential that the contaminants identified could be disturbed by proposed construction activities, creating plausible pollutant linkages. Therefore, further consideration at the construction

phase of the Project would be required. It is considered that the commitments outlined in the REAC (GS001, GS027 (if required) and GS028) and the precautions detailed in the Remediation Options Appraisal and Outline Remediation Strategy Report (Application Document 6.3, Appendix 10.11) should be sufficient to mitigate the contamination identified at the Low Street Landfill site. Consequently, this site has been downgraded from a high-risk to a medium-risk site.

- 8.1.17 The ground investigation has not indicated the presence of any unacceptable risks at the remaining 48 sites (excluding the East Tilbury Landfill sites) in Package B so the risk ratings for these sites have been reduced to or remain as low. Where sites are considered to be low risk, they take into consideration the commitments outlined within the REAC (GS001, GS006, GS018, GS026, GS027 and GS028).
- 8.1.18 The assessment herein has shown that the route alignment within the Goshems Farm Landfill area is impacted with contamination and requires further assessment at the construction phase to facilitate the Project. However, it is considered the contamination outside this landfill is not as severe and the risks identified can be managed by standard construction procedures and protocols which are detailed as commitments within the REAC.
- 8.1.19 The Contractors would complete further ground investigations prior to construction to inform the detailed design of the Project and where supplementary investigation is required to assess residual contamination risks. The Contractors would provide ground investigation method statements for acceptance of National Highways in consultation with the Environment Agency prior to commencement of the works. The commitment for this requirement is made in the REAC (GS001).
- 8.1.20 The additional data will be used to help further refine the CSM as presented in the Preliminary Risk Assessment Report (Application Document 6.3, Appendix 10.6) and the Generic Quantitative Risk Assessment table within Annex B-A of this report.
- 8.1.21 Where supplementary investigation is undertaken to assess residual contamination risks in line with GS001, appropriate assessment would be undertaken and where unacceptable risks have been identified, the Contractor would develop proposals for site-specific remediation strategies and implementation plans in consultation with the relevant local authorities prior to implementation. The Contractors would have regard to the Remediation Options Appraisal and Outline Remediation Strategy (Application Document 6.3, Appendix 10.11), which identifies techniques that could be implemented by the Contractors for the remediation of contamination. The commitment for this requirement is made in the REAC (GS027).

## References

British Standards Institution (2013). BS 8576:2013: Guidance on investigation for ground – permanent gases and volatile organic compounds (VOCs). London: British Standards Institution.

British Standards Institution (2017). BS 10175:2011+A2:2017: Investigation of potentially contaminated sites. Code of practice. London: British Standards Institution.

British Standards Institution (2019). Code of practice for the design of protective measures for methane and carbon dioxide ground gases for new buildings (BS 8485:2015+A1:2019). BSI Standards Limited.

Cascade (2020). Technical Note - North Portal Materials Management (Ref: HE540039-CJV-GEN-GEN-TNT-GEO-00203). London: Cascade.

Construction Industry Research and Information Association (2007). Assessing risks posed by hazardous ground gases to buildings (C665). London: CIRIA.

Contaminated Land: Applications in Real Environments (2012). Research bulletin 17: A Pragmatic Approach to Ground Gas Risk Assessment (RB17). Reading: CL:AIRE.

Contaminated Land: Applications in Real Environments (CL:AIRE) (2014). SP1010 – Development of Category 4 Screening Levels for Assessment of Land Affected by Contamination. Accessed December 2020.

<http://randd.defra.gov.uk/Default.aspx?Module=More&Location=None&ProjectID=18341>

Contaminated Land: Applications in Real Environments (2018a). Technical bulletin 17: Ground Gas Monitoring and 'Worst-Case' Conditions (TB17). Reading: CL:AIRE.

Contaminated Land: Applications in Real Environments (2019). Technical bulletin 18: Continuous Ground-Gas Monitoring and the Lines of Evidence Approach to Risk Assessment (TB18). Reading: CL:AIRE.

Contaminated Land: Applications in Real Environments (2014). SP1010 – Development of Category 4 Screening Levels for Assessment of Land Affected by Contamination. Accessed April 2020. <https://www.claire.co.uk/information-centre/water-and-land-library-wall/44-risk-assessment/207-category-4screening-levels-c4sls>

Environment Agency (2016). Air emissions risk assessment for your environmental permit, Environmental standards for air emissions. Accessed September 2022. <https://www.gov.uk/guidance/air-emissions-risk-assessment-for-your-environmental-permit#environmental-standards-for-air-emissions>

Environment Agency (2021). Land Contamination: Risk Management. Accessed August 2021. <https://www.gov.uk/guidance/land-contamination-how-to-manage-the-risks>

Environment Agency, Natural Resources Wales, Scottish Environment Protection Agency (SEPA), Northern Ireland Environment Agency (NIEA) (2018) Waste Classification, Guidance on the classification and assessment of waste (v1.1) Technical Guidance WM3. Accessed July 2020.

[https://assets.publishing.service.gov.uk/government/uploads/system/uploads/attachment\\_data/file/719394/Waste-classification-technical-guidance-WM3.pdf](https://assets.publishing.service.gov.uk/government/uploads/system/uploads/attachment_data/file/719394/Waste-classification-technical-guidance-WM3.pdf)

Haines, S., & Wilson, S. (2018). Dissolved methane monitoring for ground gas risk assessment. Warrington: Ambisense Limited and Environmental Protection Group (EPG) Limited.

Health and Safety Executive (HSE) (2020). EH40/2005: Workplace exposure limits. London: The Stationary Office.

Nathanail, C.P., McCaffrey, C., Gillett, A.G., Ogden, R.C., & Nathanail, J.F. (2015). The LQM/CIEH S4ULs for Human Health Risk Assessment. Nottingham: Land Quality Press. Copyright Land Quality Management Limited reproduced with permission; Publication Number S4UL3223. All rights reserved.

NHBC and Environment Agency (2008). Guidance for the Safe Development of Housing on Land Affected by Contamination Research & Development. Research & Development Publication 66.

Perfect Circle (2020) Land Based Works - Phase 2A Area 1 Package B Factual Report on Ground Investigation (Ref: HE540039-PCI-GEN-GEN-REP-GEO-00044). London: Perfect Circle.

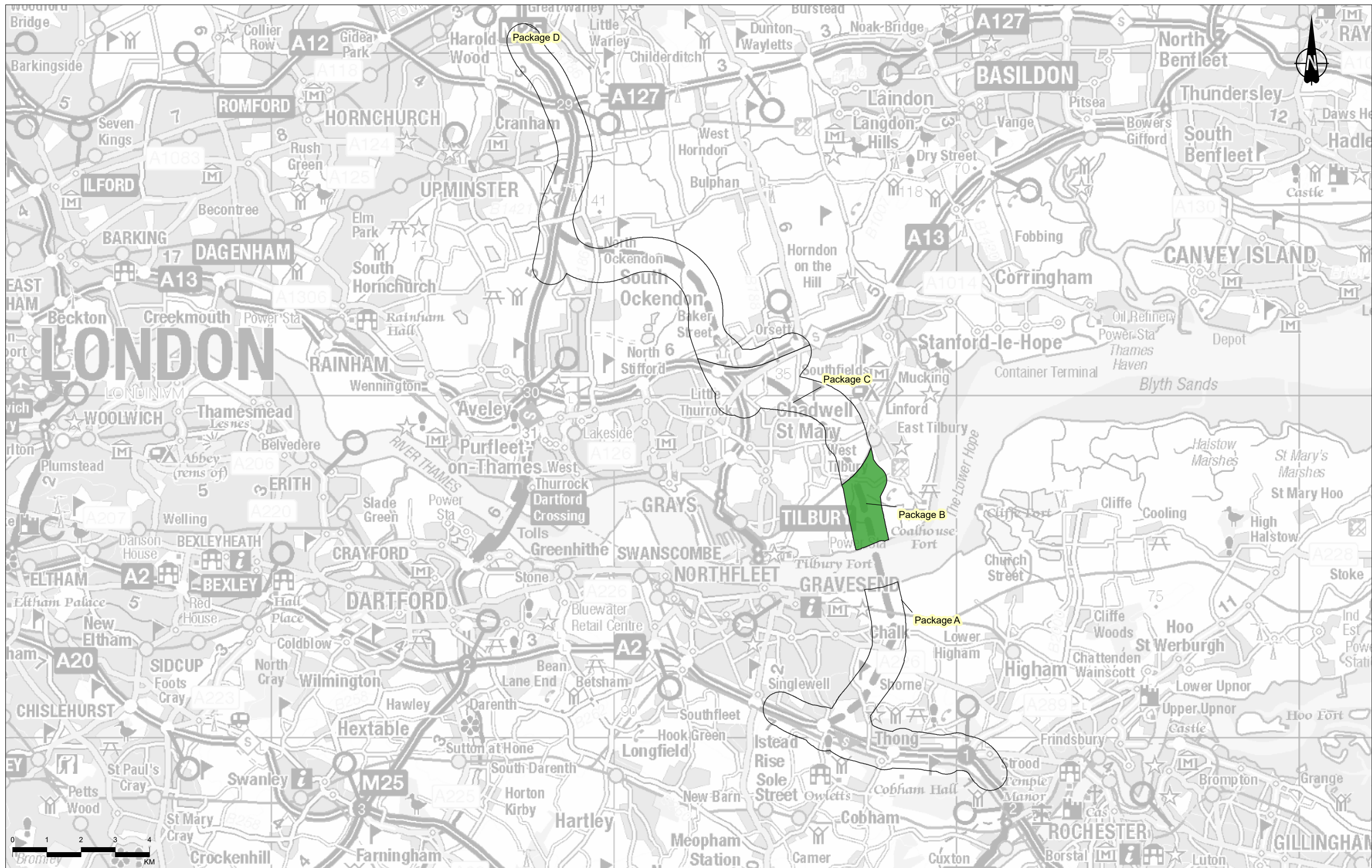
The Water Environment (Water Framework Directive) (England and Wales) Regulations 2017. Accessed July 2022. <https://www.legislation.gov.uk/ukxi/2017/407/contents/made>

The Water Supply (Water Quality) Regulations 2016. Accessed July 2020. [https://www.legislation.gov.uk/ukxi/2016/614/pdfs/ukxi\\_20160614\\_en.pdf](https://www.legislation.gov.uk/ukxi/2016/614/pdfs/ukxi_20160614_en.pdf)

Wilson, S., Card, G., Haines, S. (2009) Ground Gas Handbook. Caithness: Whittles Publishing

# Figures



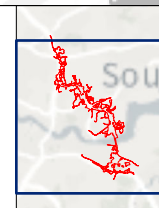


Contains Ordnance Survey data. © Crown copyright and database rights 2022. Ordnance Survey 100030649

P01	S8	06/10/2022	DCO Application	SW	BP	TW
Rev	Status	Rev. Date	Purpose of revision	Drawn	Chkd	Apprv'd

Notes:  
All dimensions are in metres unless otherwise stated.

- Legend**
- Phase 2 Ground Investigation Packages
  - Package B

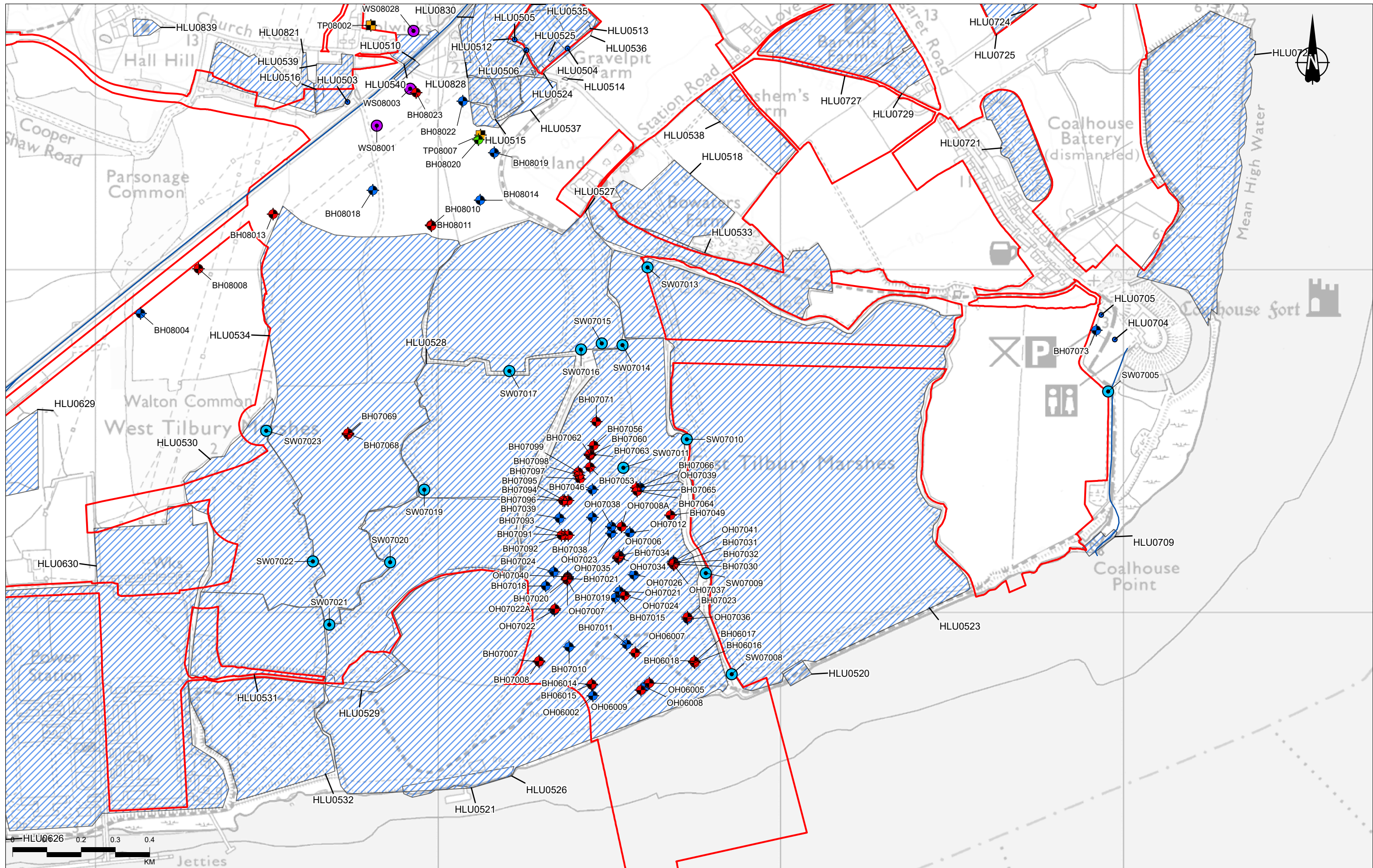


Client  
**national highways**

Project  
**LOWER THAMES CROSSING**

Status	DCO APPLICATION	Original Size	A3	Revision	P01
Application Document Number	TR010032/APP/6.3	Scale	1:100,000		
Drawing Title	<b>Figure A: Phase 2 Ground Investigation Packages</b>				
Drawing Number	HE540039-CJV-GEN-GEN-MAP-GEO-00203				



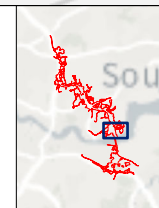


Contains Ordnance Survey data. © Crown copyright and database rights 2022. Ordnance Survey 100030649

Rev	Status	Rev. Date	Purpose of revision	Drawn	Chkd	Apprv'd
P01	S8	06/10/2022	DCO Application	SW	SC	CR

**Legend**

- Order Limits
- Credible Contaminant Source
- Credible Contaminant Source
- Credible Contaminant Source
- ◆ Cable Percussion
- ◆ Cable Percussion / Rotary Core
- ◆ Dynamic Sample / Rotary Core
- Surface Water Sample
- Trial Pit
- Window/Windowless Sample
- Windowless Sample / Rotary Core

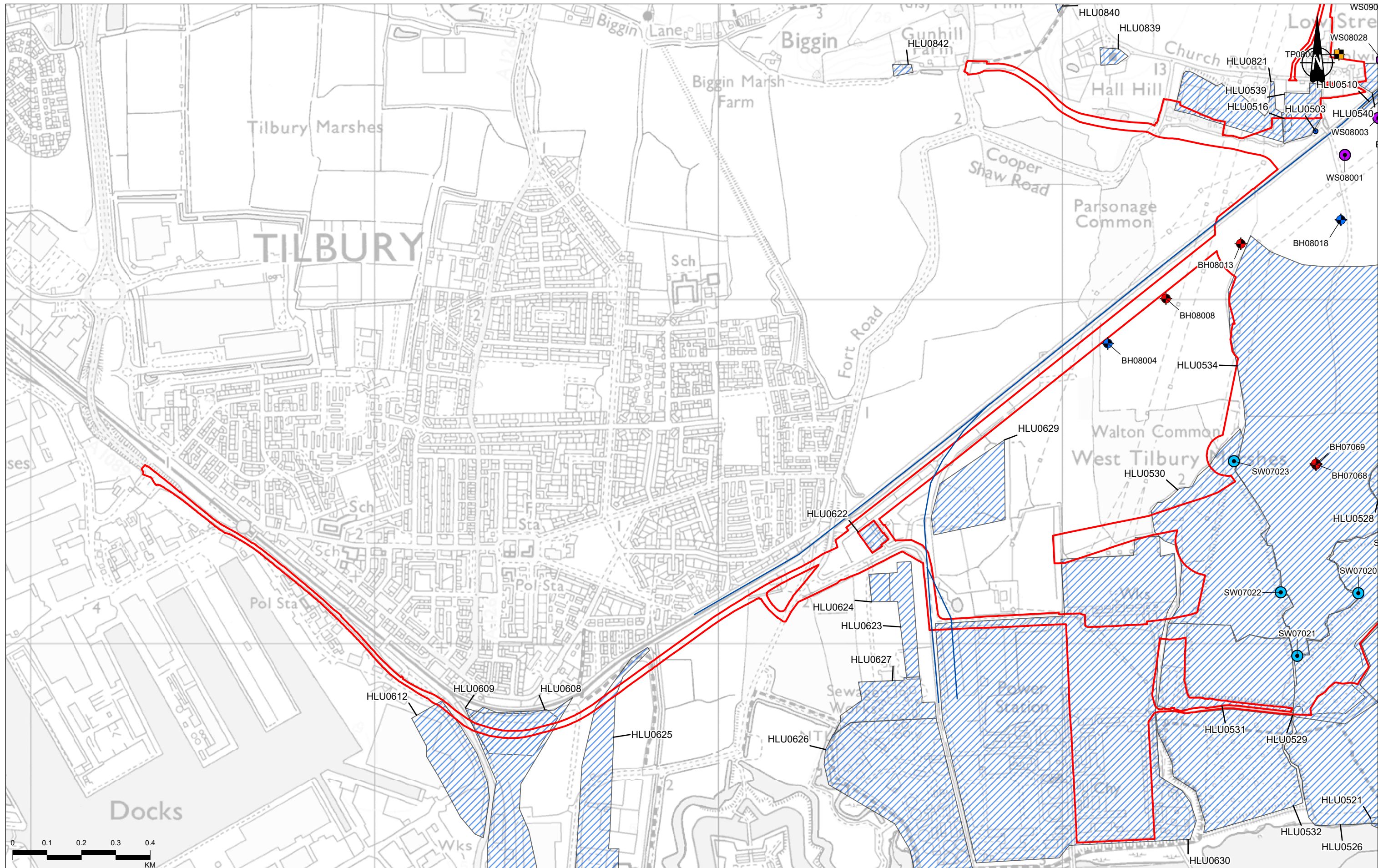


Client: **national highways**

Project: **LOWER THAMES CROSSING**

Status	DCO APPLICATION	Original Size	A3	Revision	P01
Application Document Number	TR010032/APP/6.3	Scale	1:10,000		
Drawing Title	Figure B: Phase 2 Ground Investigation - Package B Exploratory Hole Locations and Credible Contaminant Sources				
Drawing Number	HE540039-CJV-GEN-GEN-MAP-GEO-00204				





Contains Ordnance Survey data. © Crown copyright and database rights 2022. Ordnance Survey 100030649

0 0.1 0.2 0.3 0.4 KM

P01	S8	06/10/2022	DCO Application	SW	SC	CR
Rev	Status	Rev. Date	Purpose of revision	Drawn	Chkd	Appr'd

Order Limits	Cable Percussion	Trial Pit
Credible Contaminant Source	Cable Percussion / Rotary Core	Window/Windowless Sample
Credible Contaminant Source	Dynamic Sample / Rotary Core	Windowless Sample / Rotary Core
Credible Contaminant Source	Surface Water Sample	



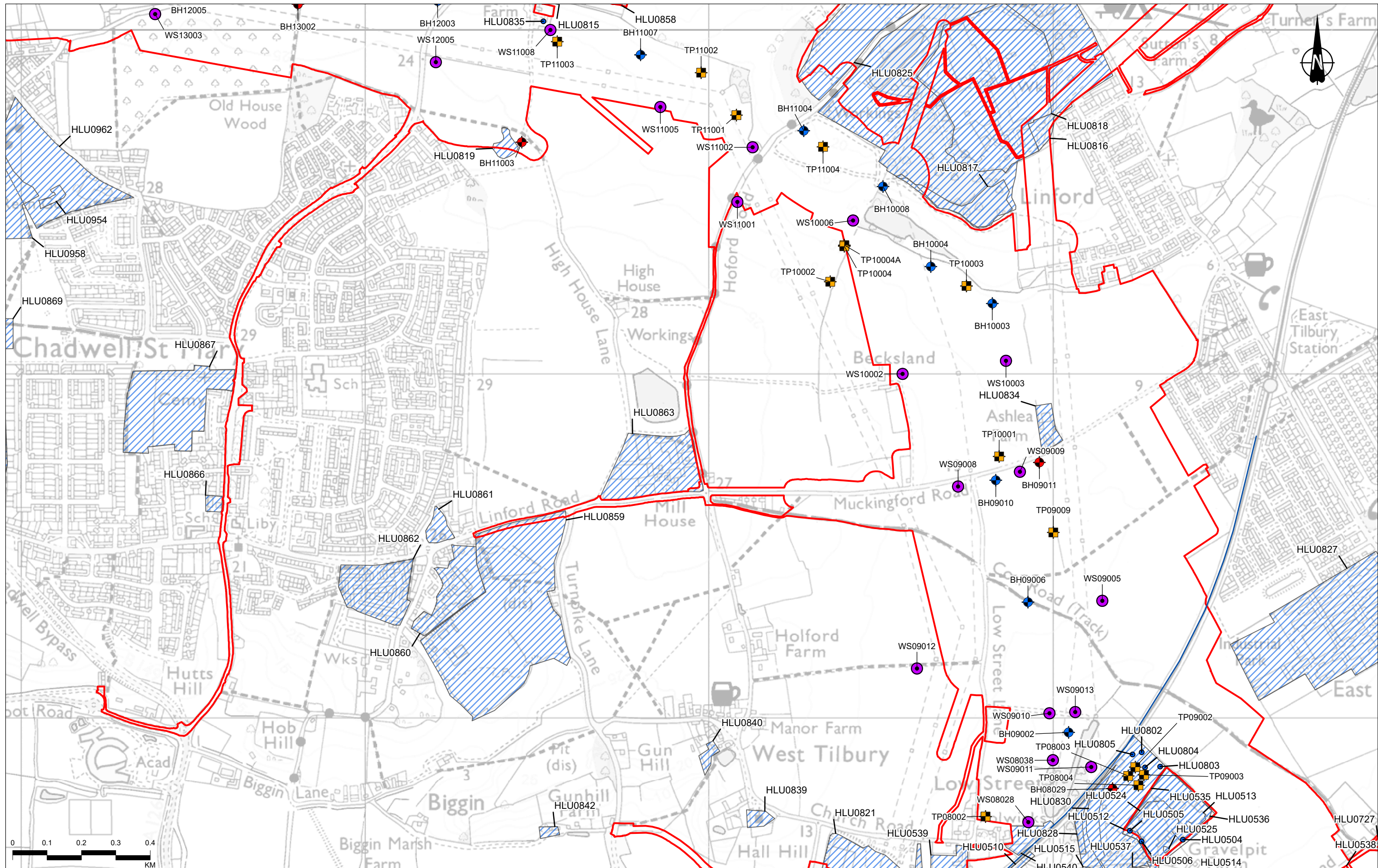
Client  
**national highways**

Project  
**LOWER THAMES CROSSING**

Status	DCO APPLICATION	Original Size	A3	Revision	P01
Application Document Number	TR010032/APP/6.3	Scale	1:10,000		
Drawing Title	Figure B: Phase 2 Ground Investigation - Package B Exploratory Hole Locations and Credible Contaminant Sources				
Drawing Number	HE540039-CJV-GEN-GEN-MAP-GEO-00204				

Z:\Environment\Environmental Statement\10. Geology and Soils\Appendix 10.9new\HE540039-CJV-GEN-GEN-MAP-GEO-00202.apr



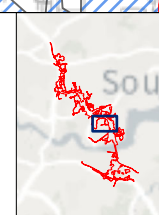


Contains Ordnance Survey data. © Crown copyright and database rights 2022. Ordnance Survey 10003049

P01	S8	06/10/2022	DCO Application	SW	SC	CR
Rev	Status	Rev. Date	Purpose of revision	Drawn	Checked	Approved

**Legend**

- Order Limits
- Credible Contaminant Source
- Cable Percussion
- Cable Percussion / Rotary Core
- Trial Pit
- Window/Windowless Sample
- Dynamic Sample / Rotary Core
- Windowless Sample / Rotary Core
- Credible Contaminant Source
- Surface Water Sample



Client: national highways

Project: LOWER THAMES CROSSING

Status	DCO APPLICATION	Original Size	A3	Revision	P01
Application Document Number	TR010032/APP/6.3	Scale	1:10,000		
Drawing Title	Figure B: Phase 2 Ground Investigation - Package B Exploratory Hole Locations and Credible Contaminant Sources				
Drawing Number	HE540039-CJV-GEN-GEN-MAP-GEO-00204				

# Annexes

## Annex B-A Generic Quantitative Risk Assessment



Name	Ref. No	Description	Potential Contaminants associated with contaminant source	Location and Geology		Potential Pathways													Human Health Receptors						Controlled Water Receptors				Preliminary Qualitative Risk Assessment				Generic Quantitative Risk Assessment			
				Location with respect to Order Limits and Study Area	Generalised Superficial Geology	Generalised Bedrock Geology	D-S	D-G	A	V	F	S-G	G-L	G-SW	R-SW	RH01	RH02	RH03	RH04	RH05	RH06	Superficial Aquifer	Bedrock Aquifer	SPZ	Surface Water	Severity	Likelihood	Preliminary Qualitative Risk Assessment Rating	Potential Significance of Pollutant Linkage(s)	Discussion of Further Assessment in Relation to Proposed Design and GQRA	Severity	Likelihood	Generic Quantitative Risk Assessment Rating	Outcome of Further Assessment in Relation to Proposed Design and GQRA		
							Diachronal contact and incised channel of localised gravel	Diachronal contact and incised channel of localised gravel	Vegetation of solar wind-blown dust	Buildup of vapour or fumes in confined spaces	Leakage of vapour, fumes or liquid from tanks or drums	Leakage of contaminants from soil into groundwater	Migration of contaminated groundwater to or off site	Groundwater migration to surface waters	Contaminated runoff water and sediments from land to surface waters	Construction workers	Operational staff	Road users	Adjacent land users - residents	On-site adjacent land users - public open space	Adjacent land users - industrial, commercial and agricultural workers, and users of recreational sites	Aquifer(s)	Aquifer(s)	SPZ	Distance to SW (m)											
1	2	3	4	5	9	10	11	12	13	14	15	16	17	18	19	20	21	22	23	24	25	26	27	28	29	30	31	32	33	34	35	36	37	38		
Metal recycling facility	HLU0512	Current waste processing site including end-of-life vehicles and metal processing.	Metals, inorganics, petroleum hydrocarbons, PAH, VOC, SVOC, phenols, chlorinated hydrocarbons, PCB, asbestos.	Within Order Limits and study area	Taplow Gravel Member (Sand and Gravel)	Thanet Formation (Sand)	x		x	x	x	x	x	x								Secondary Aquifer - A	Secondary Aquifer - A	SPZ III	71	Severe	Likely	High	Potential for unrecorded pollution to soil or groundwater from storage of materials and vehicle and metal processing. Main buildings and processes located off site. Location near north portal increases the potential for adverse effect on the route.	Proposed intrusive utility works are close to the potential source. The potential source may be disturbed by proposed construction or operation activities and as such a pathway may be created. Further investigation and mitigation will be required as detailed in the REAC.	Medium	Unlikely	Low	The requirement for further assessment and mitigation is detailed in the REAC.		
Wharves	HLU0521	Wharves and jetties for importing soil and waste materials. Historical railway.	Metals, asbestos, inorganics, petroleum hydrocarbons, PAH.	Within 250m study area	Alluvium (Clay, Silty, Peaty, Sandy). Tidal River Or Creek Deposits (Clay and Silt)	Seaford Chalk Formation and Newhaven Chalk Formation (Undifferentiated) (Chalk)	x		x				x	x	x							Secondary Aquifer - Undifferentiated; Unproductive Strata	Principal Aquifer	None	0	Minor	Likely	Low	Unlikely to be a significant risk but localised impacts to soil and sediment may be present from historical material storage or spillages.	The potential source will not be disturbed by proposed construction or operation activities and as such it is unlikely any pollutant pathway will be created.	Minor	Unlikely	Low	No further consideration necessary.		
Poultry Farm, Buckland	HLU0518	Poultry farm established approximately 1961 to present	PAH, metals, inorganics, petroleum hydrocarbons, pesticides, asbestos, ammoniacal nitrogen, microbial contamination, hazardous gases.	Within Order Limits and study area	Lynch Hill Gravel Member (Sand and Gravel)	Thanet Formation (Sand)							x	x	x							Secondary Aquifer - A	Secondary Aquifer - A	SPZ III	62	Minor	Likely	Low	Unlikely to be a significant risk due to likely size of potential primary sources and the degradable nature of contaminants. May influence local groundwater quality baseline.	The potential source will not be disturbed by proposed construction or operation activities and as such it is unlikely any pollutant pathway will be created.	Minor	Unlikely	Low	No further consideration necessary.		
Historical Jetty South of East Tilbury Landfill	HLU0520	Former jetty (approximately 1948 to 1991). Potential waste transfer point and infilling related to partial demolition of the jetty.	Metals, inorganics, petroleum hydrocarbons, PAH, SVOC, VOC, chlorinated hydrocarbons, PCBs, ammoniacal nitrogen, PFAS, asbestos.	Within 250m study area	Tidal River Or Creek Deposits (Clay and Silt)	Seaford Chalk Formation and Newhaven Chalk Formation (Undifferentiated) (Chalk)			x	x	x	x	x	x	*							Unproductive Strata	Principal Aquifer	None	0	Minor	Likely	Low	Unlikely to be a significant risk but localised impacts to soil and sediment may be present from historical material storage or spillages.	The potential source will not be disturbed by proposed construction or operation activities and as such it is unlikely any pollutant pathway will be created.	Minor	Unlikely	Low	No further consideration necessary.		
East Tilbury Landfill	HLU0523	Former hazardous waste landfill. Filling dates approximately 1932 to 1990 with recorded industrial, commercial and household wastes and liquids/sludge wastes	Metals, inorganics, petroleum hydrocarbons, PAH, SVOC, VOC, chlorinated hydrocarbons, PCBs, ammoniacal nitrogen, PFAS, asbestos, hazardous gas.	Within Order Limits and study area	Alluvium (Clay, Silty, Peaty, Sandy)	Seaford Chalk Formation and Newhaven Chalk Formation (Undifferentiated) (Chalk)	x	x	x	x	x	x	x	x	*	x					x	x	Secondary Aquifer - Undifferentiated; Unproductive Strata	Principal Aquifer	SPZ III	0	Severe	Likely	High	Potentially significant source of pollution to surface and groundwaters that could impact the route in the vicinity of the north portal. Potentially significant source of landfill gas. Location near north portal increases the potential for adverse effect on the route.	Potentially significant source of pollution to surface and groundwaters and potentially significant source of landfill gas that could impact the route in the vicinity of the north portal. Wetland habitats are also proposed to the east of the landfill and are a potential receptor. However, no development works are proposed on site. The East Tilbury Landfill Risk Assessment Report has confirmed that no plausible pollutant linkages will be created as a result of the proposed dewatering works associated with the North Portal. Therefore, no further consideration is required.	Severe	Unlikely	Low	No further consideration necessary.	
Goshems Farm Landfill	HLU0526	Former late 19th/early 20th century landfill, reportedly mostly ash and bottles, dock and river dredgings. Currently undergoing restoration.	Metals, inorganics, petroleum hydrocarbons, PAH, PFAS, ammoniacal nitrogen, asbestos, tributyltin (TBT), SVOC, VOC, hazardous gases.	Within Order Limits and study area	Alluvium (Clay, Silty, Peaty, Sandy)	Seaford Chalk Formation and Newhaven Chalk Formation (Undifferentiated) (Chalk)	x	x	x	x	x	x	x	x	*	x	x	x				Secondary Aquifer - Undifferentiated; Unproductive Strata	Principal Aquifer	SPZ III	0	Severe	Likely	High	Potential for wide range of contaminants to be present in area of north portal excavation. Adjacent to surface water and within SPZIII. Potential for ground gas generation from organic wastes (dredgings) and natural alluvium. Location near north portal increases the potential for adverse effect on the route.	Potentially significant source of pollution to surface and groundwaters and potentially significant source of landfill gas that could impact the route in the vicinity of the north portal. The potential source may be disturbed by proposed construction or operation activities and as such a pathway may be created. Therefore there is a possible plausible pollutant linkage. Results of the ground investigation have indicated the presence of potential heavy metal, asbestos and PAH soil and sediment contamination in the made ground and natural ground. Furthermore, elevated ground gases, and groundwater contamination has been recorded in the made ground and Alluvium beneath the site. Surface water and sediment leachate exceedances in perimeter ditches have also been attributed to the site. Therefore, the potential source requires further assessment and possible remedial works.	Severe	Likely	High	Requires further assessment and/or remedial works.		
Tilbury Ash Disposal Site - Area C2	HLU0527	PFA landfill for Tilbury Power Station (and potential for unrecorded disposal of other materials).	Metals, inorganics, petroleum hydrocarbons, PAH, ammoniacal nitrogen, asbestos, SVOC, VOC, hazardous gases.	Within Order Limits and study area	Alluvium (Clay, Silty, Peaty, Sandy)	Seaford Chalk Formation and Newhaven Chalk Formation (Undifferentiated) (Chalk); Thanet Formation (Sand)	x	x	x	x	x	x	x	x	*	x	x	x	x	x		Secondary Aquifer - Undifferentiated	Principal Aquifer; Secondary Aquifer - A	SPZ III	0	Medium	Likely	Medium	Potential for a wide range of contaminants to be present but likely dominated by those associated with PFA. Potential impacts to groundwater and surface waters in the area of the north portal.	The potential source is located in the main construction works for the north portal, on the proposed alignment and in an area proposed for utility works. The potential source is likely to be disturbed by proposed construction or operation activities and as such a pathway may be created. Therefore there is a possible plausible pollutant linkage. Surface water and sediment leachate contamination has been recorded in perimeter ditches. Although no significant ground contamination was identified by the ground investigation, the potential for unidentified contamination still exists given the site's landfilling history. The potential source requires further assessment and possible remedial works.	Medium	Likely	Medium	Requires further assessment and/or remedial works.		
Tilbury Ash Disposal Site - Area C	HLU0528	PFA landfill for Tilbury Power Station (and potential for unrecorded disposal of other materials).	Metals, inorganics, petroleum hydrocarbons, PAH, ammoniacal nitrogen, asbestos, SVOC, VOC, hazardous gases.	Within Order Limits and study area	Alluvium (Clay, Silty, Peaty, Sandy)	Seaford Chalk Formation and Newhaven Chalk Formation (Undifferentiated) (Chalk)	x	x	x	x	x	x	x	x	*	x	x	x				Secondary Aquifer - Undifferentiated	Principal Aquifer	SPZ III	0	Medium	Likely	Medium	Potential for a wide range of contaminants to be present but likely dominated by those associated with PFA. Potential impacts to groundwater and surface waters in the area of the north portal.	The potential source is located in the main construction works for the north portal, on the proposed alignment and in an area proposed for utility works. The potential source is likely to be disturbed by proposed construction or operation activities and as such a pathway may be created. Therefore there is a possible plausible pollutant linkage. Surface water and sediment leachate contamination has been recorded in perimeter ditches. Although no significant ground contamination was identified by the ground investigation, the potential for unidentified contamination still exists given the site's landfilling history. The potential source requires further assessment and possible remedial works.	Medium	Likely	Medium	Requires further assessment and/or remedial works.		
Tilbury Ash Disposal Site - Area B	HLU0529	PFA landfill for Tilbury Power Station (and potential for unrecorded disposal of other materials).	Metals, inorganics, petroleum hydrocarbons, PAH, ammoniacal nitrogen, asbestos, SVOC, VOC, hazardous gases.	Within Order Limits and study area	Alluvium (Clay, Silty, Peaty, Sandy)	Seaford Chalk Formation and Newhaven Chalk Formation (Undifferentiated) (Chalk)	x	x	x	x	x	x	x	x	*	x						Secondary Aquifer - Undifferentiated	Principal Aquifer	SPZ III	0	Medium	Likely	Medium	Potential for a wide range of contaminants to be present but likely dominated by those associated with PFA. Potential impacts to groundwater and surface waters in the area of the north portal.	The potential source is located in the main construction works for the north portal and in an area proposed for utility works. The potential source is likely to be disturbed by proposed construction or operation activities and as such a pathway may be created. Therefore there is a possible plausible pollutant linkage. Surface water and sediment leachate contamination has been recorded in perimeter ditches. Although no significant ground contamination was identified by the ground investigation, the potential for unidentified contamination still exists given the site's landfilling history. The potential source requires further assessment and possible remedial works.	Medium	Likely	Medium	Requires further assessment and/or remedial works.		
Tilbury Ash Disposal Site - Area A3	HLU0530	PFA landfill for Tilbury Power Station (and potential for unrecorded disposal of other materials).	Metals, inorganics, petroleum hydrocarbons, PAH, ammoniacal nitrogen, asbestos, SVOC, VOC, hazardous gases.	Within Order Limits and study area	Alluvium (Clay, Silty, Peaty, Sandy)	Seaford Chalk Formation and Newhaven Chalk Formation (Undifferentiated) (Chalk)	x	x	x	x	x	x	x	x	*	x					x	Secondary Aquifer - Undifferentiated	Principal Aquifer	SPZ III	0	Medium	Likely	Medium	Potential for a wide range of contaminants to be present but likely dominated by those associated with PFA. Potential impacts to groundwater and surface waters in the area of the north portal. Location near north portal increases the potential for adverse effect on the route.	The site is located near to the main works area for the north portal and in an area proposed for utility works. The potential source is likely to be disturbed by proposed construction or operation activities and as such a pathway may be created. Therefore there is a possible plausible pollutant linkage. Surface water and sediment leachate contamination has been recorded in perimeter ditches. Although no significant ground contamination was identified by the ground investigation, the potential for unidentified contamination still exists given the site's landfilling history. The potential source requires further assessment and possible remedial works.	Medium	Likely	Medium	Requires further assessment and/or remedial works.		
Tilbury Ash Disposal Site - Area A2	HLU0531	PFA landfill for Tilbury Power Station (and potential for unrecorded disposal of other materials).	Metals, inorganics, petroleum hydrocarbons, PAH, ammoniacal nitrogen, asbestos, SVOC, VOC, hazardous gases.	Within Order Limits and study area	Alluvium (Clay, Silty, Peaty, Sandy)	Seaford Chalk Formation and Newhaven Chalk Formation (Undifferentiated) (Chalk)	x	x	x	x	x	x	x	x	*	x					x	Secondary Aquifer - Undifferentiated	Principal Aquifer	SPZ III	0	Medium	Likely	Medium	Potential for a wide range of contaminants to be present but likely dominated by those associated with PFA. Potential impacts to groundwater and surface waters in the area of the north portal. Location near north portal increases the potential for adverse effect on the route.	The site is located near to the main works area for the north portal and in an area proposed for utility works. The potential source is likely to be disturbed by proposed construction or operation activities and as such a pathway may be created. Therefore there is a possible plausible pollutant linkage. Surface water and sediment leachate contamination has been recorded in perimeter ditches. Although no significant ground contamination was identified by the ground investigation, the potential for unidentified contamination still exists given the site's landfilling history. The potential source requires further assessment and possible remedial works.	Medium	Likely	Medium	Requires further assessment and/or remedial works.		
Tilbury Ash Disposal Site - Area A1	HLU0532	PFA landfill for Tilbury Power Station (and potential for unrecorded disposal of other materials).	Metals, inorganics, petroleum hydrocarbons, PAH, ammoniacal nitrogen, asbestos, SVOC, VOC, hazardous gases.	Within Order Limits and study area	Alluvium (Clay, Silty, Peaty, Sandy)	Seaford Chalk Formation and Newhaven Chalk Formation (Undifferentiated) (Chalk)	x	x	x	x	x	x	x	x	*	x					x	Secondary Aquifer - Undifferentiated; Unproductive Strata	Principal Aquifer	None	0	Medium	Likely	Medium	Potential for a wide range of contaminants to be present but likely dominated by those associated with PFA. Potential impacts to groundwater and surface waters in the area of the north portal. Location near north portal increases the potential for adverse effect on the route.	The potential source is outside the Order Limits and will not be disturbed by proposed construction or operation activities and as such it is unlikely any pollutant pathway will be created.	Medium	Unlikely	Low	No further consideration necessary.		





Name	Ref. No	Description	Potential Contaminants associated with contaminant source	Location with respect to Order Limits and Study Area	Location and Geology		Potential Pathways												Human Health Receptors						Controlled Water Receptors				Preliminary Qualitative Risk Assessment				Generic Quantitative Risk Assessment			
					Generalised Superficial Geology	Generalised Bedrock Geology	D-S	D-G	A	V	F	S-G	G-L	G-SW	R-SW	RH01	RH02	RH03	RH04	RH05	RH06	Superficial Aquifer	Bedrock Aquifer	SPZ	Surface Water	Severity	Likelihood	Preliminary Qualitative Risk Assessment Rating	Potential Significance of Pollutant Linkage(s)	Discussion of Further Assessment in Relation to Proposed Design and GQRA	Severity	Likelihood	Generic Quantitative Risk Assessment Rating	Outcome of Further Assessment in Relation to Proposed Design and GQRA		
					Superficial Geology provided by BGS	Bedrock Geology provided by BGS	Direct/direct contact and incidental ingestion of contaminated soil	Direct/direct contact and incidental ingestion of contaminated groundwater	Ingestion of soil or wind-blown dust	Build-up of vapour or gases in unsealed spaces	Inhalation of vapours, fumes or aerosols from soil or dust	Leaching of contaminants from soil into groundwater	Ingestion of contaminated produce or food of the farm	Groundwater migration to surface waters	Contaminated runoff water and sediment from land to surface waters	Construction workers	Operational staff	Road users	Adjacent land users - residents	On-site and adjacent land users - public open space	Adjacent land users - industrial, commercial and agricultural workers, and users of recreational sites	Aquifer(s)	Aquifer(s)	SPZ	Distance to SW (m)											
1	2	3	4	5	9	10	11	12	13	14	15	16	17	18	19	20	21	22	23	24	25	26	27	28	29	30	31	32	33	34	35	36	37	38		
Depot	HLU0612	Industrial depot first recorded on maps in 1992. Later replaced with handstanding and warehouse new.	Metals, inorganics, petroleum hydrocarbons, PAH, phenols, VOC, SVOC and asbestos	Within Order Limits and study area	Alluvium	Seaford Chalk Formation and Newhaven Chalk Formation (undifferentiated) (Chalk)	x		x	x	x	x	x	x		x						Secondary Aquifer - Undifferentiated	Principal Aquifer	None	0	Minor	Low likelihood	Low	Potential for soil and groundwater impacts from historical depot material storage or spillages. Site area is currently occupied by a trailer storage company with a surfaced main road to the north.	The main works construction access route crosses a corner of the potential source to the north. Whilst unlikely, the potential source may be disturbed by proposed construction or operation activities and as such a pathway may be created. Therefore there is a possible plausible pollutant linkage. The potential source is of a scale that can be dealt with by standard protocols including a watching brief and materials management, as required by the project REAC.	Minor	Unlikely	Low	Implementation of standard protocols including watching brief and materials management as detailed in the REAC as required.		
Coalhouse Point Coal Wharf/	HLU0709	Wharf for coal deliveries constructed prior to 1777, now demolished. Possible timbers remain.	Metals, inorganics, petroleum hydrocarbons, PAH, asbestos, hazardous gases.	Within Order Limits and study area	Alluvium (Clay, Silty, Peaty, Sandy)	Lewes Nodular Chalk Formation, Seaford Chalk Formation and Newhaven Chalk Formation (Undifferentiated) (Chalk)				x			x	x	x							Secondary Aquifer - Undifferentiated	Principal Aquifer	None	0	Minor	Likely	Low	Unlikely to be a significant contaminant source to route due to distance and age of feature.	The potential source will not be disturbed by proposed construction or operation activities and as such it is unlikely any pollutant pathway will be created.	Minor	Unlikely	Low	No further consideration necessary.		
Coal Wharf Tramway	HLU0707	Tramway constructed approximately 1860s, removed approximately 1948-1955.	Metals, petroleum hydrocarbons, PAH, asbestos.	Within 250m study area	Alluvium (Clay, Silty, Peaty, Sandy)	Lewes Nodular Chalk Formation, Seaford Chalk Formation and Newhaven Chalk Formation (Undifferentiated) (Chalk)				x			x	x	x							Secondary Aquifer - Undifferentiated	Principal Aquifer	SPZ III	0	Minor	Likely	Low	Unlikely to be a significant contaminant source to route due to distance and age of feature.	The potential source will not be disturbed by proposed construction or operation activities and as such it is unlikely any pollutant pathway will be created.	Minor	Unlikely	Low	No further consideration necessary.		
Sewage Tank	HLU0704	Sewage tank near Coalhouse Fort, constructed approximately 1921.	Metals, petroleum hydrocarbons, PAH, PFAS, asbestos, microbial contamination, inorganics, hazardous gases.	Within 250m study area	Alluvium (Clay, Silty, Peaty, Sandy)	Lewes Nodular Chalk Formation, Seaford Chalk Formation and Newhaven Chalk Formation (Undifferentiated) (Chalk)				x	x	x	x	x								Secondary Aquifer - Undifferentiated	Principal Aquifer	SPZ III	23	Minor	Likely	Low	Unlikely to directly impact the route but may affect local groundwater quality in this area of the development boundary	The potential source will not be disturbed by proposed construction or operation activities and as such it is unlikely any pollutant pathway will be created.	Minor	Unlikely	Low	No further consideration necessary.		
Pumping station	HLU0705	Sewage pumping station near Coalhouse Fort, constructed approximately 1990.	Metals, petroleum hydrocarbons, PAH, PFAS, asbestos, microbial contamination, inorganics, hazardous gases.	Within 250m study area	Alluvium (Clay, Silty, Peaty, Sandy)	Lewes Nodular Chalk Formation, Seaford Chalk Formation and Newhaven Chalk Formation (Undifferentiated) (Chalk)				x	x	x	x	x								Secondary Aquifer - Undifferentiated	Principal Aquifer	SPZ III	20	Minor	Likely	Low	Unlikely to directly impact the route but may affect local groundwater quality in this area of the development boundary	The potential source will not be disturbed by proposed construction or operation activities and as such it is unlikely any pollutant pathway will be created.	Minor	Unlikely	Low	No further consideration necessary.		
East Tibury Battery	HLU0721	Constructed approximately 1889-1890. Decommissioned approximately 1913, but remains are still present at the site.	Metals, petroleum hydrocarbons, PAH, explosives, sulphates.	Within Order Limits and study area	River Terrace Deposits (Undifferentiated) (Clay and Silt)	Thanet Formation (Sand, Silt and Clay)	x			x			x	x	x		x					Secondary Aquifer - Undifferentiated	Secondary Aquifer - A	SPZ III	105	Minor	Likely	Low	Unlikely to be a significant risk. Localised impacts to soil may be present from historical material storage or spillages.	The potential source will not be disturbed by proposed construction or operation activities and as such it is unlikely any pollutant pathway will be created.	Minor	Unlikely	Low	No further consideration necessary.		
Saltings Landfill	HLU0728	Former landfill for river dredging, inert waste and liquid sludge approximately 1988-1993.	Metals, inorganics, TBT, hazardous gases.	Within Order Limits and study area	Beach and Tidal Flat Deposits (Undifferentiated) (Clay, Silt and Sand)	Lewes Nodular Chalk Formation, Seaford Chalk Formation and Newhaven Chalk Formation (Undifferentiated) (Chalk); Thanet Formation (Sand, Silt and Clay)							x	x	x							Secondary Aquifer - Undifferentiated	Principal Aquifer; Secondary Aquifer - A	SPZ III	0	Minor	Likely	Low	Potential for range of contaminants to be present. Potential for ground gas generation from organic wastes (dredgings) and natural aluminium. Confined spaces and human health receptors are assumed to be absent. May influence local groundwater quality baseline.	The landfill is located beyond the red line boundary and no intrusive works are proposed on the site. Proposed ecological habitat mitigation is proposed adjacent to the south west of the potential source. Whilst unlikely, there is a possible plausible pollutant linkage. The potential source is of a scale that can be dealt with by standard protocols including a watching brief and materials management, as required by the project REAC.	Minor	Low Likelihood	Low	Implementation of standard protocols including watching brief and materials management as detailed in the REAC as required.		
Goshems Farm	HLU0538	Farmyard and farm buildings.	PAH, metals, inorganics, petroleum hydrocarbons, pesticides, asbestos, ammoniacal nitrogen, microbial contamination, hazardous gases.	Within Order Limits and study area	Lynch Hill Gravel Member (Sand and Gravel)	Thanet Formation (Sand)			x		x	x	x				x	x				Secondary Aquifer - A	Secondary Aquifer - A	SPZ III	408	Minor	Likely	Low	Unlikely to be a significant risk due to likely size of primary sources. Localised impacts to soil may be present from historical material storage or spillages.	Proposed utility works run along the west and south boundaries of the potential source. Though unlikely, the potential source may be disturbed by proposed construction or operation activities. If any localised impacts to soil are present that may be disturbed by proposed construction or operation activities, this can be dealt with by standard protocols including watching brief and materials management, as required by the project REAC.	Minor	Unlikely	Low	Implementation of standard protocols including watching brief and materials management as detailed in the REAC as required.		
Infilled pond adjacent and north of Station Road	HLU0514	Small pond potentially infilled by 1939.	Metals, asbestos, petroleum hydrocarbons, PAH, inorganics, hazardous gases.	Within Order Limits and study area	Head (Clay, Silt, Sand and Gravel)	Thanet Formation (Sand)	x		x	x	x	x	x	x		x						Secondary Aquifer - Undifferentiated	Secondary Aquifer - A	SPZ III	47	Minor	Likely	Low	Unlikely to be a significant risk due to size of source and age of the fill material. Mostly beneath existing Station Road.	The potential source will not be disturbed by proposed construction or operation activities and as such no pathway will be created. Therefore there is no plausible pollutant linkage.	Minor	Unlikely	Low	No further consideration necessary.		
Former railway engine house	HLU0828	Railway cisterns, wells and engine house. Extant prior to 1865. Removed between 1967 and 1973.	Metals, PAH, petroleum hydrocarbons, PCB, inorganics, phenols, asbestos.	Within Order Limits and study area	Alluvium (Clay, Silty, Peaty, Sandy)	Thanet Formation (Sand)	x		x	x	x	x	x	x	x	x	x	x				Secondary Aquifer - Undifferentiated; Secondary Aquifer - A	Secondary Aquifer - A	SPZ III	0	Medium	Likely	Medium	Localised impacts to soil may be present from historical material storage or spillages. Location near north portal increases the potential for adverse effect on the route.	Proposed intrusive utility works cross the potential source. The potential source may be disturbed by proposed construction or operation activities and as such a pathway may be created. Further investigation and mitigation will be required as detailed in the REAC.	Mild	Likely	Low	The requirement for further assessment and mitigation is detailed in the REAC.		
Tibury East Railway Sidings	HLU0625	Railway and sidings mapped from 1959 to 1966. Dismantled by 1973.	Metals, petroleum hydrocarbons, asbestos, inorganics, PAH, VOC and SVOC	Within Order Limits and study area	Alluvium	Seaford Chalk Formation and Newhaven Chalk Formation (undifferentiated) (Chalk)	x		x	x	x	x	x	x		x						Secondary Aquifer - Undifferentiated	Principal Aquifer	None	0	Minor	Low likelihood	Low	Localised impacts to soil may be present from historical material storage or spillages and potential for encountering historic railway embankment and track ballast of unknown composition. Unlikely to be disturbed given the access route is currently in place as a surfaced main road.	The main works construction access route and historical access route transects the potential source. Whilst unlikely, the potential source may be disturbed by proposed construction or operation activities and as such a pathway may be created. Therefore there is a possible plausible pollutant linkage. The potential source is of a scale that can be dealt with by standard protocols including a watching brief and materials management, as required by the project REAC.	Minor	Unlikely	Low	Implementation of standard protocols including watching brief and materials management as detailed in the REAC as required.		





Name	Ref. No	Description	Potential Contaminants associated with contaminant source	Location and Geology		Potential Pathways													Human Health Receptors				Controlled Water Receptors				Preliminary Qualitative Risk Assessment				Generic Quantitative Risk Assessment				
				Location with respect to Order Limits and Study Area	Generalised Superficial Geology	Generalised Bedrock Geology	D-S	D-G	A	V	F	S-G	G-L	G-SW	R-SW	RH01	RH02	RH03	RH04	RH05	RH06	Superficial Aquifer	Bedrock Aquifer	SPZ	Surface Water	Severity	Likelihood	Preliminary Qualitative Risk Assessment Rating	Potential Significance of Pollutant Linkage(s)	Discussion of Further Assessment in Relation to Proposed Design and GQRA	Severity	Likelihood	Generic Quantitative Risk Assessment Rating	Outcome of Further Assessment in Relation to Proposed Design and GQRA	
							Superficial Geology provided by BGS		Bedrock Geology provided by BGS		Direct/direct contact and incidental ingestion of contaminated soil	Direct/direct contact and incidental ingestion of contaminated ground-water	Ingestion of soil or wind-blown dust	Build-up of vapour or gases in confined spaces	Uptake of hydrocarbons or wind-blown dust or fibres	Leaching of contaminants from soil into groundwater	Migration of contaminated groundwater or effluent	Groundwater migration to surface waters	Contaminated runoff water and seepage from land to surface waters	Construction workers	Operational staff	Road users	Adjacent land users - residents	On-site and adjacent land users - public open space	Adjacent land users - industrial, commercial and agricultural workers, and users of recreational sites										Aquifer(s)
1	2	3	4	5	9	10	11	12	13	14	15	16	17	18	19	20	21	22	23	24	25	26	27	28	29	30	31	32	33	34	35	36	37	38	
Radon gas within phosphatic chalk	HLU9903	Radon gas generated by areas of phosphatic chalk (if present).	Hazardous gases, nutrients	Within Order Limits and study area	Various	Lewes Nodular Chalk Formation, Scaford Chalk Formation and Newhaven Chalk Formation (Undifferentiated) (Chalk)				x	x					x	x	x				N/A	N/A	None	N/A	Mild	Likely	Low	Potential for encountering radon (carcinogenic) if phosphatic chalk encountered. Currently no evidence it is present. May require additional controls to be in place if present.	No evidence of phosphatic chalk has been recorded during site investigation, therefore no associated source of radon encountered.	Minor	Unlikely	Low	No further consideration necessary.	



## Annex B-B Soil assessment screening results

Chem Group	ChemName	output unit	EQL	Field ID Location Code Sample Depth Range	Matrix Description	Sampled Date Time									
						11/11/2019	11/11/2019	11/11/2019	11/11/2019	11/11/2019	11/11/2019	11/11/2019	11/11/2019	11/11/2019	11/11/2019
				BH06014-X-0.05-ES-191111 BH06014 0.05	BH06014-X-0.50-ES-191111 BH06014 0.5	BH06014-X-1.00-ES-191111 BH06014 1	BH06014-X-1.20-ES-191111 BH06014 1.2	BH06014-X-1.60-ES-191111 BH06014 1.6	BH06014-X-2.60-ES-191111 BH06014 2.6	BH06014-X-3.60-ES-191111 BH06014 3.6	BH06014-X-4.50-ES-191111 BH06014 4.5	BH06014-X-5.50-ES-191111 BH06014 5.5			
				LOM S4UL Public Open Space (POS) Residential - 1% SOM											
				C4SL Public Open Space (POS) Residential											
Chem Group	ChemName	output unit	EQL												
Anthrax	Detection of Anthrax (Bacillus Anthracis)														
Metals	Antimony	mg/kg	0.1												
	Arsenic	mg/kg	0.3	79	79	14.1	10.2	10.7	12.2	13.7	5.1	20.4	41.8		
	Boron	mg/kg	0.5	21000	2.9	2.5	2.5	2.7	2.2	3	4.2	5.8	12.4		
	Cadmium	mg/kg	0.02	220	120	0.36	0.25	0.25	0.36	0.38	0.38	0.75	1.2		
	Chromium (hexavalent)	mg/kg	0.1	21	7.7	<0.1	<0.1	<0.1	<0.1	<0.1	<0.1	<0.1	<0.1		
	Chromium	mg/kg	0.5	21	**	41.5	38.3	36.2	34.8	14.1	266.1	94.9	149.5		
	Cobalt	mg/kg	0.1												
	Cooper	mg/kg	0.5	12000	38.9	26.8	30.8	38.4	8.4	940.1	1680	1184	6215		
	Lead	mg/kg	0.5	630	630	48	25	23.1	49.4	5.4	237	127.6	697.8		
	Mercury	mg/kg	0.1		**	<0.1	<0.1	<0.1	<0.1	<0.1	0.17	0.47	0.57		
	Molybdenum	mg/kg	0.1		1.4	0.6	0.6	0.6	1	1.5	0.9	3.8	6.9		
	Nickel	mg/kg	0.2	23000	47.8	34.5	37.1	34.1	7	86.6	98.2	99.8	380.1		
	Selenium	mg/kg	0.5	1100	1.5	1.3	1.4	1.3	<0.5	1	0.8	0.8	1.1		
	Vanadium	mg/kg	0.2	2000	57.4	56	52.8	50.7	16.3	46.5	20.8	37.4	50.1		
	Zinc	mg/kg	1.9	81000	112.8	83.2	83.2	96	110.6	153	130.3	445.9	80.5		
Asbestos	Anthophyllite	Detect													
	Asbestos Containing Material	Detect													
	Asbestos Analysis Comments														
	Asbestos PCOM Quantification	%	0.001												
	Asbestos Quantification Total	%	0.001												
	Asbestos: Actinolite	Detect													
	Additional Asbestos Components (Using TMO48)	Comment													
	Crocidolite Asbestos	Detect													
	Asbestos Gravimetric Quantification	%	0.001												
	Asbestos ID (Stage 1)	Detect		NAD	NAD	NAD	NAD	NAD	NAD	NAD	NAD	NAD	NAD		
	Chrysotile Asbestos	Detect													
	Amosite Asbestos	Detect													
	Non-Asbestos Fibre	Detect													
	Tremolite	Detect													
Inorganics	Ammoniacal Nitrogen as N	mg/kg	12												
	Cyanide (Free)	mg/kg	0.5		<0.5	<0.5	<0.5	<0.5	<0.5	<0.5	<0.5	<0.5	<0.5		
	Cyanide Total	mg/kg	0.5		<0.5	<0.5	<0.5	<0.5	<0.5	<0.5	<0.5	<0.5	<0.5		
	Cyanides-complex	mg/kg	1												
	Phosphorus	mg/kg	4												
PAH	Coronene	mg/kg	0.3												
	Naphthalene	mg/kg	0.005	4900	<0.08	<0.08	<0.08	<0.08	0.33	<0.08	<0.08	<0.08	0.17		
	Acenaphthene	mg/kg	0.008	15000	<0.08	<0.08	<0.08	<0.08	<0.08	<0.08	<0.08	<0.08	<0.08		
	Acenaphthylene	mg/kg	0.012	19000	<0.08	<0.08	<0.08	<0.08	<0.08	<0.08	<0.08	<0.08	<0.08		
	Fluoranthene	mg/kg	0.017	3100	<0.08	<0.08	0.82	<0.08	<0.08	0.76	0.12	0.15	0.55		
	Anthracene	mg/kg	0.016	74000	<0.08	<0.08	0.15	<0.08	<0.08	0.46	<0.08	<0.08	0.09		
	Phenanthrene	mg/kg	0.015	3100	<0.08	<0.08	0.52	<0.08	<0.08	2.26	<0.08	0.09	0.43		
	Fluorene	mg/kg	0.01	9000	<0.08	<0.08	<0.08	<0.08	<0.08	0.73	<0.08	<0.08	<0.08		
	Chrysene	mg/kg	0.01	57	<0.08	<0.08	0.36	<0.08	<0.08	0.24	<0.08	0.11	0.41		
	Pyrene	mg/kg	0.015	7400	<0.08	<0.08	0.72	<0.08	<0.08	0.55	0.1	0.12	0.45		
	Benzo(a)anthracene	mg/kg	0.014	29	<0.08	<0.08	0.33	<0.08	<0.08	0.23	<0.08	0.09	0.34		
	Benzo(b)fluoranthene	mg/kg	0.015	7.1	<0.08	<0.08	0.44	<0.08	<0.08	0.09	<0.08	0.17	0.59		
	Benzo(k)fluoranthene	mg/kg	0.014	190	<0.08	<0.08	0.14	<0.08	<0.08	0.11	<0.08	<0.08	0.19		
	Benzo(a)pyrene	mg/kg	0.015	5.7	<0.08	<0.08	0.33	<0.08	<0.08	0.2	<0.08	0.11	0.35		
	Dibenz(a,h)anthracene	mg/kg	0.023	0.57	<0.08	<0.08	<0.08	<0.08	<0.08	<0.08	<0.08	<0.08	<0.08		
	Benzo(g,h,i)perylene	mg/kg	0.024	640	<0.08	<0.08	0.17	<0.08	<0.08	0.13	<0.08	0.16	0.26		
	Indeno(1,2,3-c,d)pyrene	mg/kg	0.018	82	<0.08	<0.08	0.19	<0.08	<0.08	0.17	<0.08	0.14	0.31		
	PAH 16 Total	mg/kg	0.118		<1.28	<1.28	<1.28	<1.28	<1.28	<8.14	<1.35	<1.7	<4.46		
TPH CWG	>C6-C8 Aliphatics	mg/kg	0.1		<0.2	<0.2	<0.2	<0.2	<0.2	<0.2	<0.2	<0.2	<0.2		
	>C6-C7 Aliphatics	mg/kg	0.2	600000	<0.2	<0.2	<0.2	<0.2	<0.2	<0.2	<0.2	<0.2	<0.2		
	>C6-C8 Aliphatics	mg/kg	0.1	600000	<0.2	<0.2	<0.2	<0.2	<0.2	<0.2	<0.2	<0.2	<0.2		
	>C10-C44 Aliphatics	mg/kg	5												
	>C7-C8 Aliphatics	mg/kg	0.2		<0.2	<0.2	<0.2	<0.2	<0.2	<0.2	<0.2	<0.2	<0.2		
	>C10-C44 Aliphatics/Aromatics	mg/kg	10												
	>C8-C10 Aliphatics	mg/kg	0.1	13000	<0.2	<0.2	<0.2	<0.2	<0.2	<0.2	<0.2	<0.2	<0.2		
	>C10-C12 Aliphatics	mg/kg	0.1	13000	<4	<4	<4	<4	<4	<4	<4	<4	<4		
	>C12-C16 Aliphatics	mg/kg	0.1	19000	<4	<4	<4	<4	<4	4.09	<4	<4	<4		
	>C16-C21 Aliphatics	mg/kg	0.1	125000 <sup>PM</sup>	<4	8.14	4.16	<4	<4	4.09	8.36	10.3	6.88		
	>C21-C35 Aliphatics	mg/kg	0.1	125000 <sup>PM</sup>	19.5	<8.76	18.8	13.1	13.9	15.6	23.4	41	42.1		
	>C35-C44 Aliphatics	mg/kg	0.1	250000											
	>C5-C10 Aliphatics	mg/kg	0.05												
	>C8-C40 Aliphatics	mg/kg	20	27.4	<20	31.4	22.5	21.4	24.3	37.5	60.7	53.3			
	Total Aliphatics >C12-C44	mg/kg	0.1												
	>E5-EC10 Aromatics	mg/kg	0.05												
	>E5-EC7 Aromatics	mg/kg	0.01	56000	<0.01	<0.01	<0.01	<0.01	<0.01	<0.01	<0.01	<0.01	<0.01		
	>EC6-EC7 Aromatics	mg/kg	0.01												
	>EC7-EC8 Aromatics	mg/kg	0.01	56000	<0.01	<0.01	<0.01	<0.01	<0.01	<0.01	<0.01	<0.01	<0.01		
	>EC8-EC10 Aromatics	mg/kg	0.01	5000	<4	<4	<4	<4	6.51	11.1	7.52	7.16	13.3		
	>EC10-EC12 Aromatics	mg/kg	0.01	5000	6.41	<4	5.13	5.14	<4	<4	<4	<4	<4		
	>EC8-EC40 Aromatics	mg/kg	20	25.2	27.1	28.5	26.8	20.4	70.4	99.8	80.2	90	123		
	>EC10-EC44 Aromatics	mg/kg	5												
	>EC12-EC16 Aromatics	mg/kg	0.1	5100	8.17	8.63	7.19	6.48	9.43	16.7	11.7	10.6	18.5		
	>EC16-EC21 Aromatics	mg/kg	0.1	3800	<4	<4	5.89	<4	9.82	19.3	12.9	12.9	17.5		
	>EC21-EC35 Aromatics	mg/kg	0.1	3800	<8.76	<8.76	10.4	53.6	50.4	46	53.6	53.6	72.8		
	>EC35-EC44 Aromatics	mg/kg	0.1	3800											
	>EC40-EC44 Aromatics	mg/kg	0.1												
	>EC12-EC44 Aromatics	mg/kg	0.1												
	TPH Aliphatics & Aromatics >C5-44	mg/kg	0.1												

Chem Group	ChemName	output unit	EQL	Field ID	BH06014-X-0.05-ES-191111	BH06014-X-0.50-ES-191111	BH06014-X-1.00-ES-191111	BH06014-X-1.20-ES-191111	BH06014-X-1.60-ES-191119	BH06014-X-2.60-ES-191119	BH06014-X-3.60-ES-191119	BH06014-X-4.50-ES-191119	BH06014-X-5.50-ES-191119	
				Location Code	BH06014	BH06014	BH06014	BH06014	BH06014	BH06014	BH06014	BH06014	BH06014	BH06014
				Sample Depth Range	0.05	0.5	1	1.2	1.6	2.6	3.6	4.5	5.5	
				Sampled Date Time	11/11/2019	11/11/2019	11/11/2019	11/11/2019	19/11/2019	19/11/2019	19/11/2019	19/11/2019		
				Matrix Description	LQM S4UL Public Open Space (POS) Residential - 1% SOM									
				C4SL Public Open Space (POS) Residential										
TPH	>C6-C8	mg/kg	0.02		<0.2	<0.2	<0.2	<0.2	<0.2	<0.2	<0.2	<0.2	<0.2	
	>C6-C7	mg/kg	0.02		<0.2	<0.2	<0.2	<0.2	<0.2	<0.2	<0.2	<0.2	<0.2	
	>C7-C8	mg/kg	0.02		<0.2	<0.2	<0.2	<0.2	<0.2	<0.2	<0.2	<0.2	<0.2	
	>C6-C6	mg/kg	0.2		-	-	-	-	-	-	-	-	-	
	>C8-C10	mg/kg	0.02		<0.2	<0.2	<0.2	<0.2	<0.2	<0.2	<0.2	<0.2	<0.2	
	>C10-C12	mg/kg	0.02		-	-	-	-	-	-	-	-	-	
	>C12-C16	mg/kg	2		-	-	-	-	-	-	-	-	-	
	>C16-C21	mg/kg	2		-	-	-	-	-	-	-	-	-	
	>C21-C28	mg/kg	35		-	-	-	-	-	-	-	-	-	
	>C21-C35	mg/kg	4.38		-	-	-	-	-	-	-	-	-	
	>C28-C35	mg/kg	35		-	-	-	-	-	-	-	-	-	
	>C31-C40	mg/kg	10		-	-	-	-	-	-	-	-	-	
	>C35-C40	mg/kg	35		-	-	-	-	-	-	-	-	-	
	GRO >C5-10	mg/kg	0.02		-	-	-	-	-	-	-	-	-	
	TPH >C8-C40	mg/kg	10		-	-	-	-	-	-	-	-	-	
	EPH >C5-40	mg/kg	35		-	-	-	-	-	-	-	-	-	
	EPH >C10-40	mg/kg	35		-	-	-	-	-	-	-	-	-	
	GRO	mg/kg	0.2		<0.2	<0.2	<0.2	<0.2	<0.2	<0.2	<0.2	<0.2	<0.2	
	GRO >C5-12	mg/kg	0.1		-	-	-	-	-	-	-	-	-	
	TPH by GC/ED (AR)	mg/kg	10		-	-	-	-	-	-	-	-	-	
	BTEX and MTBE	Benzene	mg/kg	0.001	140	72	<0.001	<0.001	<0.001	<0.01	<0.001	<0.001	<0.001	<0.001
Toluene		mg/kg	0.005	56000		<0.005	<0.005	<0.01	<0.005	<0.005	<0.005	<0.005	<0.005	
Ethylbenzene		mg/kg	0.002	24000		<0.01	<0.01	<0.01	<0.002	<0.01	<0.01	<0.01	<0.01	
Xylene (m & o)		mg/kg	0.004	41000		<0.004	<0.004	<0.004	<0.004	<0.004	<0.004	<0.004	<0.004	
Xylene (o)		mg/kg	0.002	41000		<0.002	<0.002	<0.002	<0.002	<0.002	<0.002	<0.002	<0.002	
Xylene Total		mg/kg	0.02			<0.03	<0.03	<0.03	<0.03	<0.03	<0.03	<0.03	<0.03	
MTBE		mg/kg	0.001			-	-	<0.001	-	-	-	-	-	
Total BTEX		mg/kg	0.04			-	-	-	-	-	-	-	-	
VOC		Styrene	mg/kg	0.001			-	-	<0.001	-	-	-	-	-
		cis-1,3-dichloroethene	mg/kg	0.001			-	-	<0.001	-	-	-	-	-
	trans-1,3-dichloroethene	mg/kg	0.001			-	-	<0.001	-	-	-	-	-	
	1,1,1,2-tetrachloroethane	mg/kg	0.001	1400		-	-	<0.001	-	-	-	-	-	
	1,1,1-trichloroethane	mg/kg	0.001	140000		-	-	<0.001	-	-	-	-	-	
	1,1,2,2-tetrachloroethane	mg/kg	0.001	1400		-	-	<0.001	-	-	-	-	-	
	1,1,1,2-tetrachloroethane	mg/kg	0.001			-	-	<0.001	-	-	-	-	-	
	1,1-dichloroethane	mg/kg	0.001			-	-	<0.001	-	-	-	-	-	
	1,1-dichloroethene	mg/kg	0.001			-	-	<0.001	-	-	-	-	-	
	1,1-dichloropropane	mg/kg	0.001			-	-	<0.001	-	-	-	-	-	
	1,2-3-trichloropropane	mg/kg	0.001			-	-	<0.001	-	-	-	-	-	
	1,2-dibromo-3-chloropropane	mg/kg	0.001			-	-	<0.001	-	-	-	-	-	
	1,2-dibromoethane	mg/kg	0.001			-	-	<0.001	-	-	-	-	-	
	1,2-dichloroethane	mg/kg	0.001	29		-	-	<0.001	-	-	-	-	-	
	1,2-dichloroethene	mg/kg	0.001			-	-	<0.001	-	-	-	-	-	
	1,3,5-trimethylbenzene	mg/kg	0.001			-	-	<0.001	-	-	-	-	-	
	1,3-dichloropropane	mg/kg	0.001			-	-	<0.001	-	-	-	-	-	
	2,2-dichloropropane	mg/kg	0.001			-	-	<0.001	-	-	-	-	-	
	2-chlorotoluene	mg/kg	0.001			-	-	<0.001	-	-	-	-	-	
	4-chlorotoluene	mg/kg	0.001			-	-	<0.001	-	-	-	-	-	
	Bromobenzene	mg/kg	0.001			-	-	<0.001	-	-	-	-	-	
	Bromochloromethane	mg/kg	0.001			-	-	<0.001	-	-	-	-	-	
	Bromodichloromethane	mg/kg	0.001			-	-	<0.001	-	-	-	-	-	
	Bromoform	mg/kg	0.001			-	-	<0.001	-	-	-	-	-	
	Bromomethane	mg/kg	0.001			-	-	<0.001	-	-	-	-	-	
	Carbon disulfide	mg/kg	0.007	11000		-	-	<0.001	-	-	-	-	-	
	Carbon tetrachloride	mg/kg	0.001	890		-	-	<0.001	-	-	-	-	-	
	Chlorobromomethane	mg/kg	0.001			-	-	<0.001	-	-	-	-	-	
	Chloroethane	mg/kg	0.002			-	-	<0.002	-	-	-	-	-	
	Chloroform	mg/kg	0.001	2500		-	-	<0.001	-	-	-	-	-	
	Chloromethane	mg/kg	0.003			-	-	<0.003	-	-	-	-	-	
	cis-1,2-dichloroethene	mg/kg	0.005			-	-	<0.005	-	-	-	-	-	
	Dibromomethane	mg/kg	0.001			-	-	<0.001	-	-	-	-	-	
Dichlorodifluoromethane	mg/kg	0.001			-	-	<0.001	-	-	-	-	-		
Dichloromethane	mg/kg	0.01			-	-	<0.001	-	-	-	-	-		
Isopropylbenzene	mg/kg	0.001			-	-	<0.001	-	-	-	-	-		
n-butylbenzene	mg/kg	0.001			-	-	<0.001	-	-	-	-	-		
n-propylbenzene	mg/kg	0.001			-	-	<0.001	-	-	-	-	-		
p-isocrotyltoluene	mg/kg	0.001			-	-	<0.001	-	-	-	-	-		
sec-butylbenzene	mg/kg	0.001			-	-	<0.001	-	-	-	-	-		
Trichloroethene	mg/kg	0.001	120		-	-	<0.001	-	-	-	-	-		
tert-butylbenzene	mg/kg	0.001			-	-	<0.001	-	-	-	-	-		
Tetrachloroethene	mg/kg	0.003	1400		-	-	<0.003	-	-	-	-	-		
trans-1,2-dichloroethene	mg/kg	0.001			-	-	<0.001	-	-	-	-	-		
Trichlorofluoromethane	mg/kg	0.001			-	-	<0.001	-	-	-	-	-		
Vinyl chloride	mg/kg	0.001	3.5		-	-	<0.001	-	-	-	-	-		
tert-Amyl methyl ether	mg/kg	0.01			-	-	<0.001	-	-	-	-	-		
VOC/SVOC	1,2,3-trichlorobenzene	mg/kg	0.001	1800		-	-	<0.003	-	-	-	-	-	
	1,2,4-trichlorobenzene	mg/kg	0.003	15000		-	-	<0.003	-	-	-	-	-	
	1,2-dichlorobenzene	mg/kg	0.001	90000		-	-	<0.001	-	-	-	-	-	
	1,3,5-Trichlorobenzene	mg/kg	0.001	1700		-	-	<0.001	-	-	-	-	-	
	1,3-dichlorobenzene	mg/kg	0.001	300		-	-	<0.001	-	-	-	-	-	
	1,4-dichlorobenzene	mg/kg	0.001	17000		-	-	<0.001	-	-	-	-	-	
	Chlorobenzene	mg/kg	0.001	11000		-	-	<0.001	-	-	-	-	-	
	Hexachlorobutadiene	mg/kg	0.002	25		-	-	<0.002	-	-	-	-	-	

Chem Group	ChemName	output unit	EQL	Field ID	BH06014-X-0.05-ES-191111	BH06014-X-0.50-ES-191111	BH06014-X-1.00-ES-191111	BH06014-X-1.20-ES-191111	BH06014-X-1.60-ES-191111	BH06014-X-2.60-ES-191111	BH06014-X-3.60-ES-191111	BH06014-X-4.50-ES-191111	BH06014-X-5.50-ES-191111		
				Location Code	BH06014	BH06014	BH06014	BH06014	BH06014	BH06014	BH06014	BH06014	BH06014	BH06014	BH06014
				Sample Depth Range	0.05	0.5	1	1.2	1.6	2.6	3.6	4.5	5.5		
				Sampled Date Time	11/11/2019	11/11/2019	11/11/2019	11/11/2019	19/11/2019	19/11/2019	19/11/2019	19/11/2019			
				Matrix Description	LQM S4UL Public Open Space (POS) Residential - 1% SOM										
				C4SL Public Open Space (POS) Residential											
SVOC	Benzyl alcohol	mg/kg	0.5	-	-	-	-	-	-	-	-	-	-		
	Diphenyl ether	mg/kg	0.1	-	-	-	-	-	-	-	-	-	-		
	4-bromophenyl phenyl ether	mg/kg	0.1	-	-	-	-	-	-	-	-	-	-		
	4-nitroaniline	mg/kg	0.1	-	-	-	-	-	-	-	-	-	-		
	4-nitrophenol	mg/kg	0.1	-	-	-	-	-	-	-	-	-	-		
	1,1-Biohenyl	mg/kg	0.1	-	-	-	-	-	-	-	-	-	-		
	1,2,3,4-tetrachlorobenzene	mg/kg	0.001	830	-	-	-	-	-	-	-	-	-		
	1-Methylnaphthalene	mg/kg	0.1	-	-	-	-	-	-	-	-	-	-		
	2,4,5-trichlorophenol	mg/kg	0.1	-	-	-	-	-	-	-	-	-	-		
	2,4,6-trichlorophenol	mg/kg	0.1	-	-	-	-	-	-	-	-	-	-		
	2,4-dichlorophenol	mg/kg	0.1	-	-	-	-	-	-	-	-	-	-		
	2,4-dimethylphenol	mg/kg	0.1	-	-	-	-	-	-	-	-	-	-		
	2,4-dinitrophenol	mg/kg	0.5	-	-	-	-	-	-	-	-	-	-		
	2,4-dinitrotoluene	mg/kg	0.1	-	-	-	-	-	-	-	-	-	-		
	2,6-dinitrotoluene	mg/kg	0.1	-	-	-	-	-	-	-	-	-	-		
	2-chloronaphthalene	mg/kg	0.1	-	-	-	-	-	-	-	-	-	-		
	2-chlorophenol	mg/kg	0.1	-	-	-	-	-	-	-	-	-	-		
	2-methylnaphthalene	mg/kg	0.1	-	-	-	-	-	-	-	-	-	-		
	2-methylphenol	mg/kg	0.1	-	-	-	-	-	-	-	-	-	-		
	2-nitroaniline	mg/kg	0.1	-	-	-	-	-	-	-	-	-	-		
	2-nitrophenol	mg/kg	0.1	-	-	-	-	-	-	-	-	-	-		
	3-nitroaniline	mg/kg	0.1	-	-	-	-	-	-	-	-	-	-		
	4,6-Dinitro-2-methylphenol	mg/kg	0.2	-	-	-	-	-	-	-	-	-	-		
	4-chloro-3-methylphenol	mg/kg	0.1	-	-	-	-	-	-	-	-	-	-		
	4-chloroaniline	mg/kg	0.1	-	-	-	-	-	-	-	-	-	-		
	4-chlorophenol	mg/kg	0.5	620	-	-	-	-	-	-	-	-	-		
	4-chlorophenyl phenyl ether	mg/kg	0.1	-	-	-	-	-	-	-	-	-	-		
	4-methylphenol	mg/kg	0.1	-	-	-	-	-	-	-	-	-	-		
	Azobenzene	mg/kg	0.1	-	-	-	-	-	-	-	-	-	-		
	Benzoic Acid	mg/kg	0.5	-	-	-	-	-	-	-	-	-	-		
	Bis(2-chlorophenyl) methane	mg/kg	0.1	-	-	-	-	-	-	-	-	-	-		
	Bis(2-chloroethyl) ether	mg/kg	0.1	-	-	-	-	-	-	-	-	-	-		
	Bis(2-chloroisopropyl) ether	mg/kg	0.1	-	-	-	-	-	-	-	-	-	-		
	Bis(2-ethylhexyl) phthalate	mg/kg	0.1	-	-	-	-	-	-	-	-	-	-		
	Butyl benzyl phthalate	mg/kg	0.1	-	-	-	-	-	-	-	-	-	-		
	Cabazole	mg/kg	0.1	-	-	-	-	-	-	-	-	-	-		
	Dibenzofuran	mg/kg	0.1	-	-	-	-	-	-	-	-	-	-		
	Diethylphthalate	mg/kg	0.1	-	-	-	-	-	-	-	-	-	-		
	Dimethyl phthalate	mg/kg	0.1	-	-	-	-	-	-	-	-	-	-		
	Di-n-butyl phthalate	mg/kg	0.1	-	-	-	-	-	-	-	-	-	-		
	Di-n-octyl phthalate	mg/kg	0.1	-	-	-	-	-	-	-	-	-	-		
	Hexachlorobenzene	mg/kg	0.002	16	-	-	-	-	-	-	-	-	-		
	Hexachlorocyclopentadiene	mg/kg	0.1	-	-	-	-	-	-	-	-	-	-		
	Hexachloroethane	mg/kg	0.1	-	-	-	-	-	-	-	-	-	-		
	Isophorone	mg/kg	0.1	-	-	-	-	-	-	-	-	-	-		
Nitrobenzene	mg/kg	0.1	-	-	-	-	-	-	-	-	-	-			
N-nitrosodipropylamine	mg/kg	0.1	-	-	-	-	-	-	-	-	-	-			
n-Nitrosodiphenylamine	mg/kg	0.1	-	-	-	-	-	-	-	-	-	-			
Pentachlorobenzene	mg/kg	0.001	100	-	-	-	-	-	-	-	-	-			
Pentachloronitrobenzene	mg/kg	0.05	-	-	-	-	-	-	-	-	-	-			
Pentachlorophenol	mg/kg	0.1	60	-	-	-	-	-	-	-	-	-			
PCB	PCB-110	mg/kg	-	-	-	-	-	-	-	-	-	-	-		
	PCB-128	mg/kg	-	-	-	-	-	-	-	-	-	-	-		
	PCB-141	mg/kg	-	-	-	-	-	-	-	-	-	-	-		
	PCB-149	mg/kg	-	-	-	-	-	-	-	-	-	-	-		
	PCB-151	mg/kg	-	-	-	-	-	-	-	-	-	-	-		
	PCB-158	mg/kg	-	-	-	-	-	-	-	-	-	-	-		
	PCB-170	mg/kg	-	-	-	-	-	-	-	-	-	-	-		
	PCB-18	mg/kg	-	-	-	-	-	-	-	-	-	-	-		
	PCB-183	mg/kg	-	-	-	-	-	-	-	-	-	-	-		
	PCB-187	mg/kg	-	-	-	-	-	-	-	-	-	-	-		
	PCB-194	mg/kg	-	-	-	-	-	-	-	-	-	-	-		
	PCB-31	mg/kg	-	-	-	-	-	-	-	-	-	-	-		
	PCB-44	mg/kg	-	-	-	-	-	-	-	-	-	-	-		
	PCB-49	mg/kg	-	-	-	-	-	-	-	-	-	-	-		
	2,2,4-tetrachloro-1,1-Biphenyl	mg/kg	-	-	-	-	-	-	-	-	-	-	-		
	2,3,4,4-tetrachloro-1,1-Biphenyl	mg/kg	-	-	-	-	-	-	-	-	-	-	-		
	Heptachlorobiphenyl, 2,3,3,4,4,5,5- (PCB 189)	mg/kg	0.003	-	-	-	-	-	-	-	-	-	-		
	Hexachlorobiphenyl, 2,3,3,4,4,5- (PCB 156)	mg/kg	0.003	-	-	-	-	-	-	-	-	-	-		
	Hexachlorobiphenyl, 2,3,3,4,4,5- (PCB 157)	mg/kg	0.003	-	-	-	-	-	-	-	-	-	-		
	Hexachlorobiphenyl, 2,3,4,4,5,5- (PCB 167)	mg/kg	0.003	-	-	-	-	-	-	-	-	-	-		
	Hexachlorobiphenyl, 3,3,4,4,5,5- (PCB 169)	mg/kg	0.003	-	-	-	-	-	-	-	-	-	-		
	PCB 101	mg/kg	0.003	-	-	-	-	-	-	-	-	-	-		
	PCB 118	mg/kg	0.003	-	-	-	-	-	-	-	-	-	-		
	PCB 138	mg/kg	0.003	-	-	-	-	-	-	-	-	-	-		
	PCB 153	mg/kg	0.003	-	-	-	-	-	-	-	-	-	-		
	PCB 160	mg/kg	0.003	-	-	-	-	-	-	-	-	-	-		
	PCB 26	mg/kg	0.003	-	-	-	-	-	-	-	-	-	-		
PCB 52	mg/kg	0.003	-	-	-	-	-	-	-	-	-	-			
Pentachlorobiphenyl, 2,3,3,4,4- (PCB 105)	mg/kg	0.003	-	-	-	-	-	-	-	-	-	-			
Pentachlorobiphenyl, 2,3,3,4,4,5- (PCB 114)	mg/kg	0.003	-	-	-	-	-	-	-	-	-	-			
Pentachlorobiphenyl, 2,3,4,4,5- (PCB 123)	mg/kg	0.003	-	-	-	-	-	-	-	-	-	-			
Pentachlorobiphenyl, 3,3,4,4,5- (PCB 126)	mg/kg	0.003	-	-	-	-	-	-	-	-	-	-			
Tetrachlorobiphenyl, 3,3,4,4- (PCB 77)	mg/kg	0.003	-	-	-	-	-	-	-	-	-	-			
Tetrachlorobiphenyl, 3,4,4,5- (PCB 81)	mg/kg	0.003	-	-	-	-	-	-	-	-	-	-			
Total PCB 7 congeners	mg/kg	0.021	-	-	-	-	-	-	-	-	-	-			
Total PCB WHO 12	mg/kg	0.036	-	-	-	-	-	-	-	-	-	-			

		Field ID	BH06014-X-0.05-ES-191111	BH06014-X-0.50-ES-191111	BH06014-X-1.00-ES-191111	BH06014-X-1.20-ES-191111	BH06014-X-1.60-ES-191111	BH06014-X-2.60-ES-191111	BH06014-X-3.60-ES-191111	BH06014-X-4.50-ES-191111	BH06014-X-5.50-ES-191111
		Location Code	BH06014	BH06014	BH06014	BH06014	BH06014	BH06014	BH06014	BH06014	BH06014
		Sample Depth Range	0.05	0.5	1	1.2	1.6	2.6	3.6	4.5	5.5
		Sample Date	11/11/2019	11/11/2019	11/11/2019	11/11/2019	19/11/2019	19/11/2019	19/11/2019	19/11/2019	19/11/2019
		Matrix Description	LQM S4UL Public Open Space (POS) Residential - 1% SOM								
		C4SL Public Open Space (POS) Residential									
Chem Group	ChemName	output unit	EQL								
Phenolics	Xylenols	mg/kg	0.015	-	-	-	-	-	-	-	-
	Phenol Index	mg/kg	0.5	<0.5	<0.5	<0.5	<0.5	<0.5	<0.5	<0.5	<0.5
	3-84-methylphenol	mg/kg	0.1	-	-	-	-	-	-	-	-
	Cresol Total	mg/kg	0.01	-	-	-	-	-	-	-	-
	Phenol	mg/kg	0.01	-	-	-	-	-	-	-	-
Phenols Monochydric	Phenols Monochydric	mg/kg	0.035	-	-	-	-	-	-	-	-
	Dibutyltin	mg/kg	-	-	-	-	-	-	-	-	-
	Monophenyltin	mg/kg	-	-	-	-	-	-	-	-	-
	Diphenyltin	mg/kg	-	-	-	-	-	-	-	-	-
	Monobutyltin	mg/kg	-	-	-	-	-	-	-	-	-
Organotins	Tetrabutyltin	mg/kg	-	-	-	-	-	-	-	-	-
	Tributyltin	mg/kg	0.001	-	-	-	-	-	-	-	-
	Triphenyltin	mg/kg	-	-	-	-	-	-	-	-	-
	Ethion	mg/kg	0.002	-	-	-	-	-	-	-	-
	Heptachlor epoxide	mg/kg	0.002	-	-	-	-	-	-	-	-
Pesticides	Methachlor	mg/kg	0.002	-	-	-	-	-	-	-	-
	Propetamphos	mg/kg	0.002	-	-	-	-	-	-	-	-
	Simetryn	mg/kg	0.05	-	-	-	-	-	-	-	-
	Sodium Acifluorfen	mg/kg	-	-	-	-	-	-	-	-	-
	Terbufos	mg/kg	0.003	-	-	-	-	-	-	-	-
2,4,5-TP (Silvex)	mg/kg	-	-	-	-	-	-	-	-	-	
Hedonal	Hedonal	mg/kg	-	-	-	-	-	-	-	-	-
	2,4-DDT	mg/kg	0.003	-	-	-	-	-	-	-	-
	2,4-Dichloroac	mg/kg	-	-	-	-	-	-	-	-	-
	4-(2,4-Dichlorophenoxy)butyric Acid (2,4-DB)	mg/kg	-	-	-	-	-	-	-	-	-
	4,4-DDE	mg/kg	0.005	-	-	-	-	-	-	-	-
4-Chlorophenoxy acetic acid	4-Chlorophenoxy acetic acid	mg/kg	0.002	-	-	-	-	-	-	-	-
	a-BHC	mg/kg	0.002	24	-	-	-	-	-	-	-
	Aldrin	mg/kg	0.002	18	-	-	-	-	-	-	-
	Ametryn	mg/kg	0.05	-	-	-	-	-	-	-	-
	Acetyl (hexnill)	mg/kg	0.05	-	-	-	-	-	-	-	-
Atrazin	Atrazin	mg/kg	0.05	1200	-	-	-	-	-	-	-
	Azinophos methyl	mg/kg	0.005	-	-	-	-	-	-	-	-
	b-BHC	mg/kg	0.002	8.1	-	-	-	-	-	-	-
	Bentazone	mg/kg	0.1	-	-	-	-	-	-	-	-
	Bromoxnill	mg/kg	-	-	-	-	-	-	-	-	-
Carboethion	Carboethion	mg/kg	0.003	-	-	-	-	-	-	-	-
	chlordan	mg/kg	0.002	-	-	-	-	-	-	-	-
	Chlordane (cis)	mg/kg	0.002	-	-	-	-	-	-	-	-
	Azinphos Ethyl	mg/kg	0.005	-	-	-	-	-	-	-	-
	Chlordane (trans)	mg/kg	0.05	-	-	-	-	-	-	-	-
Chlorfenvinphos	Chlorfenvinphos	mg/kg	0.003	-	-	-	-	-	-	-	-
	Chlorotoluron	mg/kg	-	-	-	-	-	-	-	-	-
	Chlorovifos	mg/kg	0.002	-	-	-	-	-	-	-	-
	Chlorpyrifos-methyl	mg/kg	0.002	-	-	-	-	-	-	-	-
	Cyanazine	mg/kg	-	-	-	-	-	-	-	-	-
d-BHC	d-BHC	mg/kg	0.002	-	-	-	-	-	-	-	-
	DDD	mg/kg	0.005	-	-	-	-	-	-	-	-
	DDT	mg/kg	0.005	-	-	-	-	-	-	-	-
	Chlorfalonil	mg/kg	0.002	-	-	-	-	-	-	-	-
	Diazinon	mg/kg	0.001	-	-	-	-	-	-	-	-
Dicamba	Dicamba	mg/kg	-	-	-	-	-	-	-	-	-
	Dichlobenil	mg/kg	0.001	-	-	-	-	-	-	-	-
	cis-Permethrin	mg/kg	0.003	-	-	-	-	-	-	-	-
	Dichlorvos	mg/kg	0.002	16	-	-	-	-	-	-	-
	Diclofop	mg/kg	-	-	-	-	-	-	-	-	-
Dieldrin	Dieldrin	mg/kg	0.005	18	-	-	-	-	-	-	-
	Dimethoate	mg/kg	0.003	-	-	-	-	-	-	-	-
	Dinoseb	mg/kg	-	-	-	-	-	-	-	-	-
	Diuron	mg/kg	-	-	-	-	-	-	-	-	-
	Endosulfan I	mg/kg	0.001	1200	-	-	-	-	-	-	-
Endosulfan II	Endosulfan II	mg/kg	0.01	-	-	-	-	-	-	-	-
	Endosulfan sulphate	mg/kg	0.005	-	-	-	-	-	-	-	-
	Endrin	mg/kg	0.003	-	-	-	-	-	-	-	-
	Endrin ketone	mg/kg	0.03	-	-	-	-	-	-	-	-
	Ethion	mg/kg	0.003	-	-	-	-	-	-	-	-
Fenitrothion	Fenitrothion	mg/kg	0.005	-	-	-	-	-	-	-	-
	Fenthion	mg/kg	0.01	-	-	-	-	-	-	-	-
	Fluroxypyr	mg/kg	0.1	-	-	-	-	-	-	-	-



Field ID		BH06014-X-0.05-ES-191111	BH06014-X-0.50-ES-191111	BH06014-X-1.00-ES-191111	BH06014-X-1.20-ES-191111	BH06014-X-1.60-ES-191119	BH06014-X-2.00-ES-191119	BH06014-X-3.00-ES-191119	BH06014-X-4.50-ES-191119	BH06014-X-5.50-ES-191119
Location Code		BH06014	BH06014	BH06014	BH06014	BH06014	BH06014	BH06014	BH06014	BH06014
Sample Depth Range		0.05	0.5	1	1.2	1.6	2.6	3.6	4.5	5.5
Sample Date Time		11/11/2019	11/11/2019	11/11/2019	11/11/2019	19/11/2019	19/11/2019	19/11/2019	19/11/2019	19/11/2019
Matrix Description		LQM S4UL Public Open Space (POS) Residential - 1% SOM								
C4SL Public Open Space (POS) Residential										
Chem Group	ChemName	output unit	EQI							
	o-BHC (Lindane)	mg/kg	0.001	-	-	-	-	-	-	-
	Heptachlor	mg/kg	0.003	-	-	-	-	-	-	-
	Isodrin	mg/kg	0.002	-	-	-	-	-	-	-
	Isoproturon	mg/kg	-	-	-	-	-	-	-	-
	Linuron	mg/kg	-	-	-	-	-	-	-	-
	Malathion	mg/kg	0.002	-	-	-	-	-	-	-
	2-Methyl-4-chlorophenoxyacetic acid	mg/kg	-	-	-	-	-	-	-	-
	2-Methyl-4-Chlorophenoxy Butanoic Acid	mg/kg	-	-	-	-	-	-	-	-
	Mecoprop	mg/kg	-	-	-	-	-	-	-	-
	Methoxychlor	mg/kg	0.005	-	-	-	-	-	-	-
	Methyl carathion	mg/kg	0.01	-	-	-	-	-	-	-
	Mevinphos (Phosdrin)	mg/kg	0.002	-	-	-	-	-	-	-
	o,p-DDD	mg/kg	0.005	-	-	-	-	-	-	-
	o,p'-DDE	mg/kg	0.002	-	-	-	-	-	-	-
	o,p-Methoxychlor	mg/kg	0.05	-	-	-	-	-	-	-
	Parathion	mg/kg	0.005	-	-	-	-	-	-	-
	Pendimethalin	mg/kg	0.01	-	-	-	-	-	-	-
	Permethrin	mg/kg	0.05	-	-	-	-	-	-	-
	Permethrin II	mg/kg	0.003	-	-	-	-	-	-	-
	Phorate	mg/kg	0.01	-	-	-	-	-	-	-
	Priniphos-methyl	mg/kg	0.002	-	-	-	-	-	-	-
	Priniphos-ethyl	mg/kg	0.002	-	-	-	-	-	-	-
	Prometon	mg/kg	0.05	-	-	-	-	-	-	-
	Prometryn	mg/kg	0.05	-	-	-	-	-	-	-
	Pronamide	mg/kg	0.002	-	-	-	-	-	-	-
	Propazine	mg/kg	0.05	-	-	-	-	-	-	-
	Propiconazole	mg/kg	-	-	-	-	-	-	-	-
	Propoxycarbazono-sodium	mg/kg	-	-	-	-	-	-	-	-
	Simazine	mg/kg	0.05	-	-	-	-	-	-	-
	Terbutryn	mg/kg	0.05	-	-	-	-	-	-	-
	Terbutylazine	mg/kg	0.05	-	-	-	-	-	-	-
	Phoxalone	mg/kg	0.005	-	-	-	-	-	-	-
	Phosphamidon	mg/kg	0.005	-	-	-	-	-	-	-
	Triadimefon	mg/kg	0.002	-	-	-	-	-	-	-
	Triallate	mg/kg	0.002	-	-	-	-	-	-	-
	Triclopyr	mg/kg	0.1	-	-	-	-	-	-	-
	Triclosan	mg/kg	-	-	-	-	-	-	-	-
	Trifluralin	mg/kg	0.01	-	-	-	-	-	-	-
	Tebuconazole	mg/kg	-	-	-	-	-	-	-	-
	Telodrin	mg/kg	0.05	-	-	-	-	-	-	-
	Triazophos	mg/kg	0.003	-	-	-	-	-	-	-
SVOC TIC	SVOC TICs - Detect	Detect	-	-	-	-	-	-	-	-
	Anthraquinone 9,10-	mg/kg	-	-	-	-	-	-	-	-
	SVOC Tentatively Identified Compounds	mg/kg	0.1	-	-	-	-	-	-	-
	Aniline	mg/kg	0.3	-	-	-	-	-	-	-
VOC TIC	VOC TICs - Detect	Detect	-	-	-	-	-	-	-	-
	VOC Tentatively Identified Compounds	mg/kg	0.05	-	-	-	-	-	-	-
	Freon 113	mg/kg	0.005	-	-	-	-	-	-	-
Other	Temperature	°C	-	-	-	-	-	-	-	-
	Conductivity @ 20°C	µS/cm	14	-	-	-	-	-	-	-
	% Stones >4mm	%	-	-	-	-	-	-	-	-
	Fraction of non-crushable material	%	12	21.5	17	17.2	0	25.9	0	77.8
	Moisture Content (dried @35°C)	%	0	0	0	0	0	0	0	0
	Moisture Content 105°C	%	0.1	22.1	23.7	27.4	22.8	21.2	41.5	36.2
	pH (Lab)	pH Units	1	8.1	8.3	9	8.5	7.9	7.4	8.1
	Stone Content	%	0.1	4.6	7.4	4.7	5.9	0	14	7
	Total Organic Carbon	%	0.02	0.76	0.58	0.52	0.77	0.17	2.66	4.32
									15.2	>25

**Env Stds Comments**  
 #1:GAC is only presented as speciated chromium. 7.7mg/kg is used for hexavalent. If hexavalent chromium (CVI) data is available, a value of 1,500mg/kg may be appropriate for the remaining trivalent chromium (CrIII).  
 #2:C4SL for lead adopted  
 #3:GAC only presented as speciated mercury. 16mg/kg is used for elemental mercury. If the CSM indicates that elemental mercury is not a CoC and mercury is present in an inorganic form, a value of 120mg/kg for inorganic mercury may be appropriate  
 #4:Updated S4UL for nickel  
 #5:S4UL exceeds solubility saturation limit  
 #6:Criteria derived for Al<sup>3+</sup>-C16-C35 split between Al<sup>3+</sup>-C16-21 & Al<sup>3+</sup>-C21-35. Requires summation of fractions to use Al<sup>3+</sup>-C16-C35 criteria.  
 #7:Criteria presented is for p-xylene. A separate value is presented for o-xylene.  
 #8:S4UL based on a threshold protective of direct skin contact with phenol.

**Legend**

36.2	Results exceeds GAC.
<50	Results MDL is greater than GAC.
NAD	No asbestos detected.
-	Determinand has not been tested for.

**Notes**  
 A range is given where a determinand has been analysed for by more than one method.





		Field ID	BH06014-X-6.50-ES-191120	BH06014-X-7.00-ES-191120	BH06015-X-0.05-ES-191113	BH06015-X-0.50-ES-191113	BH06015-X-1.00-ES-191113	BH06015-X-2.00-ES-191126	BH06015-X-3.00-ES-191126	BH06015-X-4.00-ES-191126	BH06015-X-5.00-ES-191126	
		Location Code	BH06014	BH06014	BH06015	BH06015	BH06015	BH06015	BH06015	BH06015	BH06015	
		Sample Depth	6.5	7.6	0.5	0.5	1	2	3	4	5	
		Range										
		Sample Date	20/11/2019	20/11/2019	13/11/2019	13/11/2019	13/11/2019	26/11/2019	26/11/2019	26/11/2019	26/11/2019	
		Matrix Description										
		LQM S4UL Public Open Space (POS) Residential - 1% SOM										
Chem Group	ChemName	output unit	EQL	C4SL Public Open Space (POS) Residential								
SVOC	Benzyl alcohol	mg/kg	0.5	<0.5	-	-	-	-	-	-	<2.5	-
	Diphenyl ether	mg/kg	0.1	<0.1	-	-	-	-	-	-	<0.5	-
	4-bromophenyl phenyl ether	mg/kg	0.1	<0.1	-	-	-	-	-	-	<0.5	-
	4-nitroaniline	mg/kg	0.1	<0.6	-	-	-	-	-	-	<9	-
	4-nitrophenol	mg/kg	0.1	<0.5	-	-	-	-	-	-	<2.5	-
	1,1-Biobenzyl	mg/kg	0.1	<0.1	-	-	-	-	-	-	<0.5	-
	1,2,3,4-tetrachlorobenzene	mg/kg	0.001	-	-	-	-	-	-	-	-	-
	1-Methylvinthalene	mg/kg	0.1	<0.1	-	-	-	-	-	-	<0.5	-
	2,4,5-trichlorophenol	mg/kg	0.1	<0.1	-	-	-	-	-	-	<0.5	-
	2,4,6-trichlorophenol	mg/kg	0.1	<0.1	-	-	-	-	-	-	<0.5	-
	2,4-dichlorophenol	mg/kg	0.1	<0.1	-	-	-	-	-	-	<0.5	-
	2,4-dimethylphenol	mg/kg	0.1	<0.1	-	-	-	-	-	-	<0.5	-
	2,4-dinitrophenol	mg/kg	0.5	<0.5	-	-	-	-	-	-	<2.5	-
	2,4-dinitrotoluene	mg/kg	0.1	<0.2	-	-	-	-	-	-	<1	-
	2,6-dinitrotoluene	mg/kg	0.1	<0.5	-	-	-	-	-	-	<2.5	-
	2-chloronaphthalene	mg/kg	0.1	<0.1	-	-	-	-	-	-	<0.5	-
	2-chlorophenol	mg/kg	0.1	<0.1	-	-	-	-	-	-	<0.5	-
	2-methylnaphthalene	mg/kg	0.1	<0.1	-	-	-	-	-	-	<0.5	-
	2-methylphenol	mg/kg	0.1	<0.1	-	-	-	-	-	-	<0.5	-
	2-nitroaniline	mg/kg	0.1	<0.5	-	-	-	-	-	-	<2.5	-
	2-nitrophenol	mg/kg	0.1	<0.1	-	-	-	-	-	-	<0.5	-
	3-nitroaniline	mg/kg	0.1	<14.5	-	-	-	-	-	-	<72.5	-
	4,6-Dinitro-2-methylphenol	mg/kg	0.2	<0.2	-	-	-	-	-	-	<1	-
	4-chloro-3-methylphenol	mg/kg	0.1	<0.1	-	-	-	-	-	-	<0.5	-
	4-chloroaniline	mg/kg	0.1	<0.5	-	-	-	-	-	-	<2.5	-
	4-chlorophenol	mg/kg	0.5	<0.5	-	-	-	-	-	-	<2.5	-
	4-chlorophenyl phenyl ether	mg/kg	0.1	<0.1	-	-	-	-	-	-	<0.5	-
	4-methylphenol	mg/kg	0.1	<0.1	-	-	-	-	-	-	<0.5	-
	Azobenzene	mg/kg	0.1	<0.3	-	-	-	-	-	-	<1.5	-
	Benzoic Acid	mg/kg	0.5	<0.5	-	-	-	-	-	-	<2.5	-
	Bis(2-chlorophenyl) methane	mg/kg	0.1	<0.1	-	-	-	-	-	-	<0.5	-
	Bis(2-chloroethyl) ether	mg/kg	0.1	<0.1	-	-	-	-	-	-	<0.5	-
	Bis(2-chloroisopropyl) ether	mg/kg	0.1	<0.5	-	-	-	-	-	-	<2.5	-
	Bis(2-ethylhexyl) phthalate	mg/kg	0.1	<0.2	-	-	-	-	-	-	<1	-
	Butyl benzyl phthalate	mg/kg	0.1	<0.2	-	-	-	-	-	-	<1	-
	Cabazole	mg/kg	0.1	<0.3	-	-	-	-	-	-	<1.5	-
	Dibenzofuran	mg/kg	0.1	<0.1	-	-	-	-	-	-	<0.5	-
	Diethylbthalate	mg/kg	0.1	<0.1	-	-	-	-	-	-	<0.5	-
	Dimethyl phthalate	mg/kg	0.1	<0.1	-	-	-	-	-	-	<0.5	-
	Di-n-butyl phthalate	mg/kg	0.1	<0.1	-	-	-	-	-	-	<0.5	-
	Di-n-octyl phthalate	mg/kg	0.1	<0.2	-	-	-	-	-	-	<1	-
	Hexachlorobenzene	mg/kg	0.002	<0.1	-	-	-	-	-	-	<0.5	-
	Hexachlorocyclopentadiene	mg/kg	0.1	<0.1	-	-	-	-	-	-	<0.5	-
	Hexachloroethane	mg/kg	0.1	<0.1	-	-	-	-	-	-	<0.5	-
	Isobornone	mg/kg	0.1	<0.1	-	-	-	-	-	-	<0.5	-
	Nitrobenzene	mg/kg	0.1	<0.5	-	-	-	-	-	-	<2.5	-
	N-nitrosodi-n-propylamine	mg/kg	0.1	<0.9	-	-	-	-	-	-	<4.5	-
	n-Nitrosodiphenylamine	mg/kg	0.1	<0.1	-	-	-	-	-	-	<0.5	-
	Pentachlorobenzene	mg/kg	0.001	-	-	-	-	-	-	-	-	-
Pentachloronitrobenzene	mg/kg	0.05	-	-	-	-	-	-	-	-	-	
Pentachlorophenol	mg/kg	0.1	<0.5	-	-	-	-	-	-	<2.5	-	
PCB	PCB-110	mg/kg	0.1	-	-	-	-	-	-	-	-	-
	PCB-128	mg/kg	-	-	-	-	-	-	-	-	-	-
	PCB-141	mg/kg	-	-	-	-	-	-	-	-	-	-
	PCB-149	mg/kg	-	-	-	-	-	-	-	-	-	-
	PCB-151	mg/kg	-	-	-	-	-	-	-	-	-	-
	PCB-158	mg/kg	-	-	-	-	-	-	-	-	-	-
	PCB-170	mg/kg	-	-	-	-	-	-	-	-	-	-
	PCB-18	mg/kg	-	-	-	-	-	-	-	-	-	-
	PCB-183	mg/kg	-	-	-	-	-	-	-	-	-	-
	PCB-187	mg/kg	-	-	-	-	-	-	-	-	-	-
	PCB-194	mg/kg	-	-	-	-	-	-	-	-	-	-
	PCB-31	mg/kg	-	-	-	-	-	-	-	-	-	-
	PCB-44	mg/kg	-	-	-	-	-	-	-	-	-	-
	PCB-49	mg/kg	-	-	-	-	-	-	-	-	-	-
	2,2,4,4-tetrachloro-1,1-Biphanyl	mg/kg	-	-	-	-	-	-	-	-	-	-
	2,3,4,4-tetrachloro-1,1-Biphanyl	mg/kg	-	-	-	-	-	-	-	-	-	-
	Heptachlorobiphenyl, 2,3,3,4,4,5,5-(PCB 189)	mg/kg	0.003	<0.005	-	-	-	<0.005	<0.005	<0.005	<0.005	<0.005
	Hexachlorobiphenyl, 2,3,3,4,4,5-(PCB 156)	mg/kg	0.003	<0.005	-	-	-	<0.005	<0.005	<0.005	<0.005	<0.005
	Hexachlorobiphenyl, 2,3,3,4,4,5-(PCB 157)	mg/kg	0.003	<0.005	-	-	-	<0.005	<0.005	<0.005	<0.005	<0.005
	Hexachlorobiphenyl, 2,3,4,4,5,5-(PCB 167)	mg/kg	0.003	<0.005	-	-	-	<0.005	<0.005	<0.005	<0.005	<0.005
	Hexachlorobiphenyl, 3,3,4,4,5,5-(PCB 169)	mg/kg	0.003	<0.005	-	-	-	<0.005	<0.005	<0.005	<0.005	<0.005
	PCB 101	mg/kg	0.003	<0.005	-	-	-	<0.005	<0.005	<0.005	<0.005	<0.005
	PCB 118	mg/kg	0.003	<0.005	-	-	-	<0.005	<0.005	<0.005	<0.005	<0.005
	PCB 138	mg/kg	0.003	<0.005	-	-	-	<0.005	<0.005	<0.005	<0.005	<0.005
	PCB 153	mg/kg	0.003	<0.005	-	-	-	<0.005	<0.005	<0.005	<0.005	<0.005
	PCB 180	mg/kg	0.003	<0.005	-	-	-	<0.005	<0.005	<0.005	<0.005	<0.005
	PCB 20	mg/kg	0.003	<0.005	-	-	-	<0.005	<0.005	<0.005	<0.005	<0.005
	PCB 52	mg/kg	0.003	<0.005	-	-	-	<0.005	<0.005	<0.005	<0.005	<0.005
	Pentachlorobiphenyl, 2,3,3,4,4-(PCB 105)	mg/kg	0.003	<0.005	-	-	-	<0.005	<0.005	<0.005	<0.005	<0.005
	Pentachlorobiphenyl, 2,3,4,4,5-(PCB 114)	mg/kg	0.003	<0.005	-	-	-	<0.005	<0.005	<0.005	<0.005	<0.005
	Pentachlorobiphenyl, 2,3,4,4,5-(PCB 123)	mg/kg	0.003	<0.005	-	-	-	<0.005	<0.005	<0.005	<0.005	<0.005
	Pentachlorobiphenyl, 3,3,4,4,5-(PCB 126)	mg/kg	0.003	<0.005	-	-	-	<0.005	<0.005	<0.005	<0.005	<0.005
	Tetrachlorobiphenyl, 3,3,4,4-(PCB 77)	mg/kg	0.003	<0.005	-	-	-	<0.005	<0.005	<0.005	<0.005	<0.005
Tetrachlorobiphenyl, 3,4,4,5-(PCB 81)	mg/kg	0.003	<0.005	-	-	-	<0.005	<0.005	<0.005	<0.005	<0.005	
Total PCB 7 congeners	mg/kg	0.021	-	-	-	-	-	-	-	-	-	
Total PCB WHO 12	mg/kg	0.036	-	-	-	-	-	-	-	-	-	

Chem Group	ChemName	output unit	EQL	Matrix Description	Field ID											
					Location Code		Sample Depth		Range		Range		Range		Range	
					BH06014-X-6.50-ES-191120	BH06014-X-7.60-ES-191120	BH06015-X-0.05-ES-191113	BH06015-X-0.50-ES-191113	BH06015-X-1.00-ES-191113	BH06015-X-2.00-ES-191126	BH06015-X-3.00-ES-191126	BH06015-X-4.00-ES-191126	BH06015-X-5.00-ES-191126			
					20/11/2019	20/11/2019	13/11/2019	13/11/2019	13/11/2019	26/11/2019	26/11/2019	26/11/2019	26/11/2019	26/11/2019		
					LQM S4UL Public Open Space (POS) Residential - 1% SOM											
					C4SL Public Open Space (POS) Residential											
Phenolics	Xenolols	mg/kg	0.015	-	-	-	-	-	-	-	-	-	-	-		
	Phenol Index	mg/kg	0.5	-	<0.5	<0.5	<0.5	<0.5	<0.5	<0.5	<0.5	<0.5	<0.5	<0.5		
	3-84-methylphenol	mg/kg	0.1	-	<0.1	-	-	-	<0.1	-	-	-	<0.5	-		
	Cresol Total	mg/kg	0.01	-	-	-	-	-	-	-	-	-	-	-		
	Phenol	mg/kg	0.01	-	<0.1	-	-	-	<0.1	-	-	-	<0.5	-		
	Phenols Monohydric	mg/kg	0.035	-	-	-	-	-	-	-	-	-	-	-		
Organofins	Dibutyltin	mg/kg	-	-	-	-	-	-	-	-	-	-	-	-		
	Monophenyltin	mg/kg	-	-	-	-	-	-	-	-	-	-	-	-		
	Diphenyltin	mg/kg	-	-	-	-	-	-	-	-	-	-	-	-		
	Monobutyltin	mg/kg	-	-	-	-	-	-	-	-	-	-	-	-		
	Tetrabutyltin	mg/kg	-	-	-	-	-	-	-	-	-	-	-	-		
	Tributyltin	mg/kg	0.001	-	<0.005	-	-	-	<0.005	<0.005	<0.005	<0.005	<0.005	<0.005		
	Triphenyltin	mg/kg	-	-	-	-	-	-	-	-	-	-	-	-		
Pesticides	Etrimefos	mg/kg	0.002	-	-	-	-	-	-	-	-	-	-	-		
	Hepatachlor epoxide	mg/kg	0.002	-	-	-	-	-	-	-	-	-	-	-		
	Methachlorphos	mg/kg	0.002	-	-	-	-	-	-	-	-	-	-	-		
	Propetamphos	mg/kg	0.002	-	-	-	-	-	-	-	-	-	-	-		
	Simetryn	mg/kg	0.05	-	-	-	-	-	-	-	-	-	-	-		
	Sodium Acifluorfen	mg/kg	-	-	-	-	-	-	-	-	-	-	-	-		
	Tetrazene	mg/kg	0.003	-	-	-	-	-	-	-	-	-	-	-		
	2,4,5-TP (Silvex)	mg/kg	-	-	-	-	-	-	-	-	-	-	-	-		
	Hedonal	mg/kg	-	-	-	-	-	-	-	-	-	-	-	-		
	2,4-DDT	mg/kg	0.003	-	-	-	-	-	-	-	-	-	-	-		
	2,4-Dichloroprop	mg/kg	-	-	-	-	-	-	-	-	-	-	-	-		
	4-(2,4-Dichlorophenoxy)butyric Acid (2,4-DB)	mg/kg	-	-	-	-	-	-	-	-	-	-	-	-		
	4,4-DDE	mg/kg	0.005	-	-	-	-	-	-	-	-	-	-	-		
	4-Chlorophenoxy acetic acid	mg/kg	-	-	-	-	-	-	-	-	-	-	-	-		
	a-BHC	mg/kg	0.002	24	-	-	-	-	-	-	-	-	-	-		
	Aldrin	mg/kg	0.002	18	-	-	-	-	-	-	-	-	-	-		
	Ametryn	mg/kg	0.05	-	-	-	-	-	-	-	-	-	-	-		
	Acetyl (hexnill)	mg/kg	-	-	-	-	-	-	-	-	-	-	-	-		
	Atraton	mg/kg	0.05	-	-	-	-	-	-	-	-	-	-	-		
	Atrazine	mg/kg	0.05	1200	-	-	-	-	-	-	-	-	-	-		
	Azinophos methyl	mg/kg	0.005	-	-	-	-	-	-	-	-	-	-	-		
	b-BHC	mg/kg	0.002	8.1	-	-	-	-	-	-	-	-	-	-		
	Bentazone	mg/kg	0.1	-	-	-	-	-	-	-	-	-	-	-		
	Bromoxnill	mg/kg	-	-	-	-	-	-	-	-	-	-	-	-		
	Carbofenthoion	mg/kg	0.003	-	-	-	-	-	-	-	-	-	-	-		
	chlordanes	mg/kg	0.002	-	-	-	-	-	-	-	-	-	-	-		
	Chlordane (cis)	mg/kg	0.002	-	-	-	-	-	-	-	-	-	-	-		
	Azinphos Ethyl	mg/kg	0.005	-	-	-	-	-	-	-	-	-	-	-		
	Chlordane (trans)	mg/kg	0.05	-	-	-	-	-	-	-	-	-	-	-		
	Chlorfenvinphos	mg/kg	0.003	-	-	-	-	-	-	-	-	-	-	-		
	Chlorotoluron	mg/kg	-	-	-	-	-	-	-	-	-	-	-	-		
	Chlorovifos	mg/kg	0.002	-	-	-	-	-	-	-	-	-	-	-		
	Chlorpyrifos-methyl	mg/kg	0.002	-	-	-	-	-	-	-	-	-	-	-		
	Cyanazine	mg/kg	-	-	-	-	-	-	-	-	-	-	-	-		
	d-BHC	mg/kg	0.002	-	-	-	-	-	-	-	-	-	-	-		
	DDD	mg/kg	0.005	-	-	-	-	-	-	-	-	-	-	-		
	DDT	mg/kg	0.005	-	-	-	-	-	-	-	-	-	-	-		
	Chlorfalonil	mg/kg	0.002	-	-	-	-	-	-	-	-	-	-	-		
	Diazinon	mg/kg	0.001	-	-	-	-	-	-	-	-	-	-	-		
	Dicamba	mg/kg	-	-	-	-	-	-	-	-	-	-	-	-		
	Dichlobenil	mg/kg	0.001	-	-	-	-	-	-	-	-	-	-	-		
	cis-Permethrin	mg/kg	0.003	-	-	-	-	-	-	-	-	-	-	-		
	Dichlorvos	mg/kg	0.002	16	-	-	-	-	-	-	-	-	-	-		
	Diclofop	mg/kg	-	-	-	-	-	-	-	-	-	-	-	-		
	Dieldrin	mg/kg	0.005	18	-	-	-	-	-	-	-	-	-	-		
	Dimethoate	mg/kg	0.003	-	-	-	-	-	-	-	-	-	-	-		
	Dinoseb	mg/kg	-	-	-	-	-	-	-	-	-	-	-	-		
	Diuron	mg/kg	-	-	-	-	-	-	-	-	-	-	-	-		
	Endosulfan I	mg/kg	0.001	1200	-	-	-	-	-	-	-	-	-	-		
	Endosulfan II	mg/kg	0.01	-	-	-	-	-	-	-	-	-	-	-		
	Endosulfan sulphate	mg/kg	0.005	-	-	-	-	-	-	-	-	-	-	-		
	Endrin	mg/kg	0.003	-	-	-	-	-	-	-	-	-	-	-		
	Endrin ketone	mg/kg	0.03	-	-	-	-	-	-	-	-	-	-	-		
	Ethion	mg/kg	0.003	-	-	-	-	-	-	-	-	-	-	-		
	Fenitrothion	mg/kg	0.005	-	-	-	-	-	-	-	-	-	-	-		
	Fenithion	mg/kg	0.01	-	-	-	-	-	-	-	-	-	-	-		
	Fluroxypyr	mg/kg	0.1	-	-	-	-	-	-	-	-	-	-	-		



		Field ID	BH06014-X-6.50-ES-191120	BH06014-X-7.60-ES-191120	BH06015-X-0.05-ES-191113	BH06015-X-0.50-ES-191113	BH06015-X-1.00-ES-191113	BH06015-X-2.00-ES-191126	BH06015-X-3.00-ES-191126	BH06015-X-4.00-ES-191126	BH06015-X-5.00-ES-191126	
		Location Code	BH06014	BH06014	BH06015	BH06015	BH06015	BH06015	BH06015	BH06015	BH06015	
		Sample Depth Range	6.5	7.6	0.05	0.5	1	2	3	4	5	
		Sample Date Time	20/11/2019	20/11/2019	13/11/2019	13/11/2019	13/11/2019	26/11/2019	26/11/2019	26/11/2019	26/11/2019	
		Matrix Description	LQM S4UL Public Open Space (POS) Residential - 1% SOM									
		C4SL Public Open Space (POS) Residential										
Chem Group	ChemName	output unit	EQL									
	g-BHC (Lindane)	mg/kg	0.001	-	-	-	-	-	-	-	-	
	Heptachlor	mg/kg	0.003	-	-	-	-	-	-	-	-	
	Isodrin	mg/kg	0.002	-	-	-	-	-	-	-	-	
	Isoproturon	mg/kg	-	-	-	-	-	-	-	-	-	
	Linuron	mg/kg	-	-	-	-	-	-	-	-	-	
	Malathion	mg/kg	0.002	-	-	-	-	-	-	-	-	
	2-Methyl-4-chlorophenoxyacetic acid	mg/kg	-	-	-	-	-	-	-	-	-	
	2-Methyl-4-Chlorophenoxy Butanoic Acid	mg/kg	-	-	-	-	-	-	-	-	-	
	Mecoprop	mg/kg	-	-	-	-	-	-	-	-	-	
	Methoxychlor	mg/kg	0.005	-	-	-	-	-	-	-	-	
	Methyl carathion	mg/kg	0.01	-	-	-	-	-	-	-	-	
	Mevinphos (Phosdrin)	mg/kg	0.002	-	-	-	-	-	-	-	-	
	o,p-DDD	mg/kg	0.005	-	-	-	-	-	-	-	-	
	o,p'-DDE	mg/kg	0.002	-	-	-	-	-	-	-	-	
	o,p'-Methoxychlor	mg/kg	0.05	-	-	-	-	-	-	-	-	
	Parathion	mg/kg	0.005	-	-	-	-	-	-	-	-	
	Pendimethalin	mg/kg	0.01	-	-	-	-	-	-	-	-	
	Permethrin	mg/kg	0.05	-	-	-	-	-	-	-	-	
	Permethrin II	mg/kg	0.003	-	-	-	-	-	-	-	-	
	Phorate	mg/kg	0.01	-	-	-	-	-	-	-	-	
	Priniphos-methyl	mg/kg	0.002	-	-	-	-	-	-	-	-	
	Priniphos-ethyl	mg/kg	0.002	-	-	-	-	-	-	-	-	
	Prometon	mg/kg	0.05	-	-	-	-	-	-	-	-	
	Prometryn	mg/kg	0.05	-	-	-	-	-	-	-	-	
	Pronamide	mg/kg	0.002	-	-	-	-	-	-	-	-	
	Propazine	mg/kg	0.05	-	-	-	-	-	-	-	-	
	Propiconazole	mg/kg	-	-	-	-	-	-	-	-	-	
	Propoxycarbazono-sodium	mg/kg	-	-	-	-	-	-	-	-	-	
	Simazine	mg/kg	0.05	-	-	-	-	-	-	-	-	
	Terbutryn	mg/kg	0.05	-	-	-	-	-	-	-	-	
	Terbutylazine	mg/kg	0.05	-	-	-	-	-	-	-	-	
	Phoxalone	mg/kg	0.005	-	-	-	-	-	-	-	-	
	Phosphamidon	mg/kg	0.005	-	-	-	-	-	-	-	-	
	Triadimefon	mg/kg	0.002	-	-	-	-	-	-	-	-	
	Triallate	mg/kg	0.002	-	-	-	-	-	-	-	-	
	Triclopyr	mg/kg	0.1	-	-	-	-	-	-	-	-	
	Tricosan	mg/kg	-	-	-	-	-	-	-	-	-	
	Trifluralin	mg/kg	0.01	-	-	-	-	-	-	-	-	
	Tebuconazole	mg/kg	-	-	-	-	-	-	-	-	-	
	Telodrin	mg/kg	0.05	-	-	-	-	-	-	-	-	
	Triazophos	mg/kg	0.003	-	-	-	-	-	-	-	-	
SVOC TIC	SVOC TICs - Detect	Detect	-	-	-	-	-	-	-	-	-	
	Anthraquinone 9,10-	mg/kg	-	-	-	-	-	-	-	-	-	
	SVOC Tentatively Identified Compounds	mg/kg	0.1	-	-	-	-	-	-	-	-	
	Aniline	mg/kg	0.3	-	-	-	-	-	-	-	-	
VOC TIC	VOC TICs - Detect	Detect	-	-	-	-	-	-	-	-	-	
	VOC Tentatively Identified Compounds	mg/kg	0.05	-	-	-	-	-	-	-	-	
	Freon 113	mg/kg	0.005	-	-	-	-	-	-	-	-	
Other	Temperature	°C	-	-	-	-	-	-	-	-	-	
	Conductivity @ 20°C	µS/cm	14	-	-	-	-	-	-	-	-	
	% Stones <4mm	%	-	100	0	0	0	0	24.4	53.6	46.4	
	Fraction of non-crushable material	%	-	0	0	0	0	0	0	0	0	
	Moisture Content (dried @35°C)	%	-	-	-	-	-	-	-	-	-	
	Moisture Content 105C	%	0.1	39.1	39.6	26.4	22.4	20.8	12.4	22.3	20	
	pH (Lab)	pH Units	1	8.4	8.2	8.7	8.7	8.4	8	7.7	7.7	
	Stone Content	%	0.1	9.3	0	5.2	9.9	7.3	0	5.9	5.3	
	Total Organic Carbon	%	0.02	19.6	1.73	0.74	0.43	0.81	1.18	12.2	15.6	

**Env Stds Comments**  
 #1:GAC is only presented as speciated chromium. 7.7mg/kg is used for hexavalent. If hexavalent chromium (CVI) data is available, a value of 1,500mg/kg r  
 #2:C4SL for lead adopted  
 #3:GAC only presented as speciated mercury. 16mg/kg is used for elemental mercury. If the CSM indicates that elemental mercury is not a CoC and mercury  
 #4:Updated S4UL for nickel  
 #5:S4UL exceeds solubility saturation limit  
 #6:Criteria derived for Al<sup>3</sup>-C16-C35 split between Al<sup>3</sup>-C16-21 & Al<sup>3</sup>-C21-35. Requires summation of fractions to use Al<sup>3</sup>-C16-C35 criteria.  
 #7:Criteria presented is for p-xylene. A separate value is presented for o-xylene.  
 #8:S4UL based on a threshold protective of direct skin contact with phenol

**Legend**

38.2	Results exceeds GAC.
<50	Results MDL is greater than GAC.
NAD	No asbestos detected.
-	Determinand has not been tested for.

**Notes**  
 A range is given where a determinand has been analysed for by more than one method.







		Field ID	BH06015-X-6.00-ES-191126	BH06015-X-8.00-ES-191127	BH06016-X-0.05-ES-191128	BH06016-X-0.60-ES-191128	BH06016-X-1.20-ES-191128	BH06016-X-12.80-ES-191217	BH06016-X-12.80-ES-191217	BH06016-X-2.20-ES-191216	BH06016-X-3.20-ES-191216
		Location Code	BH06015	BH06015	BH06016	BH06016	BH06016	BH06016	BH06016	BH06016	BH06016
		Sample Depth Range	6	8	0.05	0.6	1.2	12.8	12.8	2.2	3.2
		Sample Date	26/11/2019	27/11/2019	28/11/2019	28/11/2019	28/11/2019	17/12/2019	17/12/2019	16/12/2019	16/12/2019
		Matrix Description	LQM S4UL Public Open Space (POS) Residential - 1% SOM								
		C4SL Public Open Space (POS) Residential									
Chem Group	ChemName	output unit	EQ1								
Phenolics	Xenonols	mg/kg	0.015	-	-	-	-	-	-	-	-
	Phenol Index	mg/kg	0.5	<0.5	<0.5	<0.5	<0.5	<0.5	<0.5	<0.5	<0.5
	3-84-methylphenol	mg/kg	0.1	-	-	-	-	-	-	-	<0.1
	Cresol Total	mg/kg	0.01	-	-	-	-	-	-	-	-
Phenols Monohydric	Phenol	mg/kg	0.01	-	-	-	-	-	-	-	<0.1
	Phenols Monohydric	mg/kg	0.035	-	-	-	-	-	-	-	-
	Dibutyltin	mg/kg	-	-	-	-	-	-	-	-	-
	Monophenyltin	mg/kg	-	-	-	-	-	-	-	-	-
Organotins	Diphenyltin	mg/kg	-	-	-	-	-	-	-	-	-
	Monobutyltin	mg/kg	-	-	-	-	-	-	-	-	-
	Tetrabutyltin	mg/kg	-	-	-	-	-	-	-	-	-
	Tributyltin	mg/kg	0.001	<0.005	-	-	-	-	-	<0.005	<0.005
Pesticides	Triphenyltin	mg/kg	-	-	-	-	-	-	-	-	-
	Etrifloxos	mg/kg	0.002	-	-	-	-	-	-	-	-
	Hepachlor epoxide	mg/kg	0.002	-	-	-	-	-	-	-	-
	Methachloros	mg/kg	0.002	-	-	-	-	-	-	-	-
Pesticides	Propetamphos	mg/kg	0.002	-	-	-	-	-	-	-	-
	Simetryn	mg/kg	0.05	-	-	-	-	-	-	-	-
	Sodium Acifluorfen	mg/kg	-	-	-	-	-	-	-	-	-
	Tosazene	mg/kg	0.003	-	-	-	-	-	-	-	-
Pesticides	2,4,5-TP (Silvex)	mg/kg	-	-	-	-	-	-	-	-	-
	Hedonal	mg/kg	-	-	-	-	-	-	-	-	-
	2,4-DDT	mg/kg	0.003	-	-	-	-	-	-	-	-
	2,4-Dichloroac	mg/kg	-	-	-	-	-	-	-	-	-
Pesticides	4-(2,4-Dichlorophenoxy)butyric Acid (2,4-DB)	mg/kg	-	-	-	-	-	-	-	-	-
	4,4-DDE	mg/kg	0.005	-	-	-	-	-	-	-	-
	4-Chlorophenoxy acetic acid	mg/kg	-	-	-	-	-	-	-	-	-
	a-BHC	mg/kg	0.002	24	-	-	-	-	-	-	-
Pesticides	Aldrin	mg/kg	0.002	18	-	-	-	-	-	-	-
	Ametryn	mg/kg	0.05	-	-	-	-	-	-	-	-
	Acetyl (hexvill)	mg/kg	-	-	-	-	-	-	-	-	-
	Atraton	mg/kg	0.05	-	-	-	-	-	-	-	-
Pesticides	Atrazine	mg/kg	0.05	1200	-	-	-	-	-	-	-
	Azinophos methyl	mg/kg	0.005	-	-	-	-	-	-	-	-
	b-BHC	mg/kg	0.002	8.1	-	-	-	-	-	-	-
	Bentazone	mg/kg	0.1	-	-	-	-	-	-	-	-
Pesticides	Bromoxnill	mg/kg	-	-	-	-	-	-	-	-	-
	Carboethiothion	mg/kg	0.003	-	-	-	-	-	-	-	-
	chlordan	mg/kg	0.002	-	-	-	-	-	-	-	-
	Chlordane (cis)	mg/kg	0.002	-	-	-	-	-	-	-	-
Pesticides	Azinphos Ethyl	mg/kg	0.005	-	-	-	-	-	-	-	-
	Chlordane (trans)	mg/kg	0.05	-	-	-	-	-	-	-	-
	Chlorfenvinphos	mg/kg	0.003	-	-	-	-	-	-	-	-
	Chlorotoluron	mg/kg	-	-	-	-	-	-	-	-	-
Pesticides	Chlorovifos	mg/kg	0.002	-	-	-	-	-	-	-	-
	Chlorpyrifos-methyl	mg/kg	0.002	-	-	-	-	-	-	-	-
	Cyanazine	mg/kg	-	-	-	-	-	-	-	-	-
	d-BHC	mg/kg	0.002	-	-	-	-	-	-	-	-
Pesticides	DDD	mg/kg	0.005	-	-	-	-	-	-	-	-
	DDT	mg/kg	0.005	-	-	-	-	-	-	-	-
	Chlorfalonil	mg/kg	0.002	-	-	-	-	-	-	-	-
	Diazinon	mg/kg	0.001	-	-	-	-	-	-	-	-
Pesticides	Dicamba	mg/kg	-	-	-	-	-	-	-	-	-
	Dichlobenil	mg/kg	0.001	-	-	-	-	-	-	-	-
	cis-Permethrin	mg/kg	0.003	-	-	-	-	-	-	-	-
	Dichlorvos	mg/kg	0.002	16	-	-	-	-	-	-	-
Pesticides	Diclofop	mg/kg	-	-	-	-	-	-	-	-	-
	Dieldrin	mg/kg	0.005	18	-	-	-	-	-	-	-
	Dimethoate	mg/kg	0.003	-	-	-	-	-	-	-	-
	Dinoseb	mg/kg	-	-	-	-	-	-	-	-	-
Pesticides	Diuron	mg/kg	-	-	-	-	-	-	-	-	-
	Endosulfan I	mg/kg	0.001	1200	-	-	-	-	-	-	-
	Endosulfan II	mg/kg	0.01	-	-	-	-	-	-	-	-
	Endosulfan sulphate	mg/kg	0.005	-	-	-	-	-	-	-	-
Pesticides	Endrin	mg/kg	0.003	-	-	-	-	-	-	-	-
	Endrin ketone	mg/kg	0.03	-	-	-	-	-	-	-	-
	Ethion	mg/kg	0.003	-	-	-	-	-	-	-	-
	Fenitrothion	mg/kg	0.005	-	-	-	-	-	-	-	-
Pesticides	Fenitrothion	mg/kg	0.01	-	-	-	-	-	-	-	-
	Fluroxypyr	mg/kg	0.1	-	-	-	-	-	-	-	-



		Field ID	BH06015-X-6.00-ES-191126	BH06015-X-8.00-ES-191127	BH06016-X-0.05-ES-191128	BH06016-X-0.60-ES-191128	BH06016-X-1.20-ES-191128	BH06016-X-12.80-ES-191217	BH06016-X-12.80-ES-191217	BH06016-X-2.20-ES-191216	BH06016-X-3.20-ES-191216	
		Location Code	BH06015	BH06015	BH06016	BH06016	BH06016	BH06016	BH06016	BH06016	BH06016	
		Sample Depth Range	6	8	0.05	0.6	1.2	12.8	12.8	2.2	3.2	
		Sample Date	26/11/2019	27/11/2019	28/11/2019	28/11/2019	28/11/2019	17/12/2019	17/12/2019	16/12/2019	16/12/2019	
		Matrix Description	LQM S4UL Public Open Space (POS) Residential - 1% SOM									
		C4SL Public Open Space (POS) Residential										
Chem Group	ChemName	output unit	EQL									
	o-BHC (Lindane)	mg/kg	0.001	-	-	-	-	-	-	-	-	
	Heptachlor	mg/kg	0.003	-	-	-	-	-	-	-	-	
	Isodrin	mg/kg	0.002	-	-	-	-	-	-	-	-	
	Isoproturon	mg/kg	-	-	-	-	-	-	-	-	-	
	Linuron	mg/kg	-	-	-	-	-	-	-	-	-	
	Malathion	mg/kg	0.002	-	-	-	-	-	-	-	-	
	2-Methyl-4-chlorophenoxyacetic acid	mg/kg	-	-	-	-	-	-	-	-	-	
	2-Methyl-4-Chlorophenoxy Butanoic Acid	mg/kg	-	-	-	-	-	-	-	-	-	
	Mecoprop	mg/kg	-	-	-	-	-	-	-	-	-	
	Methoxychlor	mg/kg	0.005	-	-	-	-	-	-	-	-	
	Methyl parathion	mg/kg	0.01	-	-	-	-	-	-	-	-	
	Mevinphos (Phosdrin)	mg/kg	0.002	-	-	-	-	-	-	-	-	
	o,p-DDD	mg/kg	0.005	-	-	-	-	-	-	-	-	
	o,p'-DDE	mg/kg	0.002	-	-	-	-	-	-	-	-	
	o,p'-Methoxychlor	mg/kg	0.05	-	-	-	-	-	-	-	-	
	Parathion	mg/kg	0.005	-	-	-	-	-	-	-	-	
	Pendimethalin	mg/kg	0.01	-	-	-	-	-	-	-	-	
	Permethrin	mg/kg	0.05	-	-	-	-	-	-	-	-	
	Permethrin II	mg/kg	0.003	-	-	-	-	-	-	-	-	
	Phorate	mg/kg	0.01	-	-	-	-	-	-	-	-	
	Priniphos-methyl	mg/kg	0.002	-	-	-	-	-	-	-	-	
	Priniphos-ethyl	mg/kg	0.002	-	-	-	-	-	-	-	-	
	Prometon	mg/kg	0.05	-	-	-	-	-	-	-	-	
	Prometryn	mg/kg	0.05	-	-	-	-	-	-	-	-	
	Pronamide	mg/kg	0.002	-	-	-	-	-	-	-	-	
	Propazine	mg/kg	0.05	-	-	-	-	-	-	-	-	
	Propiconazole	mg/kg	-	-	-	-	-	-	-	-	-	
	Propoxycarbazone-sodium	mg/kg	-	-	-	-	-	-	-	-	-	
	Simazine	mg/kg	0.05	-	-	-	-	-	-	-	-	
	Terbutryn	mg/kg	0.05	-	-	-	-	-	-	-	-	
	Terbutylazine	mg/kg	0.05	-	-	-	-	-	-	-	-	
	Phosalone	mg/kg	0.005	-	-	-	-	-	-	-	-	
	Phosphamidon	mg/kg	0.005	-	-	-	-	-	-	-	-	
	Triadimefon	mg/kg	0.002	-	-	-	-	-	-	-	-	
	Triallate	mg/kg	0.002	-	-	-	-	-	-	-	-	
	Triclopyr	mg/kg	0.1	-	-	-	-	-	-	-	-	
	Tricosan	mg/kg	-	-	-	-	-	-	-	-	-	
	Trifluralin	mg/kg	0.01	-	-	-	-	-	-	-	-	
	Tebuconazole	mg/kg	-	-	-	-	-	-	-	-	-	
	Telodrin	mg/kg	0.05	-	-	-	-	-	-	-	-	
	Triazophos	mg/kg	0.003	-	-	-	-	-	-	-	-	
SVOC TIC	SVOC TICs - Detect	Detect	-	-	-	-	-	-	-	-	-	
	Anthracene 9,10-	mg/kg	-	-	-	-	-	-	-	-	-	
	SVOC Tentatively Identified Compounds	mg/kg	0.1	-	-	-	-	-	-	-	-	
	Aniline	mg/kg	0.3	-	-	-	-	-	-	-	-	
VOC TIC	VOC TICs - Detect	Detect	-	-	-	-	-	-	-	-	-	
	VOC Tentatively Identified Compounds	mg/kg	0.05	-	-	-	-	-	-	-	-	
	Freon 113	mg/kg	0.005	-	-	-	-	-	-	-	-	
Other	Temperature	°C	-	-	-	-	-	-	-	-	-	
	Conductivity @ 20°C	µS/cm	14	-	-	-	-	-	-	-	-	
	% Stones <4mm	%	0	0	0	0	0	0	0	0	0	
	Fraction of non-crushable material	%	0	0	0	0	0	0	0	0	0	
	Moisture Content (dried @35°C)	%	-	-	-	-	-	-	-	-	-	
	Moisture Content 105C	%	0.1	28.5	42.9	26.8	24.6	24.6	59.6	49.6	20.5	
	pH (Lab)	pH Units	1	7.7	8.2	8.3	10.9	10.1	8	8.1	10.5	
	Stone Content	%	0.1	12.6	0	8.6	4.9	6.4	0	0	9.1	
	Total Organic Carbon	%	0.02	>25	1.63	0.45	0.42	0.94	5.27	7.5	5.02	

**Env Stds Comments**  
 #1:GAC is only presented as speciated chromium. 7.7mg/kg is used for hexavalent. If hexavalent chromium (CVI) data is available, a value of 1,500mg/kg r  
 #2:C4SL for lead adopted  
 #3:GAC only presented as speciated mercury. 16mg/kg is used for elemental mercury. If the CSM indicates that elemental mercury is not a CoC and mercury  
 #4:Updated S4UL for nickel  
 #5:S4UL exceeds solubility saturation limit  
 #6:Criteria derived for Al<sup>3</sup>-C16-C35 split between Al<sup>3</sup>-C16-21 & Al<sup>3</sup>-C21-35. Requires summation of fractions to use Al<sup>3</sup>-C16-C35 criteria.  
 #7:Criteria presented is for p-xylene. A separate value is presented for o-xylene.  
 #8:S4UL based on a threshold protective of direct skin contact with phenol

**Legend**

38.2	Results exceeds GAC.
<50	Results MDL is greater than GAC.
NAD	No asbestos detected.
-	Determinand has not been tested for.

**Notes**  
 A range is given where a determinand has been analysed for by more than one method.







Chem Group	ChemName	output unit	EQL	Matrix Description									
				LQM S4UL Public Open Space (POS) Residential - 1% SOM									
				Field ID	Location Code	Sample Depth Range	Sampled Date	Time	Field ID	Location Code	Sample Depth Range	Sampled Date	Time
				BH06016-X-3.45-ACM-191216	BH06016-X-4.20-ES-191216	BH06017-X-0.05-ES-191126	BH06017-X-2.10-ES-191212	BH06017-X-2.80-ES-191212	BH06017-X-4.20-ES-191212	BH06017-X-6.20-ES-191212	BH06017-X-7.20-ES-191212	BH06018-X-0.05-ES-191127	
				BH06016	BH06016	BH06017	BH06017	BH06017	BH06017	BH06017	BH06017	BH06018	
				3.45	4.2	0.05	2.1	2.8	4.2	6.2	7.2	0.05	
				16/12/2019	16/12/2019	26/11/2019	12/12/2019	12/12/2019	12/12/2019	12/12/2019	12/12/2019	27/11/2019	
Phenolics	Xenolols	mg/kg	0.015	-	-	-	-	-	-	-	-	-	
	Phenol Index	mg/kg	0.5	-	<0.5	<0.5	<0.5	<0.5	<0.5	<0.5	<0.5	<0.5	
	3-84-methylphenol	mg/kg	0.1	-	-	-	-	-	-	-	-	-	
	Cresol Total	mg/kg	0.01	-	-	-	-	-	-	-	-	-	
	Phenol	mg/kg	0.01	-	-	-	-	-	-	-	-	-	
	Phenols Monochydric	mg/kg	0.035	-	-	-	-	-	-	-	-	-	
Organotins	Dibutyltin	mg/kg	-	-	-	-	-	-	-	-	-	-	
	Monophenyltin	mg/kg	-	-	-	-	-	-	-	-	-	-	
	Diphenyltin	mg/kg	-	-	-	-	-	-	-	-	-	-	
	Monobutyltin	mg/kg	-	-	-	-	-	-	-	-	-	-	
	Tetrabutyltin	mg/kg	-	-	-	-	-	-	-	-	-	-	
	Tributyltin	mg/kg	0.001	-	<0.001	-	<0.005	<0.005	<0.005	<0.005	<0.005	-	
	Triphenyltin	mg/kg	-	-	-	-	-	-	-	-	-	-	
Pesticides	Etrimefos	mg/kg	0.002	-	-	-	-	-	-	-	-	-	
	Hepatachlor epoxide	mg/kg	0.002	-	-	-	-	-	-	-	-	-	
	Methachlorpos	mg/kg	0.002	-	-	-	-	-	-	-	-	-	
	Propetamphos	mg/kg	0.002	-	-	-	-	-	-	-	-	-	
	Simetryn	mg/kg	0.05	-	-	-	-	-	-	-	-	-	
	Sodium Acifluorfen	mg/kg	-	-	-	-	-	-	-	-	-	-	
	Terbufos	mg/kg	0.003	-	-	-	-	-	-	-	-	-	
	2,4,5-TP (Silvex)	mg/kg	-	-	-	-	-	-	-	-	-	-	
	Hedonal	mg/kg	-	-	-	-	-	-	-	-	-	-	
	2,4-DDT	mg/kg	0.003	-	-	-	-	-	-	-	-	-	
	2,4-Dichloroprop	mg/kg	-	-	-	-	-	-	-	-	-	-	
	4-(2,4-Dichlorophenoxy)butyric Acid (2,4-DB)	mg/kg	-	-	-	-	-	-	-	-	-	-	
	4,4-DDE	mg/kg	0.005	-	-	-	-	-	-	-	-	-	
	4-Chlorophenoxy acetic acid	mg/kg	-	-	-	-	-	-	-	-	-	-	
	a-BHC	mg/kg	0.002	24	-	-	-	-	-	-	-	-	
	Aldrin	mg/kg	0.002	18	-	-	-	-	-	-	-	-	
	Ametryn	mg/kg	0.05	-	-	-	-	-	-	-	-	-	
	Acetyl (Isaxnil)	mg/kg	-	-	-	-	-	-	-	-	-	-	
	Atraton	mg/kg	0.05	-	-	-	-	-	-	-	-	-	
	Atrazine	mg/kg	0.05	1200	-	-	-	-	-	-	-	-	
	Azinophos methyl	mg/kg	0.005	-	-	-	-	-	-	-	-	-	
	b-BHC	mg/kg	0.002	8.1	-	-	-	-	-	-	-	-	
	Bentazone	mg/kg	0.1	-	-	-	-	-	-	-	-	-	
	Bromoxnil	mg/kg	-	-	-	-	-	-	-	-	-	-	
	Carbofenthothion	mg/kg	0.003	-	-	-	-	-	-	-	-	-	
	chloridane	mg/kg	0.002	-	-	-	-	-	-	-	-	-	
	Chlordane (cis)	mg/kg	0.002	-	-	-	-	-	-	-	-	-	
	Azinphos Ethyl	mg/kg	0.005	-	-	-	-	-	-	-	-	-	
	Chlordane (trans)	mg/kg	0.05	-	-	-	-	-	-	-	-	-	
	Chlorfenvinphos	mg/kg	0.003	-	-	-	-	-	-	-	-	-	
	Chlorotoluron	mg/kg	-	-	-	-	-	-	-	-	-	-	
	Chlorovifos	mg/kg	0.002	-	-	-	-	-	-	-	-	-	
	Chlorpyrifos-methyl	mg/kg	0.002	-	-	-	-	-	-	-	-	-	
	Cyanazine	mg/kg	-	-	-	-	-	-	-	-	-	-	
	d-BHC	mg/kg	0.002	-	-	-	-	-	-	-	-	-	
	DDD	mg/kg	0.005	-	-	-	-	-	-	-	-	-	
	DDT	mg/kg	0.005	-	-	-	-	-	-	-	-	-	
	Chlorothalonil	mg/kg	0.002	-	-	-	-	-	-	-	-	-	
	Diazinon	mg/kg	0.001	-	-	-	-	-	-	-	-	-	
	Dicamba	mg/kg	-	-	-	-	-	-	-	-	-	-	
	Dichlobenil	mg/kg	0.001	-	-	-	-	-	-	-	-	-	
	cis-Permethrin	mg/kg	0.003	-	-	-	-	-	-	-	-	-	
	Dichlorvos	mg/kg	0.002	16	-	-	-	-	-	-	-	-	
	Diclofop	mg/kg	-	-	-	-	-	-	-	-	-	-	
	Dieldrin	mg/kg	0.005	18	-	-	-	-	-	-	-	-	
	Dimethoate	mg/kg	0.003	-	-	-	-	-	-	-	-	-	
	Dinoseb	mg/kg	-	-	-	-	-	-	-	-	-	-	
	Diuron	mg/kg	-	-	-	-	-	-	-	-	-	-	
	Endosulfan I	mg/kg	0.001	1200	-	-	-	-	-	-	-	-	
	Endosulfan II	mg/kg	0.01	-	-	-	-	-	-	-	-	-	
	Endosulfan sulphate	mg/kg	0.005	-	-	-	-	-	-	-	-	-	
	Endrin	mg/kg	0.003	-	-	-	-	-	-	-	-	-	
	Endrin ketone	mg/kg	0.03	-	-	-	-	-	-	-	-	-	
	Ethion	mg/kg	0.003	-	-	-	-	-	-	-	-	-	
	Fenitrothion	mg/kg	0.005	-	-	-	-	-	-	-	-	-	
	Fenitrothion	mg/kg	0.01	-	-	-	-	-	-	-	-	-	
	Fluroxypyr	mg/kg	0.1	-	-	-	-	-	-	-	-	-	



		Field ID	BH06016-X-3.45-ACM-191216	BH06016-X-4.20-ES-191216	BH06017-X-0.05-ES-191126	BH06017-X-2.10-ES-191212	BH06017-X-2.80-ES-191212	BH06017-X-4.20-ES-191212	BH06017-X-6.20-ES-191212	BH06017-X-7.20-ES-191212	BH06018-X-0.05-ES-191127	
		Location Code	BH06016	BH06016	BH06017	BH06017	BH06017	BH06017	BH06017	BH06017	BH06018	
		Sample Depth Range	3.45	4.2	0.05	2.1	2.8	4.2	6.2	7.2	0.05	
		Sample Date	16/12/2019	16/12/2019	26/11/2019	12/12/2019	12/12/2019	12/12/2019	12/12/2019	12/12/2019	27/11/2019	
		Matrix Description	LQM S4UL Public Open Space (POS) Residential - 1% SOM									
		C4SL Public Open Space (POS) Residential										
Chem Group	ChemName	output unit	EQL									
	o-BHC (Lindane)	mg/kg	0.001									
	Heptachlor	mg/kg	0.003									
	Isodrin	mg/kg	0.002									
	Isoproturon	mg/kg	-									
	Linuron	mg/kg	-									
	Malathion	mg/kg	0.002									
	2-Methyl-4-chlorophenoxyacetic acid	mg/kg	-									
	2-Methyl-4-Chlorophenoxy Butanoic Acid	mg/kg	-									
	Meconop	mg/kg	-									
	Methoxychlor	mg/kg	0.005									
	Methyl parathion	mg/kg	0.01									
	Mevinphos (Phosdrin)	mg/kg	0.002									
	o,p-DDD	mg/kg	0.005									
	o,p'-DDE	mg/kg	0.002									
	o,p'-Methoxychlor	mg/kg	0.05									
	Parathion	mg/kg	0.005									
	Pendimethalin	mg/kg	0.01									
	Permethrin	mg/kg	0.05									
	Permethrin II	mg/kg	0.003									
	Phorate	mg/kg	0.01									
	Priniphos-methyl	mg/kg	0.002									
	Priniphos-ethyl	mg/kg	0.002									
	Prometon	mg/kg	0.05									
	Prometryn	mg/kg	0.05									
	Pronamide	mg/kg	0.002									
	Propazine	mg/kg	0.05									
	Propiconazole	mg/kg	-									
	Propoxycarbazono-sodium	mg/kg	-									
	Simazine	mg/kg	0.05									
	Terbutryn	mg/kg	0.05									
	Terbutylazine	mg/kg	0.05									
	Phosalone	mg/kg	0.005									
	Phosphamidon	mg/kg	0.005									
	Triadimefon	mg/kg	0.002									
	Triallate	mg/kg	0.002									
	Triclopyr	mg/kg	0.1									
	Triclosan	mg/kg	-									
	Trifluralin	mg/kg	0.01									
	Tebuconazole	mg/kg	-									
	Telodrin	mg/kg	0.05									
	Triazophos	mg/kg	0.003									
SVOC TIC	SVOC TICs - Detect	Detect	-									
	Anthraquinone 9,10-	mg/kg	-									
	SVOC Tentatively Identified Compounds	mg/kg	0.1									
	Aniline	mg/kg	0.3									
VOC TIC	VOC TICs - Detect	Detect	-									
	VOC Tentatively Identified Compounds	mg/kg	0.05									
	Freon 113	mg/kg	0.005									
Other	Temperature	°C	-									
	Conductivity @ 20°C	µS/cm	14									
	% Stones <4mm	%	0									
	Fraction of non-crushable material	%	0									
	Moisture Content (dried @35°C)	%	-									
	Moisture Content 105C	%	0.1									
	pH (Lab)	pH Units	1									
	Stone Content	%	0.1									
	Total Organic Carbon	%	0.02									
				19.5	28	14.9	25.6	27.7	39.6	30.5	26.4	
				8.1	8.4	9.4	9	7.8	9.5	8.3	8.9	
				10.3	5.9	3.6	4.3	4	5.2	0	6.5	
				4.3	0.88	1.04	13.9	2.49	2.01	1.64	0.53	

**Env Stds Comments**  
 #1:GAC is only presented as speciated chromium. 7.7mg/kg is used for hexavalent. If hexavalent chromium (CVI) data is available, a value of 1,500mg/kg r  
 #2:C4SL for lead adopted  
 #3:GAC only presented as speciated mercury. 16mg/kg is used for elemental mercury. If the CSM indicates that elemental mercury is not a CoC and mercury  
 #4:Updated S4UL for nickel  
 #5:S4UL exceeds solubility saturation limit  
 #6:Criteria derived for Al<sup>3</sup>-C16-C35 split between Al<sup>3</sup>-C16-21 & Al<sup>3</sup>-C21-35. Requires summation of fractions to use Al<sup>3</sup>-C16-C35 criteria.  
 #7:Criteria presented is for p-xylene. A separate value is presented for o-xylene.  
 #8:S4UL based on a threshold protective of direct skin contact with phenol

**Legend**

38.2	Results exceeds GAC.
<50	Results MDL is greater than GAC.
NAD	No asbestos detected.
-	Determinand has not been tested for.

**Notes**  
 A range is given where a determinand has been analysed for by more than one method.



Chem Group	ChemName	output unit	EQL	Field ID	BH06018-X-0.50-ES-191127	BH06018-X-1.00-ES-191127	BH07007-X-0.00-ES-200130	BH07007-X-0.50-ES-200130	BH07007-X-1.50-ES-200131	BH07007-X-2.50-ES-200131	BH07007-X-3.20-ES-200131	BH07007-X-4.20-ES-200131	BH07007-X-5.20-ES-200131		
				Location Code	BH06018	BH06018	BH07007	BH07007	BH07007	BH07007	BH07007	BH07007	BH07007	BH07007	BH07007
				Sample Depth Range	0.5	1	0	0.5	1.5	2.5	3.2	4.2	5.2		
				Sample Date	27/11/2019	27/11/2019	30/01/2020	30/01/2020	31/01/2020	31/01/2020	31/01/2020	31/01/2020			
				Matrix Description	LQM S4UL Public Open Space (POS) Residential - 1% SOM										
				C4SL Public Open Space (POS) Residential											
TPH	>C6-C8	mg/kg	0.02	-	-	-	-	-	<0.2	<0.2	<0.2	<0.2	<0.2		
	>C6-C7	mg/kg	0.02	-	-	-	-	-	<0.2	<0.2	<0.2	<0.2	<0.2		
	>C7-C8	mg/kg	0.02	-	-	-	-	-	<0.2	<0.2	<0.2	<0.2	<0.2		
	>C6-C9	mg/kg	0.2	<0.2	<0.2	<0.2	<0.2	<0.2	<0.2	<0.2	<0.2	<0.2	<0.2		
	>C8-C10	mg/kg	0.02	<2	<2	<2	<2	<2	<2	<2	<2	<2	<2		
	>C10-C12	mg/kg	0.02	<2	<2	<2	<2	<2	<2	<2	<2	<2	<2		
	>C12-C16	mg/kg	2	<2	<2	<2	<2	<2	<2	<2	<2	<2	<2		
	>C16-C21	mg/kg	2	2.81	3.87	2.24	12.2	-	-	-	-	-	-		
	>C21-C28	mg/kg	35	-	-	-	-	-	-	-	-	-	-		
	>C21-C35	mg/kg	4.38	8.37	8.23	19.1	71.2	-	-	-	-	-	-		
	>C28-C35	mg/kg	35	-	-	-	-	-	-	-	-	-	-		
	>C31-C40	mg/kg	10	-	-	-	-	-	-	-	-	-	-		
	>C35-C40	mg/kg	35	10.1	<10	21.2	91.3	-	-	-	-	-	-		
	GRO >C5-10	mg/kg	0.02	-	-	-	-	-	-	-	-	-	-		
	TPH >C8-C40	mg/kg	10	<13.7	<14.6	<24.6	<106	-	-	-	-	-	-		
	EPH >C5-40	mg/kg	35	-	-	-	-	-	-	-	-	-	-		
	EPH >C10-40	mg/kg	35	-	-	-	-	-	-	-	-	-	-		
	GRO	mg/kg	0.2	-	-	-	-	<0.2	<0.2	<0.2	<0.2	<0.2	<0.2		
	GRO >C5-12	mg/kg	0.1	-	-	-	-	-	-	-	-	-	-		
	TPH by GC/ED (AR)	mg/kg	10	19.5	14.4	24.8	108	-	-	-	-	-	-		
	BTEX and MTEX	Benzene	mg/kg	0.001	140	72	-	-	<0.001	<0.001	<0.001	<0.001	<0.001	<0.001	
Toluene		mg/kg	0.005	-	56000	-	-	<0.005	<0.005	<0.005	<0.005	<0.005	<0.005		
Ethylbenzene		mg/kg	0.002	-	24000	-	-	<0.001	<0.001	<0.001	<0.001	<0.001	<0.001		
Xylene (m & o)		mg/kg	0.004	-	41000	-	-	<0.004	<0.004	<0.004	<0.004	<0.004	<0.004		
Xylene (o)		mg/kg	0.002	-	-	-	-	<0.002	<0.002	<0.002	<0.002	<0.002	<0.002		
Xylene Total		mg/kg	0.02	-	-	-	-	<0.03	<0.03	<0.03	<0.03	<0.03	<0.03		
MTEX		mg/kg	0.001	-	-	-	-	-	-	-	-	-	-		
Total BTEX	mg/kg	0.04	-	-	-	-	-	-	-	-	-	-			
VOC	Styrene	mg/kg	0.001	-	-	-	-	-	-	-	-	-	-		
	cis-1,3-dichloroethene	mg/kg	0.001	-	-	-	-	-	-	-	-	-	-		
	trans-1,3-dichloroethene	mg/kg	0.001	-	-	-	-	-	-	-	-	-	-		
	1,1,1,2-tetrachloroethane	mg/kg	0.001	1400	-	-	-	-	-	-	-	-	-		
	1,1,1-trichloroethane	mg/kg	0.001	140000	-	-	-	-	-	-	-	-	-		
	1,1,2,2-tetrachloroethane	mg/kg	0.001	1400	-	-	-	-	-	-	-	-	-		
	1,1,2-dichloroethane	mg/kg	0.001	-	-	-	-	-	-	-	-	-	-		
	1,1-dichloroethane	mg/kg	0.001	-	-	-	-	-	-	-	-	-	-		
	1,1-dichloroethene	mg/kg	0.001	-	-	-	-	-	-	-	-	-	-		
	1,1-dichloroethane	mg/kg	0.001	-	-	-	-	-	-	-	-	-	-		
	1,2-dichloroethane	mg/kg	0.001	-	-	-	-	-	-	-	-	-	-		
	1,2-dichloroethene	mg/kg	0.001	-	-	-	-	-	-	-	-	-	-		
	1,2-dibromo-3-chloropropane	mg/kg	0.001	-	-	-	-	-	-	-	-	-	-		
	1,2-dibromoethane	mg/kg	0.001	-	-	-	-	-	-	-	-	-	-		
	1,2-dichloroethane	mg/kg	0.001	29	-	-	-	-	-	-	-	-	-		
	1,2-dichloroethene	mg/kg	0.001	-	-	-	-	-	-	-	-	-	-		
	1,3,5-trimethylbenzene	mg/kg	0.001	-	-	-	-	-	-	-	-	-	-		
	1,3-dichloropropane	mg/kg	0.001	-	-	-	-	-	-	-	-	-	-		
	2,2-dichloropropane	mg/kg	0.001	-	-	-	-	-	-	-	-	-	-		
	2-chlorotoluene	mg/kg	0.001	-	-	-	-	-	-	-	-	-	-		
	4-chlorotoluene	mg/kg	0.001	-	-	-	-	-	-	-	-	-	-		
	Bromobenzene	mg/kg	0.001	-	-	-	-	-	-	-	-	-	-		
	Bromochloromethane	mg/kg	0.001	-	-	-	-	-	-	-	-	-	-		
	Bromodichloromethane	mg/kg	0.001	-	-	-	-	-	-	-	-	-	-		
	Bromoform	mg/kg	0.001	-	-	-	-	-	-	-	-	-	-		
	Bromomethane	mg/kg	0.001	-	-	-	-	-	-	-	-	-	-		
	Carbon disulfide	mg/kg	0.007	11000	-	-	-	-	-	-	-	-	-		
	Carbon tetrachloride	mg/kg	0.001	890	-	-	-	-	-	-	-	-	-		
	Chlorobromomethane	mg/kg	0.001	-	-	-	-	-	-	-	-	-	-		
	Chloroethane	mg/kg	0.002	-	-	-	-	-	-	-	-	-	-		
	Chloroform	mg/kg	0.001	2500	-	-	-	-	-	-	-	-	-		
	Chloromethane	mg/kg	0.003	-	-	-	-	-	-	-	-	-	-		
	cis-1,2-dichloroethene	mg/kg	0.005	-	-	-	-	-	-	-	-	-	-		
	Dibromomethane	mg/kg	0.001	-	-	-	-	-	-	-	-	-	-		
	Dichlorodifluoromethane	mg/kg	0.001	-	-	-	-	-	-	-	-	-	-		
	Dichloromethane	mg/kg	0.01	-	-	-	-	-	-	-	-	-	-		
	Isopropylbenzene	mg/kg	0.001	-	-	-	-	-	-	-	-	-	-		
	n-butylbenzene	mg/kg	0.001	-	-	-	-	-	-	-	-	-	-		
	n-propylbenzene	mg/kg	0.001	-	-	-	-	-	-	-	-	-	-		
	p-isocrotyltoluene	mg/kg	0.001	-	-	-	-	-	-	-	-	-	-		
	sec-butylbenzene	mg/kg	0.001	-	-	-	-	-	-	-	-	-	-		
	Trichloroethene	mg/kg	0.001	120	-	-	-	-	-	-	-	-	-		
tert-butylbenzene	mg/kg	0.001	-	-	-	-	-	-	-	-	-	-			
Tetrachloroethene	mg/kg	0.003	1400	-	-	-	-	-	-	-	-	-			
trans-1,2-dichloroethene	mg/kg	0.001	-	-	-	-	-	-	-	-	-	-			
Trichlorofluoromethane	mg/kg	0.001	-	-	-	-	-	-	-	-	-	-			
Vinyl chloride	mg/kg	0.001	3.5	-	-	-	-	-	-	-	-	-			
tert-Amyl methyl ether	mg/kg	0.01	-	-	-	-	-	-	-	-	-	-			
1,2,3-trichlorobenzene	mg/kg	0.001	1800	-	-	-	-	-	-	-	-	-			
1,2,4-trichlorobenzene	mg/kg	0.003	15000	-	-	-	-	-	-	-	-	-			
1,2-dichlorobenzene	mg/kg	0.001	90000	-	-	-	-	-	-	-	-	-			
1,3,5-Trichlorobenzene	mg/kg	0.001	1700	-	-	-	-	-	-	-	-	-			
1,3-dichlorobenzene	mg/kg	0.001	300	-	-	-	-	-	-	-	-	-			
1,4-dichlorobenzene	mg/kg	0.001	17000	-	-	-	-	-	-	-	-	-			
Chlorobenzene	mg/kg	0.001	11000	-	-	-	-	-	-	-	-	-			
Hexachlorobutadiene	mg/kg	0.002	25	-	-	-	-	-	-	-	-	-			

		Field ID	BH06018-X-0.50-ES-191127	BH06018-X-1.00-ES-191127	BH07007-X-0.00-ES-200130	BH07007-X-0.50-ES-200130	BH07007-X-1.50-ES-200131	BH07007-X-2.50-ES-200131	BH07007-X-3.20-ES-200131	BH07007-X-4.20-ES-200131	BH07007-X-5.20-ES-200131
		Location Code	BH06018	BH06018	BH07007	BH07007	BH07007	BH07007	BH07007	BH07007	BH07007
		Sample Depth Range	0.5	1	0	0.5	1.5	2.5	3.2	4.2	5.2
		Sample Date	27/11/2019	27/11/2019	30/01/2020	30/01/2020	31/01/2020	31/01/2020	31/01/2020	31/01/2020	31/01/2020
		Matrix Description	LQM S4UL Public Open Space (POS) Residential - 1% SOM								
		C4SL Public Open Space (POS) Residential									
Chem Group	ChemName	output unit	EQL								
SVOC	Benzyl alcohol	mg/kg	0.5	-	-	-	-	-	-	-	-
	Diphenyl ether	mg/kg	0.1	-	-	-	-	-	-	-	-
	4-bromophenyl phenyl ether	mg/kg	0.1	-	-	-	-	-	-	-	-
	4-nitroaniline	mg/kg	0.1	-	-	-	-	-	-	-	-
	4-nitrophenol	mg/kg	0.1	-	-	-	-	-	-	-	-
	1,1-Biohexyl	mg/kg	0.1	-	-	-	-	-	-	-	-
	1,2,3,4-tetrachlorobenzene	mg/kg	0.001	830	-	-	-	-	-	-	-
	1-Methylnaphthalene	mg/kg	0.1	-	-	-	-	-	-	-	-
	2,4,5-trichlorophenol	mg/kg	0.1	-	-	-	-	-	-	-	-
	2,4,6-trichlorophenol	mg/kg	0.1	-	-	-	-	-	-	-	-
	2,4-dichlorophenol	mg/kg	0.1	-	-	-	-	-	-	-	-
	2,4-dimethylphenol	mg/kg	0.1	-	-	-	-	-	-	-	-
	2,4-dinitrophenol	mg/kg	0.5	-	-	-	-	-	-	-	-
	2,4-dinitrotoluene	mg/kg	0.1	-	-	-	-	-	-	-	-
	2,6-dinitrotoluene	mg/kg	0.1	-	-	-	-	-	-	-	-
	2-chloronaphthalene	mg/kg	0.1	-	-	-	-	-	-	-	-
	2-chlorophenol	mg/kg	0.1	-	-	-	-	-	-	-	-
	2-methylnaphthalene	mg/kg	0.1	-	-	-	-	-	-	-	-
	2-methylphenol	mg/kg	0.1	-	-	-	-	-	-	-	-
	2-nitroaniline	mg/kg	0.1	-	-	-	-	-	-	-	-
	2-nitrophenol	mg/kg	0.1	-	-	-	-	-	-	-	-
	3-nitroaniline	mg/kg	0.1	-	-	-	-	-	-	-	-
	4,6-Dinitro-2-methylphenol	mg/kg	0.2	-	-	-	-	-	-	-	-
	4-chloro-3-methylphenol	mg/kg	0.1	-	-	-	-	-	-	-	-
	4-chloroaniline	mg/kg	0.1	-	-	-	-	-	-	-	-
	4-chlorophenol	mg/kg	0.5	620	-	-	-	-	-	-	-
	4-chlorophenyl phenyl ether	mg/kg	0.1	-	-	-	-	-	-	-	-
	4-methylphenol	mg/kg	0.1	-	-	-	-	-	-	-	-
	Azobenzene	mg/kg	0.1	-	-	-	-	-	-	-	-
	Benzoic Acid	mg/kg	0.5	-	-	-	-	-	-	-	-
	Bis(2-chlorophenyl) methane	mg/kg	0.1	-	-	-	-	-	-	-	-
	Bis(2-chloroethyl) ether	mg/kg	0.1	-	-	-	-	-	-	-	-
	Bis(2-chloroisopropyl) ether	mg/kg	0.1	-	-	-	-	-	-	-	-
	Bis(2-ethylhexyl) phthalate	mg/kg	0.1	-	-	-	-	-	-	-	-
	Butyl benzyl phthalate	mg/kg	0.1	-	-	-	-	-	-	-	-
	Carbazole	mg/kg	0.1	-	-	-	-	-	-	-	-
	Dibenzofuran	mg/kg	0.1	-	-	-	-	-	-	-	-
	Diethylphthalate	mg/kg	0.1	-	-	-	-	-	-	-	-
	Dimethyl phthalate	mg/kg	0.1	-	-	-	-	-	-	-	-
	Di-n-butyl phthalate	mg/kg	0.1	-	-	-	-	-	-	-	-
	Di-n-octyl phthalate	mg/kg	0.1	-	-	-	-	-	-	-	-
	Hexachlorobenzene	mg/kg	0.002	16	-	-	-	-	-	-	-
	Hexachlorocyclopentadiene	mg/kg	0.1	-	-	-	-	-	-	-	-
	Hexachloroethane	mg/kg	0.1	-	-	-	-	-	-	-	-
	Isophorone	mg/kg	0.1	-	-	-	-	-	-	-	-
Nitrobenzene	mg/kg	0.1	-	-	-	-	-	-	-	-	
N-nitrosodipropylamine	mg/kg	0.1	-	-	-	-	-	-	-	-	
n-Nitrosodiphenylamine	mg/kg	0.1	-	-	-	-	-	-	-	-	
Pentachlorobenzene	mg/kg	0.001	100	-	-	-	-	-	-	-	
Pentachloronitrobenzene	mg/kg	0.05	-	-	-	-	-	-	-	-	
Pentachlorophenol	mg/kg	0.1	60	-	-	-	-	-	-	-	
PCB	PCB-110	mg/kg	-	-	-	-	-	-	-	-	-
	PCB-128	mg/kg	-	-	-	-	-	-	-	-	-
	PCB-141	mg/kg	-	-	-	-	-	-	-	-	-
	PCB-149	mg/kg	-	-	-	-	-	-	-	-	-
	PCB-151	mg/kg	-	-	-	-	-	-	-	-	-
	PCB-158	mg/kg	-	-	-	-	-	-	-	-	-
	PCB-170	mg/kg	-	-	-	-	-	-	-	-	-
	PCB-18	mg/kg	-	-	-	-	-	-	-	-	-
	PCB-183	mg/kg	-	-	-	-	-	-	-	-	-
	PCB-187	mg/kg	-	-	-	-	-	-	-	-	-
	PCB-194	mg/kg	-	-	-	-	-	-	-	-	-
	PCB-31	mg/kg	-	-	-	-	-	-	-	-	-
	PCB-44	mg/kg	-	-	-	-	-	-	-	-	-
	PCB-49	mg/kg	-	-	-	-	-	-	-	-	-
	2,2,4,4-tetrachloro-1,1-Biphenyl	mg/kg	-	-	-	-	-	-	-	-	-
	2,3,4,4-tetrachloro-1,1-Biphenyl	mg/kg	-	-	-	-	-	-	-	-	-
	Heptachlorobiphenyl, 2,3,3,4,4,5,5- (PCB 189)	mg/kg	0.003	-	-	-	<0.005	<0.005	<0.005	<0.005	<0.005
	Hexachlorobiphenyl, 2,3,3,4,4,5- (PCB 156)	mg/kg	0.003	-	-	-	<0.005	<0.005	<0.005	<0.005	<0.005
	Hexachlorobiphenyl, 2,3,3,4,4,5- (PCB 157)	mg/kg	0.003	-	-	-	<0.005	<0.005	<0.005	<0.005	<0.005
	Hexachlorobiphenyl, 2,3,4,4,5,5- (PCB 167)	mg/kg	0.003	-	-	-	<0.005	<0.005	<0.005	<0.005	<0.005
	Hexachlorobiphenyl, 3,3,4,4,5,5- (PCB 169)	mg/kg	0.003	-	-	-	<0.005	<0.005	<0.005	<0.005	<0.005
	PCB 101	mg/kg	0.003	-	-	-	<0.005	<0.005	<0.005	<0.005	<0.005
	PCB 118	mg/kg	0.003	-	-	-	<0.005	<0.005	<0.005	<0.005	<0.005
	PCB 138	mg/kg	0.003	-	-	-	<0.005	<0.005	<0.005	<0.005	<0.005
	PCB 153	mg/kg	0.003	-	-	-	<0.005	<0.005	<0.005	<0.005	<0.005
PCB 160	mg/kg	0.003	-	-	-	<0.005	<0.005	<0.005	<0.005	<0.005	
PCB 26	mg/kg	0.003	-	-	-	<0.005	<0.005	<0.005	<0.005	<0.005	
PCB 52	mg/kg	0.003	-	-	-	<0.005	<0.005	<0.005	<0.005	<0.005	
Pentachlorobiphenyl, 2,3,3,4,4- (PCB 105)	mg/kg	0.003	-	-	-	<0.005	<0.005	<0.005	<0.005	<0.005	
Pentachlorobiphenyl, 2,3,4,4,5- (PCB 114)	mg/kg	0.003	-	-	-	<0.005	<0.005	<0.005	<0.005	<0.005	
Pentachlorobiphenyl, 2,3,4,4,5- (PCB 123)	mg/kg	0.003	-	-	-	<0.005	<0.005	<0.005	<0.005	<0.005	
Pentachlorobiphenyl, 3,3,4,4,5- (PCB 126)	mg/kg	0.003	-	-	-	<0.005	<0.005	<0.005	<0.005	<0.005	
Tetrachlorobiphenyl, 3,3,4,4- (PCB 77)	mg/kg	0.003	-	-	-	<0.005	<0.005	<0.005	<0.005	<0.005	
Tetrachlorobiphenyl, 3,4,4,5- (PCB 81)	mg/kg	0.003	-	-	-	<0.005	<0.005	<0.005	<0.005	<0.005	
Total PCB 7 congeners	mg/kg	0.021	-	-	-	-	-	-	-	-	
Total PCB WHO 12	mg/kg	0.036	-	-	-	-	-	-	-	-	

		Field ID	BH06018-X-0.50-ES-191127	BH06018-X-1.00-ES-191127	BH07007-X-0.00-ES-200130	BH07007-X-0.50-ES-200130	BH07007-X-1.50-ES-200131	BH07007-X-2.50-ES-200131	BH07007-X-3.20-ES-200131	BH07007-X-4.20-ES-200131	BH07007-X-5.20-ES-200131
		Location Code	BH06018	BH06018	BH07007	BH07007	BH07007	BH07007	BH07007	BH07007	BH07007
		Sample Depth Range	0.5	1	0	0.5	1.5	2.5	3.2	4.2	5.2
		Sample Date	27/11/2019	27/11/2019	30/01/2020	30/01/2020	31/01/2020	31/01/2020	31/01/2020	31/01/2020	31/01/2020
		Matrix Description	LQM S4UL Public Open Space (POS) Residential - 1% SOM								
		C4SL Public Open Space (POS) Residential									
Chem Group	ChemName	output unit	EQL								
Phenolics	Xenonols	mg/kg	0.015	-	-	-	-	-	-	-	-
	Phenol Index	mg/kg	0.5	<0.5	<0.5	<0.5	<0.5	<0.5	<0.5	<0.5	<0.5
	3-4-methylphenol	mg/kg	0.1	-	-	-	-	-	-	-	-
	Cresol Total	mg/kg	0.01	-	-	-	-	-	-	-	-
Organofins	Phenol	mg/kg	0.01	-	-	-	-	-	-	-	-
	Phenols Monohydric	mg/kg	0.035	-	-	-	-	-	-	-	-
	Dibutyltin	mg/kg	-	-	-	-	-	-	-	-	-
	Monophenyltin	mg/kg	-	-	-	-	-	-	-	-	-
Pesticides	Diphenyltin	mg/kg	-	-	-	-	-	-	-	-	-
	Monobutyltin	mg/kg	-	-	-	-	-	-	-	-	-
	Tetrabutyltin	mg/kg	-	-	-	-	-	-	-	-	-
	Tributyltin	mg/kg	0.001	-	-	-	<0.005	<0.005	<0.005	<0.005	<0.005
	Triphenyltin	mg/kg	-	-	-	-	-	-	-	-	-
	Ethionphos	mg/kg	0.002	-	-	-	-	-	-	-	-
	Hepachlor epoxide	mg/kg	0.002	-	-	-	-	-	-	-	-
	Methachlorphos	mg/kg	0.002	-	-	-	-	-	-	-	-
	Propetamphos	mg/kg	0.002	-	-	-	-	-	-	-	-
	Simetryn	mg/kg	0.05	-	-	-	-	-	-	-	-
Sodium Acifluorfen	mg/kg	-	-	-	-	-	-	-	-	-	
Tosazene	mg/kg	0.003	-	-	-	-	-	-	-	-	
2,4,5-TP (Silvex)	mg/kg	-	-	-	-	-	-	-	-	-	
Hedonal	mg/kg	-	-	-	-	-	-	-	-	-	
2,4-DDT	mg/kg	0.003	-	-	-	-	-	-	-	-	
2,4-Dichloroac	mg/kg	-	-	-	-	-	-	-	-	-	
4-(2,4-Dichlorophenoxy)butyric Acid (2,4-DB)	mg/kg	-	-	-	-	-	-	-	-	-	
4,4-DDE	mg/kg	0.005	-	-	-	-	-	-	-	-	
4-Chlorophenoxy acetic acid	mg/kg	-	-	-	-	-	-	-	-	-	
a-BHC	mg/kg	0.002	24	-	-	-	-	-	-	-	
Aldrin	mg/kg	0.002	18	-	-	-	-	-	-	-	
Ametryn	mg/kg	0.05	-	-	-	-	-	-	-	-	
Acetyl (hexnill)	mg/kg	-	-	-	-	-	-	-	-	-	
Atraton	mg/kg	0.05	-	-	-	-	-	-	-	-	
Atrazine	mg/kg	0.05	1200	-	-	-	-	-	-	-	
Azinophos methyl	mg/kg	0.005	-	-	-	-	-	-	-	-	
b-BHC	mg/kg	0.002	8.1	-	-	-	-	-	-	-	
Bentazone	mg/kg	0.1	-	-	-	-	-	-	-	-	
Bromoxnill	mg/kg	-	-	-	-	-	-	-	-	-	
Carboethionion	mg/kg	0.003	-	-	-	-	-	-	-	-	
chlordan	mg/kg	0.002	-	-	-	-	-	-	-	-	
Chlordane (cis)	mg/kg	0.002	-	-	-	-	-	-	-	-	
Azinphos Ethyl	mg/kg	0.005	-	-	-	-	-	-	-	-	
Chlordane (trans)	mg/kg	0.05	-	-	-	-	-	-	-	-	
Chlorfenvinphos	mg/kg	0.003	-	-	-	-	-	-	-	-	
Chlorotoluron	mg/kg	-	-	-	-	-	-	-	-	-	
Chlorovifos	mg/kg	0.002	-	-	-	-	-	-	-	-	
Chlorpyrifos-methyl	mg/kg	0.002	-	-	-	-	-	-	-	-	
Cyanazine	mg/kg	-	-	-	-	-	-	-	-	-	
d-BHC	mg/kg	0.002	-	-	-	-	-	-	-	-	
DDD	mg/kg	0.005	-	-	-	-	-	-	-	-	
DDT	mg/kg	0.005	-	-	-	-	-	-	-	-	
Chlorfalonil	mg/kg	0.002	-	-	-	-	-	-	-	-	
Diazinon	mg/kg	0.001	-	-	-	-	-	-	-	-	
Dicamba	mg/kg	-	-	-	-	-	-	-	-	-	
Dichlobenil	mg/kg	0.001	-	-	-	-	-	-	-	-	
cis-Permethrin	mg/kg	0.003	-	-	-	-	-	-	-	-	
Dichlorvos	mg/kg	0.002	16	-	-	-	-	-	-	-	
Diclofop	mg/kg	-	-	-	-	-	-	-	-	-	
Dieldrin	mg/kg	0.005	18	-	-	-	-	-	-	-	
Dimethoate	mg/kg	0.003	-	-	-	-	-	-	-	-	
Dinoseb	mg/kg	-	-	-	-	-	-	-	-	-	
Diuron	mg/kg	-	-	-	-	-	-	-	-	-	
Endosulfan I	mg/kg	0.001	1200	-	-	-	-	-	-	-	
Endosulfan II	mg/kg	0.01	-	-	-	-	-	-	-	-	
Endosulfan sulphate	mg/kg	0.005	-	-	-	-	-	-	-	-	
Endrin	mg/kg	0.003	-	-	-	-	-	-	-	-	
Endrin ketone	mg/kg	0.03	-	-	-	-	-	-	-	-	
Ethion	mg/kg	0.003	-	-	-	-	-	-	-	-	
Fenitrothion	mg/kg	0.005	-	-	-	-	-	-	-	-	
Fenthion	mg/kg	0.01	-	-	-	-	-	-	-	-	
Fluroxypyr	mg/kg	0.1	-	-	-	-	-	-	-	-	

		Field ID	BH06018-X-0.50-ES-191127	BH06018-X-1.00-ES-191127	BH07007-X-0.00-ES-200130	BH07007-X-0.50-ES-200130	BH07007-X-1.50-ES-200131	BH07007-X-2.50-ES-200131	BH07007-X-3.20-ES-200131	BH07007-X-4.20-ES-200131	BH07007-X-5.20-ES-200131	
		Location Code	BH06018	BH06018	BH07007	BH07007	BH07007	BH07007	BH07007	BH07007	BH07007	
		Sample Depth Range	0.5	1	0	0.5	1.5	2.5	3.2	4.2	5.2	
		Sample Date	27/11/2019	27/11/2019	30/01/2020	30/01/2020	31/01/2020	31/01/2020	31/01/2020	31/01/2020	31/01/2020	
		Matrix Description	LQM S4UL Public Open Space (POS) Residential - 1% SOM									
		C4SL Public Open Space (POS) Residential	LQM S4UL Public Open Space (POS) Residential - 1% SOM									
Chem Group	ChemName	output unit	EQL									
Pesticides	α-BHC (Lindane)	mg/kg	0.001	-	-	-	-	-	-	-	-	
	Heptachlor	mg/kg	0.003	-	-	-	-	-	-	-	-	
	Isodrin	mg/kg	0.002	-	-	-	-	-	-	-	-	
	Isoproturon	mg/kg	-	-	-	-	-	-	-	-	-	
	Linuron	mg/kg	-	-	-	-	-	-	-	-	-	
	Malathion	mg/kg	0.002	-	-	-	-	-	-	-	-	
	2-Methyl-4-chlorophenoxyacetic acid	mg/kg	-	-	-	-	-	-	-	-	-	
	2-Methyl-4-Chlorophenoxy Butanoic Acid	mg/kg	-	-	-	-	-	-	-	-	-	
	Mecoprop	mg/kg	-	-	-	-	-	-	-	-	-	
	Methoxychlor	mg/kg	0.005	-	-	-	-	-	-	-	-	
	Methyl carathion	mg/kg	0.01	-	-	-	-	-	-	-	-	
	Mevinphos (Phosdrin)	mg/kg	0.002	-	-	-	-	-	-	-	-	
	o,p-DDD	mg/kg	0.005	-	-	-	-	-	-	-	-	
	o,p'-DDE	mg/kg	0.002	-	-	-	-	-	-	-	-	
	o,p'-Methoxychlor	mg/kg	0.05	-	-	-	-	-	-	-	-	
	Parathion	mg/kg	0.005	-	-	-	-	-	-	-	-	
	Pendimethalin	mg/kg	0.01	-	-	-	-	-	-	-	-	
	Permethrin	mg/kg	0.05	-	-	-	-	-	-	-	-	
	Permethrin II	mg/kg	0.003	-	-	-	-	-	-	-	-	
	Phorate	mg/kg	0.01	-	-	-	-	-	-	-	-	
	Priniphos-methyl	mg/kg	0.002	-	-	-	-	-	-	-	-	
	Priniphos-ethyl	mg/kg	0.002	-	-	-	-	-	-	-	-	
	Prometon	mg/kg	0.05	-	-	-	-	-	-	-	-	
	Prometryn	mg/kg	0.05	-	-	-	-	-	-	-	-	
	Pronamide	mg/kg	0.002	-	-	-	-	-	-	-	-	
	Propazine	mg/kg	0.05	-	-	-	-	-	-	-	-	
	Propiconazole	mg/kg	-	-	-	-	-	-	-	-	-	
	Propoxycarbazone-sodium	mg/kg	-	-	-	-	-	-	-	-	-	
	Simazine	mg/kg	0.05	-	-	-	-	-	-	-	-	
	Terbutryn	mg/kg	0.05	-	-	-	-	-	-	-	-	
	Terbutylazine	mg/kg	0.05	-	-	-	-	-	-	-	-	
	Phoxalone	mg/kg	0.005	-	-	-	-	-	-	-	-	
	Phosphamidon	mg/kg	0.005	-	-	-	-	-	-	-	-	
	Triadimefon	mg/kg	0.002	-	-	-	-	-	-	-	-	
	Triallate	mg/kg	0.002	-	-	-	-	-	-	-	-	
	Triclopyr	mg/kg	0.1	-	-	-	-	-	-	-	-	
	Triclosan	mg/kg	-	-	-	-	-	-	-	-	-	
	Trifluralin	mg/kg	0.01	-	-	-	-	-	-	-	-	
	Tebuconazole	mg/kg	-	-	-	-	-	-	-	-	-	
	Telodrin	mg/kg	0.05	-	-	-	-	-	-	-	-	
	Triazophos	mg/kg	0.003	-	-	-	-	-	-	-	-	
	SVOC TIC	SVOC TICs - Detect	Detect	-	-	-	-	-	-	-	-	-
		Anthraquinone 9,10-	mg/kg	-	-	-	-	-	-	-	-	-
		SVOC Tentatively Identified Compounds	mg/kg	0.1	-	-	-	-	-	-	-	-
	VOC TIC	Aniline	mg/kg	0.3	-	-	-	-	-	-	-	-
VOC TICs - Detect		Detect	-	-	-	-	-	-	-	-	-	
VOC Tentatively Identified Compounds		mg/kg	0.05	-	-	-	-	-	-	-	-	
Other	Freon 113	mg/kg	0.005	-	-	-	-	-	-	-	-	
	Temperature	°C	-	-	-	-	-	-	-	-	-	
	Conductivity @ 20°C	µS/cm	14	-	-	-	-	-	-	-	-	
	% Stones <4mm	%	-	-	40.2	42.2	0	0	0	51	51	
	Fraction of non-crushable material	%	0	0	0	0	0	0	0	0		
	Moisture Content (dried @35°C)	%	-	-	-	-	-	-	-	-	-	
	Moisture Content 105°C	%	0.1	29.3	23.5	23.2	15.4	20	22.5	25	23.3	
	pH (Lab)	pH Units	1	8.5	8.7	8.3	8.7	8.7	9.5	7.8	8.2	
	Stone Content	%	0.1	4.2	5.2	8.9	7.6	7.4	5.7	5.1	0	
	Total Organic Carbon	%	0.02	0.46	0.44	0.75	1.02	1.03	0.58	2.51	2.37	

**Env Stds Comments**  
 #1:GAC is only presented as speciated chromium. 7.7mg/kg is used for hexavalent. If hexavalent chromium (CVI) data is available, a value of 1,500mg/kg r  
 #2:C4SL for lead adopted  
 #3:GAC only presented as speciated mercury. 16mg/kg is used for elemental mercury. If the CSM indicates that elemental mercury is not a CoC and mercury  
 #4:Updated S4UL for nickel  
 #5:S4UL exceeds solubility saturation limit  
 #6:Criteria derived for Al<sup>3</sup>-C16-C35 split between Al<sup>3</sup>-C16-21 & Al<sup>3</sup>-C21-35. Requires summation of fractions to use Al<sup>3</sup>-C16-C35 criteria.  
 #7:Criteria presented is for p-xylene. A separate value is presented for o-xylene.  
 #8:S4UL based on a threshold protective of direct skin contact with phenol

**Legend**

38.2	Results exceeds GAC.
<50	Results MDL is greater than GAC.
NAD	No asbestos detected.
-	Determinand has not been tested for.

**Notes**  
 A range is given where a determinand has been analysed for by more than one method.









Chem Group	ChemName	output unit	EQL	Matrix Description									
				S4UL Public Open Space (POS) Residential		S4UL Public Open Space (POS) Residential - 1% SOM		S4UL Public Open Space (POS) Residential		S4UL Public Open Space (POS) Residential		S4UL Public Open Space (POS) Residential	
				Field ID	BH07007-X-6.20-ES-200131	BH07007-X-7.20-ES-200131	BH07008-X-0.00-ES-200122	BH07008-X-1.00-ES-200122	BH07008-X-1.50-ES-200128	BH07008-X-13.60-ES-200129	BH07008-X-15.90-ES-200129	BH07008-X-2.70-ES-200128	BH07008-X-3.70-ES-200128
				Location Code	BH07007	BH07007	BH07008	BH07008	BH07008	BH07008	BH07008	BH07008	BH07008
				Sample Depth Range	6.2	7.2	0	1	1.5	13.6	15.9	2.7	3.7
				Sample Date	31/01/2020	31/01/2020	22/01/2020	22/01/2020	28/01/2020	29/01/2020	29/01/2020	28/01/2020	28/01/2020
Phenolics	Xenolols	mg/kg	0.015	-	-	-	-	-	-	-	-	-	-
	Phenol Index	mg/kg	0.5	<0.5	<0.5	<0.5	<0.5	<0.5	<0.5	<0.5	<0.5	<0.5	<0.5
	3-24-methylphenol	mg/kg	0.1	-	-	-	-	-	-	-	-	-	-
	Cresol Total	mg/kg	0.01	-	-	-	-	-	-	-	-	-	-
	Phenol	mg/kg	0.01	-	-	-	-	-	-	-	-	-	-
	Phenols Monohydric	mg/kg	0.035	-	-	-	-	-	-	-	-	-	-
Organofins	Dibutyltin	mg/kg	-	-	-	-	-	-	-	-	-	-	-
	Monophenyltin	mg/kg	-	-	-	-	-	-	-	-	-	-	-
	Diphenyltin	mg/kg	-	-	-	-	-	-	-	-	-	-	-
	Monobutyltin	mg/kg	-	-	-	-	-	-	-	-	-	-	-
	Tetrabutyltin	mg/kg	-	-	-	-	-	-	-	-	-	-	-
	Tributyltin	mg/kg	0.001	<0.005	<0.005	-	-	<0.005	-	-	<0.005	<0.005	<0.005
	Triphenyltin	mg/kg	-	-	-	-	-	-	-	-	-	-	-
Pesticides	Ethionfos	mg/kg	0.002	-	-	-	-	-	-	-	-	-	-
	Heptachlor epoxide	mg/kg	0.002	-	-	-	-	-	-	-	-	-	-
	Methacrifos	mg/kg	0.002	-	-	-	-	-	-	-	-	-	-
	Propetamphos	mg/kg	0.002	-	-	-	-	-	-	-	-	-	-
	Simetryn	mg/kg	0.05	-	-	-	-	-	-	-	-	-	-
	Sodium Acifluorfen	mg/kg	-	-	-	-	-	-	-	-	-	-	-
	Tebufos	mg/kg	0.003	-	-	-	-	-	-	-	-	-	-
	2,4,5-TP (Silvex)	mg/kg	-	-	-	-	-	-	-	-	-	-	-
	Hedonal	mg/kg	-	-	-	-	-	-	-	-	-	-	-
	2,4-DDT	mg/kg	0.003	-	-	-	-	-	-	-	-	-	-
	2,4-Dichloroprop	mg/kg	-	-	-	-	-	-	-	-	-	-	-
	4-(2,4-Dichlorophenoxy)butyric Acid (2,4-DB)	mg/kg	-	-	-	-	-	-	-	-	-	-	-
	4,4-DDE	mg/kg	0.005	-	-	-	-	-	-	-	-	-	-
	4-Chlorophenoxy acetic acid	mg/kg	-	-	-	-	-	-	-	-	-	-	-
	a-BHC	mg/kg	0.002	24	-	-	-	-	-	-	-	-	-
	Aldrin	mg/kg	0.002	18	-	-	-	-	-	-	-	-	-
	Ametryn	mg/kg	0.05	-	-	-	-	-	-	-	-	-	-
	Acetyl (hexnill)	mg/kg	-	-	-	-	-	-	-	-	-	-	-
	Atraton	mg/kg	0.05	-	-	-	-	-	-	-	-	-	-
	Atrazine	mg/kg	0.05	1200	-	-	-	-	-	-	-	-	-
	Azinophos methyl	mg/kg	0.005	-	-	-	-	-	-	-	-	-	-
	b-BHC	mg/kg	0.002	8.1	-	-	-	-	-	-	-	-	-
	Bentazone	mg/kg	0.1	-	-	-	-	-	-	-	-	-	-
	Bromoxynil	mg/kg	-	-	-	-	-	-	-	-	-	-	-
	Carbofenthothion	mg/kg	0.003	-	-	-	-	-	-	-	-	-	-
	chloridane	mg/kg	0.002	-	-	-	-	-	-	-	-	-	-
	Chlordane (cis)	mg/kg	0.002	-	-	-	-	-	-	-	-	-	-
	Azinphos Ethyl	mg/kg	0.005	-	-	-	-	-	-	-	-	-	-
	Chlordane (trans)	mg/kg	0.05	-	-	-	-	-	-	-	-	-	-
	Chlorfenvinphos	mg/kg	0.003	-	-	-	-	-	-	-	-	-	-
	Chlorotoluron	mg/kg	-	-	-	-	-	-	-	-	-	-	-
	Chlorovifos	mg/kg	0.002	-	-	-	-	-	-	-	-	-	-
	Chlorpyrifos-methyl	mg/kg	0.002	-	-	-	-	-	-	-	-	-	-
	Cyanazine	mg/kg	-	-	-	-	-	-	-	-	-	-	-
	d-BHC	mg/kg	0.002	-	-	-	-	-	-	-	-	-	-
	DDD	mg/kg	0.005	-	-	-	-	-	-	-	-	-	-
	DDT	mg/kg	0.005	-	-	-	-	-	-	-	-	-	-
	Chlorothalonil	mg/kg	0.002	-	-	-	-	-	-	-	-	-	-
	Diazinon	mg/kg	0.001	-	-	-	-	-	-	-	-	-	-
	Dicamba	mg/kg	-	-	-	-	-	-	-	-	-	-	-
	Dichlobenil	mg/kg	0.001	-	-	-	-	-	-	-	-	-	-
	cis-Permethrin	mg/kg	0.003	-	-	-	-	-	-	-	-	-	-
	Dichlorvos	mg/kg	0.002	16	-	-	-	-	-	-	-	-	-
	Diclofop	mg/kg	-	-	-	-	-	-	-	-	-	-	-
	Dieldrin	mg/kg	0.005	18	-	-	-	-	-	-	-	-	-
	Dimethoate	mg/kg	0.003	-	-	-	-	-	-	-	-	-	-
	Dinoseb	mg/kg	-	-	-	-	-	-	-	-	-	-	-
	Diuron	mg/kg	-	-	-	-	-	-	-	-	-	-	-
	Endosulfan I	mg/kg	0.001	1200	-	-	-	-	-	-	-	-	-
	Endosulfan II	mg/kg	0.01	-	-	-	-	-	-	-	-	-	-
	Endosulfan sulphate	mg/kg	0.005	-	-	-	-	-	-	-	-	-	-
	Endrin	mg/kg	0.003	-	-	-	-	-	-	-	-	-	-
	Endrin ketone	mg/kg	0.03	-	-	-	-	-	-	-	-	-	-
	Ethion	mg/kg	0.003	-	-	-	-	-	-	-	-	-	-
	Fenitrothion	mg/kg	0.005	-	-	-	-	-	-	-	-	-	-
	Fenitrothion	mg/kg	0.01	-	-	-	-	-	-	-	-	-	-
	Fluroxypyr	mg/kg	0.1	-	-	-	-	-	-	-	-	-	-

		Field ID	BH07007-X-6-20-ES-200131	BH07007-X-7-20-ES-200131	BH07008-X-0-00-ES-200122	BH07008-X-1-00-ES-200122	BH07008-X-1-50-ES-200128	BH07008-X-13-60-ES-200129	BH07008-X-15-90-ES-200129	BH07008-X-2-70-ES-200128	BH07008-X-3-70-ES-200128	
		Location Code	BH07007	BH07007	BH07008	BH07008	BH07008	BH07008	BH07008	BH07008	BH07008	
		Sample Depth Range	6.2	7.2	0	1	1.5	13.6	15.9	2.7	3.7	
		Sample Date	31/01/2020	31/01/2020	22/01/2020	22/01/2020	28/01/2020	29/01/2020	29/01/2020	28/01/2020	28/01/2020	
		Matrix Description	LQM S4UL Public Open Space (POS) Residential - 1% SOM									
		C4SL Public Open Space (POS) Residential										
Chem Group	ChemName	output unit	EQL									
	o-BHC (Lindane)	mg/kg	0.001	-	-	-	-	-	-	-	-	
	Heptachlor	mg/kg	0.003	-	-	-	-	-	-	-	-	
	Isodrin	mg/kg	0.002	-	-	-	-	-	-	-	-	
	Isoproturon	mg/kg	-	-	-	-	-	-	-	-	-	
	Linuron	mg/kg	-	-	-	-	-	-	-	-	-	
	Malathion	mg/kg	0.002	-	-	-	-	-	-	-	-	
	2-Methyl-4-chlorophenoxyacetic acid	mg/kg	-	-	-	-	-	-	-	-	-	
	2-Methyl-4-Chlorophenoxy Butanoic Acid	mg/kg	-	-	-	-	-	-	-	-	-	
	Mecoprop	mg/kg	-	-	-	-	-	-	-	-	-	
	Methoxychlor	mg/kg	0.005	-	-	-	-	-	-	-	-	
	Methyl parathion	mg/kg	0.01	-	-	-	-	-	-	-	-	
	Mevinphos (Phosdrin)	mg/kg	0.002	-	-	-	-	-	-	-	-	
	o,p-DDD	mg/kg	0.005	-	-	-	-	-	-	-	-	
	o,p'-DDE	mg/kg	0.002	-	-	-	-	-	-	-	-	
	o,p'-Methoxychlor	mg/kg	0.05	-	-	-	-	-	-	-	-	
	Parathion	mg/kg	0.005	-	-	-	-	-	-	-	-	
	Pendimethalin	mg/kg	0.01	-	-	-	-	-	-	-	-	
	Permethrin	mg/kg	0.05	-	-	-	-	-	-	-	-	
	Permethrin II	mg/kg	0.003	-	-	-	-	-	-	-	-	
	Phorate	mg/kg	0.01	-	-	-	-	-	-	-	-	
	Priniphos-methyl	mg/kg	0.002	-	-	-	-	-	-	-	-	
	Priniphos-ethyl	mg/kg	0.002	-	-	-	-	-	-	-	-	
	Prometon	mg/kg	0.05	-	-	-	-	-	-	-	-	
	Prometryn	mg/kg	0.05	-	-	-	-	-	-	-	-	
	Pronamide	mg/kg	0.002	-	-	-	-	-	-	-	-	
	Propazine	mg/kg	0.05	-	-	-	-	-	-	-	-	
	Propiconazole	mg/kg	-	-	-	-	-	-	-	-	-	
	Propoxycarbazono-sodium	mg/kg	-	-	-	-	-	-	-	-	-	
	Simazine	mg/kg	0.05	-	-	-	-	-	-	-	-	
	Terbutryn	mg/kg	0.05	-	-	-	-	-	-	-	-	
	Terbutylazine	mg/kg	0.05	-	-	-	-	-	-	-	-	
	Phosalone	mg/kg	0.005	-	-	-	-	-	-	-	-	
	Phosphamidon	mg/kg	0.005	-	-	-	-	-	-	-	-	
	Triadimefon	mg/kg	0.002	-	-	-	-	-	-	-	-	
	Triallate	mg/kg	0.002	-	-	-	-	-	-	-	-	
	Triclopyr	mg/kg	0.1	-	-	-	-	-	-	-	-	
	Triclosan	mg/kg	-	-	-	-	-	-	-	-	-	
	Trifluralin	mg/kg	0.01	-	-	-	-	-	-	-	-	
	Tebuconazole	mg/kg	-	-	-	-	-	-	-	-	-	
	Telodrin	mg/kg	0.05	-	-	-	-	-	-	-	-	
	Triazophos	mg/kg	0.003	-	-	-	-	-	-	-	-	
SVOC TIC	SVOC TICs - Detect	Detect	-	-	-	-	-	-	-	-	-	
	Anthraquinone 9,10-	mg/kg	-	-	-	-	-	-	-	-	-	
	SVOC Tentatively Identified Compounds	mg/kg	0.1	-	-	-	-	-	-	-	-	
	Aniline	mg/kg	0.3	-	-	-	-	-	-	-	-	
VOC TIC	VOC TICs - Detect	Detect	-	-	-	-	-	-	-	-	-	
	VOC Tentatively Identified Compounds	mg/kg	0.05	-	-	-	-	-	-	-	-	
	Freon 113	mg/kg	0.005	-	-	-	-	-	-	-	-	
Other	Temperature	°C	-	-	-	-	-	-	-	-	-	
	Conductivity @ 20°C	µS/cm	14	-	-	-	-	-	-	-	-	
	% Stones >4mm	%	100	100	0	0	13.3	0	0	31.8	33.7	
	Fraction of non-crushable material	%	0	0	0	0	0	0	0	0	0	
	Moisture Content (dried @35°C)	%	-	-	-	-	-	-	-	-	-	
	Moisture Content 105C	%	0.1	14	20.1	22.2	22.3	23.9	40.5	28.5	24.5	
	pH (Lab)	pH Units	1	8.1	8.3	8.7	9	9.1	8.2	8.6	7.7	
	Stone Content	%	0.1	23.2	32.9	8.6	5.7	9.1	0	35.1	0	
	Total Organic Carbon	%	0.02	1.93	3.98	0.62	0.6	0.7	3.41	1.4	11.2	

**Env Stds Comments**  
 #1:GAC is only presented as speciated chromium. 7.7mg/kg is used for hexavalent. If hexavalent chromium (CVI) data is available, a value of 1,500mg/kg r  
 #2:C4SL for lead adopted  
 #3:GAC only presented as speciated mercury. 16mg/kg is used for elemental mercury. If the CSM indicates that elemental mercury is not a CoC and mercury  
 #4:Updated S4UL for nickel  
 #5:S4UL exceeds solubility saturation limit  
 #6:Criteria derived for Al<sup>3</sup>-C16-C35 split between Al<sup>3</sup>-C16-21 & Al<sup>3</sup>-C21-35. Requires summation of fractions to use Al<sup>3</sup>-C16-C35 criteria.  
 #7:Criteria presented is for p-xylene. A separate value is presented for o-xylene.  
 #8:S4UL based on a threshold protective of direct skin contact with phenol

Legend	Results exceeds GAC.
>50	Results MDL is greater than GAC.
NAD	No asbestos detected.
-	Determinand has not been tested for.

**Notes**  
 A range is given where a determinand has been analysed for by more than one method.









Chem Group	ChemName	output unit	EQL	Field ID	BH07008-X-4.50-ES-200128	BH07008-X-5.50-ES-200128	BH07008-X-6.50-ES-200128	BH07008-X-7.60-ES-200128	BH07008-X-8.60-ES-200129	BH07010-X-0.05-ES-200110	BH07010-X-0.60-ES-200110	BH07010-X-1.10-ES-200110	BH07010-X-2.50-ES-200114	
				Location Code	BH07008	BH07008	BH07008	BH07008	BH07008	BH07010	BH07010	BH07010	BH07010	BH07010
				Sample Depth Range	4.5	5.5	6.5	7.6	8.6	0.05	0.6	1.1	2.5	
				Sampled Date Time	28/01/2020	28/01/2020	28/01/2020	28/01/2020	29/01/2020	10/01/2020	10/01/2020	10/01/2020	14/01/2020	
				Matrix Description	LQM S4UL Public Open Space (POS) Residential - 1% SOM									
				C4SL Public Open Space (POS) Residential										
Phenolics	Xenonols	mg/kg	0.015	-	-	-	-	-	-	-	-	-	-	
	Phenol Index	mg/kg	0.5	<0.5	<0.5	<0.5	<0.5	<0.5	<0.5	<0.5	<0.5	<0.5	<0.5	
	3-4-methylphenol	mg/kg	0.1	-	-	-	-	-	-	-	-	-	-	
	Cresol Total	mg/kg	0.01	-	-	-	-	-	-	-	-	-	-	
Organofins	Phenol	mg/kg	0.01	-	-	-	-	-	-	-	-	-	-	
	Phenols Monohydric	mg/kg	0.035	-	-	-	-	-	-	-	-	-	-	
	Dibutyltin	mg/kg	-	-	-	-	-	-	-	-	-	-	-	
	Monophenyltin	mg/kg	-	-	-	-	-	-	-	-	-	-	-	
Pesticides	Diphenyltin	mg/kg	-	-	-	-	-	-	-	-	-	-	-	
	Monobutyltin	mg/kg	-	-	-	-	-	-	-	-	-	-	-	
	Tetrabutyltin	mg/kg	-	-	-	-	-	-	-	-	-	-	-	
	Tributyltin	mg/kg	0.001	<0.005	<0.005	<0.005	<0.005	<0.005	-	-	-	-	<0.005	
	Triphenyltin	mg/kg	-	-	-	-	-	-	-	-	-	-	-	
	Ethionphos	mg/kg	0.002	-	-	-	-	-	-	-	-	-	-	
	Hepatachlor epoxide	mg/kg	0.002	-	-	-	-	-	-	-	-	-	-	
	Methachlorphos	mg/kg	0.002	-	-	-	-	-	-	-	-	-	-	
	Propetamphos	mg/kg	0.002	-	-	-	-	-	-	-	-	-	-	
	Simetryn	mg/kg	0.05	-	-	-	-	-	-	-	-	-	-	
Sodium Acifluorfen	mg/kg	-	-	-	-	-	-	-	-	-	-	-		
Tosazene	mg/kg	0.003	-	-	-	-	-	-	-	-	-	-		
2,4,5-TP (Silvex)	mg/kg	-	-	-	-	-	-	-	-	-	-	-		
Hedonal	mg/kg	-	-	-	-	-	-	-	-	-	-	-		
2,4-DDT	mg/kg	0.003	-	-	-	-	-	-	-	-	-	-		
2,4-Dichloroprop	mg/kg	-	-	-	-	-	-	-	-	-	-	-		
4-(2,4-Dichlorophenoxy)butyric Acid (2,4-DB)	mg/kg	-	-	-	-	-	-	-	-	-	-	-		
4,4-DDE	mg/kg	0.005	-	-	-	-	-	-	-	-	-	-		
4-Chlorophenoxy acetic acid	mg/kg	-	-	-	-	-	-	-	-	-	-	-		
a-BHC	mg/kg	0.002	24	-	-	-	-	-	-	-	-	-		
Aldrin	mg/kg	0.002	18	-	-	-	-	-	-	-	-	-		
Ametryn	mg/kg	0.05	-	-	-	-	-	-	-	-	-	-		
Acetyl (hexnill)	mg/kg	-	-	-	-	-	-	-	-	-	-	-		
Atraton	mg/kg	0.05	-	-	-	-	-	-	-	-	-	-		
Atrazine	mg/kg	0.05	1200	-	-	-	-	-	-	-	-	-		
Azinophos methyl	mg/kg	0.005	-	-	-	-	-	-	-	-	-	-		
b-BHC	mg/kg	0.002	8.1	-	-	-	-	-	-	-	-	-		
Bentazone	mg/kg	0.1	-	-	-	-	-	-	-	-	-	-		
Bromoxynil	mg/kg	-	-	-	-	-	-	-	-	-	-	-		
Carbofenthothion	mg/kg	0.003	-	-	-	-	-	-	-	-	-	-		
chlordanes	mg/kg	0.002	-	-	-	-	-	-	-	-	-	-		
Chlordane (cis)	mg/kg	0.002	-	-	-	-	-	-	-	-	-	-		
Azinphos Ethyl	mg/kg	0.005	-	-	-	-	-	-	-	-	-	-		
Chlordane (trans)	mg/kg	0.05	-	-	-	-	-	-	-	-	-	-		
Chlorfenvinphos	mg/kg	0.003	-	-	-	-	-	-	-	-	-	-		
Chlorotoluron	mg/kg	-	-	-	-	-	-	-	-	-	-	-		
Chlorovifos	mg/kg	0.002	-	-	-	-	-	-	-	-	-	-		
Chlorpyrifos-methyl	mg/kg	0.002	-	-	-	-	-	-	-	-	-	-		
Cyanazine	mg/kg	-	-	-	-	-	-	-	-	-	-	-		
d-BHC	mg/kg	0.002	-	-	-	-	-	-	-	-	-	-		
DDD	mg/kg	0.005	-	-	-	-	-	-	-	-	-	-		
DDT	mg/kg	0.005	-	-	-	-	-	-	-	-	-	-		
Chlorfalonil	mg/kg	0.002	-	-	-	-	-	-	-	-	-	-		
Diazinon	mg/kg	0.001	-	-	-	-	-	-	-	-	-	-		
Dicamba	mg/kg	-	-	-	-	-	-	-	-	-	-	-		
Dichlobenil	mg/kg	0.001	-	-	-	-	-	-	-	-	-	-		
cis-Permethrin	mg/kg	0.003	-	-	-	-	-	-	-	-	-	-		
Dichlorvos	mg/kg	0.002	16	-	-	-	-	-	-	-	-	-		
Diclofop	mg/kg	-	-	-	-	-	-	-	-	-	-	-		
Dieldrin	mg/kg	0.005	18	-	-	-	-	-	-	-	-	-		
Dimethoate	mg/kg	0.003	-	-	-	-	-	-	-	-	-	-		
Dinoseb	mg/kg	-	-	-	-	-	-	-	-	-	-	-		
Diuron	mg/kg	-	-	-	-	-	-	-	-	-	-	-		
Endosulfan I	mg/kg	0.001	1200	-	-	-	-	-	-	-	-	-		
Endosulfan II	mg/kg	0.01	-	-	-	-	-	-	-	-	-	-		
Endosulfan sulphate	mg/kg	0.005	-	-	-	-	-	-	-	-	-	-		
Endrin	mg/kg	0.003	-	-	-	-	-	-	-	-	-	-		
Endrin ketone	mg/kg	0.03	-	-	-	-	-	-	-	-	-	-		
Ethion	mg/kg	0.003	-	-	-	-	-	-	-	-	-	-		
Fenitrothion	mg/kg	0.005	-	-	-	-	-	-	-	-	-	-		
Fenthion	mg/kg	0.01	-	-	-	-	-	-	-	-	-	-		
Fluroxypyr	mg/kg	0.1	-	-	-	-	-	-	-	-	-	-		

		Field ID	BH07008-X-4.50-ES-200128	BH07008-X-5.50-ES-200128	BH07008-X-6.50-ES-200128	BH07008-X-7.60-ES-200128	BH07008-X-8.60-ES-200129	BH07010-X-0.05-ES-200110	BH07010-X-0.60-ES-200110	BH07010-X-1.10-ES-200110	BH07010-X-2.50-ES-200114	
		Location Code	BH07008	BH07008	BH07008	BH07008	BH07008	BH07010	BH07010	BH07010	BH07010	
		Sample Depth Range	4.5	5.5	6.5	7.6	8.6	0.05	0.6	1.1	2.5	
		Sample Date Time	28/01/2020	28/01/2020	28/01/2020	28/01/2020	29/01/2020	10/01/2020	10/01/2020	10/01/2020	14/01/2020	
		Matrix Description	LQM S4UL Public Open Space (POS) Residential - 1% SOM									
		C4SL Public Open Space (POS) Residential										
Chem Group	ChemName	output unit	EQL									
	g-BHC (Lindane)	mg/kg	0.001	8.2	-	-	-	-	-	-	-	
	Heptachlor	mg/kg	0.003	-	-	-	-	-	-	-	-	
	Isodrin	mg/kg	0.002	-	-	-	-	-	-	-	-	
	Isoproturon	mg/kg	-	-	-	-	-	-	-	-	-	
	Linuron	mg/kg	-	-	-	-	-	-	-	-	-	
	Malathion	mg/kg	0.002	-	-	-	-	-	-	-	-	
	2-Methyl-4-chlorophenoxyacetic acid	mg/kg	-	-	-	-	-	-	-	-	-	
	2-Methyl-4-Chlorophenoxy Butanoic Acid	mg/kg	-	-	-	-	-	-	-	-	-	
	Mecoprop	mg/kg	-	-	-	-	-	-	-	-	-	
	Methoxychlor	mg/kg	0.005	-	-	-	-	-	-	-	-	
	Methyl carathion	mg/kg	0.01	-	-	-	-	-	-	-	-	
	Mevinphos (Phosdrin)	mg/kg	0.002	-	-	-	-	-	-	-	-	
	o,p-DDD	mg/kg	0.005	-	-	-	-	-	-	-	-	
	o,p'-DDE	mg/kg	0.002	-	-	-	-	-	-	-	-	
	o,p-Methoxychlor	mg/kg	0.05	-	-	-	-	-	-	-	-	
	Parathion	mg/kg	0.005	-	-	-	-	-	-	-	-	
	Pendimethalin	mg/kg	0.01	-	-	-	-	-	-	-	-	
	Permethrin	mg/kg	0.05	-	-	-	-	-	-	-	-	
	Permethrin II	mg/kg	0.003	-	-	-	-	-	-	-	-	
	Phorate	mg/kg	0.01	-	-	-	-	-	-	-	-	
	Priniphos-methyl	mg/kg	0.002	-	-	-	-	-	-	-	-	
	Priniphos-ethyl	mg/kg	0.002	-	-	-	-	-	-	-	-	
	Prometon	mg/kg	0.05	-	-	-	-	-	-	-	-	
	Prometryn	mg/kg	0.05	-	-	-	-	-	-	-	-	
	Pronamide	mg/kg	0.002	-	-	-	-	-	-	-	-	
	Propazine	mg/kg	0.05	-	-	-	-	-	-	-	-	
	Propiconazole	mg/kg	-	-	-	-	-	-	-	-	-	
	Propoxycarbazono-sodium	mg/kg	-	-	-	-	-	-	-	-	-	
	Simazine	mg/kg	0.05	-	-	-	-	-	-	-	-	
	Terbutryn	mg/kg	0.05	-	-	-	-	-	-	-	-	
	Terbutylazine	mg/kg	0.05	-	-	-	-	-	-	-	-	
	Phoxalone	mg/kg	0.005	-	-	-	-	-	-	-	-	
	Phosphamidon	mg/kg	0.005	-	-	-	-	-	-	-	-	
	Triadimefon	mg/kg	0.002	-	-	-	-	-	-	-	-	
	Triallate	mg/kg	0.002	-	-	-	-	-	-	-	-	
	Triclopyr	mg/kg	0.1	-	-	-	-	-	-	-	-	
	Triclosan	mg/kg	-	-	-	-	-	-	-	-	-	
	Trifluralin	mg/kg	0.01	-	-	-	-	-	-	-	-	
	Tebuconazole	mg/kg	-	-	-	-	-	-	-	-	-	
	Telodrin	mg/kg	0.05	-	-	-	-	-	-	-	-	
	Triazophos	mg/kg	0.003	-	-	-	-	-	-	-	-	
SVOC TIC	SVOC TICs - Detect	Detect	-	-	-	-	-	-	-	-	-	
	Anthraquinone 9,10-	mg/kg	-	-	-	-	-	-	-	-	-	
	SVOC Tentatively Identified Compounds	mg/kg	0.1	-	-	-	-	-	-	-	-	
	Aniline	mg/kg	0.3	-	-	-	-	-	-	-	-	
VOC TIC	VOC TICs - Detect	Detect	-	-	-	-	-	-	-	-	-	
	VOC Tentatively Identified Compounds	mg/kg	0.05	-	-	-	-	-	-	-	-	
	Freon 113	mg/kg	0.005	-	-	-	-	-	-	-	-	
Other	Temperature	°C	-	-	-	-	-	-	-	-	-	
	Conductivity @ 20°C	µS/cm	14	-	-	-	-	-	-	-	-	
	% Stones <4mm	%	46.6	62.1	86	0	0	0	0	0	0	
	Fraction of non-crushable material	%	0	0	0	0	0	0	0	0	0	
	Moisture Content (dried @35°C)	%	-	-	-	-	-	-	-	-	-	
	Moisture Content 105C	%	0.1	39.5	23.4	19.5	30.1	35.6	28.8	16.7	22.6	
	pH (Lab)	pH Units	1	7.6	8	8.6	8.8	7.8	8.6	10.2	7.2	
	Stone Content	%	0.1	5.4	5.8	9.3	7.6	0	3.8	5.2	15.6	
	Total Organic Carbon	%	0.02	>25	6.9	4.76	1.32	0.95	0.57	0.8	2.92	

**Env Stds Comments**  
 #1:GAC is only presented as speciated chromium. 7.7mg/kg is used for hexavalent. If hexavalent chromium (CVI) data is available, a value of 1,500mg/kg r  
 #2:C4SL for lead adopted  
 #3:GAC only presented as speciated mercury. 16mg/kg is used for elemental mercury. If the CSM indicates that elemental mercury is not a CoC and mercury  
 #4:Updated S4UL for nickel  
 #5:S4UL exceeds solubility saturation limit  
 #6:Criteria derived for Al<sup>3</sup>-C16-C35 split between Al<sup>3</sup>-C16-21 & Al<sup>3</sup>-C21-35. Requires summation of fractions to use Al<sup>3</sup>-C16-C35 criteria.  
 #7:Criteria presented is for p-xylene. A separate value is presented for o-xylene.  
 #8:S4UL based on a threshold protective of direct skin contact with phenol

**Legend**

8.2	Results exceeds GAC.
<50	Results MDL is greater than GAC.
NAD	No asbestos detected.
-	Determinand has not been tested for.

**Notes**  
 A range is given where a determinand has been analysed for by more than one method.



Field ID		BH07010-X-20.50-ES-200116	BH07010-X-21.90-ES-200117	BH07010-X-3.50-ES-200114	BH07010-X-3.80-ACM-200114	BH07010-X-30.60-ES-200121	BH07010-X-35.60-ES-200131	BH07010-X-4.50-ES-200114	BH07010-X-6.50-ES-200114	BH07010-X-7.50-ES-200114
Location Code		BH07010	BH07010	BH07010	BH07010	BH07010	BH07010	BH07010	BH07010	BH07010
Sample Depth Range		20.5	21.9	3.5	3.8	30.6	35.6	4.5	6.5	7.5
Sample Date		16/01/2020	17/01/2020	14/01/2020	14/01/2020	21/01/2020	31/01/2020	14/01/2020	14/01/2020	14/01/2020
Matrix Description		LQM S4UL Public Open Space (POS) Residential - 1% SOM								
C4SL Public Open Space (POS) Residential										
Chem Group	ChemName	output unit	EQL							
TPH	>C6-C6	mg/kg	0.02	-	-	<0.2	-	-	<0.2	<0.2
	>C6-C7	mg/kg	0.02	-	-	<0.2	-	-	<0.2	<0.2
	>C7-C8	mg/kg	0.02	-	-	<0.2	-	-	<0.2	<0.2
	>C8-C9	mg/kg	0.2	-	-	<0.2	-	-	<0.2	<0.2
	>C9-C10	mg/kg	0.02	<0.2	<0.2	<0.2	<0.2	<0.2	<0.2	<0.2
	>C10-C12	mg/kg	0.02	<0.2	<0.2	<0.2	<0.2	<0.2	<0.2	<0.2
	>C12-C16	mg/kg	2	<2	<2	<2	<2	<2	<2	<2
	>C16-C21	mg/kg	2	3.65	2.36	-	-	<2	2.12	-
	>C21-C28	mg/kg	35	-	-	-	-	-	-	12.3
	>C21-C35	mg/kg	4.38	21.2	8.46	-	-	-	-	81.9
	>C28-C35	mg/kg	35	-	-	-	-	<4.38	5.99	-
	>C31-C40	mg/kg	10	-	-	-	-	-	<10	-
	>C35-C40	mg/kg	35	28	<10	-	-	<10	<10	96.1
	GRO >C5-10	mg/kg	0.02	-	-	-	-	-	-	-
	TPH >C8-C40	mg/kg	10	<33	<12.7	-	-	<10.2	<11.1	<11.1
	EPH >C5-40	mg/kg	35	-	-	-	-	-	-	-
	GRO	mg/kg	0.2	-	-	<0.2	-	-	-	<0.2
GRO >C5-12	mg/kg	0.1	-	-	-	-	-	-	<0.2	
TPH by GSPD (AR)	mg/kg	10	34	12.6	-	-	<10	11.2	-	
BTEX and MTE	Benzene	mg/kg	0.001	140	72	-	<0.001	-	<0.001	112
	Toluene	mg/kg	0.005	-	56000	-	<0.005	-	<0.005	-
	Ethylbenzene	mg/kg	0.002	-	24000	-	<0.01	-	<0.01	-
	Xylene (m & o)	mg/kg	0.004	-	41000	-	<0.004	-	<0.004	-
	Xylene (p)	mg/kg	0.002	-	-	-	<0.002	-	<0.002	-
	Xylene Total	mg/kg	0.02	-	-	-	<0.03	-	<0.03	-
	MTE	mg/kg	0.001	-	-	-	-	-	-	-
Total BTEX	mg/kg	0.04	-	-	-	-	-	-	-	
VOC	Styrene	mg/kg	0.001	-	-	-	-	-	-	-
	cis-1,3-dichloroethene	mg/kg	0.001	-	-	-	-	-	-	-
	trans-1,3-dichloroethene	mg/kg	0.001	-	-	-	-	-	-	-
	1,1,1,2-tetrachloroethane	mg/kg	0.001	1400	-	-	-	-	-	-
	1,1,1-trichloroethane	mg/kg	0.001	140000	-	-	-	-	-	-
	1,1,2,2-tetrachloroethane	mg/kg	0.001	1400	-	-	-	-	-	-
	1,1,2-trichloroethane	mg/kg	0.001	-	-	-	-	-	-	-
	1,1-dichloroethane	mg/kg	0.001	-	-	-	-	-	-	-
	1,1-dichloroethene	mg/kg	0.001	-	-	-	-	-	-	-
	1,1-dichloroethene	mg/kg	0.001	-	-	-	-	-	-	-
	1,2-dichloroethane	mg/kg	0.001	-	-	-	-	-	-	-
	1,2-dichloroethene	mg/kg	0.001	-	-	-	-	-	-	-
	1,2-dibromo-3-chloropropane	mg/kg	0.001	-	-	-	-	-	-	-
	1,2-dibromoethane	mg/kg	0.001	-	-	-	-	-	-	-
	1,2-dichloroethane	mg/kg	0.001	29	-	-	-	-	-	-
	1,2-dichloroethene	mg/kg	0.001	-	-	-	-	-	-	-
	1,3,5-trimethylbenzene	mg/kg	0.001	-	-	-	-	-	-	-
	1,3-dichloropropane	mg/kg	0.001	-	-	-	-	-	-	-
	2,2-dichloropropane	mg/kg	0.001	-	-	-	-	-	-	-
	2-chlorotoluene	mg/kg	0.001	-	-	-	-	-	-	-
	4-chlorotoluene	mg/kg	0.001	-	-	-	-	-	-	-
	Bromobenzene	mg/kg	0.001	-	-	-	-	-	-	-
	Bromochloromethane	mg/kg	0.001	-	-	-	-	-	-	-
	Bromodichloromethane	mg/kg	0.001	-	-	-	-	-	-	-
	Bromofom	mg/kg	0.001	-	-	-	-	-	-	-
	Bromomethane	mg/kg	0.001	-	-	-	-	-	-	-
	Carbon disulfide	mg/kg	0.007	11000	-	-	-	-	-	-
	Carbon tetrachloride	mg/kg	0.001	890	-	-	-	-	-	-
	Chlorobromomethane	mg/kg	0.001	-	-	-	-	-	-	-
	Chloroethane	mg/kg	0.002	-	-	-	-	-	-	-
	Chloroform	mg/kg	0.001	2500	-	-	-	-	-	-
	Chloromethane	mg/kg	0.003	-	-	-	-	-	-	-
	cis-1,2-dichloroethene	mg/kg	0.005	-	-	-	-	-	-	-
	Dibromomethane	mg/kg	0.001	-	-	-	-	-	-	-
	Dichlorodifluoromethane	mg/kg	0.001	-	-	-	-	-	-	-
	Dichloromethane	mg/kg	0.01	-	-	-	-	-	-	-
	Isopropylbenzene	mg/kg	0.001	-	-	-	-	-	-	-
	n-butylbenzene	mg/kg	0.001	-	-	-	-	-	-	-
n-propylbenzene	mg/kg	0.001	-	-	-	-	-	-	-	
p-isocrotyltoluene	mg/kg	0.001	-	-	-	-	-	-	-	
sec-butylbenzene	mg/kg	0.001	-	-	-	-	-	-	-	
Trichloroethene	mg/kg	0.001	120	-	-	-	-	-	-	
tert-butylbenzene	mg/kg	0.001	-	-	-	-	-	-	-	
Tetrachloroethane	mg/kg	0.003	1400	-	-	-	-	-	-	
trans-1,2-dichloroethene	mg/kg	0.001	-	-	-	-	-	-	-	
Trichlorofluoromethane	mg/kg	0.001	-	-	-	-	-	-	-	
Vinyl chloride	mg/kg	0.001	3.5	-	-	-	-	-	-	
tert-Amyl methyl ether	mg/kg	0.01	-	-	-	-	-	-	-	
1,2,3-trichlorobenzene	mg/kg	0.001	1800	-	-	-	-	-	-	
1,2,4-trichlorobenzene	mg/kg	0.003	15000	-	-	-	-	-	-	
1,2-dichlorobenzene	mg/kg	0.001	90000	-	-	-	-	-	-	
1,3,5-Trichlorobenzene	mg/kg	0.001	1700	-	-	-	-	-	-	
1,3-dichlorobenzene	mg/kg	0.001	300	-	-	-	-	-	-	
1,4-dichlorobenzene	mg/kg	0.001	17000	-	-	-	-	-	-	
Chlorobenzene	mg/kg	0.001	11000	-	-	-	-	-	-	
Hexachlorobutadiene	mg/kg	0.002	25	-	-	-	-	-	-	



		Field ID	BH07010-X-20.50-ES-200116	BH07010-X-21.90-ES-200117	BH07010-X-3.50-ES-200114	BH07010-X-3.80-ACM-200114	BH07010-X-30.60-ES-200121	BH07010-X-35.60-ES-200131	BH07010-X-4.50-ES-200114	BH07010-X-6.50-ES-200114	BH07010-X-7.50-ES-200114	
		Location Code	BH07010	BH07010	BH07010	BH07010	BH07010	BH07010	BH07010	BH07010	BH07010	
		Sample Depth Range	20.5	21.9	3.5	3.8	30.6	35.6	4.5	6.5	7.5	
		Sampled Date Time	16/01/2020	17/01/2020	14/01/2020	14/01/2020	21/01/2020	31/01/2020	14/01/2020	14/01/2020	14/01/2020	
		Matrix Description	LQM S4UL Public Open Space (POS) Residential - 1% SOM									
		C4SL Public Open Space (POS) Residential										
Chem Group	ChemName	output unit	EQL									
SVOC	Benzyl alcohol	mg/kg	0.5	-	-	-	-	-	-	-	-	
	Diphenyl ether	mg/kg	0.1	-	-	-	-	-	-	-	-	
	4-bromophenyl phenyl ether	mg/kg	0.1	-	-	-	-	-	-	-	-	
	4-nitroaniline	mg/kg	0.1	-	-	-	-	-	-	-	-	
	4-nitrophenol	mg/kg	0.1	-	-	-	-	-	-	-	-	
	1,1-Biohexyl	mg/kg	0.1	-	-	-	-	-	-	-	-	
	1,2,3,4-tetrachlorobenzene	mg/kg	0.001	830	-	-	-	-	-	-	-	
	1-Methylvinthalene	mg/kg	0.1	-	-	-	-	-	-	-	-	
	2,4,5-trichlorophenol	mg/kg	0.1	-	-	-	-	-	-	-	-	
	2,4,6-trichlorophenol	mg/kg	0.1	-	-	-	-	-	-	-	-	
	2,4-dichlorophenol	mg/kg	0.1	-	-	-	-	-	-	-	-	
	2,4-dimethylphenol	mg/kg	0.1	-	-	-	-	-	-	-	-	
	2,4-dinitrophenol	mg/kg	0.5	-	-	-	-	-	-	-	-	
	2,4-dinitrotoluene	mg/kg	0.1	-	-	-	-	-	-	-	-	
	2,6-dinitrotoluene	mg/kg	0.1	-	-	-	-	-	-	-	-	
	2-chloronaphthalene	mg/kg	0.1	-	-	-	-	-	-	-	-	
	2-chlorophenol	mg/kg	0.1	-	-	-	-	-	-	-	-	
	2-methylnaphthalene	mg/kg	0.1	-	-	-	-	-	-	-	-	
	2-methylphenol	mg/kg	0.1	-	-	-	-	-	-	-	-	
	2-nitroaniline	mg/kg	0.1	-	-	-	-	-	-	-	-	
	2-nitrophenol	mg/kg	0.1	-	-	-	-	-	-	-	-	
	3-nitroaniline	mg/kg	0.1	-	-	-	-	-	-	-	-	
	4,6-Dinitro-2-methylphenol	mg/kg	0.2	-	-	-	-	-	-	-	-	
	4-chloro-3-methylphenol	mg/kg	0.1	-	-	-	-	-	-	-	-	
	4-chloroaniline	mg/kg	0.1	-	-	-	-	-	-	-	-	
	4-chlorophenol	mg/kg	0.5	620	-	-	-	-	-	-	-	
	4-chlorophenyl phenyl ether	mg/kg	0.1	-	-	-	-	-	-	-	-	
	4-methylphenol	mg/kg	0.1	-	-	-	-	-	-	-	-	
	Azobenzene	mg/kg	0.1	-	-	-	-	-	-	-	-	
	Benzic Acid	mg/kg	0.5	-	-	-	-	-	-	-	-	
	Bis(2-chlorophenyl) methane	mg/kg	0.1	-	-	-	-	-	-	-	-	
	Bis(2-chloroethyl) ether	mg/kg	0.1	-	-	-	-	-	-	-	-	
	Bis(2-chloroisopropyl) ether	mg/kg	0.1	-	-	-	-	-	-	-	-	
	Bis(2-ethylhexyl) phthalate	mg/kg	0.1	-	-	-	-	-	-	-	-	
	Butyl benzyl phthalate	mg/kg	0.1	-	-	-	-	-	-	-	-	
	Catechols	mg/kg	0.1	-	-	-	-	-	-	-	-	
	Dibenzofuran	mg/kg	0.1	-	-	-	-	-	-	-	-	
	Diethylbithalate	mg/kg	0.1	-	-	-	-	-	-	-	-	
	Dimethyl phthalate	mg/kg	0.1	-	-	-	-	-	-	-	-	
	Di-n-butyl phthalate	mg/kg	0.1	-	-	-	-	-	-	-	-	
	Di-n-octyl phthalate	mg/kg	0.1	-	-	-	-	-	-	-	-	
	Hexachlorobenzene	mg/kg	0.002	16	-	-	-	-	-	-	-	
	Hexachlorocyclopentadiene	mg/kg	0.1	-	-	-	-	-	-	-	-	
	Hexachloroethane	mg/kg	0.1	-	-	-	-	-	-	-	-	
	Isochorone	mg/kg	0.1	-	-	-	-	-	-	-	-	
	Nitrobenzene	mg/kg	0.1	-	-	-	-	-	-	-	-	
	N-nitrosodi-n-propylamine	mg/kg	0.1	-	-	-	-	-	-	-	-	
	n-Nitrosodiphenylamine	mg/kg	0.1	-	-	-	-	-	-	-	-	
	Pentachlorobenzene	mg/kg	0.001	100	-	-	-	-	-	-	-	
	Pentachloronitrobenzene	mg/kg	0.05	-	-	-	-	-	-	-	-	
Pentachlorophenol	mg/kg	0.1	60	-	-	-	-	-	-	-		
PCB	PCB-110	mg/kg	-	-	-	-	-	-	-	-	-	
	PCB-128	mg/kg	-	-	-	-	-	-	-	-	-	
	PCB-141	mg/kg	-	-	-	-	-	-	-	-	-	
	PCB-149	mg/kg	-	-	-	-	-	-	-	-	-	
	PCB-151	mg/kg	-	-	-	-	-	-	-	-	-	
	PCB-158	mg/kg	-	-	-	-	-	-	-	-	-	
	PCB-170	mg/kg	-	-	-	-	-	-	-	-	-	
	PCB-18	mg/kg	-	-	-	-	-	-	-	-	-	
	PCB-183	mg/kg	-	-	-	-	-	-	-	-	-	
	PCB-187	mg/kg	-	-	-	-	-	-	-	-	-	
	PCB-194	mg/kg	-	-	-	-	-	-	-	-	-	
	PCB-31	mg/kg	-	-	-	-	-	-	-	-	-	
	PCB-44	mg/kg	-	-	-	-	-	-	-	-	-	
	PCB-49	mg/kg	-	-	-	-	-	-	-	-	-	
	2,2,4,4-tetrachloro-1,1-Biphenvyl	mg/kg	-	-	-	-	-	-	-	-	-	
	2,3,4,4-tetrachloro-1,1-Biphenvyl	mg/kg	-	-	-	-	-	-	-	-	-	
	Heptachlorobiphenyl, 2,3,3,4,4,5,5- (PCB 189)	mg/kg	0.003	-	-	<0.005	-	-	-	<0.005	<0.005	-
	Hexachlorobiphenyl, 2,3,3,4,4,5- (PCB 156)	mg/kg	0.003	-	-	<0.005	-	-	-	<0.005	<0.005	-
	Hexachlorobiphenyl, 2,3,3,4,4,5- (PCB 157)	mg/kg	0.003	-	-	<0.005	-	-	-	<0.005	<0.005	-
	Hexachlorobiphenyl, 2,3,4,4,5,5- (PCB 167)	mg/kg	0.003	-	-	<0.005	-	-	-	<0.005	<0.005	-
	Hexachlorobiphenyl, 3,3,4,4,5,5- (PCB 169)	mg/kg	0.003	-	-	<0.005	-	-	-	<0.005	<0.005	-
	PCB 101	mg/kg	0.003	-	-	<0.005	-	-	-	<0.005	<0.005	-
	PCB 118	mg/kg	0.003	-	-	<0.005	-	-	-	<0.005	<0.005	-
	PCB 138	mg/kg	0.003	-	-	<0.005	-	-	-	<0.005	<0.005	-
	PCB 153	mg/kg	0.003	-	-	<0.005	-	-	-	<0.005	<0.005	-
PCB 160	mg/kg	0.003	-	-	<0.005	-	-	-	<0.005	<0.005	-	
PCB 26	mg/kg	0.003	-	-	<0.005	-	-	-	<0.005	<0.005	-	
PCB 52	mg/kg	0.003	-	-	<0.005	-	-	-	<0.005	<0.005	-	
Pentachlorobiphenyl, 2,3,3,4,4- (PCB 105)	mg/kg	0.003	-	-	<0.005	-	-	-	<0.005	<0.005	-	
Pentachlorobiphenyl, 2,3,4,4,5- (PCB 114)	mg/kg	0.003	-	-	<0.005	-	-	-	<0.005	<0.005	-	
Pentachlorobiphenyl, 2,3,4,4,5- (PCB 123)	mg/kg	0.003	-	-	<0.005	-	-	-	<0.005	<0.005	-	
Pentachlorobiphenyl, 3,3,4,4,5- (PCB 126)	mg/kg	0.003	-	-	<0.005	-	-	-	<0.005	<0.005	-	
Tetrachlorobiphenyl, 3,3,4,4- (PCB 77)	mg/kg	0.003	-	-	<0.005	-	-	-	<0.005	<0.005	-	
Tetrachlorobiphenyl, 3,4,4,5- (PCB 81)	mg/kg	0.003	-	-	<0.005	-	-	-	<0.005	<0.005	-	
Total PCB 7 congeners	mg/kg	0.021	-	-	-	-	-	-	-	-	-	
Total PCB WHO 12	mg/kg	0.036	-	-	-	-	-	-	-	-	-	

		Field ID	BH07010-X-20-50-ES-200116	BH07010-X-21-90-ES-200117	BH07010-X-3-50-ES-200114	BH07010-X-3-80-ACM-200114	BH07010-X-30-60-ES-200121	BH07010-X-35-60-ES-200131	BH07010-X-4-50-ES-200114	BH07010-X-6-50-ES-200114	BH07010-X-7-50-ES-200114	
		Location Code	BH07010	BH07010	BH07010	BH07010	BH07010	BH07010	BH07010	BH07010	BH07010	
		Sample Depth Range	20.5	21.9	3.5	3.8	30.6	35.6	4.5	6.5	7.5	
		Sampled Date Time	16/01/2020	17/01/2020	14/01/2020	14/01/2020	21/01/2020	31/01/2020	14/01/2020	14/01/2020	14/01/2020	
		Matrix Description	LQM S4UL Public Open Space (POS) Residential - 1% SOM									
		C4SUL Public Open Space (POS) Residential										
Chem Group	ChemName	output unit	EQL									
Phenolics	Xlenols	mg/kg	0.015	-	-	-	-	-	-	-	-	
	Phenol Index	mg/kg	0.5	<0.5	<0.5	<0.5	<0.5	<0.5	<0.5	<0.5	<0.5	
	3-84-methylphenol	mg/kg	0.1	-	-	-	-	-	-	-	-	
	Cresol Total	mg/kg	0.01	-	-	-	-	-	-	-	-	
Phenols	Phenol	mg/kg	0.01	-	-	-	-	-	-	-	-	
	Phenols Monochydric	mg/kg	0.035	-	-	-	-	-	-	-	-	
	Dibutyltin	mg/kg	-	-	-	-	-	-	-	-	-	
	Monophenyltin	mg/kg	-	-	-	-	-	-	-	-	-	
Organotins	Diphenyltin	mg/kg	-	-	-	-	-	-	-	-	-	
	Monobutyltin	mg/kg	-	-	-	-	-	-	-	-	-	
	Tetrabutyltin	mg/kg	-	-	-	-	-	-	-	-	-	
	Tributyltin	mg/kg	0.001	-	-	<0.005	-	-	<0.005	<0.005	-	
Triphenyltin	Triphenyltin	mg/kg	-	-	-	-	-	-	-	-	-	
	Pesticides	Etrifloxos	mg/kg	0.002	-	-	-	-	-	-	-	-
		Hepatachlor epoxide	mg/kg	0.002	-	-	-	-	-	-	-	-
		Methachloros	mg/kg	0.002	-	-	-	-	-	-	-	-
Propetamphos		mg/kg	0.002	-	-	-	-	-	-	-	-	
Simetryn		mg/kg	0.05	-	-	-	-	-	-	-	-	
Sodium Acifluorfen		mg/kg	-	-	-	-	-	-	-	-	-	
Tosazone		mg/kg	0.003	-	-	-	-	-	-	-	-	
2,4,5-TP (Silvex)		mg/kg	-	-	-	-	-	-	-	-	-	
Hedonal		mg/kg	-	-	-	-	-	-	-	-	-	
2,4-DDT		mg/kg	0.003	-	-	-	-	-	-	-	-	
2,4-Dichlorosop		mg/kg	-	-	-	-	-	-	-	-	-	
4-(2,4-Dichlorophenoxy)butyric Acid (2,4-DB)		mg/kg	-	-	-	-	-	-	-	-	-	
4,4-DDE		mg/kg	0.005	-	-	-	-	-	-	-	-	
4-Chlorophenoxy acetic acid		mg/kg	-	-	-	-	-	-	-	-	-	
a-BHC		mg/kg	0.002	24	-	-	-	-	-	-	-	
Aldrin		mg/kg	0.002	18	-	-	-	-	-	-	-	
Ametryn		mg/kg	0.05	-	-	-	-	-	-	-	-	
Actril (Isaxnil)		mg/kg	-	-	-	-	-	-	-	-	-	
Atraton		mg/kg	0.05	-	-	-	-	-	-	-	-	
Atrazine	mg/kg	0.05	1200	-	-	-	-	-	-	-		
Azinophos methyl	mg/kg	0.005	-	-	-	-	-	-	-	-		
b-BHC	mg/kg	0.002	8.1	-	-	-	-	-	-	-		
Bentazone	mg/kg	0.1	-	-	-	-	-	-	-	-		
Bromoxnil	mg/kg	-	-	-	-	-	-	-	-	-		
Carbofenthion	mg/kg	0.003	-	-	-	-	-	-	-	-		
chloridane	mg/kg	0.002	-	-	-	-	-	-	-	-		
Chlordane (cis)	mg/kg	0.002	-	-	-	-	-	-	-	-		
Azinphos Ethyl	mg/kg	0.005	-	-	-	-	-	-	-	-		
Chlordane (trans)	mg/kg	0.05	-	-	-	-	-	-	-	-		
Chlorfenvinphos	mg/kg	0.003	-	-	-	-	-	-	-	-		
Chlorotoluron	mg/kg	-	-	-	-	-	-	-	-	-		
Chlorovifos	mg/kg	0.002	-	-	-	-	-	-	-	-		
Chlorpyrifos-methyl	mg/kg	0.002	-	-	-	-	-	-	-	-		
Cyanazine	mg/kg	-	-	-	-	-	-	-	-	-		
d-BHC	mg/kg	0.002	-	-	-	-	-	-	-	-		
DDD	mg/kg	0.005	-	-	-	-	-	-	-	-		
DDT	mg/kg	0.005	-	-	-	-	-	-	-	-		
Chlorothalonil	mg/kg	0.002	-	-	-	-	-	-	-	-		
Diazinon	mg/kg	0.001	-	-	-	-	-	-	-	-		
Dicamba	mg/kg	-	-	-	-	-	-	-	-	-		
Dichlobenil	mg/kg	0.001	-	-	-	-	-	-	-	-		
cis-Permethrin	mg/kg	0.003	-	-	-	-	-	-	-	-		
Dichlorvos	mg/kg	0.002	16	-	-	-	-	-	-	-		
Diclofop	mg/kg	-	-	-	-	-	-	-	-	-		
Dieldrin	mg/kg	0.005	18	-	-	-	-	-	-	-		
Dimethoate	mg/kg	0.003	-	-	-	-	-	-	-	-		
Dinoseb	mg/kg	-	-	-	-	-	-	-	-	-		
Diuron	mg/kg	-	-	-	-	-	-	-	-	-		
Endosulfan I	mg/kg	0.001	1200	-	-	-	-	-	-	-		
Endosulfan II	mg/kg	0.01	-	-	-	-	-	-	-	-		
Endosulfan sulphate	mg/kg	0.005	-	-	-	-	-	-	-	-		
Endrin	mg/kg	0.003	-	-	-	-	-	-	-	-		
Endrin ketone	mg/kg	0.03	-	-	-	-	-	-	-	-		
Ethion	mg/kg	0.003	-	-	-	-	-	-	-	-		
Fenitrothion	mg/kg	0.005	-	-	-	-	-	-	-	-		
Fenthion	mg/kg	0.01	-	-	-	-	-	-	-	-		
Fluroxypyr	mg/kg	0.1	-	-	-	-	-	-	-	-		

		Field ID	BH07010-X-20.50-ES-200116	BH07010-X-21.90-ES-200117	BH07010-X-3.50-ES-200114	BH07010-X-3.80-ACM-200114	BH07010-X-30.60-ES-200121	BH07010-X-35.60-ES-200131	BH07010-X-4.50-ES-200114	BH07010-X-6.50-ES-200114	BH07010-X-7.50-ES-200114	
		Location Code	BH07010	BH07010	BH07010	BH07010	BH07010	BH07010	BH07010	BH07010	BH07010	
		Sample Depth Range	20.5	21.9	3.5	3.8	30.6	35.6	4.5	6.5	7.5	
		Sampled Date Time	16/01/2020	17/01/2020	14/01/2020	14/01/2020	21/01/2020	31/01/2020	14/01/2020	14/01/2020	14/01/2020	
		Matrix Description	LQM S4UL Public Open Space (POS) Residential - 1% SOM									
		C4SL Public Open Space (POS) Residential										
Chem Group	ChemName	output unit	EQL									
	o-BHC (Lindane)	mg/kg	0.001	-	-	-	-	-	-	-	-	
	Heptachlor	mg/kg	0.003	-	-	-	-	-	-	-	-	
	Isodrin	mg/kg	0.002	-	-	-	-	-	-	-	-	
	Isoproturon	mg/kg	-	-	-	-	-	-	-	-	-	
	Linuron	mg/kg	-	-	-	-	-	-	-	-	-	
	Malathion	mg/kg	0.002	-	-	-	-	-	-	-	-	
	2-Methyl-4-chlorophenoxyacetic acid	mg/kg	-	-	-	-	-	-	-	-	-	
	2-Methyl-4-Chlorophenoxy Butanoic Acid	mg/kg	-	-	-	-	-	-	-	-	-	
	Mecoprop	mg/kg	-	-	-	-	-	-	-	-	-	
	Methoxychlor	mg/kg	0.005	-	-	-	-	-	-	-	-	
	Methyl parathion	mg/kg	0.01	-	-	-	-	-	-	-	-	
	Mevinphos (Phosdrin)	mg/kg	0.002	-	-	-	-	-	-	-	-	
	o,p-DDD	mg/kg	0.005	-	-	-	-	-	-	-	-	
	o,p'-DDE	mg/kg	0.002	-	-	-	-	-	-	-	-	
	o,p'-Methoxychlor	mg/kg	0.05	-	-	-	-	-	-	-	-	
	Parathion	mg/kg	0.005	-	-	-	-	-	-	-	-	
	Pendimethalin	mg/kg	0.01	-	-	-	-	-	-	-	-	
	Permethrin	mg/kg	0.05	-	-	-	-	-	-	-	-	
	Permethrin II	mg/kg	0.003	-	-	-	-	-	-	-	-	
	Phorate	mg/kg	0.01	-	-	-	-	-	-	-	-	
	Priniphos-methyl	mg/kg	0.002	-	-	-	-	-	-	-	-	
	Priniphos-ethyl	mg/kg	0.002	-	-	-	-	-	-	-	-	
	Prometon	mg/kg	0.05	-	-	-	-	-	-	-	-	
	Prometryn	mg/kg	0.05	-	-	-	-	-	-	-	-	
	Pronamide	mg/kg	0.002	-	-	-	-	-	-	-	-	
	Propazine	mg/kg	0.05	-	-	-	-	-	-	-	-	
	Propiconazole	mg/kg	-	-	-	-	-	-	-	-	-	
	Propoxycarbazono-sodium	mg/kg	-	-	-	-	-	-	-	-	-	
	Simazine	mg/kg	0.05	-	-	-	-	-	-	-	-	
	Terbutryn	mg/kg	0.05	-	-	-	-	-	-	-	-	
	Terbutylazine	mg/kg	0.05	-	-	-	-	-	-	-	-	
	Phosalone	mg/kg	0.005	-	-	-	-	-	-	-	-	
	Phosphamidon	mg/kg	0.005	-	-	-	-	-	-	-	-	
	Triadimefon	mg/kg	0.002	-	-	-	-	-	-	-	-	
	Triallate	mg/kg	0.002	-	-	-	-	-	-	-	-	
	Triclopyr	mg/kg	0.1	-	-	-	-	-	-	-	-	
	Triclosan	mg/kg	-	-	-	-	-	-	-	-	-	
	Trifluralin	mg/kg	0.01	-	-	-	-	-	-	-	-	
	Tebuconazole	mg/kg	-	-	-	-	-	-	-	-	-	
	Telodrin	mg/kg	0.05	-	-	-	-	-	-	-	-	
	Triazophos	mg/kg	0.003	-	-	-	-	-	-	-	-	
SVOC TIC	SVOC TICs - Detect	Detect	-	-	-	-	-	-	-	-	-	
	Anthraquinone 9,10-	mg/kg	-	-	-	-	-	-	-	-	-	
	SVOC Tentatively Identified Compounds	mg/kg	0.1	-	-	-	-	-	-	-	-	
	Aniline	mg/kg	0.3	-	-	-	-	-	-	-	-	
VOC TIC	VOC TICs - Detect	Detect	-	-	-	-	-	-	-	-	-	
	VOC Tentatively Identified Compounds	mg/kg	0.05	-	-	-	-	-	-	-	-	
	Freon 113	mg/kg	0.005	-	-	-	-	-	-	-	-	
Other	Temperature	°C	-	-	-	-	-	-	-	-	-	
	Conductivity @ 20°C	µS/cm	14	-	-	-	-	-	-	-	-	
	% Stones >4mm	%	0	0	100	0	100	100	100	0	45.8	
	Fraction of non-crushable material	%	0	0	0	0	0	0	0	0	0	
	Moisture Content (dried @35°C)	%	-	-	-	-	-	-	-	-	-	
	Moisture Content 105C	%	0.1	48.6	43.9	9.8	-	20.9	21	12.5	31.8	
	pH (Lab)	pH Units	1	8.2	8.3	7.7	-	8.6	8.6	8.2	8.4	
	Stone Content	%	0.1	0	15.3	0	-	0	0	11	0	
	Total Organic Carbon	%	0.02	4.46	2.17	10	-	0.23	0.22	2.09	21	

**Env Stds Comments**  
 #1:GAC is only presented as speciated chromium. 7.7mg/kg is used for hexavalent. If hexavalent chromium (CVI) data is available, a value of 1,500mg/kg r  
 #2:C4SL for lead adopted  
 #3:GAC only presented as speciated mercury. 16mg/kg is used for elemental mercury. If the CSM indicates that elemental mercury is not a CoC and mercury  
 #4:Updated S4UL for nickel  
 #5:S4UL exceeds solubility saturation limit  
 #6:Criteria derived for Al<sup>3</sup>-C16-C35 split between Al<sup>3</sup>-C16-21 & Al<sup>3</sup>-C21-35. Requires summation of fractions to use Al<sup>3</sup>-C16-C35 criteria.  
 #7:Criteria presented is for p-xylene. A separate value is presented for o-xylene.  
 #8:S4UL based on a threshold protective of direct skin contact with phenol

**Legend**

38.2	Results exceeds GAC.
<50	Results MDL is greater than GAC.
NAD	No asbestos detected.
-	Determinand has not been tested for.

**Notes**  
 A range is given where a determinand has been analysed for by more than one method.









		Field ID	BH07011-X-0.05-ES-200114	BH07011-X-1.00-ES-200115	BH07011-X-2.00-ES-200115	BH07011-X-25.00-ES-200121	BH07011-X-27.00-ES-200122	BH07011-X-3.00-ES-200115	BH07011-X-30.70-ES-200122	BH07011-X-35.90-ES-200130	BH07011-X-4.00-ES-200115	
		Location Code	BH07011	BH07011	BH07011	BH07011	BH07011	BH07011	BH07011	BH07011	BH07011	
		Sample Depth Range	0.05	1	2	25	27	3	30.7	35.9	4	
		Sample Date	14/01/2020	15/01/2020	15/01/2020	21/01/2020	22/01/2020	15/01/2020	22/01/2020	30/01/2020	15/01/2020	
		Matrix Description										
		LQM S4UL Public Open Space (POS) Residential - 1% SOM										
		C4SL Public Open Space (POS) Residential										
Chem Group	ChemName	output unit	EQL									
Phenolics	Xenonols	mg/kg	0.015	-	-	-	-	-	-	-	-	
	Phenol Index	mg/kg	0.5	<0.5	<0.5	<0.5	<0.5	<0.5	<0.5	<0.5	<0.5	
	3-84-methylphenol	mg/kg	0.1	-	-	-	-	-	-	-	-	
	Cresol Total	mg/kg	0.01	-	-	-	-	-	-	-	-	
Phenols Monohydric	Phenol	mg/kg	0.01	-	-	-	-	-	<0.1	-	-	
	Phenols Monohydric	mg/kg	0.035	-	-	-	-	-	-	-	-	
	Dibutyltin	mg/kg	-	-	-	-	-	-	-	-	-	
	Monophenyltin	mg/kg	-	-	-	-	-	-	-	-	-	
Organotins	Diphenyltin	mg/kg	-	-	-	-	-	-	-	-	-	
	Monobutyltin	mg/kg	-	-	-	-	-	-	-	-	-	
	Tetrabutyltin	mg/kg	-	-	-	-	-	-	-	-	-	
	Tributyltin	mg/kg	0.001	-	-	<0.005	-	-	<0.005	-	<0.005	
Triphenyltin	Triphenyltin	mg/kg	-	-	-	-	-	-	-	-	-	
	Ethionphos	mg/kg	0.002	-	-	-	-	-	-	-	-	
	Heptachlor epoxide	mg/kg	0.002	-	-	-	-	-	-	-	-	
	Methacrifos	mg/kg	0.002	-	-	-	-	-	-	-	-	
Pesticides	Propetamphos	mg/kg	0.002	-	-	-	-	-	-	-	-	
	Simetryn	mg/kg	0.05	-	-	-	-	-	-	-	-	
	Sodium Acifluorfen	mg/kg	-	-	-	-	-	-	-	-	-	
	Tetraazene	mg/kg	0.003	-	-	-	-	-	-	-	-	
2,4,5-TP (Silvex)	mg/kg	-	-	-	-	-	-	-	-	-		
Hedonal	mg/kg	-	-	-	-	-	-	-	-	-		
2,4-DDT	mg/kg	0.003	-	-	-	-	-	-	-	-		
2,4-Dichloroac	mg/kg	-	-	-	-	-	-	-	-	-		
4-(2,4-Dichlorophenoxy)butyric Acid (2,4-DB)	mg/kg	-	-	-	-	-	-	-	-	-		
4,4-DDE	mg/kg	0.005	-	-	-	-	-	-	-	-		
4-Chlorophenoxy acetic acid	mg/kg	-	-	-	-	-	-	-	-	-		
a-BHC	mg/kg	0.002	24	-	-	-	-	-	-	-	-	
Aldrin	mg/kg	0.002	18	-	-	-	-	-	-	-	-	
Ametryn	mg/kg	0.05	-	-	-	-	-	-	-	-	-	
Acetyl (hexnill)	mg/kg	-	-	-	-	-	-	-	-	-	-	
Atraton	mg/kg	0.05	-	-	-	-	-	-	-	-	-	
Atrazine	mg/kg	0.05	1200	-	-	-	-	-	-	-	-	
Azinophos methyl	mg/kg	0.005	-	-	-	-	-	-	-	-	-	
b-BHC	mg/kg	0.002	8.1	-	-	-	-	-	-	-	-	
Bentazone	mg/kg	0.1	-	-	-	-	-	-	-	-	-	
Bromoxnill	mg/kg	-	-	-	-	-	-	-	-	-	-	
Carbofenthothion	mg/kg	0.003	-	-	-	-	-	-	-	-	-	
chloridane	mg/kg	0.002	-	-	-	-	-	-	-	-	-	
Chlordane (cis)	mg/kg	0.002	-	-	-	-	-	-	-	-	-	
Azinphos Ethyl	mg/kg	0.005	-	-	-	-	-	-	-	-	-	
Chlordane (trans)	mg/kg	0.05	-	-	-	-	-	-	-	-	-	
Chlorfenvinphos	mg/kg	0.003	-	-	-	-	-	-	-	-	-	
Chlorotoluron	mg/kg	-	-	-	-	-	-	-	-	-	-	
Chlorovifos	mg/kg	0.002	-	-	-	-	-	-	-	-	-	
Chlorpyrifos-methyl	mg/kg	0.002	-	-	-	-	-	-	-	-	-	
Cyanazine	mg/kg	-	-	-	-	-	-	-	-	-	-	
d-BHC	mg/kg	0.002	-	-	-	-	-	-	-	-	-	
DDD	mg/kg	0.005	-	-	-	-	-	-	-	-	-	
DDT	mg/kg	0.005	-	-	-	-	-	-	-	-	-	
Chlorothalonil	mg/kg	0.002	-	-	-	-	-	-	-	-	-	
Diazinon	mg/kg	0.001	-	-	-	-	-	-	-	-	-	
Dicamba	mg/kg	-	-	-	-	-	-	-	-	-	-	
Dichlobenil	mg/kg	0.001	-	-	-	-	-	-	-	-	-	
cis-Permethrin	mg/kg	0.003	-	-	-	-	-	-	-	-	-	
Dichlorvos	mg/kg	0.002	16	-	-	-	-	-	-	-	-	
Diclofop	mg/kg	-	-	-	-	-	-	-	-	-	-	
Dieldrin	mg/kg	0.005	18	-	-	-	-	-	-	-	-	
Dimethoate	mg/kg	0.003	-	-	-	-	-	-	-	-	-	
Dinoseb	mg/kg	-	-	-	-	-	-	-	-	-	-	
Diuron	mg/kg	-	-	-	-	-	-	-	-	-	-	
Endosulfan I	mg/kg	0.001	1200	-	-	-	-	-	-	-	-	
Endosulfan II	mg/kg	0.01	-	-	-	-	-	-	-	-	-	
Endosulfan sulphate	mg/kg	0.005	-	-	-	-	-	-	-	-	-	
Endrin	mg/kg	0.003	-	-	-	-	-	-	-	-	-	
Endrin ketone	mg/kg	0.03	-	-	-	-	-	-	-	-	-	
Ethion	mg/kg	0.003	-	-	-	-	-	-	-	-	-	
Fenitrothion	mg/kg	0.005	-	-	-	-	-	-	-	-	-	
Fenithion	mg/kg	0.01	-	-	-	-	-	-	-	-	-	
Fluroxypyr	mg/kg	0.1	-	-	-	-	-	-	-	-	-	

		Field ID	BH07011-X-0.05-ES-200114	BH07011-X-1.00-ES-200115	BH07011-X-2.00-ES-200115	BH07011-X-25.00-ES-200121	BH07011-X-27.00-ES-200122	BH07011-X-3.00-ES-200115	BH07011-X-30.70-ES-200122	BH07011-X-35.90-ES-200130	BH07011-X-4.00-ES-200115
		Location Code	BH07011	BH07011	BH07011	BH07011	BH07011	BH07011	BH07011	BH07011	BH07011
		Sample Depth Range	0.05	1	2	25	27	3	30.7	35.9	4
		Sample Date	14/01/2020	15/01/2020	15/01/2020	21/01/2020	22/01/2020	15/01/2020	22/01/2020	30/01/2020	15/01/2020
		Matrix Description	LQM S4UL Public Open Space (POS) Residential - 1% SOM								
		C4SL Public Open Space (POS) Residential	8.2								
Chem Group	ChemName	output unit	EQL								
	o-BHC (Lindane)	mg/kg	0.001	-	-	-	-	-	-	-	-
	Heptachlor	mg/kg	0.003	-	-	-	-	-	-	-	-
	Isodrin	mg/kg	0.002	-	-	-	-	-	-	-	-
	Isoproturon	mg/kg	-	-	-	-	-	-	-	-	-
	Linuron	mg/kg	-	-	-	-	-	-	-	-	-
	Malathion	mg/kg	0.002	-	-	-	-	-	-	-	-
	2-Methyl-4-chlorophenoxyacetic acid	mg/kg	-	-	-	-	-	-	-	-	-
	2-Methyl-4-Chlorophenoxy Butanoic Acid	mg/kg	-	-	-	-	-	-	-	-	-
	Meconop	mg/kg	-	-	-	-	-	-	-	-	-
	Methoxychlor	mg/kg	0.005	-	-	-	-	-	-	-	-
	Methyl carathion	mg/kg	0.01	-	-	-	-	-	-	-	-
	Mevinphos (Phosdrin)	mg/kg	0.002	-	-	-	-	-	-	-	-
	o,p-DDD	mg/kg	0.005	-	-	-	-	-	-	-	-
	o,p'-DDE	mg/kg	0.002	-	-	-	-	-	-	-	-
	o,p'-Methoxychlor	mg/kg	0.05	-	-	-	-	-	-	-	-
	Parathion	mg/kg	0.005	-	-	-	-	-	-	-	-
	Pendimethalin	mg/kg	0.01	-	-	-	-	-	-	-	-
	Permethrin	mg/kg	0.05	-	-	-	-	-	-	-	-
	Permethrin II	mg/kg	0.003	-	-	-	-	-	-	-	-
	Phorate	mg/kg	0.01	-	-	-	-	-	-	-	-
	Priniphos-methyl	mg/kg	0.002	-	-	-	-	-	-	-	-
	Priniphos-ethyl	mg/kg	0.002	-	-	-	-	-	-	-	-
	Prometon	mg/kg	0.05	-	-	-	-	-	-	-	-
	Prometryn	mg/kg	0.05	-	-	-	-	-	-	-	-
	Pronamide	mg/kg	0.002	-	-	-	-	-	-	-	-
	Propazine	mg/kg	0.05	-	-	-	-	-	-	-	-
	Propiconazole	mg/kg	-	-	-	-	-	-	-	-	-
	Propoxycarbazono-sodium	mg/kg	-	-	-	-	-	-	-	-	-
	Simazine	mg/kg	0.05	-	-	-	-	-	-	-	-
	Terbutryn	mg/kg	0.05	-	-	-	-	-	-	-	-
	Terbutylazine	mg/kg	0.05	-	-	-	-	-	-	-	-
	Phosalone	mg/kg	0.005	-	-	-	-	-	-	-	-
	Phosphamidon	mg/kg	0.005	-	-	-	-	-	-	-	-
	Triadimefon	mg/kg	0.002	-	-	-	-	-	-	-	-
	Triallate	mg/kg	0.002	-	-	-	-	-	-	-	-
	Triclopyr	mg/kg	0.1	-	-	-	-	-	-	-	-
	Triclosan	mg/kg	-	-	-	-	-	-	-	-	-
	Trifluralin	mg/kg	0.01	-	-	-	-	-	-	-	-
	Tebuconazole	mg/kg	-	-	-	-	-	-	-	-	-
	Telodrin	mg/kg	0.05	-	-	-	-	-	-	-	-
	Triazophos	mg/kg	0.003	-	-	-	-	-	-	-	-
SVOC TIC	SVOC TICs - Detect	Detect	-	-	-	-	-	-	-	-	-
	Anthraquinone 9,10-	mg/kg	-	-	-	-	-	-	-	-	-
	SVOC Tentatively Identified Compounds	mg/kg	0.1	-	-	-	-	-	-	-	-
	Aniline	mg/kg	0.3	-	-	-	-	-	-	-	-
VOC TIC	VOC TICs - Detect	Detect	-	-	-	-	-	-	-	-	-
	VOC Tentatively Identified Compounds	mg/kg	0.05	-	-	-	-	-	-	-	-
	Freon 113	mg/kg	0.005	-	-	-	-	-	-	-	-
Other	Temperature	°C	-	-	-	-	-	-	-	-	-
	Conductivity @ 20°C	µS/cm	14	-	-	-	-	-	-	-	-
	% Stones <4mm	%	0	0	0	0	49.4	0	100	42.9	0
	Fraction of non-crushable material	%	0	0	0	0	0	0	0	0	0
	Moisture Content (dried @35°C)	%	-	-	-	-	-	-	-	-	-
	Moisture Content 105C	%	0.1	25.6	18.4	14.9	26.4	9	20.1	22.9	21.1
	pH (Lab)	pH Units	1	8.5	10.6	10	8.4	8.6	8.8	8.4	7.7
	Stone Content	%	0.1	5.2	7	3.6	0	13.7	3.8	10.9	18.6
	Total Organic Carbon	%	0.02	0.41	0.79	0.63	0.28	0.06	1.64	0.16	0.23

**Env Stds Comments**  
 #1:GAC is only presented as speciated chromium. 7.7mg/kg is used for hexavalent. If hexavalent chromium (CVI) data is available, a value of 1,500mg/kg r  
 #2:C4SL for lead adopted  
 #3:GAC only presented as speciated mercury. 16mg/kg is used for elemental mercury. If the CSM indicates that elemental mercury is not a CoC and mercury  
 #4:Updated S4UL for nickel  
 #5:S4UL exceeds solubility saturation limit  
 #6:Criteria derived for Al<sup>3</sup>-C16-C35 split between Al<sup>3</sup>-C16-21 & Al<sup>3</sup>-C21-35. Requires summation of fractions to use Al<sup>3</sup>-C16-C35 criteria.  
 #7:Criteria presented is for p-xylene. A separate value is presented for o-xylene.  
 #8:S4UL based on a threshold protective of direct skin contact with phenol

**Legend**

38.2	Results exceeds GAC.
<50	Results MDL is greater than GAC.
NAD	No asbestos detected.
-	Determinand has not been tested for.

**Notes**  
 A range is given where a determinand has been analysed for by more than one method.

Chem Group	ChemName	output unit	EQ1	Matrix Description											
				LQM S4UL Public Open Space (POS) Residential - 1% SOM											
				C4SL Public Open Space (POS) Residential											
				Field ID	Location Code	Sample Depth	Range	Sampled Date Time	31/01/2020	15/01/2020	04/02/2020	15/01/2020	16/01/2020	16/01/2020	23/01/2020
Anthrax	Detection of Anthrax (Bacillus Anthracis)	Not Isolated		-	-	-	-	-	-	-	-	-	-	-	-
Metals	Antimony	mg/kg	0.1	-	30.5	-	168	-	17.3	-	-	-	-	-	-
	Arsenic	mg/kg	0.3	79	79	1	34.4	0.9	57.5	26.3	15.6	9.6	9.3	12.2	-
	Boron	mg/kg	0.5	21000	21000	0.9	10	0.7	10.9	12.1	17.3	3.1	3.6	7.8	-
	Cadmium	mg/kg	0.02	220	120	0.19	5.26	0.3	3.12	1.57	0.39	0.41	0.45	<0.1	-
	Chromium (hexavalent)	mg/kg	0.1	21	7.7	<0.1	<0.1	<0.1	<0.1	<0.1	<0.1	<0.1	<0.1	<0.1	-
	Chromium	mg/kg	0.5	21	21	2.1	320.5	0.9	569.2	917.8	134.4	24.8	34.1	36.5	-
	Cobalt	mg/kg	0.1	-	-	-	-	-	-	-	-	-	-	-	-
	Cooper	mg/kg	0.5	-	12000	4.6	629.9	2.3	3684	1012	124.9	26.6	28.7	18	-
	Lead	mg/kg	0.5	630	630	5.3	984.8	1.7	3118	597.3	126.8	16.1	13.8	28.2	-
	Mercury	mg/kg	0.1	-	33	<0.1	0.77	<0.1	2.86	0.67	0.59	<0.1	<0.1	<0.1	-
	Molybdenum	mg/kg	0.1	-	-	6.9	-	-	14.1	10.5	-	-	-	-	-
	Nickel	mg/kg	0.2	-	2300	4.1	62.4	4.5	187.1	241.8	40	27.2	28.6	25.2	-
	Selenium	mg/kg	0.5	-	1100	<0.5	1	<0.5	<0.5	<0.5	<0.5	1.4	1.8	<0.5	-
	Vanadium	mg/kg	0.2	-	2000	63.8	-	-	64.5	41.8	49.3	-	-	-	-
	Zinc	mg/kg	1.9	-	81000	22.8	4170	17.2	2605	1188	220.5	81	94.1	92	-
Asbestos	Anthophyllite	Detect		-	-	-	-	-	-	-	-	-	-	-	-
	Asbestos Containing Material	Detect		-	-	-	-	-	-	-	-	-	-	-	-
	Asbestos Analysis Comments	-		-	-	-	-	-	-	-	-	-	-	-	-
	Asbestos PCOM Quantification	%	0.001	-	-	-	-	-	-	-	-	-	-	-	-
	Asbestos Quantification Total	%	0.001	-	-	-	-	-	-	-	-	-	-	-	-
	Asbestos: Actinolite	Detect		-	-	-	-	-	-	-	-	-	-	-	-
	Additional Asbestos Components (Using TM048)	Comment		-	-	-	-	-	-	-	-	-	-	-	-
	Crocidolite Asbestos	Detect		-	-	-	-	-	-	-	-	-	-	-	-
	Asbestos Gravimetric Quantification	%	0.001	-	-	-	-	-	-	-	-	-	-	-	-
	Asbestos ID (Stage 1)	Detect		NAD	NAD	NAD	NAD	NAD	NAD	NAD	NAD	NAD	NAD	NAD	-
	Chrysotile Asbestos	Detect		-	-	-	-	-	-	-	-	-	-	-	-
	Amosite Asbestos	Detect		-	-	-	-	-	-	-	-	-	-	-	-
	Non-Asbestos Fibre	Detect		-	-	-	-	-	-	-	-	-	-	-	-
	Tremolite	Detect		-	-	-	-	-	-	-	-	-	-	-	-
Inorganics	Ammoniacal Nitrogen as N	mg/kg	12	-	-	-	-	-	-	-	-	-	-	-	-
	Cyanide (Free)	mg/kg	0.5	<0.5	<0.5	<0.5	<0.5	<0.5	<0.5	<0.5	<0.5	<0.5	<0.5	<0.5	-
	Cyanide Total	mg/kg	0.5	<0.5	4	<0.5	<0.5	<0.5	1.8	<0.5	<0.5	<0.5	<0.5	<0.5	-
	Cyanide-cyanide complex	mg/kg	1	-	-	-	-	-	-	-	-	-	-	-	-
	Phosphates	mg/kg	4	-	364	-	-	192	-	-	-	-	-	-	-
PAH	Coronene	mg/kg	0.3	-	-	-	-	-	-	-	-	-	-	-	-
	Naphthalene	mg/kg	0.005	4900	<0.08	5.06	<0.08	<0.08	0.61	0.1	<0.08	<0.08	<0.08	<0.08	-
	Acenaphthene	mg/kg	0.008	15000	<0.08	<0.08	<0.08	<0.08	<0.08	<0.08	<0.08	<0.08	<0.08	<0.08	-
	Acenaphthylene	mg/kg	0.012	15000	<0.08	0.1	<0.08	<0.08	0.16	<0.08	<0.08	<0.08	<0.08	<0.08	-
	Fluoranthene	mg/kg	0.017	3100	<0.08	0.68	<0.08	<0.08	0.23	11.9	0.21	<0.08	<0.08	<0.08	-
	Anthracene	mg/kg	0.016	74000	<0.08	0.11	<0.08	<0.08	0.53	<0.08	<0.08	<0.08	<0.08	<0.08	-
	Phenanthrene	mg/kg	0.015	3100	<0.08	0.36	<0.08	<0.08	0.16	0.58	<0.08	<0.08	<0.08	<0.08	-
	Fluorene	mg/kg	0.01	9000	<0.08	<0.08	<0.08	<0.08	0.14	<0.08	<0.08	<0.08	<0.08	<0.08	-
	Chrysene	mg/kg	0.01	57	<0.08	0.46	<0.08	<0.08	0.25	5.57	0.1	<0.08	<0.08	<0.08	-
	Pyrene	mg/kg	0.015	7400	<0.08	0.62	<0.08	<0.08	0.29	10.1	0.18	<0.08	<0.08	<0.08	-
	Benzofluoranthene	mg/kg	0.014	29	<0.08	0.5	<0.08	<0.08	0.2	4.33	0.1	<0.08	<0.08	<0.08	-
	Benzo(b)fluoranthene	mg/kg	0.015	7.1	<0.08	0.95	<0.08	<0.08	0.51	5.67	0.17	<0.08	<0.08	<0.08	-
	Benzo(k)fluoranthene	mg/kg	0.014	190	<0.08	0.31	<0.08	<0.08	0.17	2.13	<0.08	<0.08	<0.08	<0.08	-
	Benzo(a)pyrene	mg/kg	0.015	5.7	<0.08	0.65	<0.08	<0.08	0.27	3.53	0.12	<0.08	<0.08	<0.08	-
	Dibenz(a,h)anthracene	mg/kg	0.023	0.57	<0.08	0.13	<0.08	<0.08	<0.08	0.61	<0.08	<0.08	<0.08	<0.08	-
	Benzo(g,h,i)perylene	mg/kg	0.024	640	<0.08	0.59	<0.08	<0.08	0.42	2.46	0.1	<0.08	<0.08	<0.08	-
	Indeno(1,2,3-c,d)pyrene	mg/kg	0.018	82	<0.08	0.81	<0.08	<0.08	0.34	2.65	0.1	<0.08	<0.08	<0.08	-
TPH CWG	PAH 16 Total	mg/kg	0.118	-	<1.28	<11.3	<1.28	<1.28	<3.84	<50.5	<1.71	<1.28	<1.28	<1.28	-
	>C6-C8 Aliphatics	mg/kg	0.01	-	<0.2	<0.2	<0.2	<0.2	<0.2	<0.2	<0.2	<0.2	<0.2	<0.2	-
	>C6-C7 Aliphatics	mg/kg	0.2	-	600000	-	<0.2	<0.2	<0.2	<0.2	<0.2	<0.2	<0.2	<0.2	-
	>C6-C8 Aliphatics	mg/kg	0.01	-	600000	-	<0.2	<0.2	<0.2	<0.2	<0.2	<0.2	<0.2	<0.2	-
	>C10-C44 Aliphatics	mg/kg	5	-	-	-	<0.2	<0.2	<0.2	<0.2	<0.2	<0.2	<0.2	<0.2	-
	>C7-C8 Aliphatics	mg/kg	0.2	-	-	-	<0.2	<0.2	<0.2	<0.2	<0.2	<0.2	<0.2	<0.2	-
	>C10-C44 Aliphatics/Aromatics	mg/kg	10	-	-	-	<0.2	<0.2	<0.2	<0.2	<0.2	<0.2	<0.2	<0.2	-
	>C8-C10 Aliphatics	mg/kg	0.01	13000	-	<0.2 - 4.72	-	<0.2	<0.2	<0.2	<0.2	<0.2	<0.2	<0.2	-
	>C10-C12 Aliphatics	mg/kg	0.01	13000	-	4.23	-	<0.2	<0.2	5.55	<0.2	<0.2	<0.2	<0.2	-
	>C12-C16 Aliphatics	mg/kg	0.1	19000	-	<0.2	<0.2	<0.2	<0.2	<0.2	<0.2	<0.2	<0.2	<0.2	-
	>C16-C21 Aliphatics	mg/kg	0.1	1250000	-	18.4	-	<0.2	<0.2	24.7	<0.2	<0.2	<0.2	<0.2	-
	>C21-C35 Aliphatics	mg/kg	0.1	1250000	-	159	-	<0.2	<0.2	314	191	<0.2	<0.2	<0.2	-
	>C35-C44 Aliphatics	mg/kg	0.1	250000	-	-	-	<0.2	<0.2	-	<0.2	<0.2	<0.2	<0.2	-
	>C5-C10 Aliphatics	mg/kg	0.05	-	-	-	-	-	-	-	-	-	-	-	-
	>C8-C40 Aliphatics	mg/kg	20	-	-	211	-	-	406	258	<20	-	-	-	-
	Total Aliphatics >C12-C44	mg/kg	0.1	-	-	-	-	-	-	-	-	-	-	-	-
	>EC5-EC10 Aromatics	mg/kg	0.05	-	-	-	-	-	-	-	-	-	-	-	-
	>EC5-EC7 Aromatics	mg/kg	0.01	56000	-	<0.2	<0.2	<0.2	<0.2	<0.2	<0.2	<0.2	<0.2	<0.2	-
	>EC6-EC7 Aromatics	mg/kg	0.01	-	-	-	<0.2	<0.2	<0.2	<0.2	<0.2	<0.2	<0.2	<0.2	-
	>EC7-EC8 Aromatics	mg/kg	0.01	56000	-	<0.2	<0.2	<0.2	<0.2	<0.2	<0.2	<0.2	<0.2	<0.2	-
	>EC8-EC10 Aromatics	mg/kg	0.01	5000	-	<0.2	<0.2	<0.2	<0.2	<0.2	<0.2	<0.2	<0.2	<0.2	-
	>EC10-EC12 Aromatics	mg/kg	0.01	5000	-	6.72	<0.2	<0.2	<0.2	<0.2	<0.2	<0.2	<0.2	<0.2	-
	>EC8-EC40 Aromatics	mg/kg	20	-	-	68.6	-	-	277	254	97.2	-	-	-	-
	>EC10-EC44 Aromatics	mg/kg	5	-	-	-	-	-	-	-	-	-	-	-	-
	>EC12-EC16 Aromatics	mg/kg	0.1	5100	-	<0.2	<0.2	<0.2	9.94	5.95	<0.2	<0.2	<0.2	<0.2	-
	>EC16-EC21 Aromatics	mg/kg	0.1	3800	-	<0.2	<0.2	<0.2	9.62	43.7	11.3	-	-	-	-
	>EC21-EC35 Aromatics	mg/kg	0.1	3800	-	55.7	-	<0.2	211	162	63.1	-	-	-	-
	>EC35-EC44 Aromatics	mg/kg	0.1	3800	-	-	-	-	-	-	-	-	-	-	-
	>EC40-EC44 Aromatics	mg/kg	0.1	-	-	-	-	-	-	-	-	-	-	-	-
	>EC12-EC44 Aromatics	mg/kg	0.1	-	-	-	-	-	-	-	-	-	-	-	-
TPH Aliphatics & Aromatics >C5-44	mg/kg	0.1	-	-	-	-	-	-	-	-	-	-	-	-	-

Chem Group	ChemName	output unit	EQL	Matrix Description																																											
				C4SL Public Open Space (POS) Residential		LQM S4UL Public Open Space (POS) Residential - 1% SOM		BHO7011-X-47-26-ES-200131		BHO7011-X-5-00-ES-200115		BHO7011-X-52.82-ES-200204		BHO7011-X-6.00-ES-200115		BHO7011-X-7.00-ES-200116		BHO7011-X-8.00-ES-200116		BHO7018-X-0-00-ES-200123		BHO7018-X-1.00-ES-200123		BHO7018-X-10.00-ES-200128																							
				Field ID	Location Code	Sample Depth	Range	Field ID	Location Code	Sample Depth	Range	Field ID	Location Code	Sample Depth	Range	Field ID	Location Code	Sample Depth	Range	Field ID	Location Code	Sample Depth	Range	Field ID	Location Code	Sample Depth	Range	Field ID	Location Code	Sample Depth	Range	Field ID	Location Code	Sample Depth	Range	Field ID	Location Code	Sample Depth	Range								

		Field ID	BH07011-X-47-26-ES-200131	BH07011-X-5-00-ES-200115	BH07011-X-52.82-ES-200204	BH07011-X-6.00-ES-200115	BH07011-X-7.00-ES-200116	BH07011-X-8.00-ES-200116	BH07018-X-0.00-ES-200123	BH07018-X-1.00-ES-200123	BH07018-X-10.00-ES-200128	
		Location Code	BH07011	BH07011	BH07011	BH07011	BH07011	BH07011	BH07018	BH07018	BH07018	
		Sample Depth Range	47.26	5	52.82	6	7	8	0	1	10	
		Sample Date	31/01/2020	15/01/2020	04/02/2020	15/01/2020	16/01/2020	16/01/2020	23/01/2020	23/01/2020	28/01/2020	
		Matrix Description	LQM S4UL Public Open Space (POS) Residential - 1% SOM									
		C4SL Public Open Space (POS) Residential										
Chem Group	ChemName	output unit	EQ1									
SVOC	Benzyl alcohol	mg/kg	0.5	-	-	-	-	-	-	-	-	
	Diphenyl ether	mg/kg	0.1	-	-	-	-	-	-	-	-	
	4-bromophenyl phenyl ether	mg/kg	0.1	-	-	-	-	-	-	-	-	
	4-nitroaniline	mg/kg	0.1	-	-	-	-	-	-	-	-	
	4-nitrophenol	mg/kg	0.1	-	-	-	-	-	-	-	-	
	1,1-Biohenvl	mg/kg	0.1	-	-	-	-	-	-	-	-	
	1,2,3,4-tetrachlorobenzene	mg/kg	0.001	830	-	-	-	-	-	-	-	
	1-Methylnaphthalene	mg/kg	0.1	-	-	-	-	-	-	-	-	
	2,4,5-trichlorophenol	mg/kg	0.1	-	-	-	-	-	-	-	-	
	2,4,6-trichlorophenol	mg/kg	0.1	-	-	-	-	-	-	-	-	
	2,4-dichlorophenol	mg/kg	0.1	-	-	-	-	-	-	-	-	
	2,4-dimethylphenol	mg/kg	0.1	-	-	-	-	-	-	-	-	
	2,4-dinitrophenol	mg/kg	0.5	-	-	-	-	-	-	-	-	
	2,4-dinitrotoluene	mg/kg	0.1	-	-	-	-	-	-	-	-	
	2,6-dinitrotoluene	mg/kg	0.1	-	-	-	-	-	-	-	-	
	2-chloronaphthalene	mg/kg	0.1	-	-	-	-	-	-	-	-	
	2-chlorophenol	mg/kg	0.1	-	-	-	-	-	-	-	-	
	2-methylnaphthalene	mg/kg	0.1	-	-	-	-	-	-	-	-	
	2-methylphenol	mg/kg	0.1	-	-	-	-	-	-	-	-	
	2-nitroaniline	mg/kg	0.1	-	-	-	-	-	-	-	-	
	2-nitrophenol	mg/kg	0.1	-	-	-	-	-	-	-	-	
	3-nitroaniline	mg/kg	0.1	-	-	-	-	-	-	-	-	
	4,6-Dinitro-2-methylphenol	mg/kg	0.2	-	-	-	-	-	-	-	-	
	4-chloro-3-methylphenol	mg/kg	0.1	-	-	-	-	-	-	-	-	
	4-chloroaniline	mg/kg	0.1	-	-	-	-	-	-	-	-	
	4-chlorophenol	mg/kg	0.5	620	-	-	-	-	-	-	-	
	4-chlorophenyl phenyl ether	mg/kg	0.1	-	-	-	-	-	-	-	-	
	4-methylphenol	mg/kg	0.1	-	-	-	-	-	-	-	-	
	Azobenzene	mg/kg	0.1	-	-	-	-	-	-	-	-	
	Benzic Acid	mg/kg	0.5	-	-	-	-	-	-	-	-	
	Bis(2-chlorophenyl) methane	mg/kg	0.1	-	-	-	-	-	-	-	-	
	Bis(2-chloroethyl) ether	mg/kg	0.1	-	-	-	-	-	-	-	-	
	Bis(2-chloroisopropyl) ether	mg/kg	0.1	-	-	-	-	-	-	-	-	
	Bis(2-ethylhexyl) phthalate	mg/kg	0.1	-	-	-	-	-	-	-	-	
	Butyl benzyl phthalate	mg/kg	0.1	-	-	-	-	-	-	-	-	
	Carbazole	mg/kg	0.1	-	-	-	-	-	-	-	-	
	Dibenzofuran	mg/kg	0.1	-	-	-	-	-	-	-	-	
	Diethylphthalate	mg/kg	0.1	-	-	-	-	-	-	-	-	
	Dimethyl phthalate	mg/kg	0.1	-	-	-	-	-	-	-	-	
	Di-n-butyl phthalate	mg/kg	0.1	-	-	-	-	-	-	-	-	
	Di-n-octyl phthalate	mg/kg	0.1	-	-	-	-	-	-	-	-	
	Hexachlorobenzene	mg/kg	0.002	16	-	-	-	-	-	-	-	
	Hexachlorocyclopentadiene	mg/kg	0.1	-	-	-	-	-	-	-	-	
	Hexachloroethane	mg/kg	0.1	-	-	-	-	-	-	-	-	
	Isobutylene	mg/kg	0.1	-	-	-	-	-	-	-	-	
Nitrobenzene	mg/kg	0.1	-	-	-	-	-	-	-	-		
N-nitrosodi-n-propylamine	mg/kg	0.1	-	-	-	-	-	-	-	-		
n-Nitrosodiphenylamine	mg/kg	0.1	-	-	-	-	-	-	-	-		
Pentachlorobenzene	mg/kg	0.001	100	-	-	-	-	-	-	-		
Pentachloronitrobenzene	mg/kg	0.05	-	-	-	-	-	-	-	-		
Pentachlorophenol	mg/kg	0.1	60	-	-	-	-	-	-	-		
PCB	PCB-110	mg/kg	-	-	-	-	-	-	-	-	-	
	PCB-128	mg/kg	-	-	-	-	-	-	-	-	-	
	PCB-141	mg/kg	-	-	-	-	-	-	-	-	-	
	PCB-149	mg/kg	-	-	-	-	-	-	-	-	-	
	PCB-151	mg/kg	-	-	-	-	-	-	-	-	-	
	PCB-158	mg/kg	-	-	-	-	-	-	-	-	-	
	PCB-170	mg/kg	-	-	-	-	-	-	-	-	-	
	PCB-18	mg/kg	-	-	-	-	-	-	-	-	-	
	PCB-183	mg/kg	-	-	-	-	-	-	-	-	-	
	PCB-187	mg/kg	-	-	-	-	-	-	-	-	-	
	PCB-194	mg/kg	-	-	-	-	-	-	-	-	-	
	PCB-31	mg/kg	-	-	-	-	-	-	-	-	-	
	PCB-44	mg/kg	-	-	-	-	-	-	-	-	-	
	PCB-49	mg/kg	-	-	-	-	-	-	-	-	-	
	2,2,4-tetrachloro-1,1-Biphenvyl	mg/kg	-	-	-	-	-	-	-	-	-	
	2,3,4,4-tetrachloro-1,1-Biphenvyl	mg/kg	-	-	-	-	-	-	-	-	-	
	Heptachlorobiphenvyl, 2,3,3,4,4,5,5- (PCB 189)	mg/kg	0.003	-	<0.005	-	<0.005	<0.005	<0.005	-	-	
	Hexachlorobiphenvyl, 2,3,3,4,4,5- (PCB 156)	mg/kg	0.003	-	<0.005	-	<0.005	<0.005	<0.005	-	-	
	Hexachlorobiphenvyl, 2,3,3,4,4,5- (PCB 157)	mg/kg	0.003	-	<0.005	-	<0.005	<0.005	<0.005	-	-	
	Hexachlorobiphenvyl, 2,3,4,4,5,5- (PCB 167)	mg/kg	0.003	-	<0.005	-	<0.005	<0.005	<0.005	-	-	
	Hexachlorobiphenvyl, 3,3,4,4,5,5- (PCB 169)	mg/kg	0.003	-	<0.005	-	<0.005	<0.005	<0.005	-	-	
	PCB 101	mg/kg	0.003	-	<0.005	-	<0.005	<0.005	<0.005	-	-	
	PCB 118	mg/kg	0.003	-	<0.005	-	<0.005	<0.005	<0.005	-	-	
	PCB 138	mg/kg	0.003	-	<0.005	-	<0.005	<0.005	<0.005	-	-	
PCB 153	mg/kg	0.003	-	<0.005	-	<0.005	<0.005	<0.005	-	-		
PCB 160	mg/kg	0.003	-	<0.005	-	<0.005	<0.005	<0.005	-	-		
PCB 26	mg/kg	0.003	-	<0.005	-	<0.005	<0.005	<0.005	-	-		
PCB 52	mg/kg	0.003	-	<0.005	-	<0.005	<0.005	<0.005	-	-		
Pentachlorobiphenvyl, 2,3,3,4,4- (PCB 105)	mg/kg	0.003	-	<0.005	-	<0.005	<0.005	<0.005	-	-		
Pentachlorobiphenvyl, 2,3,4,4,5- (PCB 114)	mg/kg	0.003	-	<0.005	-	<0.005	<0.005	<0.005	-	-		
Pentachlorobiphenvyl, 2,3,4,4,5- (PCB 123)	mg/kg	0.003	-	<0.005	-	<0.005	<0.005	<0.005	-	-		
Pentachlorobiphenvyl, 3,3,4,4,5- (PCB 126)	mg/kg	0.003	-	<0.005	-	<0.005	<0.005	<0.005	-	-		
Tetrachlorobiphenvyl, 3,3,4,4- (PCB 77)	mg/kg	0.003	-	<0.005	-	<0.005	<0.005	<0.005	-	-		
Tetrachlorobiphenvyl, 3,4,4,5- (PCB 81)	mg/kg	0.003	-	<0.005	-	<0.005	<0.005	<0.005	-	-		
Total PCB 7 congeners	mg/kg	0.021	-	-	-	-	-	-	-	-		
Total PCB WHO 12	mg/kg	0.036	-	-	-	-	-	-	-	-		

		Field ID	BH07011-X-47-26-ES-200131	BH07011-X-5-00-ES-200115	BH07011-X-52.82-ES-200204	BH07011-X-6.00-ES-200115	BH07011-X-7.00-ES-200116	BH07011-X-8.00-ES-200116	BH07018-X-0-00-ES-200123	BH07018-X-1.00-ES-200123	BH07018-X-10.00-ES-200128	
		Location Code	BH07011	BH07011	BH07011	BH07011	BH07011	BH07011	BH07018	BH07018	BH07018	
		Sample Depth Range	47.26	5	52.82	6	7	8	0	1	10	
		Sample Date	31/01/2020	15/01/2020	04/02/2020	15/01/2020	16/01/2020	16/01/2020	23/01/2020	23/01/2020	28/01/2020	
		Matrix Description	LQM S4UL Public Open Space (POS) Residential - 1% SOM									
		C4SL Public Open Space (POS) Residential										
Chem Group	ChemName	output unit	EQL									
Phenolics	Xenolene	mg/kg	0.015	-	-	-	-	-	-	-	-	
	Phenol Index	mg/kg	0.5	<0.5	2.6	<0.5	<0.5	<0.5	<0.5	<0.5	<0.5	
	3-84-methylphenol	mg/kg	0.1	-	-	-	-	-	-	-	-	
	Cresol Total	mg/kg	0.01	-	-	-	-	-	-	-	-	
Phenols Monohydric	Phenol	mg/kg	0.01	-	-	-	-	-	-	-	-	
	Phenols Monohydric	mg/kg	0.035	-	-	-	-	-	-	-	-	
	Dibutyltin	mg/kg	-	-	-	-	-	-	-	-	-	
	Monophenyltin	mg/kg	-	-	-	-	-	-	-	-	-	
Organotins	Diphenyltin	mg/kg	-	-	-	-	-	-	-	-	-	
	Monobutyltin	mg/kg	-	-	-	-	-	-	-	-	-	
	Tetrabutyltin	mg/kg	-	-	-	-	-	-	-	-	-	
	Tributyltin	mg/kg	0.001	-	<0.005	-	<0.005	<0.005	<0.005	-	-	
Pesticides	Triphenyltin	mg/kg	-	-	-	-	-	-	-	-	-	
	Ethionphos	mg/kg	0.002	-	-	-	-	-	-	-	-	
	Heptachlor epoxide	mg/kg	0.002	-	-	-	-	-	-	-	-	
	Methachlorphos	mg/kg	0.002	-	-	-	-	-	-	-	-	
Pesticides	Propetamphos	mg/kg	0.002	-	-	-	-	-	-	-	-	
	Simetryn	mg/kg	0.05	-	-	-	-	-	-	-	-	
	Sodium Acifluorfen	mg/kg	-	-	-	-	-	-	-	-	-	
	Terbufos	mg/kg	0.003	-	-	-	-	-	-	-	-	
Pesticides	2,4,5-TP (Silvex)	mg/kg	-	-	-	-	-	-	-	-	-	
	Hedonal	mg/kg	-	-	-	-	-	-	-	-	-	
	2,4-DDT	mg/kg	0.003	-	-	-	-	-	-	-	-	
	2,4-Dichloroprop	mg/kg	-	-	-	-	-	-	-	-	-	
Pesticides	4-(2,4-Dichlorophenoxy)butyric Acid (2,4-DB)	mg/kg	-	-	-	-	-	-	-	-	-	
	4,4-DDE	mg/kg	0.005	-	-	-	-	-	-	-	-	
	4-Chlorophenoxy acetic acid	mg/kg	-	-	-	-	-	-	-	-	-	
	a-BHC	mg/kg	0.002	24	-	-	-	-	-	-	-	
Pesticides	Aldrin	mg/kg	0.002	18	-	-	-	-	-	-	-	
	Ametryn	mg/kg	0.05	-	-	-	-	-	-	-	-	
	Acetyl (hexenyl)	mg/kg	-	-	-	-	-	-	-	-	-	
	Atraton	mg/kg	0.05	-	-	-	-	-	-	-	-	
Pesticides	Atrazine	mg/kg	0.05	1200	-	-	-	-	-	-	-	
	Azinophos methyl	mg/kg	0.005	-	-	-	-	-	-	-	-	
	b-BHC	mg/kg	0.002	8.1	-	-	-	-	-	-	-	
	Bentazone	mg/kg	0.1	-	-	-	-	-	-	-	-	
Pesticides	Bromoxynil	mg/kg	-	-	-	-	-	-	-	-	-	
	Carbofenthothion	mg/kg	0.003	-	-	-	-	-	-	-	-	
	chloridane	mg/kg	0.002	-	-	-	-	-	-	-	-	
	Chlordane (cis)	mg/kg	0.002	-	-	-	-	-	-	-	-	
Pesticides	Azinphos Ethyl	mg/kg	0.005	-	-	-	-	-	-	-	-	
	Chlordane (trans)	mg/kg	0.05	-	-	-	-	-	-	-	-	
	Chlorfenvinphos	mg/kg	0.003	-	-	-	-	-	-	-	-	
	Chlorotoluron	mg/kg	-	-	-	-	-	-	-	-	-	
Pesticides	Chlorovifos	mg/kg	0.002	-	-	-	-	-	-	-	-	
	Chlorpyrifos-methyl	mg/kg	0.002	-	-	-	-	-	-	-	-	
	Cyanazine	mg/kg	-	-	-	-	-	-	-	-	-	
	d-BHC	mg/kg	0.002	-	-	-	-	-	-	-	-	
Pesticides	DDD	mg/kg	0.005	-	-	-	-	-	-	-	-	
	DDT	mg/kg	0.005	-	-	-	-	-	-	-	-	
	Chlorothalonil	mg/kg	0.002	-	-	-	-	-	-	-	-	
	Diazinon	mg/kg	0.001	-	-	-	-	-	-	-	-	
Pesticides	Dicamba	mg/kg	-	-	-	-	-	-	-	-	-	
	Dichlobenil	mg/kg	0.001	-	-	-	-	-	-	-	-	
	cis-Permethrin	mg/kg	0.003	-	-	-	-	-	-	-	-	
	Dichlorvos	mg/kg	0.002	16	-	-	-	-	-	-	-	
Pesticides	Diclofop	mg/kg	-	-	-	-	-	-	-	-	-	
	Dieldrin	mg/kg	0.005	18	-	-	-	-	-	-	-	
	Dimethoate	mg/kg	0.003	-	-	-	-	-	-	-	-	
	Dinoseb	mg/kg	-	-	-	-	-	-	-	-	-	
Pesticides	Diuron	mg/kg	-	-	-	-	-	-	-	-	-	
	Endosulfan I	mg/kg	0.001	1200	-	-	-	-	-	-	-	
	Endosulfan II	mg/kg	0.01	-	-	-	-	-	-	-	-	
	Endosulfan sulphate	mg/kg	0.005	-	-	-	-	-	-	-	-	
Pesticides	Endrin	mg/kg	0.003	-	-	-	-	-	-	-	-	
	Endrin ketone	mg/kg	0.03	-	-	-	-	-	-	-	-	
	Ethion	mg/kg	0.003	-	-	-	-	-	-	-	-	
	Fenitrothion	mg/kg	0.005	-	-	-	-	-	-	-	-	
Pesticides	Fenitrothion	mg/kg	0.01	-	-	-	-	-	-	-	-	
	Fluroxypyr	mg/kg	0.1	-	-	-	-	-	-	-	-	



		Field ID	BH07011-X-47-26-ES-200131	BH07011-X-5.00-ES-200115	BH07011-X-52.82-ES-200204	BH07011-X-6.00-ES-200115	BH07011-X-7.00-ES-200116	BH07011-X-8.00-ES-200116	BH07018-X-0.00-ES-200123	BH07018-X-1.00-ES-200123	BH07018-X-10.00-ES-200128	
		Location Code	BH07011	BH07011	BH07011	BH07011	BH07011	BH07011	BH07018	BH07018	BH07018	
		Sample Depth Range	47.26	5	52.82	6	7	8	0	1	10	
		Sample Date	31/01/2020	15/01/2020	04/02/2020	15/01/2020	16/01/2020	16/01/2020	23/01/2020	23/01/2020	28/01/2020	
		Matrix Description	LQM S4UL Public Open Space (POS) Residential - 1% SOM									
		C4SL Public Open Space (POS) Residential										
Chem Group	ChemName	output unit	EQL									
	o-BHC (Lindane)	mg/kg	0.001									
	Heptachlor	mg/kg	0.003									
	Isodrin	mg/kg	0.002									
	Isoproturon	mg/kg	-									
	Linuron	mg/kg	-									
	Malathion	mg/kg	0.002									
	2-Methyl-4-chlorophenoxyacetic acid	mg/kg	-									
	2-Methyl-4-Chlorophenoxy Butanoic Acid	mg/kg	-									
	Mecoprop	mg/kg	-									
	Methoxychlor	mg/kg	0.005									
	Methyl parathion	mg/kg	0.01									
	Mevinphos (Phosdrin)	mg/kg	0.002									
	o,p-DDD	mg/kg	0.005									
	o,p'-DDE	mg/kg	0.002									
	o,p'-Methoxychlor	mg/kg	0.05									
	Parathion	mg/kg	0.005									
	Pendimethalin	mg/kg	0.01									
	Permethrin	mg/kg	0.05									
	Permethrin II	mg/kg	0.003									
	Phorate	mg/kg	0.01									
	Pirimiphos-methyl	mg/kg	0.002									
	Pirimiphos-ethyl	mg/kg	0.002									
	Prometon	mg/kg	0.05									
	Prometryn	mg/kg	0.05									
	Pronamide	mg/kg	0.002									
	Propazine	mg/kg	0.05									
	Propiconazole	mg/kg	-									
	Propoxycarbazono-sodium	mg/kg	-									
	Simazine	mg/kg	0.05									
	Terbutryn	mg/kg	0.05									
	Terbutylazine	mg/kg	0.05									
	Phoxalone	mg/kg	0.005									
	Phosphamidon	mg/kg	0.005									
	Triadimefon	mg/kg	0.002									
	Triallate	mg/kg	0.002									
	Triclopyr	mg/kg	0.1									
	Triclosan	mg/kg	-									
	Trifluralin	mg/kg	0.01									
	Tebuconazole	mg/kg	-									
	Telodrin	mg/kg	0.05									
	Triazophos	mg/kg	0.003									
SVOC TIC	SVOC TICs - Detect	Detect	-									
	Anthracene 9,10-	mg/kg	-									
	SVOC Tentatively Identified Compounds	mg/kg	0.1									
	Aniline	mg/kg	0.3									
VOC TIC	VOC TICs - Detect	Detect	-									
	VOC Tentatively Identified Compounds	mg/kg	0.05									
	Freon 113	mg/kg	0.005									
Other	Temperature	°C	-									
	Conductivity @ 20°C	µS/cm	14									
	% Stones <4mm	%	-									
	Fraction of non-crushable material	%	100	42.7	100	45.3	0	0	0	0	0	
	Moisture Content (dried @35°C)	%	-									
	Moisture Content 105C	%	0.1	23.4	28	21.3	25.6	45.4	47.3	26	46.3	
	pH (Lab)	pH Units	1	8.1	7.6	9.2	7.2	7.8	8.1	9.2	8	
	Stone Content	%	0.1	0	3.6	0	1.9	0	13.2	0	0	
	Total Organic Carbon	%	0.02	0.28	>25	0.21	21.9	>25	9.4	0.74	0.51	1.66

**Env Stds Comments**  
 #1:GAC is only presented as speciated chromium. 7.7mg/kg is used for hexavalent. If hexavalent chromium (CVI) data is available, a value of 1,500mg/kg r  
 #2:C4SL for lead adopted  
 #3:GAC only presented as speciated mercury. 16mg/kg is used for elemental mercury. If the CSM indicates that elemental mercury is not a CoC and mercury  
 #4:Updated S4UL for nickel  
 #5:S4UL exceeds solubility saturation limit  
 #6:Criteria derived for Al<sup>3</sup>-C16-C35 split between Al<sup>3</sup>-C16-21 & Al<sup>3</sup>-C21-35. Requires summation of fractions to use Al<sup>3</sup>-C16-C35 criteria.  
 #7:Criteria presented is for p-xylene. A separate value is presented for o-xylene.  
 #8:S4UL based on a threshold protective of direct skin contact with phenol

Legend	
38.2	Results exceeds GAC.
<50	Results MDL is greater than GAC.
NAD	No asbestos detected.
-	Determinand has not been tested for.

**Notes**  
 A range is given where a determinand has been analysed for by more than one method.

Chem Group	ChemName	output unit	EQL	C4SL Public Open Space (POS) Residential	Matrix Description																					
					Field ID		BH07018-X-11.00-ES-200128		BH07018-X-12.00-ES-200128		BH07018-X-2.00-ES-200127		BH07018-X-24.00-ES-200130		BH07018-X-28.50-ES-200206		BH07018-X-3.00-ES-200127		BH07018-X-32.90-ES-200214		BH07018-X-4.00-ES-200127		BH07018-X-45.10-ES-200214			
					Location Code		BH07018		BH07018		BH07018		BH07018		BH07018		BH07018		BH07018		BH07018		BH07018		BH07018	
					Sample Depth Range		11		12		2		24		28.5		3		32.9		4		45.1		45.1	
Samoled Date Time		28/01/2020		28/01/2020		27/01/2020		30/01/2020		28/01/2020		06/02/2020		27/01/2020		14/02/2020		27/01/2020		14/02/2020						
LQM S4UL Public Open Space (POS) Residential - 1% SOM																										
Chem Group	ChemName	output unit	EQL																							
Anthrax	Detection of Anthrax (Bacillus Anthracis)	Not Isolated	-	-	-	-	-	-	-	-	-	-	-	-	-	-	-	-	-	-	-	-	-			
Metals	Antimony	mg/kg	0.1	-	-	-	-	-	-	-	-	-	-	-	-	-	-	-	-	-	-	-	-			
	Arsenic	mg/kg	0.3	79	79	19.4	15.5	7.4	3.8 - 4.4	0.9	7.9	1	46.4	0.5	-	-	-	-	-	-	-	-	-			
	Boron	mg/kg	0.5	21000	6.7	7.4	2.9	0.7 - 0.8	1.1	3.4	<0.5	7.4	<0.5	-	-	-	-	-	-	-	-	-	-			
	Cadmium	mg/kg	0.02	220	120	0.19	0.22	0.34	0.1 - 0.11	0.17	0.4	0.28	4.2	0.29	-	-	-	-	-	-	-	-	-			
	Chromium (hexavalent)	mg/kg	0.1	21	7.7	<0.1	<0.1	<0.1	<0.1	<0.1	<0.1	<0.1	<0.1	<0.1	-	-	-	-	-	-	-	-	-			
	Chromium	mg/kg	0.5	21	21	37.4	40.7	21	6.9 - 7.2	1.8	25.5	2.6	43.1	1.4	-	-	-	-	-	-	-	-	-			
	Cobalt	mg/kg	0.1	-	-	-	-	-	-	-	-	-	-	-	-	-	-	-	-	-	-	-	-			
	Copper	mg/kg	0.5	12000	17.8	18.3	42.8	18.3	6.8 - 8.6	3.4	49.5	6.2	401.7	3.8	-	-	-	-	-	-	-	-	-			
	Lead	mg/kg	0.5	630	630	25.2	24	50.3	2.5 - 2.8	1.8	63.2	2.1	767.3	1.6	-	-	-	-	-	-	-	-	-			
	Mercury	mg/kg	0.1	-	-	<0.1	<0.1	0.11	<0.1	<0.1	0.16	<0.1	1.6	<0.1	-	-	-	-	-	-	-	-	-			
	Molybdenum	mg/kg	0.1	-	-	-	-	<0.2	-	-	-	-	9.1	-	-	-	-	-	-	-	-	-	-			
	Nickel	mg/kg	0.2	-	27	30.3	23.5	7.7 - 8.2	3.3	24.6	4.5	88.7	4	-	-	-	-	-	-	-	-	-	-			
	Selenium	mg/kg	0.5	1100	<0.5	<0.5	<0.5	<0.5	<0.5	<0.5	<0.5	<0.5	<0.5	<0.5	-	-	-	-	-	-	-	-	-			
	Vanadium	mg/kg	0.2	2000	-	-	-	-	-	-	-	-	57.6	-	-	-	-	-	-	-	-	-	-			
	Zinc	mg/kg	1.9	81000	95.6	94.8	110.1	14.7 - 17.4	13.4	164.5	16.7	748.0	16.9	-	-	-	-	-	-	-	-	-	-			
Asbestos	Anthophyllite	Detect	-	-	-	-	-	-	-	-	-	-	-	-	-	-	-	-	-	-	-	-	-			
	Asbestos Containing Material	Detect	-	-	-	-	-	-	-	-	-	-	-	-	-	-	-	-	-	-	-	-	-			
	Asbestos Analysis Comments	-	-	-	-	-	-	-	-	-	-	-	-	-	-	-	-	-	-	-	-	-	-			
	Asbestos PCOM Quantification	%	0.001	-	-	-	-	-	-	-	-	-	-	-	-	-	-	-	-	-	-	-	-			
	Asbestos Quantification Total	%	0.001	-	-	-	-	-	-	-	-	-	-	-	-	-	-	-	-	-	-	-	-			
	Asbestos: Actinolite	Detect	-	-	-	-	-	-	-	-	-	-	-	-	-	-	-	-	-	-	-	-	-			
	Additional Asbestos Components (Using TMO48)	Comment	-	-	-	-	-	-	-	-	-	-	-	-	-	-	-	-	-	-	-	-	-			
	Crocidolite Asbestos	Detect	-	-	-	-	-	-	-	-	-	-	-	-	-	-	-	-	-	-	-	-	-			
	Asbestos Gravimetric Quantification	%	0.001	-	-	-	-	-	-	-	-	-	-	-	-	-	-	-	-	-	-	-	-			
	Asbestos ID (Stage 1)	Detect	-	NAD	NAD	NAD	NAD	NAD	NAD	NAD	NAD	NAD	NAD	NAD	-	-	-	-	-	-	-	-	-			
	Chrysotile Asbestos	Detect	-	-	-	-	-	-	-	-	-	-	-	-	-	-	-	-	-	-	-	-	-			
	Amosite Asbestos	Detect	-	-	-	-	-	-	-	-	-	-	-	-	-	-	-	-	-	-	-	-	-			
	Non-Asbestos Fibre	Detect	-	-	-	-	-	-	-	-	-	-	-	-	-	-	-	-	-	-	-	-	-			
	Tremolite	Detect	-	-	-	-	-	-	-	-	-	-	-	-	-	-	-	-	-	-	-	-	-			
Inorganics	Ammoniacal Nitrogen as N	mg/kg	12	-	-	-	-	-	-	-	-	-	-	-	-	-	-	-	-	-	-	-	-			
	Cyanide (Free)	mg/kg	0.5	-	-	<0.5	<0.5	<0.5	<0.5	<0.5	<0.5	<0.5	<0.5	<0.5	<0.5	<0.5	<0.5	<0.5	<0.5	<0.5	<0.5	<0.5	<0.5			
	Cyanide Total	mg/kg	0.5	-	-	<0.5	<0.5	<0.5	<0.5	<0.5	<0.5	<0.5	<0.5	<0.5	<0.5	<0.5	<0.5	<0.5	<0.5	<0.5	<0.5	<0.5	<0.5			
	Cyanides-complex	mg/kg	1	-	-	-	-	-	-	-	-	-	-	-	-	-	-	-	-	-	-	-	-			
	Phosphates	mg/kg	4	-	-	-	-	-	-	-	-	-	-	-	-	-	-	-	-	-	-	-	-			
PAH	Coronene	mg/kg	0.3	-	-	-	-	-	-	-	-	-	-	-	-	-	-	-	-	-	-	-	-			
	Naphthalene	mg/kg	0.005	4900	<0.08	<0.08	<0.08	<0.08	<0.08	<0.08	<0.08	<0.08	0.11	<0.08	-	-	-	-	-	-	-	-	-			
	Acenaphthene	mg/kg	0.008	15000	<0.08	<0.08	<0.08	<0.08	<0.08	<0.08	<0.08	<0.08	<0.08	<0.08	<0.08	<0.08	<0.08	<0.08	<0.08	<0.08	<0.08	<0.08	<0.08			
	Acenaphthylene	mg/kg	0.012	19000	<0.08	<0.08	<0.08	<0.08	<0.08	<0.08	<0.08	<0.08	<0.08	<0.08	<0.08	<0.08	<0.08	<0.08	<0.08	<0.08	<0.08	<0.08	<0.08			
	Fluoranthene	mg/kg	0.017	3100	<0.08	<0.08	0.67	<0.08	<0.08	<0.08	0.4	<0.08	1.02	<0.08	-	-	-	-	-	-	-	-	-			
	Anthracene	mg/kg	0.016	74000	<0.08	<0.08	0.12	<0.08	<0.08	<0.08	<0.08	<0.08	0.21	<0.08	-	-	-	-	-	-	-	-	-			
	Phenanthrene	mg/kg	0.015	3100	<0.08	<0.08	0.31	<0.08	<0.08	<0.08	0.16	<0.08	0.55	<0.08	-	-	-	-	-	-	-	-	-			
	Fluorene	mg/kg	0.01	9000	<0.08	<0.08	<0.08	<0.08	<0.08	<0.08	<0.08	<0.08	<0.08	<0.08	<0.08	<0.08	<0.08	<0.08	<0.08	<0.08	<0.08	<0.08	<0.08			
	Chrysene	mg/kg	0.01	57	<0.08	<0.08	0.37	<0.08	<0.08	<0.08	0.26	<0.08	0.6	<0.08	-	-	-	-	-	-	-	-	-			
	Pyrene	mg/kg	0.015	7400	<0.08	<0.08	0.64	<0.08	<0.08	<0.08	0.4	<0.08	0.88	<0.08	-	-	-	-	-	-	-	-	-			
	Benzofluoranthene	mg/kg	0.014	29	<0.08	<0.08	0.3	<0.08	<0.08	<0.08	0.21	<0.08	0.52	<0.08	-	-	-	-	-	-	-	-	-			
	Benzobifluoranthene	mg/kg	0.015	7.1	<0.08	<0.08	0.43	<0.08	<0.08	<0.08	0.32	<0.08	0.8	<0.08	-	-	-	-	-	-	-	-	-			
	Benzokifluoranthene	mg/kg	0.014	190	<0.08	<0.08	0.2	<0.08	<0.08	<0.08	0.14	<0.08	0.32	<0.08	-	-	-	-	-	-	-	-	-			
	Benzoflapyrene	mg/kg	0.015	5.7	<0.08	<0.08	0.36	<0.08	<0.08	<0.08	0.25	<0.08	0.6	<0.08	-	-	-	-	-	-	-	-	-			
	Dibenz(a,h)anthracene	mg/kg	0.023	0.57	<0.08	<0.08	<0.08	<0.08	<0.08	<0.08	<0.08	<0.08	0.11	<0.08	-	-	-	-	-	-	-	-	-			
	Benzoflapyrene	mg/kg	0.024	640	<0.08	<0.08	0.23	<0.08	<0.08	<0.08	0.15	<0.08	0.46	<0.08	-	-	-	-	-	-	-	-	-			
	Indeno(1,2,3-c,d)pyrene	mg/kg	0.018	82	<0.08	<0.08	0.26	<0.08	<0.08	<0.08	0.16	<0.08	0.45	<0.08	-	-	-	-	-	-	-	-	-			
	PAH 16 Total	mg/kg	0.118	-	<1.28	<1.28	<1.3	<1.28	<1.28	<1.28	<2.92	<1.28	<6.87	<1.28	-	-	-	-	-	-	-	-	-			
TPH CWG	>C6-C8 Aliphatics	mg/kg	0.01	(see 157000) <sup>PS</sup>	-	-	<0.2	-	-	-	<0.2	-	<0.2	-	-	-	-	-	-	-	-	-	-			
	>C6-C7 Aliphatics	mg/kg	0.2	600000	-	-	<0.2	-	-	-	<0.2	-	<0.2	-	-	-	-	-	-	-	-	-	-			
	>C6-C8 Aliphatics	mg/kg	0.01	600000	-	-	<0.2	-	-	-	<0.2	-	<0.2	-	-	-	-	-	-	-	-	-	-			
	>C10-C44 Aliphatics	mg/kg	5	-	-	-	-	-	-	-	-	-	-	-	-	-	-	-	-	-	-	-	-			
	>C7-C8 Aliphatics	mg/kg	0.2	-	-	-	-	-	-	-	<0.2	-	<0.2	-	-											

		Field ID	BH07018-X-11.00-ES-200128	BH07018-X-12.00-ES-200128	BH07018-X-2.00-ES-200127	BH07018-X-24.00-ES-200130	BH07018-X-28.50-ES-200206	BH07018-X-3.00-ES-200127	BH07018-X-32.90-ES-200214	BH07018-X-4.00-ES-200127	BH07018-X-45.10-ES-200214	
		Location Code	BH07018	BH07018	BH07018	BH07018	BH07018	BH07018	BH07018	BH07018	BH07018	
		Sample Depth Range	11	12	24	28.5	3	32.9	4	45.1		
		Sample Date	28/01/2020	28/01/2020	27/01/2020	30/01/2020	06/02/2020	27/01/2020	14/02/2020	27/01/2020	14/02/2020	
		Matrix Description	LQM S4UL Public Open Space (POS) Residential - 1% SOM									
		C4SL Public Open Space (POS) Residential										
Chem Group	ChemName	output unit	EQL									
TPH	>C6-C8	mg/kg	0.02	-	-	<0.2	-	-	<0.2	-	<0.2	
	>C6-C7	mg/kg	0.02	-	-	<0.2	-	-	<0.2	-	<0.2	
	>C7-C8	mg/kg	0.02	-	-	<0.2	-	-	<0.2	-	<0.2	
	>C6-C9	mg/kg	0.2	-	-	<0.2	-	-	<0.2	-	<0.2	
	>C8-C10	mg/kg	0.02	<0.2	<0.2	<0.2	<0.2	<0.2	<0.2	2.42	0.282	2.38
	>C10-C12	mg/kg	0.02	<2	<2	<2	<2	<2	<2	<2	<2	<2
	>C12-C16	mg/kg	2	<2	<2	<2	<2	<2	<2	<2	<2	<2
	>C16-C21	mg/kg	2	2.27	2.82	-	<2 - 2.25	<2	<2	3.84	-	4.02
	>C21-C28	mg/kg	35	-	-	-	-	-	-	-	-	-
	>C21-C35	mg/kg	4.38	8.98	21	-	7.53 - 8.09	8.4	-	10.9	-	22
	>C28-C35	mg/kg	35	-	-	-	-	-	-	-	-	-
	>C31-C40	mg/kg	10	-	-	-	-	-	-	-	-	-
	>C35-C40	mg/kg	35	10.4	23.6	-	<10	10	-	11.3	-	23.2
	GRO >C5-10	mg/kg	0.02	-	-	-	-	-	-	-	-	-
	TPH >C8-C40	mg/kg	10	<13.9	<27.9	-	<12.8	<12.2	-	<18.2	-	<30.1
	EPH >C5-40	mg/kg	35	-	-	-	-	-	-	-	-	-
	EPH >C10-40	mg/kg	35	-	-	-	-	-	-	-	-	-
GRO	mg/kg	0.2	-	-	<0.2	-	-	<0.2	-	0.338	-	
GRO >C5-12	mg/kg	0.1	-	-	-	-	-	-	-	-	-	
TPH by GC/ED (AR)	mg/kg	10	13.7	27.8	-	12.8 - 14.3	12.1	-	18	-	29.9	
BTEX and MTBE	Benzene	mg/kg	0.001	140	72	<0.001	-	-	<0.001	-	<0.001	
	Toluene	mg/kg	0.005	-	56000	<0.005	-	-	<0.005	-	<0.005	
	Ethylbenzene	mg/kg	0.002	-	24000	<0.01	-	-	<0.01	-	<0.01	
	Xylene (m & o)	mg/kg	0.004	-	41000	<0.004	-	-	<0.004	-	<0.004	
	Xylene (p)	mg/kg	0.002	-	41000	<0.002	-	-	<0.002	-	<0.002	
	Xylene Total	mg/kg	0.02	-	-	<0.03	-	-	<0.03	-	<0.03	
	MTBE	mg/kg	0.001	-	-	-	-	-	-	-	-	
Total BTEX	mg/kg	0.04	-	-	-	-	-	-	-	-		
VOC	Styrene	mg/kg	0.001	-	-	-	-	-	-	-	-	
	cis-1,3-dichloroethene	mg/kg	0.001	-	-	-	-	-	-	-	-	
	trans-1,3-dichloroethene	mg/kg	0.001	-	-	-	-	-	-	-	-	
	1,1,1,2-tetrachloroethane	mg/kg	0.001	1400	-	-	-	-	-	-	-	
	1,1,1-trichloroethane	mg/kg	0.001	140000	-	-	-	-	-	-	-	
	1,1,2,2-tetrachloroethane	mg/kg	0.001	1400	-	-	-	-	-	-	-	
	1,1,2-dichloroethane	mg/kg	0.001	-	-	-	-	-	-	-	-	
	1,1-dichloroethane	mg/kg	0.001	-	-	-	-	-	-	-	-	
	1,1-dichloroethene	mg/kg	0.001	-	-	-	-	-	-	-	-	
	1,1-dichloropropane	mg/kg	0.001	-	-	-	-	-	-	-	-	
	1,2-dichloropropane	mg/kg	0.001	-	-	-	-	-	-	-	-	
	1,2-dibromo-3-chloropropane	mg/kg	0.001	-	-	-	-	-	-	-	-	
	1,2-dibromoethane	mg/kg	0.001	-	-	-	-	-	-	-	-	
	1,2-dichloroethane	mg/kg	0.001	29	-	-	-	-	-	-	-	
	1,2-dichloroethene	mg/kg	0.001	-	-	-	-	-	-	-	-	
	1,3,5-trimethylbenzene	mg/kg	0.001	-	-	-	-	-	-	-	-	
	1,3-dichloropropane	mg/kg	0.001	-	-	-	-	-	-	-	-	
	2,2-dichloropropane	mg/kg	0.001	-	-	-	-	-	-	-	-	
	2-chlorotoluene	mg/kg	0.001	-	-	-	-	-	-	-	-	
	4-chlorotoluene	mg/kg	0.001	-	-	-	-	-	-	-	-	
	Bromobenzene	mg/kg	0.001	-	-	-	-	-	-	-	-	
	Bromochloromethane	mg/kg	0.001	-	-	-	-	-	-	-	-	
	Bromodichloromethane	mg/kg	0.001	-	-	-	-	-	-	-	-	
	Bromoform	mg/kg	0.001	-	-	-	-	-	-	-	-	
	Bromomethane	mg/kg	0.001	-	-	-	-	-	-	-	-	
	Carbon disulfide	mg/kg	0.007	11000	-	-	-	-	-	-	-	
	Carbon tetrachloride	mg/kg	0.001	890	-	-	-	-	-	-	-	
	Chlorobromomethane	mg/kg	0.001	-	-	-	-	-	-	-	-	
	Chloroethane	mg/kg	0.002	-	-	-	-	-	-	-	-	
	Chloroform	mg/kg	0.001	2500	-	-	-	-	-	-	-	
	Chloromethane	mg/kg	0.003	-	-	-	-	-	-	-	-	
	cis-1,2-dichloroethene	mg/kg	0.005	-	-	-	-	-	-	-	-	
	Dibromomethane	mg/kg	0.001	-	-	-	-	-	-	-	-	
	Dichlorodifluoromethane	mg/kg	0.001	-	-	-	-	-	-	-	-	
Dichloromethane	mg/kg	0.01	-	-	-	-	-	-	-	-		
Isopropylbenzene	mg/kg	0.001	-	-	-	-	-	-	-	-		
m-butylbenzene	mg/kg	0.001	-	-	-	-	-	-	-	-		
n-propylbenzene	mg/kg	0.001	-	-	-	-	-	-	-	-		
p-isocrotyltoluene	mg/kg	0.001	-	-	-	-	-	-	-	-		
sec-butylbenzene	mg/kg	0.001	-	-	-	-	-	-	-	-		
Trichloroethene	mg/kg	0.001	120	-	-	-	-	-	-	-		
tert-butylbenzene	mg/kg	0.001	-	-	-	-	-	-	-	-		
Tetrachloroethene	mg/kg	0.003	1400	-	-	-	-	-	-	-		
trans-1,2-dichloroethene	mg/kg	0.001	-	-	-	-	-	-	-	-		
Trichlorofluoromethane	mg/kg	0.001	-	-	-	-	-	-	-	-		
Vinyl chloride	mg/kg	0.001	3.5	-	-	-	-	-	-	-		
tert-Amyl methyl ether	mg/kg	0.01	-	-	-	-	-	-	-	-		
VOC/SVOC	1,2,3-trichlorobenzene	mg/kg	0.001	-	-	-	-	-	-	-	-	
	1,2,4-trichlorobenzene	mg/kg	0.003	-	-	-	-	-	-	-	-	
	1,2-dichlorobenzene	mg/kg	0.001	-	-	-	-	-	-	-	-	
	1,3,5-Trichlorobenzene	mg/kg	0.001	-	-	-	-	-	-	-	-	
	1,3-dichlorobenzene	mg/kg	0.001	-	-	-	-	-	-	-	-	
	1,4-dichlorobenzene	mg/kg	0.001	-	-	-	-	-	-	-	-	
	Chlorobenzene	mg/kg	0.001	11000	-	-	-	-	-	-	-	
Hexachlorobutadiene	mg/kg	0.002	25	-	-	-	-	-	-	-		

		Field ID	BH07018-X-11-00-ES-200128	BH07018-X-12-00-ES-200128	BH07018-X-2-00-ES-200127	BH07018-X-24-00-ES-200130	BH07018-X-28-50-ES-200206	BH07018-X-3-00-ES-200127	BH07018-X-32-90-ES-200214	BH07018-X-4-00-ES-200127	BH07018-X-45-10-ES-200214	
		Location Code	BH07018	BH07018	BH07018	BH07018	BH07018	BH07018	BH07018	BH07018	BH07018	
		Sample Depth Range	11	12	2	24	28.5	3	32.9	4	45.1	
		Sampled Date Time	28/01/2020	28/01/2020	27/01/2020	30/01/2020	06/02/2020	27/01/2020	14/02/2020	27/01/2020	14/02/2020	
		Matrix Description	LQM S4UL Public Open Space (POS) Residential - 1% SOM									
		C4SL Public Open Space (POS) Residential										
Chem Group	ChemName	output unit	EQL									
SVOC	Benzyl alcohol	mg/kg	0.5	-	-	-	-	-	-	-	-	
	Diphenyl ether	mg/kg	0.1	-	-	-	-	-	-	-	-	
	4-bromophenyl phenyl ether	mg/kg	0.1	-	-	-	-	-	-	-	-	
	4-nitroaniline	mg/kg	0.1	-	-	-	-	-	-	-	-	
	4-nitrophenol	mg/kg	0.1	-	-	-	-	-	-	-	-	
	1,1-Biohexyl	mg/kg	0.1	-	-	-	-	-	-	-	-	
	1,2,3,4-tetrachlorobenzene	mg/kg	0.001	830	-	-	-	-	-	-	-	
	1-Methylnaphthalene	mg/kg	0.1	-	-	-	-	-	-	-	-	
	2,4,5-trichlorophenol	mg/kg	0.1	-	-	-	-	-	-	-	-	
	2,4,6-trichlorophenol	mg/kg	0.1	-	-	-	-	-	-	-	-	
	2,4-dichlorophenol	mg/kg	0.1	-	-	-	-	-	-	-	-	
	2,4-dimethylphenol	mg/kg	0.1	-	-	-	-	-	-	-	-	
	2,4-dinitrophenol	mg/kg	0.5	-	-	-	-	-	-	-	-	
	2,4-dinitrotoluene	mg/kg	0.1	-	-	-	-	-	-	-	-	
	2,6-dinitrotoluene	mg/kg	0.1	-	-	-	-	-	-	-	-	
	2-chloronaphthalene	mg/kg	0.1	-	-	-	-	-	-	-	-	
	2-chlorophenol	mg/kg	0.1	-	-	-	-	-	-	-	-	
	2-methylnaphthalene	mg/kg	0.1	-	-	-	-	-	-	-	-	
	2-methylphenol	mg/kg	0.1	-	-	-	-	-	-	-	-	
	2-nitroaniline	mg/kg	0.1	-	-	-	-	-	-	-	-	
	2-nitrophenol	mg/kg	0.1	-	-	-	-	-	-	-	-	
	3-nitroaniline	mg/kg	0.1	-	-	-	-	-	-	-	-	
	4,6-Dinitro-2-methylphenol	mg/kg	0.2	-	-	-	-	-	-	-	-	
	4-chloro-3-methylphenol	mg/kg	0.1	-	-	-	-	-	-	-	-	
	4-chloroaniline	mg/kg	0.1	-	-	-	-	-	-	-	-	
	4-chlorophenol	mg/kg	0.5	620	-	-	-	-	-	-	-	
	4-chlorophenyl phenyl ether	mg/kg	0.1	-	-	-	-	-	-	-	-	
	4-methylphenol	mg/kg	0.1	-	-	-	-	-	-	-	-	
	Azobenzene	mg/kg	0.1	-	-	-	-	-	-	-	-	
	Benzoic Acid	mg/kg	0.5	-	-	-	-	-	-	-	-	
	Bis(2-chlorophenyl) methane	mg/kg	0.1	-	-	-	-	-	-	-	-	
	Bis(2-chloroethyl) ether	mg/kg	0.1	-	-	-	-	-	-	-	-	
	Bis(2-chloroisopropyl) ether	mg/kg	0.1	-	-	-	-	-	-	-	-	
	Bis(2-ethylhexyl) phthalate	mg/kg	0.1	-	-	-	-	-	-	-	-	
	Butyl benzyl phthalate	mg/kg	0.1	-	-	-	-	-	-	-	-	
	Cabazole	mg/kg	0.1	-	-	-	-	-	-	-	-	
	Dibenzofuran	mg/kg	0.1	-	-	-	-	-	-	-	-	
	Diethylphthalate	mg/kg	0.1	-	-	-	-	-	-	-	-	
	Dimethyl phthalate	mg/kg	0.1	-	-	-	-	-	-	-	-	
	Di-n-butyl phthalate	mg/kg	0.1	-	-	-	-	-	-	-	-	
	Di-n-octyl phthalate	mg/kg	0.1	-	-	-	-	-	-	-	-	
	Hexachlorobenzene	mg/kg	0.002	16	-	-	-	-	-	-	-	
	Hexachlorocyclopentadiene	mg/kg	0.1	-	-	-	-	-	-	-	-	
	Hexachloroethane	mg/kg	0.1	-	-	-	-	-	-	-	-	
	Isophorone	mg/kg	0.1	-	-	-	-	-	-	-	-	
	Nitrobenzene	mg/kg	0.1	-	-	-	-	-	-	-	-	
	N-nitrosodi-n-propylamine	mg/kg	0.1	-	-	-	-	-	-	-	-	
	n-Nitrosodiphenylamine	mg/kg	0.1	-	-	-	-	-	-	-	-	
	Pentachlorobenzene	mg/kg	0.001	100	-	-	-	-	-	-	-	
Pentachloronitrobenzene	mg/kg	0.05	-	-	-	-	-	-	-	-		
Pentachlorophenol	mg/kg	0.1	60	-	-	-	-	-	-	-		
PCB	PCB-110	mg/kg	-	-	-	-	-	-	-	-	-	
	PCB-128	mg/kg	-	-	-	-	-	-	-	-	-	
	PCB-141	mg/kg	-	-	-	-	-	-	-	-	-	
	PCB-149	mg/kg	-	-	-	-	-	-	-	-	-	
	PCB-151	mg/kg	-	-	-	-	-	-	-	-	-	
	PCB-158	mg/kg	-	-	-	-	-	-	-	-	-	
	PCB-170	mg/kg	-	-	-	-	-	-	-	-	-	
	PCB-18	mg/kg	-	-	-	-	-	-	-	-	-	
	PCB-183	mg/kg	-	-	-	-	-	-	-	-	-	
	PCB-187	mg/kg	-	-	-	-	-	-	-	-	-	
	PCB-194	mg/kg	-	-	-	-	-	-	-	-	-	
	PCB-31	mg/kg	-	-	-	-	-	-	-	-	-	
	PCB-44	mg/kg	-	-	-	-	-	-	-	-	-	
	PCB-49	mg/kg	-	-	-	-	-	-	-	-	-	
	2,2,4-tetrachloro-1,1-Biphenyl	mg/kg	-	-	-	-	-	-	-	-	-	
	2,3,4,4-tetrachloro-1,1-Biphenyl	mg/kg	-	-	-	-	-	-	-	-	-	
	Heptachlorobiphenyl, 2,3,3,4,4,5,5- (PCB 189)	mg/kg	0.003	-	-	<0.005	-	-	<0.005	-	<0.005	-
	Hexachlorobiphenyl, 2,3,3,4,4,5- (PCB 156)	mg/kg	0.003	-	-	<0.005	-	-	0.00765	-	<0.005	-
	Hexachlorobiphenyl, 2,3,3,4,4,5- (PCB 157)	mg/kg	0.003	-	-	<0.005	-	-	0.00944	-	<0.005	-
	Hexachlorobiphenyl, 2,3,4,4,5,5- (PCB 167)	mg/kg	0.003	-	-	<0.005	-	-	<0.005	-	<0.005	-
	Hexachlorobiphenyl, 3,3,4,4,5,5- (PCB 169)	mg/kg	0.003	-	-	<0.005	-	-	0.00752	-	<0.005	-
	PCB 101	mg/kg	0.003	-	-	<0.005	-	-	<0.005	-	<0.005	-
	PCB 118	mg/kg	0.003	-	-	<0.005	-	-	<0.005	-	<0.005	-
	PCB 138	mg/kg	0.003	-	-	<0.005	-	-	<0.005	-	0.00628	-
	PCB 153	mg/kg	0.003	-	-	<0.005	-	-	<0.005	-	0.00597	-
	PCB 160	mg/kg	0.003	-	-	<0.005	-	-	<0.005	-	<0.005	-
	PCB 26	mg/kg	0.003	-	-	<0.005	-	-	<0.005	-	<0.005	-
	PCB 52	mg/kg	0.003	-	-	<0.005	-	-	<0.005	-	<0.005	-
Pentachlorobiphenyl, 2,3,3,4,4- (PCB 105)	mg/kg	0.003	-	-	<0.005	-	-	<0.005	-	<0.005	-	
Pentachlorobiphenyl, 2,3,4,4,5- (PCB 114)	mg/kg	0.003	-	-	<0.005	-	-	<0.005	-	0.0124	-	
Pentachlorobiphenyl, 2,3,4,4,5- (PCB 123)	mg/kg	0.003	-	-	<0.005	-	-	<0.005	-	<0.005	-	
Pentachlorobiphenyl, 3,3,4,4,5- (PCB 126)	mg/kg	0.003	-	-	<0.005	-	-	<0.005	-	<0.005	-	
Tetrachlorobiphenyl, 3,3,4,4- (PCB 77)	mg/kg	0.003	-	-	<0.005	-	-	<0.005	-	0.00723	-	
Tetrachlorobiphenyl, 3,4,4,5- (PCB 81)	mg/kg	0.003	-	-	<0.005	-	-	<0.005	-	0.0146	-	
Total PCB 7 congeners	mg/kg	0.021	-	-	-	-	-	-	-	-	-	
Total PCB WHO 12	mg/kg	0.036	-	-	-	-	-	-	-	-	-	

Chem Group	ChemName	output unit	EQL	Field ID	BH07018-X-11.00-ES-200128	BH07018-X-12.00-ES-200128	BH07018-X-2.00-ES-200127	BH07018-X-24.00-ES-200130	BH07018-X-28.50-ES-200206	BH07018-X-3.00-ES-200127	BH07018-X-32.90-ES-200214	BH07018-X-4.00-ES-200127	BH07018-X-45.10-ES-200214		
				Location Code	BH07018	BH07018	BH07018	BH07018	BH07018	BH07018	BH07018	BH07018	BH07018	BH07018	BH07018
				Sample Depth Range	11	12	2	24	28.5	3	32.9	4	45.1		
				Sampled Date Time	28/01/2020	28/01/2020	27/01/2020	30/01/2020	06/02/2020	27/01/2020	14/02/2020	27/01/2020	14/02/2020		
				Matrix Description	LQM S4UL Public Open Space (POS) Residential - 1% SOM										
				C4SL Public Open Space (POS) Residential											
Phenolics	Xenolols	mg/kg	0.015	-	-	-	-	-	-	-	-	-	-		
	Phenol Index	mg/kg	0.5	<0.5	<0.5	<0.5	<0.5	<0.5	<0.5	<0.5	<0.5	<0.5	<0.5		
	3-84-methylphenol	mg/kg	0.1	-	-	-	-	-	-	-	-	-	-		
	Cresol Total	mg/kg	0.01	-	-	-	-	-	-	-	-	-	-		
	Phenol	mg/kg	0.01	-	-	-	-	-	-	-	-	-	-		
Organofins	Phenols Monohydric	mg/kg	0.035	-	-	-	-	-	-	-	-	-	-		
	Dibutyltin	mg/kg	-	-	-	-	-	-	-	-	-	-	-		
	Monophenyltin	mg/kg	-	-	-	-	-	-	-	-	-	-	-		
	Diphenyltin	mg/kg	-	-	-	-	-	-	-	-	-	-	-		
	Monobutyltin	mg/kg	-	-	-	-	-	-	-	-	-	-	-		
Pesticides	Tetrabutyltin	mg/kg	-	-	-	-	-	-	-	-	-	-	-		
	Tributyltin	mg/kg	0.001	-	-	<0.005	-	-	-	<0.005	-	<0.005	-		
	Triphenyltin	mg/kg	-	-	-	-	-	-	-	-	-	-	-		
	Etrimefos	mg/kg	0.002	-	-	-	-	-	-	-	-	-	-		
	Hepatachlor epoxide	mg/kg	0.002	-	-	-	-	-	-	-	-	-	-		
Pesticides	Methacrifos	mg/kg	0.002	-	-	-	-	-	-	-	-	-	-		
	Propetamphos	mg/kg	0.002	-	-	-	-	-	-	-	-	-	-		
	Simetryn	mg/kg	0.05	-	-	-	-	-	-	-	-	-	-		
	Sodium Acifluorfen	mg/kg	-	-	-	-	-	-	-	-	-	-	-		
	Tetrazene	mg/kg	0.003	-	-	-	-	-	-	-	-	-	-		
	2,4,5-TP (Silvex)	mg/kg	-	-	-	-	-	-	-	-	-	-	-		
	Hedonal	mg/kg	-	-	-	-	-	-	-	-	-	-	-		
	2,4-DDT	mg/kg	0.003	-	-	-	-	-	-	-	-	-	-		
	2,4-Dichloroac	mg/kg	-	-	-	-	-	-	-	-	-	-	-		
	4-(2,4-Dichlorophenoxy)butyric Acid (2,4-DB)	mg/kg	-	-	-	-	-	-	-	-	-	-	-		
	4,4-DDE	mg/kg	0.005	-	-	-	-	-	-	-	-	-	-		
	4-Chlorophenoxy acetic acid	mg/kg	-	-	-	-	-	-	-	-	-	-	-		
	a-BHC	mg/kg	0.002	24	-	-	-	-	-	-	-	-	-		
	Aldrin	mg/kg	0.002	18	-	-	-	-	-	-	-	-	-		
	Ametryn	mg/kg	0.05	-	-	-	-	-	-	-	-	-	-		
	Acetyl (hexnill)	mg/kg	-	-	-	-	-	-	-	-	-	-	-		
	Atraton	mg/kg	0.05	-	-	-	-	-	-	-	-	-	-		
	Atrazine	mg/kg	0.05	1200	-	-	-	-	-	-	-	-	-		
	Azinophos methyl	mg/kg	0.005	-	-	-	-	-	-	-	-	-	-		
	b-BHC	mg/kg	0.002	8.1	-	-	-	-	-	-	-	-	-		
	Bentazone	mg/kg	0.1	-	-	-	-	-	-	-	-	-	-		
	Bromoxnill	mg/kg	-	-	-	-	-	-	-	-	-	-	-		
	Carbofenthoion	mg/kg	0.003	-	-	-	-	-	-	-	-	-	-		
	chlordan	mg/kg	0.002	-	-	-	-	-	-	-	-	-	-		
	Chlordane (cis)	mg/kg	0.002	-	-	-	-	-	-	-	-	-	-		
	Azinphos Ethyl	mg/kg	0.005	-	-	-	-	-	-	-	-	-	-		
	Chlordane (trans)	mg/kg	0.05	-	-	-	-	-	-	-	-	-	-		
	Chlorfenvinphos	mg/kg	0.003	-	-	-	-	-	-	-	-	-	-		
	Chlorotoluron	mg/kg	-	-	-	-	-	-	-	-	-	-	-		
	Chlorovifos	mg/kg	0.002	-	-	-	-	-	-	-	-	-	-		
	Chlorpyrifos-methyl	mg/kg	0.002	-	-	-	-	-	-	-	-	-	-		
	Cyanazine	mg/kg	-	-	-	-	-	-	-	-	-	-	-		
	d-BHC	mg/kg	0.002	-	-	-	-	-	-	-	-	-	-		
	DDD	mg/kg	0.005	-	-	-	-	-	-	-	-	-	-		
	DDT	mg/kg	0.005	-	-	-	-	-	-	-	-	-	-		
	Chlorfthalonil	mg/kg	0.002	-	-	-	-	-	-	-	-	-	-		
	Diazinon	mg/kg	0.001	-	-	-	-	-	-	-	-	-	-		
	Dicamba	mg/kg	-	-	-	-	-	-	-	-	-	-	-		
	Dichlobenil	mg/kg	0.001	-	-	-	-	-	-	-	-	-	-		
	cis-Permethrin	mg/kg	0.003	-	-	-	-	-	-	-	-	-	-		
	Dichlorvos	mg/kg	0.002	16	-	-	-	-	-	-	-	-	-		
	Diclofop	mg/kg	-	-	-	-	-	-	-	-	-	-	-		
	Dieldrin	mg/kg	0.005	18	-	-	-	-	-	-	-	-	-		
	Dimethoate	mg/kg	0.003	-	-	-	-	-	-	-	-	-	-		
	Dinoseb	mg/kg	-	-	-	-	-	-	-	-	-	-	-		
	Diuron	mg/kg	-	-	-	-	-	-	-	-	-	-	-		
	Endosulfan I	mg/kg	0.001	1200	-	-	-	-	-	-	-	-	-		
	Endosulfan II	mg/kg	0.01	-	-	-	-	-	-	-	-	-	-		
	Endosulfan sulphate	mg/kg	0.005	-	-	-	-	-	-	-	-	-	-		
	Endrin	mg/kg	0.003	-	-	-	-	-	-	-	-	-	-		
Endrin ketone	mg/kg	0.03	-	-	-	-	-	-	-	-	-	-			
Ethion	mg/kg	0.003	-	-	-	-	-	-	-	-	-	-			
Fenitrothion	mg/kg	0.005	-	-	-	-	-	-	-	-	-	-			
Fenitrothion	mg/kg	0.01	-	-	-	-	-	-	-	-	-	-			
Fluroxypyr	mg/kg	0.1	-	-	-	-	-	-	-	-	-	-			

		Field ID	BH07018-X-11-00-ES-200128	BH07018-X-12-00-ES-200128	BH07018-X-2-00-ES-200127	BH07018-X-24-00-ES-200130	BH07018-X-28-50-ES-200206	BH07018-X-3-00-ES-200127	BH07018-X-32-90-ES-200214	BH07018-X-4-00-ES-200127	BH07018-X-45-10-ES-200214	
		Location Code	BH07018	BH07018	BH07018	BH07018	BH07018	BH07018	BH07018	BH07018	BH07018	
		Sample Depth Range	11	12	2	24	28.5	3	32.9	4	45.1	
		Sampled Date Time	28/01/2020	28/01/2020	27/01/2020	30/01/2020	06/02/2020	27/01/2020	14/02/2020	27/01/2020	14/02/2020	
		Matrix Description	LQM S4UL Public Open Space (POS) Residential - 1% SOM									
		C4SL Public Open Space (POS) Residential										
Chem Group	ChemName	output unit	EQL									
	o-BHC (Lindane)	mg/kg	0.001									
	Heptachlor	mg/kg	0.003									
	Isodrin	mg/kg	0.002									
	Isoproturon	mg/kg	-									
	Linuron	mg/kg	-									
	Malathion	mg/kg	0.002									
	2-Methyl-4-chlorophenoxyacetic acid	mg/kg	-									
	2-Methyl-4-Chlorophenoxy Butanoic Acid	mg/kg	-									
	Mecoprop	mg/kg	-									
	Methoxychlor	mg/kg	0.005									
	Methyl parathion	mg/kg	0.01									
	Mevinphos (Phosdrin)	mg/kg	0.002									
	o,p-DDD	mg/kg	0.005									
	o,p'-DDE	mg/kg	0.002									
	o,p'-Methoxychlor	mg/kg	0.05									
	Parathion	mg/kg	0.005									
	Pendimethalin	mg/kg	0.01									
	Permethrin	mg/kg	0.05									
	Permethrin II	mg/kg	0.003									
	Phorate	mg/kg	0.01									
	Priniphos-methyl	mg/kg	0.002									
	Priniphos-ethyl	mg/kg	0.002									
	Prometon	mg/kg	0.05									
	Prometryn	mg/kg	0.05									
	Pronamide	mg/kg	0.002									
	Propazine	mg/kg	0.05									
	Propiconazole	mg/kg	-									
	Propoxycarbazono-sodium	mg/kg	-									
	Simazine	mg/kg	0.05									
	Terbutryn	mg/kg	0.05									
	Terbutylazine	mg/kg	0.05									
	Phosalone	mg/kg	0.005									
	Phosphamidon	mg/kg	0.005									
	Triadimefon	mg/kg	0.002									
	Triallate	mg/kg	0.002									
	Triclopyr	mg/kg	0.1									
	Triclosan	mg/kg	-									
	Trifluralin	mg/kg	0.01									
	Tebuconazole	mg/kg	-									
	Telodrin	mg/kg	0.05									
	Triazophos	mg/kg	0.003									
SVOC TIC	SVOC TICs - Detect	Detect	-									
	Anthraquinone 9,10-	mg/kg	-									
	SVOC Tentatively Identified Compounds	mg/kg	0.1									
	Aniline	mg/kg	0.3									
VOC TIC	VOC TICs - Detect	Detect	-									
	VOC Tentatively Identified Compounds	mg/kg	0.05									
	Freon 113	mg/kg	0.005									
Other	Temperature	°C	-									
	Conductivity @ 20°C	µS/cm	14									
	% Stones >4mm	%	0									
	Fraction of non-crushable material	%	0									
	Moisture Content (dried @35°C)	%	0									
	Moisture Content 105C	%	0.1	43.6	51.1	18.8	9.2 - 13.7	20.7	20.7	22.2	28.5	21.4
	pH (Lab)	pH Units	1	8.3	8.1	8	8.7 - 8.8	8.4	8.2	8.6	7.3	8
	Stone Content	%	0.1	0	0	5.1	27 - 42	0	6.9	15.4	6.1	0
	Total Organic Carbon	%	0.02	1.27	3.25	0.92	0.08 - 0.11	0.21	1.68	0.18	19.5	0.2

**Env Stds Comments**  
 #1:GAC is only presented as speciated chromium. 7.7mg/kg is used for hexavalent. If hexavalent chromium (CVI) data is available, a value of 1,500mg/kg r  
 #2:C4SL for lead adopted  
 #3:GAC only presented as speciated mercury. 16mg/kg is used for elemental mercury. If the CSM indicates that elemental mercury is not a CoC and mercury  
 #4:Updated S4UL for nickel  
 #5:S4UL exceeds solubility saturation limit  
 #6:Criteria derived for Al<sup>3</sup>-C16-C35 split between Al<sup>3</sup>-C16-21 & Al<sup>3</sup>-C21-35. Requires summation of fractions to use Al<sup>3</sup>-C16-C35 criteria.  
 #7:Criteria presented is for p-xylene. A separate value is presented for o-xylene.  
 #8:S4UL based on a threshold protective of direct skin contact with phenol

Legend	Results exceeds GAC.
>50	Results MDL is greater than GAC.
NAD	No asbestos detected.
-	Determinand has not been tested for.

**Notes**  
 A range is given where a determinand has been analysed for by more than one method.





Chem Group	ChemName	output unit	EQL	Field ID	BH07018-X-5.00-ES-200127	BH07018-X-6.00-ES-200127	BH07018-X-7.00-ES-200127	BH07018-X-8.00-ES-200127	BH07018-X-9.00-ES-200128	BH07018-X-1.00-ES-200113	BH07018-X-2.00-ES-200114	BH07018-X-3.00-ES-200115	BH07018-X-4.00-ES-200115		
				Location Code	BH07018	BH07018	BH07018	BH07018	BH07018	BH07018	BH07018	BH07018	BH07018	BH07018	BH07018
				Sample Depth Range	5	6	7	8	9	1	2	3	4		
				Sampled Date Time	27/01/2020	27/01/2020	27/01/2020	27/01/2020	28/01/2020	13/01/2020	14/01/2020	15/01/2020	15/01/2020		
				Matrix Description	LOM S4UL Public Open Space (POS) Residential - 1% SOM										
				C4SL Public Open Space (POS) Residential											
TPH	>C6-C8	mg/kg	0.02		<0.2	<0.2	<0.2	<0.2	-	-	-	<0.2	<0.2		
	>C6-C7	mg/kg	0.02		<0.2	<0.2	<0.2	<0.2	-	-	-	<0.2	<0.2		
	>C7-C8	mg/kg	0.02		<0.2	<0.2	<0.2	<0.2	-	-	-	<0.2	<0.2		
	>C6-C9	mg/kg	0.2		-	-	-	-	-	-	-	-	-		
	>C8-C10	mg/kg	0.02		1.15	<0.2	0.235	<0.2	<0.2	<0.2	<0.2	<0.2	<0.2		
	>C10-C12	mg/kg	0.02		-	-	-	-	<2	<2	<2	<2	<2		
	>C12-C16	mg/kg	2		-	-	-	-	-	10.2	6.76	-	-		
	>C16-C21	mg/kg	2		-	-	-	-	2.85	15.8	6.55	-	-		
	>C21-C28	mg/kg	35		-	-	-	-	-	-	-	-	-		
	>C21-C35	mg/kg	4.38		-	-	-	-	16.3	7.79	<4.38	-	-		
	>C28-C35	mg/kg	35		-	-	-	-	-	-	-	-	-		
	>C31-C40	mg/kg	10		-	-	-	-	18.1	<10	<10	-	-		
	>C35-C40	mg/kg	35		-	-	-	-	-	-	-	-	-		
	GRO >C5-10	mg/kg	0.02		-	-	-	-	-	-	-	-	-		
	TPH >C8-C40	mg/kg	10		-	-	-	-	<21.9	<35.4	<17.2	-	-		
	EPH >C5-40	mg/kg	35		-	-	-	-	-	-	-	-	-		
	EPH >C10-40	mg/kg	35		-	-	-	-	-	-	-	-	-		
	GRO >C5-12	mg/kg	0.2		1.21	<0.2	0.282	<0.2	-	-	-	<0.2	<0.2		
	TPH by GC/ED (AR)	mg/kg	10		-	-	-	-	21.7	35.3	17.3	-	-		
BTEX and MTEX	Benzene	mg/kg	0.001	140	72	<0.01 - 0.005	<0.01 - 0.006	<0.01 - 0.007	<0.01 - 0.003	-	-	<0.001	<0.01		
	Toluene	mg/kg	0.005		56000	<0.01 - 0.006	<0.01 - 0.014	0.013 - 0.019	0.005 - 0.012	-	-	<0.005	<0.01		
	Ethylbenzene	mg/kg	0.002		24000	<0.01	<0.01	<0.01	<0.01	-	-	<0.01	<0.002		
	Xylene (m & o)	mg/kg	0.004		41000	0.023	0.03	0.043	0.008	-	-	<0.004	-		
	Xylene (p)	mg/kg	0.002		41000	0.021	0.013	0.015	0.003	-	-	<0.002	-		
	Xylene Total	mg/kg	0.02			<0.03	<0.03	0.034	<0.03	-	-	<0.03	<0.03		
	MTEX	mg/kg	0.001			-	-	-	-	-	-	-	<0.001		
Total BTEX	mg/kg	0.04			-	-	-	-	-	-	-	<0.04			
VOC	Styrene	mg/kg	0.001										<0.01		
	cis-1,3-dichlorocyclohexane	mg/kg	0.001										<0.01		
	trans-1,3-dichlorocyclohexane	mg/kg	0.001										<0.01		
	1,1,1,2-tetrachloroethane	mg/kg	0.001	1400									<0.01		
	1,1,1-trichloroethane	mg/kg	0.001	140000									<0.01		
	1,1,2,2-tetrachloroethane	mg/kg	0.001	1400									<0.01		
	1,1,2-dichloroethane	mg/kg	0.001										<0.01		
	1,1-dichloroethane	mg/kg	0.001										<0.01		
	1,1-dichloroethene	mg/kg	0.001										<0.01		
	1,1-dichlorocyclohexane	mg/kg	0.001										<0.01		
	1,2,3-trichloropropane	mg/kg	0.001										<0.01		
	1,2,4-trimethylbenzene	mg/kg	0.001										<0.01		
	1,2-dibromo-3-chloropropane	mg/kg	0.001										<0.01		
	1,2-dibromoethane	mg/kg	0.001										<0.01		
	1,2-dichloroethane	mg/kg	0.001	29									<0.01		
	1,2-dichlorocyclohexane	mg/kg	0.001										<0.01		
	1,3,5-trimethylbenzene	mg/kg	0.001										<0.01		
	1,3-dichloropropane	mg/kg	0.001										<0.01		
	2,2-dichloropropane	mg/kg	0.001										<0.01		
	2-chlorotoluene	mg/kg	0.001										<0.01		
	4-chlorotoluene	mg/kg	0.001										<0.01		
	Bromobenzene	mg/kg	0.001										<0.01		
	Bromochloromethane	mg/kg	0.001										<0.01		
	Bromodichloromethane	mg/kg	0.001										<0.01		
	Bromofrom	mg/kg	0.001										<0.01		
	Bromomethane	mg/kg	0.001										<0.01		
	Carbon disulfide	mg/kg	0.007	11000									<0.01		
	Carbon tetrachloride	mg/kg	0.001	890									<0.01		
	Chlorobromomethane	mg/kg	0.001										<0.01		
	Chloroethane	mg/kg	0.002										<0.002		
	Chloroform	mg/kg	0.001	2500									<0.01		
	Chloromethane	mg/kg	0.003										<0.003		
	cis-1,2-dichloroethane	mg/kg	0.005										<0.005		
	Dibromomethane	mg/kg	0.001										<0.01		
	Dichlorodifluoromethane	mg/kg	0.001										<0.01		
	Dichloromethane	mg/kg	0.01										<0.01		
	Isopropylbenzene	mg/kg	0.001										<0.01		
	n-butylbenzene	mg/kg	0.001										<0.01		
	n-propylbenzene	mg/kg	0.001										<0.01		
	p-isocrotyltoluene	mg/kg	0.001										<0.01		
	sec-butylbenzene	mg/kg	0.001										<0.01		
	Trichloroethane	mg/kg	0.001	120									<0.01		
	tert-butylbenzene	mg/kg	0.001										<0.01		
Tetrachloroethane	mg/kg	0.003	1400									<0.003			
trans-1,2-dichloroethane	mg/kg	0.001										<0.01			
Trichlorofluoromethane	mg/kg	0.001										<0.01			
Vinyl chloride	mg/kg	0.001	3.5									<0.01			
tert-Amyl methyl ether	mg/kg	0.01										<0.01			
VOC/SVOC	1,2,3-trichlorobenzene	mg/kg	0.001		1800								<0.003		
	1,2,4-trichlorobenzene	mg/kg	0.001		15000								<0.003		
	1,2-dichlorobenzene	mg/kg	0.001		90000								<0.01		
	1,3,5-Trichlorobenzene	mg/kg	0.001		1700								<0.01		
	1,3-dichlorobenzene	mg/kg	0.001		300								<0.01		
	1,4-dichlorobenzene	mg/kg	0.001		17000								<0.01		
	Chlorobenzene	mg/kg	0.001		11000								<0.01		
Hexachlorobutadiene	mg/kg	0.002		25								<0.002			

Chem Group	ChemName	output unit	EQL	Field ID	BH07018-X-5.00-ES-200127	BH07018-X-6.00-ES-200127	BH07018-X-7.00-ES-200127	BH07018-X-8.00-ES-200127	BH07018-X-9.00-ES-200128	BH07018-X-1.00-ES-200113	BH07018-X-2.00-ES-200114	BH07018-X-3.00-ES-200115	BH07018-X-4.00-ES-200115		
				Location Code	BH07018	BH07018	BH07018	BH07018	BH07018	BH07018	BH07018	BH07018	BH07018	BH07018	BH07018
				Sample Depth Range	5	6	7	8	9	1	2	3	4		
				Sampled Date Time	27/01/2020	27/01/2020	27/01/2020	27/01/2020	28/01/2020	13/01/2020	14/01/2020	15/01/2020	15/01/2020		
				Matrix Description	LQM S4UL Public Open Space (POS) Residential - 1% SOM										
				C4SL Public Open Space (POS) Residential											
SVOC	Benzyl alcohol	mg/kg	0.5	-	-	-	-	-	-	-	-	-	-		
	Diphenyl ether	mg/kg	0.1	-	-	-	-	-	-	-	-	-	<-0.5		
	4-bromophenyl phenyl ether	mg/kg	0.1	-	-	-	-	-	-	-	-	-	<-0.1		
	4-nitroaniline	mg/kg	0.1	-	-	-	-	-	-	-	-	-	<-0.6		
	4-nitrophenol	mg/kg	0.1	-	-	-	-	-	-	-	-	-	<-0.5		
	1,1-Biohexyl	mg/kg	0.1	-	-	-	-	-	-	-	-	-	<-0.1		
	1,2,3,4-tetrachlorobenzene	mg/kg	0.001	830	-	-	-	-	-	-	-	-	-		
	1-Methylvinthalene	mg/kg	0.1	-	-	-	-	-	-	-	-	-	<-0.1		
	2,4,5-trichlorophenol	mg/kg	0.1	-	-	-	-	-	-	-	-	-	<-0.1		
	2,4,6-trichlorophenol	mg/kg	0.1	-	-	-	-	-	-	-	-	-	<-0.1		
	2,4-dichlorophenol	mg/kg	0.1	-	-	-	-	-	-	-	-	-	<-0.1		
	2,4-dimethylphenol	mg/kg	0.1	-	-	-	-	-	-	-	-	-	<-0.1		
	2,4-dinitrophenol	mg/kg	0.5	-	-	-	-	-	-	-	-	-	<-0.5		
	2,4-dinitrotoluene	mg/kg	0.1	-	-	-	-	-	-	-	-	-	<-0.2		
	2,6-dinitrotoluene	mg/kg	0.1	-	-	-	-	-	-	-	-	-	<-0.5		
	2-chloronaphthalene	mg/kg	0.1	-	-	-	-	-	-	-	-	-	<-0.1		
	2-chlorophenol	mg/kg	0.1	-	-	-	-	-	-	-	-	-	<-0.1		
	2-methylnaphthalene	mg/kg	0.1	-	-	-	-	-	-	-	-	-	<-0.1		
	2-methylphenol	mg/kg	0.1	-	-	-	-	-	-	-	-	-	<-0.1		
	2-nitroaniline	mg/kg	0.1	-	-	-	-	-	-	-	-	-	<-0.5		
	2-nitrophenol	mg/kg	0.1	-	-	-	-	-	-	-	-	-	<-0.1		
	3-nitroaniline	mg/kg	0.1	-	-	-	-	-	-	-	-	-	<14.5		
	4,6-Dinitro-2-methylphenol	mg/kg	0.2	-	-	-	-	-	-	-	-	-	<-0.2		
	4-chloro-3-methylphenol	mg/kg	0.1	-	-	-	-	-	-	-	-	-	<-0.1		
	4-chloroaniline	mg/kg	0.1	-	-	-	-	-	-	-	-	-	<-0.5		
	4-chlorophenol	mg/kg	0.5	620	-	-	-	-	-	-	-	-	<-0.5		
	4-chlorophenyl phenyl ether	mg/kg	0.1	-	-	-	-	-	-	-	-	-	<-0.1		
	4-methylphenol	mg/kg	0.1	-	-	-	-	-	-	-	-	-	<-0.1		
	Azobenzene	mg/kg	0.1	-	-	-	-	-	-	-	-	-	<-0.3		
	Benzoic Acid	mg/kg	0.5	-	-	-	-	-	-	-	-	-	<-0.5		
	Bis(2-chlorophenyl) methane	mg/kg	0.1	-	-	-	-	-	-	-	-	-	<-0.1		
	Bis(2-chloroethyl) ether	mg/kg	0.1	-	-	-	-	-	-	-	-	-	<-0.1		
	Bis(2-chloroisopropyl) ether	mg/kg	0.1	-	-	-	-	-	-	-	-	-	<-0.5		
	Bis(2-ethylhexyl) phthalate	mg/kg	0.1	-	-	-	-	-	-	-	-	-	<-0.2		
	Butyl benzyl phthalate	mg/kg	0.1	-	-	-	-	-	-	-	-	-	<-0.2		
	Carbazole	mg/kg	0.1	-	-	-	-	-	-	-	-	-	<-0.3		
	Dibenzofuran	mg/kg	0.1	-	-	-	-	-	-	-	-	-	<-0.1		
	Diethylphthalate	mg/kg	0.1	-	-	-	-	-	-	-	-	-	<-0.1		
	Dimethyl phthalate	mg/kg	0.1	-	-	-	-	-	-	-	-	-	<-0.1		
	Di-n-butyl phthalate	mg/kg	0.1	-	-	-	-	-	-	-	-	-	0.125		
	Di-n-octyl phthalate	mg/kg	0.1	-	-	-	-	-	-	-	-	-	<-0.2		
	Hexachlorobenzene	mg/kg	0.002	16	-	-	-	-	-	-	-	-	<-0.1		
	Hexachlorocyclopentadiene	mg/kg	0.1	-	-	-	-	-	-	-	-	-	<-0.1		
	Hexachloroethane	mg/kg	0.1	-	-	-	-	-	-	-	-	-	<-0.1		
	Isophorone	mg/kg	0.1	-	-	-	-	-	-	-	-	-	<-0.1		
	Nitrobenzene	mg/kg	0.1	-	-	-	-	-	-	-	-	-	<-0.5		
	N-nitrosodipropylamine	mg/kg	0.1	-	-	-	-	-	-	-	-	-	<-0.9		
	n-Nitrosodiphenylamine	mg/kg	0.1	-	-	-	-	-	-	-	-	-	<-0.1		
	Pentachlorobenzene	mg/kg	0.001	100	-	-	-	-	-	-	-	-	-		
	Pentachloronitrobenzene	mg/kg	0.05	-	-	-	-	-	-	-	-	-	-		
	Pentachlorophenol	mg/kg	0.1	60	-	-	-	-	-	-	-	-	<-0.5		
PCB	PCB-110	mg/kg		-	-	-	-	-	-	-	-	-	-		
	PCB-128	mg/kg		-	-	-	-	-	-	-	-	-	-		
	PCB-141	mg/kg		-	-	-	-	-	-	-	-	-	-		
	PCB-149	mg/kg		-	-	-	-	-	-	-	-	-	-		
	PCB-151	mg/kg		-	-	-	-	-	-	-	-	-	-		
	PCB-158	mg/kg		-	-	-	-	-	-	-	-	-	-		
	PCB-170	mg/kg		-	-	-	-	-	-	-	-	-	-		
	PCB-18	mg/kg		-	-	-	-	-	-	-	-	-	-		
	PCB-183	mg/kg		-	-	-	-	-	-	-	-	-	-		
	PCB-187	mg/kg		-	-	-	-	-	-	-	-	-	-		
	PCB-194	mg/kg		-	-	-	-	-	-	-	-	-	-		
	PCB-31	mg/kg		-	-	-	-	-	-	-	-	-	-		
	PCB-44	mg/kg		-	-	-	-	-	-	-	-	-	-		
	PCB-49	mg/kg		-	-	-	-	-	-	-	-	-	-		
	2,2,4-tetrachloro-1,1-Biphenyl	mg/kg		-	-	-	-	-	-	-	-	-	-		
	2,3,4,4-tetrachloro-1,1-Biphenyl	mg/kg		-	-	-	-	-	-	-	-	-	-		
	Heptachlorobiphenyl, 2,3,3,4,4,5,5- (PCB 189)	mg/kg	0.003	<0.005	<0.005	<0.005	<0.005	<0.005	-	-	-	<0.005	<0.005		
	Hexachlorobiphenyl, 2,3,3,4,4,5- (PCB 156)	mg/kg	0.003	<0.005	<0.005	<0.005	<0.005	<0.005	-	-	-	<0.005	<0.005		
	Hexachlorobiphenyl, 2,3,3,4,4,5- (PCB 157)	mg/kg	0.003	<0.005	<0.005	<0.005	<0.005	<0.005	-	-	-	<0.005	<0.005		
	Hexachlorobiphenyl, 2,3,4,4,5,5- (PCB 167)	mg/kg	0.003	<0.005	<0.005	<0.005	<0.005	<0.005	-	-	-	<0.005	<0.005		
	Hexachlorobiphenyl, 3,3,4,4,5,5- (PCB 169)	mg/kg	0.003	<0.005	<0.005	<0.005	<0.005	<0.005	-	-	-	<0.005	<0.005		
	PCB 101	mg/kg	0.003	<0.005	0.00558	<0.005	<0.005	<0.005	-	-	-	<0.005	<0.005		
	PCB 118	mg/kg	0.003	<0.005	<0.005	<0.005	<0.005	<0.005	-	-	-	<0.005	<0.005		
	PCB 138	mg/kg	0.003	<0.005	<0.005	<0.005	<0.005	<0.005	-	-	-	<0.005	<0.005		
	PCB 153	mg/kg	0.003	<0.005	<0.005	<0.005	<0.005	<0.005	-	-	-	<0.005	<0.005		
	PCB 180	mg/kg	0.003	<0.005	<0.005	<0.005	<0.005	<0.005	-	-	-	<0.005	<0.005		
	PCB 26	mg/kg	0.003	<0.005	0.00560	<0.005	<0.005	<0.005	-	-	-	<0.005	<0.005		
	PCB 52	mg/kg	0.003	<0.005	0.0152	<0.005	<0.005	<0.005	-	-	-	<0.005	<0.005		
	Pentachlorobiphenyl, 2,3,3,4,4- (PCB 105)	mg/kg	0.003	<0.005	<0.005	<0.005	<0.005	<0.005	-	-	-	<0.005	<0.005		
	Pentachlorobiphenyl, 2,3,4,4,5- (PCB 114)	mg/kg	0.003	0.0124	<0.005	<0.005	<0.005	<0.005	-	-	-	<0.005	<0.005		
	Pentachlorobiphenyl, 2,3,4,4,5- (PCB 123)	mg/kg	0.003	<0.005	<0.005	<0.005	<0.005	<0.005	-	-	-	<0.005	<0.005		
	Pentachlorobiphenyl, 3,3,4,4,5- (PCB 126)	mg/kg	0.003	<0.005	<0.005	<0.005	<0.005	<0.005	-	-	-	<0.005	<0.005		
	Tetrachlorobiphenyl, 3,3,4,4- (PCB 77)	mg/kg	0.003	<0.005	<0.005	<0.005	<0.005	<0.005	-	-	-	<0.005	<0.005		
	Tetrachlorobiphenyl, 3,4,4,5- (PCB 81)	mg/kg	0.003	<0.005	<0.005	<0.005	<0.005	<0.005	-	-	-	<0.005	<0.005		
	Total PCB 7 congeners	mg/kg	0.021	-	-	-	-	-	-	-	-	-	-		
	Total PCB WHO 12	mg/kg	0.036	-	-	-	-	-	-	-	-	-	-		

		Field ID	BH07018-X-5.00-ES-200127	BH07018-X-6.00-ES-200127	BH07018-X-7.00-ES-200127	BH07018-X-8.00-ES-200127	BH07018-X-9.00-ES-200128	BH07018-X-1.00-ES-200113	BH07018-X-2.00-ES-200114	BH07018-X-3.00-ES-200115	BH07018-X-4.00-ES-200115	
		Location Code	BH07018	BH07018	BH07018	BH07018	BH07018	BH07018	BH07018	BH07018	BH07018	
		Sample Depth Range	5	6	7	8	9	1	2	3	4	
		Sample Date	27/01/2020	27/01/2020	27/01/2020	27/01/2020	28/01/2020	13/01/2020	14/01/2020	15/01/2020	15/01/2020	
		Matrix Description	LQM S4UL Public Open Space (POS) Residential - 1% SOM									
		C4SL Public Open Space (POS) Residential										
Chem Group	ChemName	output unit	EQ1									
Phenolics	Xenonols	mg/kg	0.015	-	-	-	-	-	-	-	-	
	Phenol Index	mg/kg	0.5	<0.5	<0.5	<0.5	<0.5	<0.5	<0.5	<0.5	<0.5	
	3-84-methylphenol	mg/kg	0.1	-	-	-	-	-	-	-	<0.1	
	Cresol Total	mg/kg	0.01	-	-	-	-	-	-	-	-	
Organofins	Phenol	mg/kg	0.01	-	-	-	-	-	-	-	<0.1	
	Phenols Monohydric	mg/kg	0.035	-	-	-	-	-	-	-	-	
	Dibutyltin	mg/kg	-	-	-	-	-	-	-	-	-	
	Monophenyltin	mg/kg	-	-	-	-	-	-	-	-	-	
Pesticides	Diphenyltin	mg/kg	-	-	-	-	-	-	-	-	-	
	Monobutyltin	mg/kg	-	-	-	-	-	-	-	-	-	
	Tetrabutyltin	mg/kg	-	-	-	-	-	-	-	-	-	
	Tributyltin	mg/kg	0.001	<0.005	<0.005	<0.005	<0.005	-	-	<0.005	<0.005	
	Triphenyltin	mg/kg	-	-	-	-	-	-	-	-	-	
	Ethionphos	mg/kg	0.002	-	-	-	-	-	-	-	-	
	Hepatachlor epoxide	mg/kg	0.002	-	-	-	-	-	-	-	-	
	Methacrifos	mg/kg	0.002	-	-	-	-	-	-	-	-	
	Propetamphos	mg/kg	0.002	-	-	-	-	-	-	-	-	
	Simetryn	mg/kg	0.05	-	-	-	-	-	-	-	-	
Sodium Acifluorfen	mg/kg	-	-	-	-	-	-	-	-	-		
Tosameres	mg/kg	0.003	-	-	-	-	-	-	-	-		
2,4,5-TP (Silvex)	mg/kg	-	-	-	-	-	-	-	-	-		
Hedonal	mg/kg	-	-	-	-	-	-	-	-	-		
2,4-DDT	mg/kg	0.003	-	-	-	-	-	-	-	-		
2,4-Dichloroac	mg/kg	-	-	-	-	-	-	-	-	-		
4-(2,4-Dichlorophenoxy)butyric Acid (2,4-DB)	mg/kg	-	-	-	-	-	-	-	-	-		
4,4-DDE	mg/kg	0.005	-	-	-	-	-	-	-	-		
4-Chlorophenoxy acetic acid	mg/kg	-	-	-	-	-	-	-	-	-		
a-BHC	mg/kg	0.002	24	-	-	-	-	-	-	-		
Aldrin	mg/kg	0.002	18	-	-	-	-	-	-	-		
Ametryn	mg/kg	0.05	-	-	-	-	-	-	-	-		
Acetyl (hexnill)	mg/kg	-	-	-	-	-	-	-	-	-		
Atraton	mg/kg	0.05	-	-	-	-	-	-	-	-		
Atrazine	mg/kg	0.05	1200	-	-	-	-	-	-	-		
Azinophos methyl	mg/kg	0.005	-	-	-	-	-	-	-	-		
b-BHC	mg/kg	0.002	8.1	-	-	-	-	-	-	-		
Bentazone	mg/kg	0.1	-	-	-	-	-	-	-	-		
Bromoxnill	mg/kg	-	-	-	-	-	-	-	-	-		
Carbofenthoion	mg/kg	0.003	-	-	-	-	-	-	-	-		
chlordan	mg/kg	0.002	-	-	-	-	-	-	-	-		
Chlordane (cis)	mg/kg	0.002	-	-	-	-	-	-	-	-		
Azinphos Ethyl	mg/kg	0.005	-	-	-	-	-	-	-	-		
Chlordane (trans)	mg/kg	0.05	-	-	-	-	-	-	-	-		
Chlorfenvinphos	mg/kg	0.003	-	-	-	-	-	-	-	-		
Chlorotoluron	mg/kg	-	-	-	-	-	-	-	-	-		
Chlorovifos	mg/kg	0.002	-	-	-	-	-	-	-	-		
Chlorpyrifos-methyl	mg/kg	0.002	-	-	-	-	-	-	-	-		
Cyanazine	mg/kg	-	-	-	-	-	-	-	-	-		
d-BHC	mg/kg	0.002	-	-	-	-	-	-	-	-		
DDD	mg/kg	0.005	-	-	-	-	-	-	-	-		
DDT	mg/kg	0.005	-	-	-	-	-	-	-	-		
Chlorfalonil	mg/kg	0.002	-	-	-	-	-	-	-	-		
Diazinon	mg/kg	0.001	-	-	-	-	-	-	-	-		
Dicamba	mg/kg	-	-	-	-	-	-	-	-	-		
Dichlobenil	mg/kg	0.001	-	-	-	-	-	-	-	-		
cis-Permethrin	mg/kg	0.003	-	-	-	-	-	-	-	-		
Dichlorvos	mg/kg	0.002	16	-	-	-	-	-	-	-		
Diclofop	mg/kg	-	-	-	-	-	-	-	-	-		
Dieldrin	mg/kg	0.005	18	-	-	-	-	-	-	-		
Dimethoate	mg/kg	0.003	-	-	-	-	-	-	-	-		
Dinoseb	mg/kg	-	-	-	-	-	-	-	-	-		
Diuron	mg/kg	-	-	-	-	-	-	-	-	-		
Endosulfan I	mg/kg	0.001	1200	-	-	-	-	-	-	-		
Endosulfan II	mg/kg	0.01	-	-	-	-	-	-	-	-		
Endosulfan sulphate	mg/kg	0.005	-	-	-	-	-	-	-	-		
Endrin	mg/kg	0.003	-	-	-	-	-	-	-	-		
Endrin ketone	mg/kg	0.03	-	-	-	-	-	-	-	-		
Ethion	mg/kg	0.003	-	-	-	-	-	-	-	-		
Fenitrothion	mg/kg	0.005	-	-	-	-	-	-	-	-		
Fenthion	mg/kg	0.01	-	-	-	-	-	-	-	-		
Fluroxypyr	mg/kg	0.1	-	-	-	-	-	-	-	-		

		Field ID	BH07018-X-5.00-ES-200127	BH07018-X-6.00-ES-200127	BH07018-X-7.00-ES-200127	BH07018-X-8.00-ES-200127	BH07018-X-9.00-ES-200128	BH07018-X-1.00-ES-200113	BH07018-X-2.00-ES-200114	BH07018-X-3.00-ES-200115	BH07018-X-4.00-ES-200115
		Location Code	BH07018	BH07018	BH07018	BH07018	BH07018	BH07018	BH07018	BH07018	BH07018
		Sample Depth Range	5	6	7	8	9	1	2	3	4
		Sample Date	27/01/2020	27/01/2020	27/01/2020	27/01/2020	28/01/2020	13/01/2020	14/01/2020	15/01/2020	15/01/2020
		Matrix Description	LQM S4UL Public Open Space (POS) Residential - 1% SOM								
		C4SL Public Open Space (POS) Residential	8.2								
Chem Group	ChemName	output unit	EQL								
	g-BHC (Lindane)	mg/kg	0.001	-	-	-	-	-	-	-	-
	Heptachlor	mg/kg	0.003	-	-	-	-	-	-	-	-
	Isodrin	mg/kg	0.002	-	-	-	-	-	-	-	-
	Isoproturon	mg/kg	-	-	-	-	-	-	-	-	-
	Linuron	mg/kg	-	-	-	-	-	-	-	-	-
	Malathion	mg/kg	0.002	-	-	-	-	-	-	-	-
	2-Methyl-4-chlorophenoxyacetic acid	mg/kg	-	-	-	-	-	-	-	-	-
	2-Methyl-4-Chlorophenoxy Butanoic Acid	mg/kg	-	-	-	-	-	-	-	-	-
	Mecoprop	mg/kg	-	-	-	-	-	-	-	-	-
	Methoxychlor	mg/kg	0.005	-	-	-	-	-	-	-	-
	Methyl carathion	mg/kg	0.01	-	-	-	-	-	-	-	-
	Mevinphos (Phosdrin)	mg/kg	0.002	-	-	-	-	-	-	-	-
	o,p-DDD	mg/kg	0.005	-	-	-	-	-	-	-	-
	o,p'-DDE	mg/kg	0.002	-	-	-	-	-	-	-	-
	o,p'-Methoxychlor	mg/kg	0.05	-	-	-	-	-	-	-	-
	Parathion	mg/kg	0.005	-	-	-	-	-	-	-	-
	Pendimethalin	mg/kg	0.01	-	-	-	-	-	-	-	-
	Permethrin	mg/kg	0.05	-	-	-	-	-	-	-	-
	Permethrin II	mg/kg	0.003	-	-	-	-	-	-	-	-
	Phorate	mg/kg	0.01	-	-	-	-	-	-	-	-
	Priniphos-methyl	mg/kg	0.002	-	-	-	-	-	-	-	-
	Priniphos-ethyl	mg/kg	0.002	-	-	-	-	-	-	-	-
	Prometon	mg/kg	0.05	-	-	-	-	-	-	-	-
	Prometryn	mg/kg	0.05	-	-	-	-	-	-	-	-
	Pronamide	mg/kg	0.002	-	-	-	-	-	-	-	-
	Propazine	mg/kg	0.05	-	-	-	-	-	-	-	-
	Propiconazole	mg/kg	-	-	-	-	-	-	-	-	-
	Propoxycarbazone-sodium	mg/kg	-	-	-	-	-	-	-	-	-
	Simazine	mg/kg	0.05	-	-	-	-	-	-	-	-
	Terbutryn	mg/kg	0.05	-	-	-	-	-	-	-	-
	Terbutylazine	mg/kg	0.05	-	-	-	-	-	-	-	-
	Phoxalone	mg/kg	0.005	-	-	-	-	-	-	-	-
	Phosphamidon	mg/kg	0.005	-	-	-	-	-	-	-	-
	Triadimefon	mg/kg	0.002	-	-	-	-	-	-	-	-
	Triallate	mg/kg	0.002	-	-	-	-	-	-	-	-
	Triclopyr	mg/kg	0.1	-	-	-	-	-	-	-	-
	Triclosan	mg/kg	-	-	-	-	-	-	-	-	-
	Trifluralin	mg/kg	0.01	-	-	-	-	-	-	-	-
	Tebuconazole	mg/kg	-	-	-	-	-	-	-	-	-
	Telodrin	mg/kg	0.05	-	-	-	-	-	-	-	-
	Triazophos	mg/kg	0.003	-	-	-	-	-	-	-	-
SVOC TIC	SVOC TICs - Detect	Detect	-	-	-	-	-	-	-	-	-
	Anthraquinone 9,10-	mg/kg	-	-	-	-	-	-	-	-	-
	SVOC Tentatively Identified Compounds	mg/kg	0.1	-	-	-	-	-	-	-	-
	Aniline	mg/kg	0.3	-	-	-	-	-	-	-	-
VOC TIC	VOC TICs - Detect	Detect	-	-	-	-	-	-	-	-	-
	VOC Tentatively Identified Compounds	mg/kg	0.05	-	-	-	-	-	-	-	-
	Freon 113	mg/kg	0.005	-	-	-	-	-	-	-	-
Other	Temperature	°C	-	-	-	-	-	-	-	-	-
	Conductivity @ 20°C	µS/cm	14	-	-	-	-	-	-	-	-
	% Stones <4mm	%	0	0	0	0	0	0	0	0	0
	Fraction of non-crushable material	%	0	0	0	0	0	0	0	0	0
	Moisture Content (dried @35°C)	%	-	-	-	-	-	-	-	-	-
	Moisture Content 105C	%	0.1	33	31.2	38.1	38.7	32.1	24.7	27.2	26.9
	pH (Lab)	pH Units	1	7.1	7.2	7.9	7.9	8	9.2	8.8	7.6
	Stone Content	%	0.1	5.7	13.7	0	0	0	5.2	4.7	1.8
	Total Organic Carbon	%	0.02	11.3	21.6	2.83	3.5	1.61	0.61	0.56	0.48

**Env Stds Comments**  
 #1:GAC is only presented as speciated chromium. 7.7mg/kg is used for hexavalent. If hexavalent chromium (CVI) data is available, a value of 1,500mg/kg r  
 #2:C4SL for lead adopted  
 #3:GAC only presented as speciated mercury. 16mg/kg is used for elemental mercury. If the CSM indicates that elemental mercury is not a CoC and mercury  
 #4:Updated S4UL for nickel  
 #5:S4UL exceeds solubility saturation limit  
 #6:Criteria derived for Al<sup>3</sup>-C16-C35 split between Al<sup>3</sup>-C16-21 & Al<sup>3</sup>-C21-35. Requires summation of fractions to use Al<sup>3</sup>-C16-C35 criteria.  
 #7:Criteria presented is for p-xylene. A separate value is presented for o-xylene.  
 #8:S4UL based on a threshold protective of direct skin contact with phenol

**Legend**

38.2	Results exceeds GAC.
<50	Results MDL is greater than GAC.
NAD	No asbestos detected.
-	Determinand has not been tested for.

**Notes**  
 A range is given where a determinand has been analysed for by more than one method.









		Field ID	BH07019-X-5.00-ES-200115	BH07019-X-6.00-ES-200115	BH07019-X-7.00-ES-200115	BH07019-X-8.00-ES-200115	BH07020-X-1.00-ES-200113	BH07020-X-13.70-ES-200120	BH07020-X-14.00-ES-200120	BH07020-X-2.00-ES-200117	BH07020-X-3.00-ES-200117
		Location Code	BH07019	BH07019	BH07019	BH07019	BH07020	BH07020	BH07020	BH07020	BH07020
		Sample Depth Range	5	6	7	8	1	13.7	14	2	3
		Sample Date	15/01/2020	15/01/2020	15/01/2020	15/01/2020	13/01/2020	20/01/2020	20/01/2020	17/01/2020	17/01/2020
		Matrix Description	LQM S4UL Public Open Space (POS) Residential - 1% SOM								
		C4SL Public Open Space (POS) Residential									
Chem Group	ChemName	output unit	EQ1								
Phenolics	Xenonols	mg/kg	0.015	-	-	-	-	-	-	-	-
	Phenol Index	mg/kg	0.5	<0.5	<0.5	<0.5	<0.5	<0.5	0.5	<0.5	<0.5
	3-84-methylphenol	mg/kg	0.1	-	-	-	-	-	-	-	-
	Cresol Total	mg/kg	0.01	-	-	-	-	-	-	-	-
Phenols Monohydric	Phenol	mg/kg	0.01	-	-	-	-	-	-	-	-
	Phenols Monohydric	mg/kg	0.035	-	-	-	-	-	-	-	-
	Dibutyltin	mg/kg	-	-	-	-	-	-	-	-	-
	Monophenyltin	mg/kg	-	-	-	-	-	-	-	-	-
Organotins	Diphenyltin	mg/kg	-	-	-	-	-	-	-	-	-
	Monobutyltin	mg/kg	-	-	-	-	-	-	-	-	-
	Tetrabutyltin	mg/kg	-	-	-	-	-	-	-	-	-
	Tributyltin	mg/kg	0.001	<0.005	<0.005	<0.005	<0.005	<0.005	<0.005	<0.005	<0.005
Triphenyltin	Triphenyltin	mg/kg	-	-	-	-	-	-	-	-	-
	Ethionphos	mg/kg	0.002	-	-	-	-	-	-	-	-
	Hepatachlor epoxide	mg/kg	0.002	-	-	-	-	-	-	-	-
	Methachlorphos	mg/kg	0.002	-	-	-	-	-	-	-	-
Pesticides	Propetamphos	mg/kg	0.002	-	-	-	-	-	-	-	-
	Simetryn	mg/kg	0.05	-	-	-	-	-	-	-	-
	Sodium Acifluorfen	mg/kg	-	-	-	-	-	-	-	-	-
	Tosazene	mg/kg	0.003	-	-	-	-	-	-	-	-
2,4,5-TP (Silvex)	2,4,5-TP (Silvex)	mg/kg	-	-	-	-	-	-	-	-	-
	Hedonal	mg/kg	-	-	-	-	-	-	-	-	-
	2,4-DDT	mg/kg	0.003	-	-	-	-	-	-	-	-
	2,4-Dichloroprop	mg/kg	-	-	-	-	-	-	-	-	-
4-(2,4-Dichlorophenoxy)butyric Acid (2,4-DB)	4-(2,4-Dichlorophenoxy)butyric Acid (2,4-DB)	mg/kg	-	-	-	-	-	-	-	-	-
	4,4-DDE	mg/kg	0.005	-	-	-	-	-	-	-	-
	4-Chlorophenoxy acetic acid	mg/kg	-	-	-	-	-	-	-	-	-
	a-BHC	mg/kg	0.002	24	-	-	-	-	-	-	-
Aldrin	Aldrin	mg/kg	0.002	18	-	-	-	-	-	-	-
	Ametryn	mg/kg	0.05	-	-	-	-	-	-	-	-
	Acetyl (bovnil)	mg/kg	-	-	-	-	-	-	-	-	-
	Atraton	mg/kg	0.05	-	-	-	-	-	-	-	-
Atrazine	Atrazine	mg/kg	0.05	1200	-	-	-	-	-	-	-
	Azinophos methyl	mg/kg	0.005	-	-	-	-	-	-	-	-
	b-BHC	mg/kg	0.002	8.1	-	-	-	-	-	-	-
	Bentazone	mg/kg	0.1	-	-	-	-	-	-	-	-
Bromoxynil	Bromoxynil	mg/kg	-	-	-	-	-	-	-	-	-
	Carboethiothion	mg/kg	0.003	-	-	-	-	-	-	-	-
	chlordanes	mg/kg	0.002	-	-	-	-	-	-	-	-
	Chlordane (cis)	mg/kg	0.002	-	-	-	-	-	-	-	-
Azinphos Ethyl	Azinphos Ethyl	mg/kg	0.005	-	-	-	-	-	-	-	-
	Chlordane (trans)	mg/kg	0.05	-	-	-	-	-	-	-	-
	Chlorfenvinphos	mg/kg	0.003	-	-	-	-	-	-	-	-
	Chlorotoluron	mg/kg	-	-	-	-	-	-	-	-	-
Chlorovifos	Chlorovifos	mg/kg	0.002	-	-	-	-	-	-	-	-
	Chlorpyrifos-methyl	mg/kg	0.002	-	-	-	-	-	-	-	-
	Cyanazine	mg/kg	-	-	-	-	-	-	-	-	-
	d-BHC	mg/kg	0.002	-	-	-	-	-	-	-	-
DDD	DDD	mg/kg	0.005	-	-	-	-	-	-	-	-
	DDT	mg/kg	0.005	-	-	-	-	-	-	-	-
	Chlorfalonil	mg/kg	0.002	-	-	-	-	-	-	-	-
	Diazinon	mg/kg	0.001	-	-	-	-	-	-	-	-
Dicamba	Dicamba	mg/kg	-	-	-	-	-	-	-	-	-
	Dichlobenil	mg/kg	0.001	-	-	-	-	-	-	-	-
	cis-Permethrin	mg/kg	0.003	-	-	-	-	-	-	-	-
	Dichlorvos	mg/kg	0.002	16	-	-	-	-	-	-	-
Diclofop	Diclofop	mg/kg	-	-	-	-	-	-	-	-	-
	Dieldrin	mg/kg	0.005	18	-	-	-	-	-	-	-
	Dimethoate	mg/kg	0.003	-	-	-	-	-	-	-	-
	Dinoseb	mg/kg	-	-	-	-	-	-	-	-	-
Diuron	Diuron	mg/kg	-	-	-	-	-	-	-	-	-
	Endosulfan I	mg/kg	0.001	1200	-	-	-	-	-	-	-
	Endosulfan II	mg/kg	0.01	-	-	-	-	-	-	-	-
	Endosulfan sulphate	mg/kg	0.005	-	-	-	-	-	-	-	-
Etridrin	Etridrin	mg/kg	0.003	-	-	-	-	-	-	-	-
	Etridrin ketone	mg/kg	0.03	-	-	-	-	-	-	-	-
	Ethion	mg/kg	0.003	-	-	-	-	-	-	-	-
	Fenitrothion	mg/kg	0.005	-	-	-	-	-	-	-	-
Fenitrothion	Fenitrothion	mg/kg	0.01	-	-	-	-	-	-	-	-
	Fluroxypyr	mg/kg	0.1	-	-	-	-	-	-	-	-

		Field ID	BH07019-X-5.00-ES-200115	BH07019-X-6.00-ES-200115	BH07019-X-7.00-ES-200115	BH07019-X-8.00-ES-200115	BH07020-X-1.00-ES-200113	BH07020-X-13.70-ES-200120	BH07020-X-14.00-ES-200120	BH07020-X-2.00-ES-200117	BH07020-X-3.00-ES-200117	
		Location Code	BH07019	BH07019	BH07019	BH07019	BH07020	BH07020	BH07020	BH07020	BH07020	
		Sample Depth Range	5	6	7	8	1	13.7	14	2	3	
		Sample Date	15/01/2020	15/01/2020	15/01/2020	15/01/2020	13/01/2020	20/01/2020	20/01/2020	17/01/2020	17/01/2020	
		Matrix Description	LQM S4UL Public Open Space (POS) Residential - 1% SOM									
		C4SL Public Open Space (POS) Residential										
Chem Group	ChemName	output unit	EQL									
	o-BHC (Lindane)	mg/kg	0.001									
	Heptachlor	mg/kg	0.003									
	Isodrin	mg/kg	0.002									
	Isoproturon	mg/kg	-									
	Linuron	mg/kg	-									
	Malathion	mg/kg	0.002									
	2-Methyl-4-chlorophenoxyacetic acid	mg/kg	-									
	2-Methyl-4-Chlorophenoxy Butanoic Acid	mg/kg	-									
	Mecoprop	mg/kg	-									
	Methoxychlor	mg/kg	0.005									
	Methyl parathion	mg/kg	0.01									
	Mevinphos (Phosdrin)	mg/kg	0.002									
	o,p-DDD	mg/kg	0.005									
	o,p'-DDE	mg/kg	0.002									
	o,p'-Methoxychlor	mg/kg	0.05									
	Parathion	mg/kg	0.005									
	Pendimethalin	mg/kg	0.01									
	Permethrin	mg/kg	0.05									
	Permethrin II	mg/kg	0.003									
	Phorate	mg/kg	0.01									
	Priniphos-methyl	mg/kg	0.002									
	Priniphos-ethyl	mg/kg	0.002									
	Prometon	mg/kg	0.05									
	Prometryn	mg/kg	0.05									
	Pronamide	mg/kg	0.002									
	Propazine	mg/kg	0.05									
	Propiconazole	mg/kg	-									
	Propoxycarbazono-sodium	mg/kg	-									
	Simazine	mg/kg	0.05									
	Terbutryn	mg/kg	0.05									
	Terbutylazine	mg/kg	0.05									
	Phoxalone	mg/kg	0.005									
	Phosphamidon	mg/kg	0.005									
	Triadimefon	mg/kg	0.002									
	Triallate	mg/kg	0.002									
	Triclopyr	mg/kg	0.1									
	Tricosan	mg/kg	-									
	Trifluralin	mg/kg	0.01									
	Tebuconazole	mg/kg	-									
	Telodrin	mg/kg	0.05									
	Triazophos	mg/kg	0.003									
SVOC TIC	SVOC TICs - Detect	Detect	-									
	Anthracene 9,10-	mg/kg	-									
	SVOC Tentatively Identified Compounds	mg/kg	0.1									
	Aniline	mg/kg	0.3									
VOC TIC	VOC TICs - Detect	Detect	-									
	VOC Tentatively Identified Compounds	mg/kg	0.05									
	Freon 113	mg/kg	0.005									
Other	Temperature	°C	-									
	Conductivity @ 20°C	µS/cm	14									
	% Stones <4mm	%	0	0	0	0	0	0	0	0	0	
	Fraction of non-crushable material	%	0	0	0	0	0	0	0	0	0	
	Moisture Content (dried @35°C)	%	-									
	Moisture Content 105°C	%	0.1	38	37.1	45.3	32.8	26.7	-	60.3	20.1	
	pH (Lab)	pH Units	1	7.5	7.4	8	7.6	8.9	7.6	7.6	8.2	
	Stone Content	%	0.1	6.3	4	0	0	3.4	0	0	5.2	
	Total Organic Carbon	%	0.02	23.4	19.5	8.9	4.93	0.74	>25	5.47	0.45	

**Env Stds Comments**  
 #1:GAC is only presented as speciated chromium. 7.7mg/kg is used for hexavalent. If hexavalent chromium (CVI) data is available, a value of 1,500mg/kg r  
 #2:C4SL for lead adopted  
 #3:GAC only presented as speciated mercury. 16mg/kg is used for elemental mercury. If the CSM indicates that elemental mercury is not a CoC and mercury  
 #4:Updated S4UL for nickel  
 #5:S4UL exceeds solubility saturation limit  
 #6:Criteria derived for Al<sup>3</sup>-C16-C35 split between Al<sup>3</sup>-C16-21 & Al<sup>3</sup>-C21-35. Requires summation of fractions to use Al<sup>3</sup>-C16-C35 criteria.  
 #7:Criteria presented is for p-xylene. A separate value is presented for o-xylene.  
 #8:S4UL based on a threshold protective of direct skin contact with phenol

**Legend**

38.2	Results exceeds GAC.
<50	Results MDL is greater than GAC.
NAD	No asbestos detected.
-	Determinand has not been tested for.

**Notes**  
 A range is given where a determinand has been analysed for by more than one method.





Chem Group	ChemName	output unit	EQL	Matrix Description										
				LQM S4UL Public Open Space (POS) Residential - 1% SOM										
				Field ID	Location Code	Sample Depth	Range	Sampled Date	Time	Time	Time	Time	Time	Time
				BH07020-X-4.00-ES-200117	BH07020-X-5.00-ES-200117	BH07020-X-6.00-ES-200117	BH07020-X-7.00-ES-200120	BH07020-X-7.50-ES-200120	BH07020-X-8.00-ES-200120	BH07021-X-2.10-ES-191120	BH07021-X-29.00-ES-191127	BH07021-X-4.00-ES-191120		
				4	5	6	7	7.5	8	2.1	29	4		
				17/01/2020	17/01/2020	17/01/2020	20/01/2020	20/01/2020	20/01/2020	20/11/2019	27/11/2019	20/11/2019		
				C4SL Public Open Space (POS) Residential										
SVOC	Benzyl alcohol	mg/kg	0.5	<0.5	-	-	-	-	-	-	-	-	-	
	Diphenyl ether	mg/kg	0.1	<0.1	-	-	-	-	-	-	-	-	-	
	4-bromophenyl phenyl ether	mg/kg	0.1	<0.1	-	-	-	-	-	-	-	-	-	
	4-nitroaniline	mg/kg	0.1	<0.6	-	-	-	-	-	-	-	-	-	
	4-nitrophenol	mg/kg	0.1	<0.5	-	-	-	-	-	-	-	-	-	
	1,1-Biohexyl	mg/kg	0.1	<0.1	-	-	-	-	-	-	-	-	-	
	1,2,3,4-tetrachlorobenzene	mg/kg	0.001	-	-	-	-	-	-	-	-	-	-	
	1-Methylvinylthalene	mg/kg	0.1	<0.1	-	-	-	-	-	-	-	-	-	
	2,4,5-trichlorophenol	mg/kg	0.1	<0.1	-	-	-	-	-	-	-	-	-	
	2,4,6-trichlorophenol	mg/kg	0.1	<0.1	-	-	-	-	-	-	-	-	-	
	2,4-dichlorophenol	mg/kg	0.1	<0.1	-	-	-	-	-	-	-	-	-	
	2,4-dimethylphenol	mg/kg	0.1	<0.1	-	-	-	-	-	-	-	-	-	
	2,4-dinitrophenol	mg/kg	0.5	<0.5	-	-	-	-	-	-	-	-	-	
	2,4-dinitrotoluene	mg/kg	0.1	<0.2	-	-	-	-	-	-	-	-	-	
	2,6-dinitrotoluene	mg/kg	0.1	<0.5	-	-	-	-	-	-	-	-	-	
	2-chloronaphthalene	mg/kg	0.1	<0.1	-	-	-	-	-	-	-	-	-	
	2-chlorophenol	mg/kg	0.1	<0.1	-	-	-	-	-	-	-	-	-	
	2-methylnaphthalene	mg/kg	0.1	<0.1	-	-	-	-	-	-	-	-	-	
	2-methylphenol	mg/kg	0.1	<0.1	-	-	-	-	-	-	-	-	-	
	2-nitroaniline	mg/kg	0.1	<0.5	-	-	-	-	-	-	-	-	-	
	2-nitrophenol	mg/kg	0.1	<0.1	-	-	-	-	-	-	-	-	-	
	3-nitroaniline	mg/kg	0.1	<14.5	-	-	-	-	-	-	-	-	-	
	4,6-Dinitro-2-methylphenol	mg/kg	0.2	<0.2	-	-	-	-	-	-	-	-	-	
	4-chloro-3-methylphenol	mg/kg	0.1	<0.1	-	-	-	-	-	-	-	-	-	
	4-chloroaniline	mg/kg	0.1	<0.5	-	-	-	-	-	-	-	-	-	
	4-chlorophenol	mg/kg	0.5	<0.5	-	-	-	-	-	-	-	-	-	
	4-chlorophenyl phenyl ether	mg/kg	0.1	<0.1	-	-	-	-	-	-	-	-	-	
	4-methylphenol	mg/kg	0.1	<0.1	-	-	-	-	-	-	-	-	-	
	Azobenzene	mg/kg	0.1	<0.3	-	-	-	-	-	-	-	-	-	
	Benzoic Acid	mg/kg	0.5	<0.5	-	-	-	-	-	-	-	-	-	
	Bis(2-chlorophenyl) methane	mg/kg	0.1	<0.1	-	-	-	-	-	-	-	-	-	
	Bis(2-chloroethyl) ether	mg/kg	0.1	<0.1	-	-	-	-	-	-	-	-	-	
	Bis(2-chloroisopropyl) ether	mg/kg	0.1	<0.5	-	-	-	-	-	-	-	-	-	
	Bis(2-ethylhexyl) phthalate	mg/kg	0.1	<0.2	-	-	-	-	-	-	-	-	-	
	Butyl benzyl phthalate	mg/kg	0.1	<0.2	-	-	-	-	-	-	-	-	-	
	Cabazole	mg/kg	0.1	<0.3	-	-	-	-	-	-	-	-	-	
	Dibenzofuran	mg/kg	0.1	<0.1	-	-	-	-	-	-	-	-	-	
	Diethylphthalate	mg/kg	0.1	<0.1	-	-	-	-	-	-	-	-	-	
	Dimethyl phthalate	mg/kg	0.1	<0.1	-	-	-	-	-	-	-	-	-	
	Di-n-butyl phthalate	mg/kg	0.1	0.279	-	-	-	-	-	-	-	-	-	
	Di-n-octyl phthalate	mg/kg	0.1	<0.2	-	-	-	-	-	-	-	-	-	
	Hexachlorobenzene	mg/kg	0.002	<0.1	-	-	-	-	-	-	-	-	-	
	Hexachlorocyclopentadiene	mg/kg	0.1	<0.1	-	-	-	-	-	-	-	-	-	
	Hexachloroethane	mg/kg	0.1	<0.1	-	-	-	-	-	-	-	-	-	
	Isophorone	mg/kg	0.1	<0.1	-	-	-	-	-	-	-	-	-	
	Nitrobenzene	mg/kg	0.1	<0.5	-	-	-	-	-	-	-	-	-	
	N-nitrosodipropylamine	mg/kg	0.1	<0.9	-	-	-	-	-	-	-	-	-	
	n-Nitrosodiphenylamine	mg/kg	0.1	<0.1	-	-	-	-	-	-	-	-	-	
	Pentachlorobenzene	mg/kg	0.001	-	-	-	-	-	-	-	-	-	-	
	Pentachloronitrobenzene	mg/kg	0.05	-	-	-	-	-	-	-	-	-	-	
	Pentachlorophenol	mg/kg	0.1	<0.5	-	-	-	-	-	-	-	-	-	
PCB	PCB-110	mg/kg	-	-	-	-	-	-	-	-	-	-	-	
	PCB-128	mg/kg	-	-	-	-	-	-	-	-	-	-	-	
	PCB-141	mg/kg	-	-	-	-	-	-	-	-	-	-	-	
	PCB-149	mg/kg	-	-	-	-	-	-	-	-	-	-	-	
	PCB-151	mg/kg	-	-	-	-	-	-	-	-	-	-	-	
	PCB-158	mg/kg	-	-	-	-	-	-	-	-	-	-	-	
	PCB-170	mg/kg	-	-	-	-	-	-	-	-	-	-	-	
	PCB-18	mg/kg	-	-	-	-	-	-	-	-	-	-	-	
	PCB-183	mg/kg	-	-	-	-	-	-	-	-	-	-	-	
	PCB-187	mg/kg	-	-	-	-	-	-	-	-	-	-	-	
	PCB-194	mg/kg	-	-	-	-	-	-	-	-	-	-	-	
	PCB-31	mg/kg	-	-	-	-	-	-	-	-	-	-	-	
	PCB-44	mg/kg	-	-	-	-	-	-	-	-	-	-	-	
	PCB-49	mg/kg	-	-	-	-	-	-	-	-	-	-	-	
	2,2,4-tetrachloro-1,1-Biphenyl	mg/kg	-	-	-	-	-	-	-	-	-	-	-	
	2,3,4,4-tetrachloro-1,1-Biphenyl	mg/kg	-	-	-	-	-	-	-	-	-	-	-	
	Heptachlorobiphenyl, 2,3,3,4,4,5,5- (PCB 189)	mg/kg	0.003	<0.005	<0.005	<0.005	<0.005	<0.005	<0.005	<0.005	<0.005	<0.005	<0.005	
	Hexachlorobiphenyl, 2,3,3,4,4,5- (PCB 156)	mg/kg	0.003	<0.005	<0.005	<0.005	<0.005	<0.005	<0.005	<0.005	<0.005	<0.005	<0.005	
	Hexachlorobiphenyl, 2,3,3,4,4,5- (PCB 157)	mg/kg	0.003	<0.005	<0.005	<0.005	<0.005	<0.005	<0.005	<0.005	<0.005	<0.005	<0.005	
	Hexachlorobiphenyl, 2,3,4,4,5,5- (PCB 167)	mg/kg	0.003	<0.005	<0.005	<0.005	<0.005	<0.005	<0.005	<0.005	<0.005	<0.005	<0.005	
	Hexachlorobiphenyl, 3,3,4,4,5,5- (PCB 169)	mg/kg	0.003	<0.005	<0.005	<0.005	<0.005	<0.005	<0.005	<0.005	<0.005	<0.005	<0.005	
	PCB 101	mg/kg	0.003	<0.005	<0.005	<0.005	<0.005	<0.005	<0.005	<0.005	<0.005	<0.005	<0.005	
	PCB 118	mg/kg	0.003	<0.005	<0.005	<0.005	<0.005	<0.005	<0.005	<0.005	<0.005	<0.005	<0.005	
	PCB 138	mg/kg	0.003	<0.005	<0.005	<0.005	<0.005	<0.005	<0.005	<0.005	<0.005	<0.005	<0.005	
	PCB 153	mg/kg	0.003	<0.005	<0.005	<0.005	<0.005	<0.005	<0.005	<0.005	<0.005	<0.005	<0.005	
	PCB 160	mg/kg	0.003	<0.005	<0.005	<0.005	<0.005	<0.005	<0.005	<0.005	<0.005	<0.005	<0.005	
	PCB 20	mg/kg	0.003	<0.005	<0.005	<0.005	<0.005	<0.005	<0.005	<0.005	<0.005	<0.005	<0.005	
	PCB 52	mg/kg	0.003	<0.005	<0.005	<0.005	<0.005	<0.005	<0.005	<0.005	<0.005	<0.005	<0.005	
	Pentachlorobiphenyl, 2,3,3,4,4- (PCB 105)	mg/kg	0.003	<0.005	<0.005	<0.005	<0.005	<0.005	<0.005	<0.005	<0.005	<0.005	<0.005	
	Pentachlorobiphenyl, 2,3,4,4,5- (PCB 114)	mg/kg	0.003	<0.005	<0.005	<0.005	<0.005	<0.005	<0.005	<0.005	<0.005	<0.005	<0.005	
	Pentachlorobiphenyl, 2,3,4,4,5- (PCB 123)	mg/kg	0.003	<0.005	<0.005	<0.005	<0.005	<0.005	<0.005	<0.005	<0.005	<0.005	<0.005	
	Pentachlorobiphenyl, 3,3,4,4,5- (PCB 126)	mg/kg	0.003	<0.005	<0.005	<0.005	<0.005	<0.005	<0.005	<0.005	<0.005	<0.005	<0.005	
	Tetrachlorobiphenyl, 3,3,4,4- (PCB 77)	mg/kg	0.003	<0.005	<0.005	<0.005	<0.005	<0.005	<0.005	<0.005	<0.005	<0.005	<0.005	
	Tetrachlorobiphenyl, 3,4,4,5- (PCB 81)	mg/kg	0.003	<0.005	<0.005	<0.005	<0.005	<0.005	<0.005	<0.005	<0.005	<0.005	<0.005	
	Total PCB 7 congeners	mg/kg	0.021	-	-	-	-	-	-	-	-	-	-	
	Total PCB WHO 12	mg/kg	0.036	-	-	-	-	-	-	-	-	-	-	



Chem Group	ChemName	output unit	EQL	Field ID	BH07020-X-4.00-ES-200117	BH07020-X-5.00-ES-200117	BH07020-X-6.00-ES-200117	BH07020-X-7.00-ES-200120	BH07020-X-7.50-ES-200120	BH07020-X-8.00-ES-200120	BH07021-X-2.10-ES-191120	BH07021-X-29.00-ES-191127	BH07021-X-4.00-ES-191120	
				Location Code	BH07020	BH07020	BH07020	BH07020	BH07020	BH07020	BH07020	BH07021	BH07021	BH07021
				Sample Depth Range	4	5	6	7	7.5	8	2.1	29	4	
				Sampled Date Time	17/01/2020	17/01/2020	17/01/2020	20/01/2020	20/01/2020	20/01/2020	20/11/2019	27/11/2019	20/11/2019	
				Matrix Description	LQM S4UL Public Open Space (POS) Residential - 1% SOM									
				C4SL Public Open Space (POS) Residential										
Phenolics	Xenolols	mg/kg	0.015	-	-	-	-	-	-	-	-	-	-	
	Phenol Index	mg/kg	0.5	<0.5	<0.5	<0.5	<0.5	<0.5	<0.5	<0.5	<0.5	<0.5	<0.5	
	3-84-methylphenol	mg/kg	0.1	<0.1	-	-	-	-	-	-	-	-	-	
	Cresol Total	mg/kg	0.01	-	-	-	-	-	-	-	-	-	-	
	Phenol	mg/kg	0.01	<0.1	-	-	-	-	-	-	-	-	-	
Organofins	Phenols Monohydric	mg/kg	0.035	-	-	-	-	-	-	-	-	-	-	
	Dibutyltin	mg/kg	-	-	-	-	-	-	-	-	-	-	-	
	Monophenyltin	mg/kg	-	-	-	-	-	-	-	-	-	-	-	
	Diphenyltin	mg/kg	-	-	-	-	-	-	-	-	-	-	-	
	Monobutyltin	mg/kg	-	-	-	-	-	-	-	-	-	-	-	
Pesticides	Tributyltin	mg/kg	0.001	<0.005	<0.005	<0.005	<0.005	<0.005	<0.005	<0.005	<0.005	<0.005	<0.005	
	Triphenyltin	mg/kg	-	-	-	-	-	-	-	-	-	-	-	
	Ethionfos	mg/kg	0.002	-	-	-	-	-	-	-	-	-	-	
	Hepatachlor epoxide	mg/kg	0.002	-	-	-	-	-	-	-	-	-	-	
	Methachlorfos	mg/kg	0.002	-	-	-	-	-	-	-	-	-	-	
Propetamphos	mg/kg	0.002	-	-	-	-	-	-	-	-	-	-		
Simetryn	mg/kg	0.05	-	-	-	-	-	-	-	-	-	-		
Sodium Acifluorfen	mg/kg	-	-	-	-	-	-	-	-	-	-	-		
Tetraazens	mg/kg	0.003	-	-	-	-	-	-	-	-	-	-		
2,4,5-TP (Silvex)	mg/kg	-	-	-	-	-	-	-	-	-	-	-		
Hedonal	mg/kg	-	-	-	-	-	-	-	-	-	-	-		
2,4-DDT	mg/kg	0.003	-	-	-	-	-	-	-	-	-	-		
2,4-Dichloroac	mg/kg	-	-	-	-	-	-	-	-	-	-	-		
4-(2,4-Dichlorophenoxy)butyric Acid (2,4-DB)	mg/kg	-	-	-	-	-	-	-	-	-	-	-		
4,4-DDE	mg/kg	0.005	-	-	-	-	-	-	-	-	-	-		
4-Chlorophenoxy acetic acid	mg/kg	-	-	-	-	-	-	-	-	-	-	-		
a-BHC	mg/kg	0.002	24	-	-	-	-	-	-	-	-	-		
Aldrin	mg/kg	0.002	18	-	-	-	-	-	-	-	-	-		
Ametryn	mg/kg	0.05	-	-	-	-	-	-	-	-	-	-		
Acetyl (hexnill)	mg/kg	-	-	-	-	-	-	-	-	-	-	-		
Atraton	mg/kg	0.05	-	-	-	-	-	-	-	-	-	-		
Atrazine	mg/kg	0.05	1200	-	-	-	-	-	-	-	-	-		
Azinophos methyl	mg/kg	0.005	-	-	-	-	-	-	-	-	-	-		
b-BHC	mg/kg	0.002	8.1	-	-	-	-	-	-	-	-	-		
Bentazone	mg/kg	0.1	-	-	-	-	-	-	-	-	-	-		
Bromoxnill	mg/kg	-	-	-	-	-	-	-	-	-	-	-		
Carbofenthoion	mg/kg	0.003	-	-	-	-	-	-	-	-	-	-		
chlordan	mg/kg	0.002	-	-	-	-	-	-	-	-	-	-		
Chlordane (cis)	mg/kg	0.002	-	-	-	-	-	-	-	-	-	-		
Azinphos Ethyl	mg/kg	0.005	-	-	-	-	-	-	-	-	-	-		
Chlordane (trans)	mg/kg	0.05	-	-	-	-	-	-	-	-	-	-		
Chlorfenvinphos	mg/kg	0.003	-	-	-	-	-	-	-	-	-	-		
Chlorotoluron	mg/kg	-	-	-	-	-	-	-	-	-	-	-		
Chlorovifos	mg/kg	0.002	-	-	-	-	-	-	-	-	-	-		
Chlorpyrifos-methyl	mg/kg	0.002	-	-	-	-	-	-	-	-	-	-		
Cyanazine	mg/kg	-	-	-	-	-	-	-	-	-	-	-		
d-BHC	mg/kg	0.002	-	-	-	-	-	-	-	-	-	-		
DDD	mg/kg	0.005	-	-	-	-	-	-	-	-	-	-		
DDT	mg/kg	0.005	-	-	-	-	-	-	-	-	-	-		
Chlorfalonil	mg/kg	0.002	-	-	-	-	-	-	-	-	-	-		
Diazinon	mg/kg	0.001	-	-	-	-	-	-	-	-	-	-		
Dicamba	mg/kg	-	-	-	-	-	-	-	-	-	-	-		
Dichlobenil	mg/kg	0.001	-	-	-	-	-	-	-	-	-	-		
cis-Permethrin	mg/kg	0.003	-	-	-	-	-	-	-	-	-	-		
Dichlorvos	mg/kg	0.002	16	-	-	-	-	-	-	-	-	-		
Diclofop	mg/kg	-	-	-	-	-	-	-	-	-	-	-		
Dieldrin	mg/kg	0.005	18	-	-	-	-	-	-	-	-	-		
Dimethoate	mg/kg	0.003	-	-	-	-	-	-	-	-	-	-		
Dinoseb	mg/kg	-	-	-	-	-	-	-	-	-	-	-		
Diuron	mg/kg	-	-	-	-	-	-	-	-	-	-	-		
Endosulfan I	mg/kg	0.001	1200	-	-	-	-	-	-	-	-	-		
Endosulfan II	mg/kg	0.01	-	-	-	-	-	-	-	-	-	-		
Endosulfan sulphate	mg/kg	0.005	-	-	-	-	-	-	-	-	-	-		
Endrin	mg/kg	0.003	-	-	-	-	-	-	-	-	-	-		
Endrin ketone	mg/kg	0.03	-	-	-	-	-	-	-	-	-	-		
Ethion	mg/kg	0.003	-	-	-	-	-	-	-	-	-	-		
Fenitrothion	mg/kg	0.005	-	-	-	-	-	-	-	-	-	-		
Fenthion	mg/kg	0.01	-	-	-	-	-	-	-	-	-	-		
Fluroxypyr	mg/kg	0.1	-	-	-	-	-	-	-	-	-	-		



		Field ID	BH07021-X-6.00-ES-191120	BH07023-X-0.05-ES-200108	BH07023-X-1.00-ES-200108	BH07023-X-2.60-ES-200108	BH07023-X-4.60-ES-200108	BH07023-X-6.50-ES-200108	BH07023-X-7.50-ES-200109	BH07023-X-8.50-ES-200109	BH07024-X-0.10-ES-191120
		Location Code	BH07021	BH07023	BH07023	BH07023	BH07023	BH07023	BH07023	BH07023	BH07024
		Sample Depth Range	6	0.05	1	2.6	4.6	6.5	7.5	8.5	0.1
		Matrix Description									
		Sampled Date Time	20/11/2019	08/01/2020	08/01/2020	08/01/2020	08/01/2020	08/01/2020	09/01/2020	09/01/2020	20/11/2019
		LQM S4UL Public Open Space (POS) Residential									
		C4SL Public Open Space (POS) Residential									
		LQM S4UL Public Open Space (POS) Residential - 1% SOM									
Chem Group	ChemName	output unit	EQL								
Anthrax	Detection of Anthrax (Bacillus Anthracis)			-	-	-	-	-	-	-	-
Metals	Antimony	mg/kg	0.1	5.1	-	-	7.7	-	-	-	0.6
	Arsenic	mg/kg	0.3	79	50.9	11.6	15.6	3.5	17.2	16.5	11.4
	Boron	mg/kg	0.5	21000	7.8	2.7	2.8	3.8	2.4	16.2	3.8
	Cadmium	mg/kg	0.02	220	120	23.17	0.1	0.13	0.24	0.19	0.29
	Chromium (hexavalent)	mg/kg	0.1	21	7.7	<0.1	<0.1	<0.1	0.1	<0.1	<0.1
	Chromium	mg/kg	0.5	21	51.8	37.4	28.6	24.7	26.3	26.8	26.1
	Cobalt	mg/kg	0.1	-	-	-	-	-	-	-	-
	Copper	mg/kg	0.5	12000	155.2	23.8	21.4	48.8	134.4	56	18.1
	Lead	mg/kg	0.5	630	167.6	14.1	18.3	916	931	382.9	26.9
	Mercury	mg/kg	0.1	-	0.73	<0.1	<0.1	0.88	0.69	<0.1	<0.1
	Molybdenum	mg/kg	0.1	-	7.9	-	-	1.2	1.5	0.6	0.8
	Nickel	mg/kg	0.2	-	230 <sup>MI</sup>	56	31.5	28.6	20.4	24.2	24.8
	Selenium	mg/kg	0.5	1100	1	<0.5	<0.5	<0.5	<0.5	<0.5	<0.5
	Vanadium	mg/kg	0.2	2000	30.6	-	-	36.9	29.1	45.8	48.2
	Zinc	mg/kg	1.0	81000	233.7	66.6	60.6	186.9	186.5	491.3	117.4
Asbestos	Anthophyllite	Detect		-	-	-	-	-	-	-	-
	Asbestos Containing Material	Detect		-	-	-	-	-	-	-	-
	Asbestos Analysis Comments			-	-	-	-	-	-	-	-
	Asbestos PCOM Quantification	%	0.001	-	-	-	-	-	-	-	-
	Asbestos Quantification Total	%	0.001	-	-	-	-	-	0.004	-	-
	Asbestos: Actinolite	Detect		-	-	-	-	-	-	-	-
	Additional Asbestos Components (Using TMO48)	Comment		-	-	-	-	-	-	-	-
	Crocidolite Asbestos	Detect		-	-	-	-	-	-	-	-
	Asbestos Gravimetric Quantification	%	0.001	-	-	-	-	-	-	-	-
	Asbestos ID (Stage 1)	Detect		NAD	NAD	NAD	NAD	NAD	Detected	NAD	NAD
	Chrysotile Asbestos	Detect		-	-	-	-	-	-	-	-
	Amosite Asbestos	Detect		-	-	-	-	-	-	-	-
	Non-Asbestos Fibre	Detect		-	-	-	-	-	-	-	-
	Tremolite	Detect		-	-	-	-	-	-	-	-
Inorganics	Ammoniacal Nitrogen as N	mg/kg	12	-	-	-	-	-	-	-	-
	Cyanide (Free)	mg/kg	0.5	<0.5	<0.5	<0.5	<0.5	<0.5	<0.5	<0.5	<0.5
	Cyanide Total	mg/kg	0.5	0.9	<0.5	<0.5	0.6	<0.5	<0.5	<0.5	<0.5
	Cyanides-complex	mg/kg	1	-	-	-	-	-	-	-	-
	Phosphorus	mg/kg	4	-	-	-	-	-	-	-	-
PAH	Coronene	mg/kg	0.3	-	-	-	-	-	-	-	-
	Naphthalene	mg/kg	0.005	4900	0.12	<0.08	<0.08	0.45	<0.08	<0.08	<0.08
	Acenaphthene	mg/kg	0.008	15000	<0.08	<0.08	<0.08	0.17	<0.08	<0.08	<0.08
	Acenaphthylene	mg/kg	0.012	15000	<0.08	<0.08	<0.08	0.1	<0.08	<0.08	<0.08
	Fluoranthene	mg/kg	0.017	3100	0.39	<0.08	<0.08	2.9	<0.08	<0.08	<0.08
	Anthracene	mg/kg	0.016	74000	0.08	<0.08	<0.08	0.51	<0.08	<0.08	<0.08
	Phenanthrene	mg/kg	0.015	3100	0.23	<0.08	<0.08	2.11	<0.08	<0.08	<0.08
	Fluorene	mg/kg	0.01	9900	<0.08	<0.08	<0.08	0.2	<0.08	<0.08	<0.08
	Chrysene	mg/kg	0.01	57	0.19	<0.08	<0.08	1.41	<0.08	<0.08	<0.08
	Pyrene	mg/kg	0.015	7400	0.29	<0.08	<0.08	2.33	<0.08	<0.08	<0.08
	Benzo(a)anthracene	mg/kg	0.014	29	0.2	<0.08	<0.08	1.52	<0.08	<0.08	<0.08
	Benzo(b)fluoranthene	mg/kg	0.015	7.1	0.26	<0.08	<0.08	1.97	<0.08	<0.08	<0.08
	Benzo(k)fluoranthene	mg/kg	0.014	190	0.12	<0.08	<0.08	0.69	<0.08	<0.08	<0.08
	Benzo(a)pyrene	mg/kg	0.015	5.7	0.18	<0.08	<0.08	1.75	<0.08	<0.08	<0.08
	Dibenz(a,h)anthracene	mg/kg	0.023	0.57	<0.08	<0.08	<0.08	0.27	<0.08	<0.08	<0.08
	Benzo(g,h,i)perylene	mg/kg	0.024	640	0.13	<0.08	<0.08	1.02	<0.08	<0.08	<0.08
	Indeno(1,2,3-c,d)pyrene	mg/kg	0.018	82	0.15	<0.08	<0.08	1.27	<0.08	<0.08	<0.08
	PAH 16 Total	mg/kg	0.118	-	<2.66	<1.28	<1.28	18.7	<5.14	<1.28	<1.28
TPH CWG	>C6-C8 Aliphatics	mg/kg	0.01	600000 <sup>MI</sup>	<0.2	-	-	<0.2	<0.2	<0.2	<0.2
	>C6-C7 Aliphatics	mg/kg	0.2	-	<0.2	-	-	<0.2	<0.2	<0.2	<0.2
	>C6-C8 Aliphatics	mg/kg	0.01	600000	<0.2	-	-	<0.2	<0.2	<0.2	<0.2
	>C10-C44 Aliphatics	mg/kg	5	-	-	-	-	<0.2	<0.2	<0.2	<0.2
	>C7-C8 Aliphatics	mg/kg	0.2	-	<0.2	-	-	<0.2	<0.2	<0.2	<0.2
	>C10-C44 Aliphatics/Aromatics	mg/kg	10	-	-	-	-	-	-	-	-
	>C8-C10 Aliphatics	mg/kg	0.01	13000	<0.2	-	<0.2	<0.2	<0.2	<0.2	<0.2
	>C10-C12 Aliphatics	mg/kg	0.01	13000	<0.2	-	<0.2	<0.2	<0.2	<0.2	<0.2
	>C12-C16 Aliphatics	mg/kg	0.1	13000	<0.2	-	<0.2	<0.2	<0.2	<0.2	<0.2
	>C16-C21 Aliphatics	mg/kg	0.1	125000 <sup>MI</sup>	13.5	-	9.18	12.6	8.63	<0.2	5.43
	>C21-C35 Aliphatics	mg/kg	0.1	125000 <sup>MI</sup>	51.5	-	51.5	88	34.8	<0.2	8.76
	>C35-C44 Aliphatics	mg/kg	0.1	250000	-	-	-	-	-	<0.2	<0.2
	>C5-C10 Aliphatics	mg/kg	0.05	-	-	-	-	-	-	-	-
	>C8-C40 Aliphatics	mg/kg	20	80.9	-	-	75.9	124	57.2	<0.2	<0.2
	Total Aliphatics >C12-C44	mg/kg	0.1	-	-	-	-	-	-	<0.2	<0.2
	>EC5-EC10 Aromatics	mg/kg	0.05	-	-	-	-	-	-	-	-
	>EC5-EC7 Aromatics	mg/kg	0.01	56000	<0.01	-	<0.2	<0.2	<0.2	<0.2	<0.01
	>EC6-EC7 Aromatics	mg/kg	0.01	-	-	-	-	-	-	<0.2	<0.2
	>EC7-EC8 Aromatics	mg/kg	0.01	56000	<0.01	-	<0.2	<0.2	<0.2	<0.2	<0.01
	>EC8-EC10 Aromatics	mg/kg	0.01	5000	<0.01	-	<0.2	<0.2	<0.2	<0.2	<0.01
	>EC10-EC12 Aromatics	mg/kg	0.01	5000	<0.01	-	<0.2	<0.2	<0.2	<0.2	<0.01
	>EC8-EC40 Aromatics	mg/kg	20	68.1	-	-	155	106	76.4	<0.2	25.9
	>EC10-EC44 Aromatics	mg/kg	5	-	-	-	-	-	-	<0.2	<0.2
	>EC12-EC16 Aromatics	mg/kg	0.1	5100	<0.2	-	<0.2	<0.2	<0.2	<0.2	8.42
	>EC16-EC21 Aromatics	mg/kg	0.1	3800	7.93	-	29.5	13.1	8.87	<0.2	4.63
	>EC21-EC35 Aromatics	mg/kg	0.1	3800	49.1	-	92.2	72.2	52.3	<0.2	11.8
	>EC35-EC44 Aromatics	mg/kg	0.1	3800	-	-	-	-	-	<0.2	<0.2
	>EC40-EC44 Aromatics	mg/kg	0.1	-	-	-	-	-	-	<0.2	<0.2
	>EC12-EC44 Aromatics	mg/kg	0.1	-	-	-	-	-	-	<0.2	<0.2
	TPH Aliphatics & Aromatics >C5-44	mg/kg	0.1	-	-	-	-	-	-	<0.2	<0.2

Chem Group	ChemName	output unit	EQL	Field ID	BH07021-X-6.00-ES-191120	BH07023-X-0.05-ES-200108	BH07023-X-1.00-ES-200108	BH07023-X-2.60-ES-200108	BH07023-X-4.60-ES-200108	BH07023-X-6.50-ES-200108	BH07023-X-7.50-ES-200109	BH07023-X-8.50-ES-200109	BH07024-X-0.10-ES-191120		
				Location Code	BH07021	BH07023	BH07023	BH07023	BH07023	BH07023	BH07023	BH07023	BH07023	BH07023	BH07024
				Sample Depth Range	6	0.05	1	2.6	4.6	6.5	7.5	8.5	0.1		
				Sample Date	20/11/2019	08/01/2020	08/01/2020	08/01/2020	08/01/2020	08/01/2020	09/01/2020	09/01/2020	20/11/2019		
				Matrix Description	LQM S4UL Public Open Space (POS) Residential - 1% SOM										
				C4SL Public Open Space (POS) Residential											
TPH	>C6-C8	mg/kg	0.02	<0.2	-	-	-	<0.2	<0.2	<0.2	<0.2	<0.2	<0.2		
	>C6-C7	mg/kg	0.02	<0.2	-	-	-	<0.2	<0.2	<0.2	<0.2	<0.2	<0.2		
	>C7-C8	mg/kg	0.02	<0.2	-	-	-	<0.2	<0.2	<0.2	<0.2	<0.2	<0.2		
	>C6-C9	mg/kg	0.2	-	-	-	-	-	-	-	-	-	-		
	>C8-C10	mg/kg	0.02	<0.2	<0.2	<0.2	<0.2	<0.2	<0.2	<0.2	<0.2	<0.2	<0.2		
	>C10-C12	mg/kg	0.02	-	<2	<2	<2	<2	<2	<2	<2	<2	<2		
	>C12-C16	mg/kg	2	-	<2	<2	<2	-	-	-	-	-	-		
	>C16-C21	mg/kg	2	-	<2	3.46	<2	-	-	-	-	-	-		
	>C21-C28	mg/kg	35	-	-	-	-	-	-	-	-	-	-		
	>C21-C35	mg/kg	4.38	-	7.79	14.1	-	-	-	-	-	-	-		
	>C28-C35	mg/kg	35	-	-	-	-	-	-	-	-	-	-		
	>C31-C40	mg/kg	10	-	<10	15.4	-	-	-	-	-	-	-		
	>C35-C40	mg/kg	35	-	-	-	-	-	-	-	-	-	-		
	GRO >C5-10	mg/kg	0.02	-	-	-	-	-	-	-	-	-	-		
	TPH >C8-C40	mg/kg	10	-	<11.6	<20.2	-	-	-	-	-	-	-		
	EPH >C5-40	mg/kg	35	-	-	-	-	-	-	-	-	-	-		
	EPH >C10-40	mg/kg	35	-	-	-	-	-	-	-	-	-	-		
	GRO	mg/kg	0.2	<0.2	-	-	-	<0.2	<0.2	<0.2	<0.2	<0.2	<0.2		
	GRO >C5-12	mg/kg	0.1	-	-	-	-	-	-	-	-	-	-		
	TPH by GC/ED (AR)	mg/kg	10	-	11.5	20.1	-	-	-	-	-	-	-		
BTEX and MTE	Benzene	mg/kg	0.001	140	72	<0.001	-	<0.01 - 0.001	<0.01 - 0.019	<0.01 - 0.002	<0.01 - 0.002	<0.01 - 0.002	<0.001		
	Toluene	mg/kg	0.005	56000	0.005	<0.005	-	<0.005	<0.01 - 0.026	<0.005	<0.005	<0.005	<0.005		
	Ethylbenzene	mg/kg	0.002	24000	0.002	<0.01	-	<0.01	<0.01	<0.01	<0.01	<0.01	<0.01		
	Xylene (m & o)	mg/kg	0.004	41000	0.004	<0.004	-	<0.004	0.01	<0.004	<0.004	<0.004	<0.004		
	Xylene (o)	mg/kg	0.002	41000	0.002	<0.002	-	<0.002	0.004	<0.002	<0.002	<0.002	<0.002		
	Xylene Total	mg/kg	0.02	41000	0.02	<0.03	-	<0.03	<0.03	<0.03	<0.03	<0.03	<0.03		
	MTE	mg/kg	0.001	-	-	-	-	-	-	-	-	-	-		
	Total BTEX	mg/kg	0.04	-	-	-	-	-	-	-	-	-	-		
VOC	Styrene	mg/kg	0.001	-	-	-	-	-	-	-	-	-	-		
	cis-1,3-dichloroethene	mg/kg	0.001	-	-	-	-	-	-	-	-	-	-		
	trans-1,3-dichloroethene	mg/kg	0.001	-	-	-	-	-	-	-	-	-	-		
	1,1,1,2-tetrachloroethane	mg/kg	0.001	1400	0.001	-	-	-	-	-	-	-	-		
	1,1,1-trichloroethane	mg/kg	0.001	140000	0.001	-	-	-	-	-	-	-	-		
	1,1,2,2-tetrachloroethane	mg/kg	0.001	1400	0.001	-	-	-	-	-	-	-	-		
	1,1,2-trichloroethane	mg/kg	0.001	-	-	-	-	-	-	-	-	-	-		
	1,1-dichloroethane	mg/kg	0.001	-	-	-	-	-	-	-	-	-	-		
	1,1-dichloroethene	mg/kg	0.001	-	-	-	-	-	-	-	-	-	-		
	1,1-dichloroethene	mg/kg	0.001	-	-	-	-	-	-	-	-	-	-		
	1,2-dichloroethane	mg/kg	0.001	-	-	-	-	-	-	-	-	-	-		
	1,2-dichloroethene	mg/kg	0.001	-	-	-	-	-	-	-	-	-	-		
	1,2-dibromo-3-chloropropane	mg/kg	0.001	-	-	-	-	-	-	-	-	-	-		
	1,2-dibromoethane	mg/kg	0.001	-	-	-	-	-	-	-	-	-	-		
	1,2-dichloroethane	mg/kg	0.001	29	0.001	-	-	-	-	-	-	-	-		
	1,2-dichloroethene	mg/kg	0.001	-	-	-	-	-	-	-	-	-	-		
	1,3,5-trimethylbenzene	mg/kg	0.001	-	-	-	-	-	-	-	-	-	-		
	1,3-dichloropropane	mg/kg	0.001	-	-	-	-	-	-	-	-	-	-		
	2,2-dichloropropane	mg/kg	0.001	-	-	-	-	-	-	-	-	-	-		
	2-chlorotoluene	mg/kg	0.001	-	-	-	-	-	-	-	-	-	-		
	4-chlorotoluene	mg/kg	0.001	-	-	-	-	-	-	-	-	-	-		
	Bromobenzene	mg/kg	0.001	-	-	-	-	-	-	-	-	-	-		
	Bromochloromethane	mg/kg	0.001	-	-	-	-	-	-	-	-	-	-		
	Bromodichloromethane	mg/kg	0.001	-	-	-	-	-	-	-	-	-	-		
	Bromoform	mg/kg	0.001	-	-	-	-	-	-	-	-	-	-		
	Bromomethane	mg/kg	0.001	-	-	-	-	-	-	-	-	-	-		
	Carbon disulfide	mg/kg	0.007	11000	0.007	-	-	-	-	-	-	-	-		
	Carbon tetrachloride	mg/kg	0.001	890	0.001	-	-	-	-	-	-	-	-		
	Chlorobromomethane	mg/kg	0.001	-	-	-	-	-	-	-	-	-	-		
	Chloroethane	mg/kg	0.002	-	-	-	-	-	-	-	-	-	-		
	Chloroform	mg/kg	0.001	2500	0.001	-	-	-	-	-	-	-	-		
	Chloromethane	mg/kg	0.003	-	-	-	-	-	-	-	-	-	-		
	cis-1,2-dichloroethene	mg/kg	0.005	-	-	-	-	-	-	-	-	-	-		
	Dibromomethane	mg/kg	0.001	-	-	-	-	-	-	-	-	-	-		
	Dichlorodifluoromethane	mg/kg	0.001	-	-	-	-	-	-	-	-	-	-		
	Dichloromethane	mg/kg	0.01	-	-	-	-	-	-	-	-	-	-		
	Isopropylbenzene	mg/kg	0.001	-	-	-	-	-	-	-	-	-	-		
	n-butylbenzene	mg/kg	0.001	-	-	-	-	-	-	-	-	-	-		
	n-propylbenzene	mg/kg	0.001	-	-	-	-	-	-	-	-	-	-		
	p-isocrotyltoluene	mg/kg	0.001	-	-	-	-	-	-	-	-	-	-		
sec-butylbenzene	mg/kg	0.001	-	-	-	-	-	-	-	-	-	-			
Trichloroethene	mg/kg	0.001	120	0.001	-	-	-	-	-	-	-	-			
tert-butylbenzene	mg/kg	0.001	-	-	-	-	-	-	-	-	-	-			
Tetrachloroethene	mg/kg	0.003	1400	0.003	-	-	-	-	-	-	-	-			
trans-1,2-dichloroethene	mg/kg	0.001	-	-	-	-	-	-	-	-	-	-			
Trichlorofluoromethane	mg/kg	0.001	-	-	-	-	-	-	-	-	-	-			
Vinyl chloride	mg/kg	0.001	3.5	0.001	-	-	-	-	-	-	-	-			
tert-Amyl methyl ether	mg/kg	0.01	-	-	-	-	-	-	-	-	-	-			
VOC/SVOC	1,2,3-trichlorobenzene	mg/kg	0.001	1800	0.001	-	-	-	-	-	-	-	-		
	1,2,4-trichlorobenzene	mg/kg	0.003	15000	0.003	-	-	-	-	-	-	-	-		
	1,2-dichlorobenzene	mg/kg	0.001	90000	0.001	-	-	-	-	-	-	-	-		
	1,3,5-Trichlorobenzene	mg/kg	0.001	1700	0.001	-	-	-	-	-	-	-	-		
	1,3-dichlorobenzene	mg/kg	0.001	300	0.001	-	-	-	-	-	-	-	-		
	1,4-dichlorobenzene	mg/kg	0.001	17000	0.001	-	-	-	-	-	-	-	-		
	Chlorobenzene	mg/kg	0.001	11000	0.001	-	-	-	-	-	-	-	-		
Hexachlorobutadiene	mg/kg	0.002	25	0.002	-	-	-	-	-	-	-	-			

Chem Group	ChemName	output unit	EQL	Matrix Description											
				LQM S4UL Public Open Space (POS) Residential - 1% SOM											
				Field ID	Location Code	Sample Depth	Range	Sampled Date	Time	Time	Time	Time	Time	Time	Time
				BH07021-X-6.00-ES-191120	BH07023-X-0.05-ES-200108	BH07023-X-1.00-ES-200108	BH07023-X-2.60-ES-200108	BH07023-X-4.60-ES-200108	BH07023-X-6.50-ES-200108	BH07023-X-7.50-ES-200109	BH07023-X-8.50-ES-200109	BH07024-X-0.10-ES-191120			
				BH07021	BH07023	BH07023	BH07023	BH07023	BH07023	BH07023	BH07023	BH07024			
				6	0.05	1	2.6	4.6	6.5	7.5	8.5	0.1			
				20/11/2019	08/01/2020	08/01/2020	08/01/2020	08/01/2020	08/01/2020	09/01/2020	09/01/2020	20/11/2019			
SVOC	Benzyl alcohol	mg/kg	0.5	-	-	-	-	-	-	-	-	-	-		
	Diphenyl ether	mg/kg	0.1	-	-	-	-	-	-	-	-	-	-		
	4-bromophenyl phenyl ether	mg/kg	0.1	-	-	-	-	-	-	-	-	-	-		
	4-nitroaniline	mg/kg	0.1	-	-	-	-	-	-	-	-	-	-		
	4-nitrophenol	mg/kg	0.1	-	-	-	-	-	-	-	-	-	-		
	1,1-Bisphenyl	mg/kg	0.1	-	-	-	-	-	-	-	-	-	-		
	1,2,3,4-tetrachlorobenzene	mg/kg	0.001	830	-	-	-	-	-	-	-	-	-		
	1-Methylnaphthalene	mg/kg	0.1	-	-	-	-	-	-	-	-	-	-		
	2,4,5-trichlorophenol	mg/kg	0.1	-	-	-	-	-	-	-	-	-	-		
	2,4,6-trichlorophenol	mg/kg	0.1	-	-	-	-	-	-	-	-	-	-		
	2,4-dichlorophenol	mg/kg	0.1	-	-	-	-	-	-	-	-	-	-		
	2,4-dimethylphenol	mg/kg	0.1	-	-	-	-	-	-	-	-	-	-		
	2,4-dinitrophenol	mg/kg	0.5	-	-	-	-	-	-	-	-	-	-		
	2,4-dinitrotoluene	mg/kg	0.1	-	-	-	-	-	-	-	-	-	-		
	2,6-dinitrotoluene	mg/kg	0.1	-	-	-	-	-	-	-	-	-	-		
	2-chloronaphthalene	mg/kg	0.1	-	-	-	-	-	-	-	-	-	-		
	2-chlorophenol	mg/kg	0.1	-	-	-	-	-	-	-	-	-	-		
	2-methylnaphthalene	mg/kg	0.1	-	-	-	-	-	-	-	-	-	-		
	2-methylphenol	mg/kg	0.1	-	-	-	-	-	-	-	-	-	-		
	2-nitroaniline	mg/kg	0.1	-	-	-	-	-	-	-	-	-	-		
	2-nitrophenol	mg/kg	0.1	-	-	-	-	-	-	-	-	-	-		
	3-nitroaniline	mg/kg	0.1	-	-	-	-	-	-	-	-	-	-		
	4,6-Dinitro-2-methylphenol	mg/kg	0.2	-	-	-	-	-	-	-	-	-	-		
	4-chloro-3-methylphenol	mg/kg	0.1	-	-	-	-	-	-	-	-	-	-		
	4-chloroaniline	mg/kg	0.1	-	-	-	-	-	-	-	-	-	-		
	4-chlorophenol	mg/kg	0.5	620	-	-	-	-	-	-	-	-	-		
	4-chlorophenyl phenyl ether	mg/kg	0.1	-	-	-	-	-	-	-	-	-	-		
	4-methylphenol	mg/kg	0.1	-	-	-	-	-	-	-	-	-	-		
	Azobenzene	mg/kg	0.1	-	-	-	-	-	-	-	-	-	-		
	Benzoic Acid	mg/kg	0.5	-	-	-	-	-	-	-	-	-	-		
	Bis(2-chlorophenyl) methane	mg/kg	0.1	-	-	-	-	-	-	-	-	-	-		
	Bis(2-chloroethyl) ether	mg/kg	0.1	-	-	-	-	-	-	-	-	-	-		
	Bis(2-chloroisopropyl) ether	mg/kg	0.1	-	-	-	-	-	-	-	-	-	-		
	Bis(2-ethylhexyl) phthalate	mg/kg	0.1	-	-	-	-	-	-	-	-	-	-		
	Butyl benzyl phthalate	mg/kg	0.1	-	-	-	-	-	-	-	-	-	-		
	Carbazole	mg/kg	0.1	-	-	-	-	-	-	-	-	-	-		
	Dibenzofuran	mg/kg	0.1	-	-	-	-	-	-	-	-	-	-		
	Diethylphthalate	mg/kg	0.1	-	-	-	-	-	-	-	-	-	-		
	Dimethyl phthalate	mg/kg	0.1	-	-	-	-	-	-	-	-	-	-		
	Di-n-butyl phthalate	mg/kg	0.1	-	-	-	-	-	-	-	-	-	-		
	Di-n-octyl phthalate	mg/kg	0.1	-	-	-	-	-	-	-	-	-	-		
	Hexachlorobenzene	mg/kg	0.002	16	-	-	-	-	-	-	-	-	-		
	Hexachlorocyclopentadiene	mg/kg	0.1	-	-	-	-	-	-	-	-	-	-		
	Hexachloroethane	mg/kg	0.1	-	-	-	-	-	-	-	-	-	-		
	Isophorone	mg/kg	0.1	-	-	-	-	-	-	-	-	-	-		
	Nitrobenzene	mg/kg	0.1	-	-	-	-	-	-	-	-	-	-		
	N-nitrosodipropylamine	mg/kg	0.1	-	-	-	-	-	-	-	-	-	-		
	n-Nitrosodiphenylamine	mg/kg	0.1	-	-	-	-	-	-	-	-	-	-		
	Pentachlorobenzene	mg/kg	0.001	100	-	-	-	-	-	-	-	-	-		
	Pentachloronitrobenzene	mg/kg	0.05	-	-	-	-	-	-	-	-	-	-		
	Pentachlorophenol	mg/kg	0.1	60	-	-	-	-	-	-	-	-	-		
PCB	PCB-110	mg/kg	-	-	-	-	-	-	-	-	-	-	-		
	PCB-128	mg/kg	-	-	-	-	-	-	-	-	-	-	-		
	PCB-141	mg/kg	-	-	-	-	-	-	-	-	-	-	-		
	PCB-149	mg/kg	-	-	-	-	-	-	-	-	-	-	-		
	PCB-151	mg/kg	-	-	-	-	-	-	-	-	-	-	-		
	PCB-158	mg/kg	-	-	-	-	-	-	-	-	-	-	-		
	PCB-170	mg/kg	-	-	-	-	-	-	-	-	-	-	-		
	PCB-18	mg/kg	-	-	-	-	-	-	-	-	-	-	-		
	PCB-183	mg/kg	-	-	-	-	-	-	-	-	-	-	-		
	PCB-187	mg/kg	-	-	-	-	-	-	-	-	-	-	-		
	PCB-194	mg/kg	-	-	-	-	-	-	-	-	-	-	-		
	PCB-31	mg/kg	-	-	-	-	-	-	-	-	-	-	-		
	PCB-44	mg/kg	-	-	-	-	-	-	-	-	-	-	-		
	PCB-49	mg/kg	-	-	-	-	-	-	-	-	-	-	-		
	2,2,4-tetrachloro-1,1-Biphenyl	mg/kg	-	-	-	-	-	-	-	-	-	-	-		
	2,3,4,4-tetrachloro-1,1-Biphenyl	mg/kg	-	-	-	-	-	-	-	-	-	-	-		
	Heptachlorobiphenyl, 2,3,3,4,4,5,5- (PCB 189)	mg/kg	0.003	-	<0.005	-	-	<0.005	<0.005	<0.005	<0.005	<0.005	<0.005		
	Hexachlorobiphenyl, 2,3,3,4,4,5- (PCB 156)	mg/kg	0.003	-	<0.005	-	-	<0.005	<0.005	<0.005	<0.005	<0.005	<0.005		
	Hexachlorobiphenyl, 2,3,3,4,4,5- (PCB 157)	mg/kg	0.003	-	<0.005	-	-	<0.005	<0.005	<0.005	<0.005	<0.005	<0.005		
	Hexachlorobiphenyl, 2,3,4,4,5,5- (PCB 167)	mg/kg	0.003	-	<0.005	-	-	<0.005	<0.005	<0.005	<0.005	<0.005	<0.005		
	Hexachlorobiphenyl, 3,3,4,4,5,5- (PCB 169)	mg/kg	0.003	-	<0.005	-	-	<0.005	<0.005	<0.005	<0.005	<0.005	<0.005		
	PCB 101	mg/kg	0.003	-	<0.005	-	-	<0.005	<0.005	<0.005	<0.005	<0.005	<0.005		
	PCB 118	mg/kg	0.003	-	<0.005	-	-	<0.005	<0.005	<0.005	<0.005	<0.005	<0.005		
	PCB 138	mg/kg	0.003	-	<0.005	-	-	<0.005	<0.005	<0.005	<0.005	<0.005	<0.005		
	PCB 153	mg/kg	0.003	-	<0.005	-	-	<0.005	<0.005	<0.005	<0.005	<0.005	<0.005		
	PCB 160	mg/kg	0.003	-	<0.005	-	-	<0.005	<0.005	<0.005	<0.005	<0.005	<0.005		
	PCB 26	mg/kg	0.003	-	<0.005	-	-	<0.005	<0.005	<0.005	<0.005	<0.005	<0.005		
	PCB 52	mg/kg	0.003	-	<0.005	-	-	<0.005	<0.005	<0.005	<0.005	<0.005	<0.005		
	Pentachlorobiphenyl, 2,3,3,4,4- (PCB 105)	mg/kg	0.003	-	<0.005	-	-	<0.005	<0.005	<0.005	<0.005	<0.005	<0.005		
	Pentachlorobiphenyl, 2,3,3,4,4,5- (PCB 114)	mg/kg	0.003	-	<0.005	-	-	<0.005	<0.005	<0.005	<0.005	<0.005	<0.005		
	Pentachlorobiphenyl, 2,3,4,4,5- (PCB 123)	mg/kg	0.003	-	<0.005	-	-	<0.005	<0.005	<0.005	<0.005	<0.005	<0.005		
	Pentachlorobiphenyl, 3,3,4,4,5- (PCB 126)	mg/kg	0.003	-	<0.005	-	-	<0.005	<0.005	<0.005	<0.005	<0.005	<0.005		
	Tetrachlorobiphenyl, 3,3,4,4- (PCB 77)	mg/kg	0.003	-	<0.005	-	-	<0.005	<0.005	<0.005	<0.005	<0.005	<0.005		
	Tetrachlorobiphenyl, 3,4,4,5- (PCB 81)	mg/kg	0.003	-	<0.005	-	-	<0.005	<0.005	<0.005	<0.005	<0.005	<0.005		
	Total PCB 7 congeners	mg/kg	0.021	-	-	-	-	-	-	-	-	-	-		
	Total PCB WHO 12	mg/kg	0.036	-	-	-	-	-	-	-	-	-	-		

Chem Group	ChemName	output unit	EQL	Matrix Description										
				LQM S4UL Public Open Space (POS) Residential - 1% SOM										
				Field ID	Location Code	Sample Depth	Range	Sampled Date	Time	Sampled Date	Time	Sampled Date	Time	Sampled Date
				BH07021-X-6.00-ES-191120	BH07023-X-0.05-ES-200108	BH07023-X-1.00-ES-200108	BH07023-X-2.60-ES-200108	BH07023-X-4.60-ES-200108	BH07023-X-6.50-ES-200108	BH07023-X-7.50-ES-200109	BH07023-X-8.50-ES-200109	BH07024-X-0.10-ES-191120		
				BH07021	BH07023	BH07023	BH07023	BH07023	BH07023	BH07023	BH07023	BH07024		
				6	0.05	1	2.6	4.6	6.5	7.5	8.5	0.1		
				20/11/2019	08/01/2020	08/01/2020	08/01/2020	08/01/2020	08/01/2020	09/01/2020	09/01/2020	20/11/2019		
				C4SL Public Open Space (POS) Residential										
Phenolics	Xenonols	mg/kg	0.015	-	-	-	-	-	-	-	-	-		
	Phenol Index	mg/kg	0.5	<0.5	<0.5	<0.5	<0.5	<0.5	<0.5	<0.5	<0.5	<0.5		
	3-84-methylphenol	mg/kg	0.1	-	-	-	-	-	-	-	-	-		
	Cresol Total	mg/kg	0.01	-	-	-	-	-	-	-	-	-		
	Phenol	mg/kg	0.01	-	-	-	-	-	-	-	-	-		
	Phenols Monohydric	mg/kg	0.035	-	-	-	-	-	-	-	-	-		
Organofins	Dibutyltin	mg/kg	-	-	-	-	-	-	-	-	-	-		
	Monophenyltin	mg/kg	-	-	-	-	-	-	-	-	-	-		
	Diphenyltin	mg/kg	-	-	-	-	-	-	-	-	-	-		
	Monobutyltin	mg/kg	-	-	-	-	-	-	-	-	-	-		
	Tetrabutyltin	mg/kg	-	-	-	-	-	-	-	-	-	-		
	Tributyltin	mg/kg	0.001	<0.005	-	-	<0.005	<0.005	<0.005	<0.005	<0.005	<0.005		
	Triphenyltin	mg/kg	-	-	-	-	-	-	-	-	-	-		
Pesticides	Ethionfos	mg/kg	0.002	-	-	-	-	-	-	-	-	-		
	Hepatachlor epoxide	mg/kg	0.002	-	-	-	-	-	-	-	-	-		
	Methachlorfos	mg/kg	0.002	-	-	-	-	-	-	-	-	-		
	Propetamphos	mg/kg	0.002	-	-	-	-	-	-	-	-	-		
	Simetryn	mg/kg	0.05	-	-	-	-	-	-	-	-	-		
	Sodium Acifluorfen	mg/kg	-	-	-	-	-	-	-	-	-	-		
	Tosazene	mg/kg	0.003	-	-	-	-	-	-	-	-	-		
	2,4,5-TP (Sivex)	mg/kg	-	-	-	-	-	-	-	-	-	-		
	Hedonal	mg/kg	-	-	-	-	-	-	-	-	-	-		
	2,4-DDT	mg/kg	0.003	-	-	-	-	-	-	-	-	-		
	2,4-Dichloroac	mg/kg	-	-	-	-	-	-	-	-	-	-		
	4-(2,4-Dichlorophenoxy)butyric Acid (2,4-DB)	mg/kg	-	-	-	-	-	-	-	-	-	-		
	4,4-DDE	mg/kg	0.005	-	-	-	-	-	-	-	-	-		
	4-Chlorophenoxy acetic acid	mg/kg	-	-	-	-	-	-	-	-	-	-		
	a-BHC	mg/kg	0.002	24	-	-	-	-	-	-	-	-		
	Aldrin	mg/kg	0.002	18	-	-	-	-	-	-	-	-		
	Ametryn	mg/kg	0.05	-	-	-	-	-	-	-	-	-		
	Acetyl (hexvill)	mg/kg	-	-	-	-	-	-	-	-	-	-		
	Atraton	mg/kg	0.05	-	-	-	-	-	-	-	-	-		
	Atrazine	mg/kg	0.05	1200	-	-	-	-	-	-	-	-		
	Azinophos methyl	mg/kg	0.005	-	-	-	-	-	-	-	-	-		
	b-BHC	mg/kg	0.002	8.1	-	-	-	-	-	-	-	-		
	Bentazone	mg/kg	0.1	-	-	-	-	-	-	-	-	-		
	Bromoxnill	mg/kg	-	-	-	-	-	-	-	-	-	-		
	Carbofenthoion	mg/kg	0.003	-	-	-	-	-	-	-	-	-		
	chlordan	mg/kg	0.002	-	-	-	-	-	-	-	-	-		
	Chlordane (cis)	mg/kg	0.002	-	-	-	-	-	-	-	-	-		
	Azinphos Ethyl	mg/kg	0.005	-	-	-	-	-	-	-	-	-		
	Chlordane (trans)	mg/kg	0.05	-	-	-	-	-	-	-	-	-		
	Chlorfenvinphos	mg/kg	0.003	-	-	-	-	-	-	-	-	-		
	Chlorotoluron	mg/kg	-	-	-	-	-	-	-	-	-	-		
	Chlorovifos	mg/kg	0.002	-	-	-	-	-	-	-	-	-		
	Chlorpyrifos-methyl	mg/kg	0.002	-	-	-	-	-	-	-	-	-		
	Cyanazine	mg/kg	-	-	-	-	-	-	-	-	-	-		
	d-BHC	mg/kg	0.002	-	-	-	-	-	-	-	-	-		
	DDD	mg/kg	0.005	-	-	-	-	-	-	-	-	-		
	DDT	mg/kg	0.005	-	-	-	-	-	-	-	-	-		
	Chlorothalonil	mg/kg	0.002	-	-	-	-	-	-	-	-	-		
	Diazinon	mg/kg	0.001	-	-	-	-	-	-	-	-	-		
	Dicamba	mg/kg	-	-	-	-	-	-	-	-	-	-		
	Dichlobenil	mg/kg	0.001	-	-	-	-	-	-	-	-	-		
	cis-Permethrin	mg/kg	0.003	-	-	-	-	-	-	-	-	-		
	Dichlorvos	mg/kg	0.002	16	-	-	-	-	-	-	-	-		
	Diclofop	mg/kg	-	-	-	-	-	-	-	-	-	-		
	Dieldrin	mg/kg	0.005	18	-	-	-	-	-	-	-	-		
	Dimethoate	mg/kg	0.003	-	-	-	-	-	-	-	-	-		
	Dinoseb	mg/kg	-	-	-	-	-	-	-	-	-	-		
	Diuron	mg/kg	-	-	-	-	-	-	-	-	-	-		
	Endosulfan I	mg/kg	0.001	1200	-	-	-	-	-	-	-	-		
	Endosulfan II	mg/kg	0.01	-	-	-	-	-	-	-	-	-		
	Endosulfan sulphate	mg/kg	0.005	-	-	-	-	-	-	-	-	-		
	Endrin	mg/kg	0.003	-	-	-	-	-	-	-	-	-		
	Endrin ketone	mg/kg	0.03	-	-	-	-	-	-	-	-	-		
	Ethion	mg/kg	0.003	-	-	-	-	-	-	-	-	-		
	Fenitrothion	mg/kg	0.005	-	-	-	-	-	-	-	-	-		
	Fenthion	mg/kg	0.01	-	-	-	-	-	-	-	-	-		
	Fluroxypyr	mg/kg	0.1	-	-	-	-	-	-	-	-	-		

		Field ID	BH07021-X-6.00-ES-191120	BH07023-X-0.05-ES-200108	BH07023-X-1.00-ES-200108	BH07023-X-2.60-ES-200108	BH07023-X-4.60-ES-200108	BH07023-X-6.50-ES-200108	BH07023-X-7.50-ES-200109	BH07023-X-8.50-ES-200109	BH07024-X-0.10-ES-191120	
		Location Code	BH07021	BH07023	BH07023	BH07023	BH07023	BH07023	BH07023	BH07023	BH07024	
		Sample Depth Range	6	0.05	1	2.6	4.6	6.5	7.5	8.5	0.1	
		Sample Date	20/11/2019	08/01/2020	08/01/2020	08/01/2020	08/01/2020	08/01/2020	09/01/2020	09/01/2020	20/11/2019	
		Matrix Description	LQM S4UL Public Open Space (POS) Residential - 1% SOM									
		C4SL Public Open Space (POS) Residential										
Chem Group	ChemName	output unit	EQL									
	g-BHC (Lindane)	mg/kg	0.001	-	-	-	-	-	-	-	-	
	Heptachlor	mg/kg	0.003	-	-	-	-	-	-	-	-	
	Isodrin	mg/kg	0.002	-	-	-	-	-	-	-	-	
	Isoproturon	mg/kg	-	-	-	-	-	-	-	-	-	
	Linuron	mg/kg	-	-	-	-	-	-	-	-	-	
	Malathion	mg/kg	0.002	-	-	-	-	-	-	-	-	
	2-Methyl-4-chlorophenoxyacetic acid	mg/kg	-	-	-	-	-	-	-	-	-	
	2-Methyl-4-Chlorophenoxy Butanoic Acid	mg/kg	-	-	-	-	-	-	-	-	-	
	Mecoprop	mg/kg	-	-	-	-	-	-	-	-	-	
	Methoxychlor	mg/kg	0.005	-	-	-	-	-	-	-	-	
	Methyl carathion	mg/kg	0.01	-	-	-	-	-	-	-	-	
	Mevinphos (Phosdrin)	mg/kg	0.002	-	-	-	-	-	-	-	-	
	o,p-DDD	mg/kg	0.005	-	-	-	-	-	-	-	-	
	o,p'-DDE	mg/kg	0.002	-	-	-	-	-	-	-	-	
	o,p-Methoxychlor	mg/kg	0.05	-	-	-	-	-	-	-	-	
	Parathion	mg/kg	0.005	-	-	-	-	-	-	-	-	
	Pendimethalin	mg/kg	0.01	-	-	-	-	-	-	-	-	
	Permethrin	mg/kg	0.05	-	-	-	-	-	-	-	-	
	Permethrin II	mg/kg	0.003	-	-	-	-	-	-	-	-	
	Phorate	mg/kg	0.01	-	-	-	-	-	-	-	-	
	Priniphos-methyl	mg/kg	0.002	-	-	-	-	-	-	-	-	
	Priniphos-ethyl	mg/kg	0.002	-	-	-	-	-	-	-	-	
	Prometon	mg/kg	0.05	-	-	-	-	-	-	-	-	
	Prometryn	mg/kg	0.05	-	-	-	-	-	-	-	-	
	Pronamide	mg/kg	0.002	-	-	-	-	-	-	-	-	
	Propazine	mg/kg	0.05	-	-	-	-	-	-	-	-	
	Propiconazole	mg/kg	-	-	-	-	-	-	-	-	-	
	Propoxycarbazono-sodium	mg/kg	-	-	-	-	-	-	-	-	-	
	Simazine	mg/kg	0.05	-	-	-	-	-	-	-	-	
	Terbutryn	mg/kg	0.05	-	-	-	-	-	-	-	-	
	Terbutylazine	mg/kg	0.05	-	-	-	-	-	-	-	-	
	Phosalone	mg/kg	0.005	-	-	-	-	-	-	-	-	
	Phosphamidon	mg/kg	0.005	-	-	-	-	-	-	-	-	
	Triadimefon	mg/kg	0.002	-	-	-	-	-	-	-	-	
	Triallate	mg/kg	0.002	-	-	-	-	-	-	-	-	
	Triclopyr	mg/kg	0.1	-	-	-	-	-	-	-	-	
	Triclosan	mg/kg	-	-	-	-	-	-	-	-	-	
	Trifluralin	mg/kg	0.01	-	-	-	-	-	-	-	-	
	Tebuconazole	mg/kg	-	-	-	-	-	-	-	-	-	
	Telodrin	mg/kg	0.05	-	-	-	-	-	-	-	-	
	Triazophos	mg/kg	0.003	-	-	-	-	-	-	-	-	
SVOC TIC	SVOC TICs - Detect	Detect	-	-	-	-	-	-	-	-	-	
	Anthraquinone 9,10-	mg/kg	-	-	-	-	-	-	-	-	-	
	SVOC Tentatively Identified Compounds	mg/kg	0.1	-	-	-	-	-	-	-	-	
	Aniline	mg/kg	0.3	-	-	-	-	-	-	-	-	
VOC TIC	VOC TICs - Detect	Detect	-	-	-	-	-	-	-	-	-	
	VOC Tentatively Identified Compounds	mg/kg	0.05	-	-	-	-	-	-	-	-	
	Freon 113	mg/kg	0.005	-	-	-	-	-	-	-	-	
Other	Temperature	°C	-	-	-	-	-	-	-	-	-	
	Conductivity @ 20°C	µS/cm	14	-	-	-	-	-	-	-	-	
	% Stones <4mm	%	-	100	0	39.1	0	100	100	0	0	
	Fraction of non-crushable material	%	-	0	0	0	0	0	0	0	0	
	Moisture Content (dried @35°C)	%	-	-	-	-	-	-	-	-	-	
	Moisture Content 105C	%	0.1	29.3	22.1	19	16.2	23.4	40.1	51.8	31.3	
	pH (Lab)	pH Units	1	7.8	8.2	8.2	7.7	8	8.2	7.9	8.1	
	Stone Content	%	0.1	10	5.1	9.1	1	8.7	6.1	0	0	
	Total Organic Carbon	%	0.02	21.6	0.49	0.34	1.66	1.14	3.3	7.7	1.17	

**Env Stds Comments**  
 #1:GAC is only presented as speciated chromium. 7.7mg/kg is used for hexavalent. If hexavalent chromium (CVI) data is available, a value of 1,500mg/kg r  
 #2:C4SL for lead adopted  
 #3:GAC only presented as speciated mercury. 16mg/kg is used for elemental mercury. If the CSM indicates that elemental mercury is not a CoC and mercury  
 #4:Updated S4UL for nickel  
 #5:S4UL exceeds solubility saturation limit  
 #6:Criteria derived for Al<sup>3</sup>-C16-C35 split between Al<sup>3</sup>-C16-21 & Al<sup>3</sup>-C21-35. Requires summation of fractions to use Al<sup>3</sup>-C16-C35 criteria.  
 #7:Criteria presented is for p-xylene. A separate value is presented for o-xylene.  
 #8:S4UL based on a threshold protective of direct skin contact with phenol

**Legend**

38.2	Results exceeds GAC.
<50	Results MDL is greater than GAC.
NAD	No asbestos detected.
-	Determinand has not been tested for.

**Notes**  
 A range is given where a determinand has been analysed for by more than one method.



Chem Group	ChemName	output unit	EQL	Field ID Location Code Sample Depth Range	Matrix Description									
					LQM S4UL Public Open Space (POS) Residential - 1% SOM									
					Sample Date	20/11/2019	21/11/2019	21/11/2019	02/12/2019	02/12/2019	04/12/2019	21/11/2019	10/12/2019	21/11/2019
C4SL Public Open Space (POS) Residential				BH07024-X-1.00-ES-191120	BH07024-X-1.80-ES-191121	BH07024-X-2.80-ES-191121	BH07024-X-21.80-ES163-191202	BH07024-X-21.80-ES-191202	BH07024-X-28.50-ES-191204	BH07024-X-3.70-ES-191121	BH07024-X-32.35-ES-191210	BH07024-X-4.60-ES-191121		
Chem Group	ChemName	output unit	EQL	BH07024	BH07024	BH07024	BH07024	BH07024	BH07024	BH07024	BH07024	BH07024	BH07024	
Anthrax	Detection of Anthrax (Bacillus Anthracis)	-	-	-	-	-	-	-	-	-	-	-	-	
Metals	Antimony	mg/kg	0.1	-	0.4	0.6	0.9	-	-	-	-	-	-	
	Arsenic	mg/kg	0.3	79	11.1	10.6	9.6	4.6	5.7	2.1	8.6	1.2	32.7	
	Boron	mg/kg	0.5	21000	3.1	3.4	2.7	1.2	1.4	1.3	2	<0.5	9.5	
	Cadmium	mg/kg	0.02	220	0.69	0.33	0.23	<0.1	<0.1	0.2	0.18	0.16	3.08	
	Chromium (hexavalent)	mg/kg	0.1	21	7.7	<0.1	<0.1	<0.1	<0.1	<0.1	<0.1	<0.1	<0.1	
	Chromium	mg/kg	0.5	21	27.6	29.3	24.8	17.1	19.6	3.2	19.7	1.5	71.3	
	Cobalt	mg/kg	0.1	-	-	-	-	-	-	-	-	-	-	
	Copper	mg/kg	0.5	12000	33.4	28.1	29.3	10	10.3	4	18.9	2.6	1509	
	Lead	mg/kg	0.5	630	17	15	28.5	4.9	6.6	1.9	12.2	1.5	971	
	Mercury	mg/kg	0.1	3	<0.1	<0.1	<0.1	<0.1	<0.1	<0.1	<0.1	<0.1	4.51	
	Molybdenum	mg/kg	0.1	-	0.8	0.7	0.6	-	-	-	-	-	9.8	
	Nickel	mg/kg	0.2	2300	34.4	31.9	27.3	15.2	18.2	5.8	29.8	3.3	169.9	
	Selenium	mg/kg	0.5	1100	1.4	1.5	1.2	0.7	0.5	<0.5	1.5	<0.5	1.9	
	Vanadium	mg/kg	0.2	2000	45.3	45.1	43.3	-	-	-	36.8	-	69.7	
	Zinc	mg/kg	1.9	81000	80.7	72.8	68.1	25.1	26.3	25.8	42.6	15	186.4	
Asbestos	Anthophyllite	Detect	-	-	-	-	-	-	-	-	-	-	-	
	Asbestos Containing Material	Detect	-	-	-	-	-	-	-	-	-	-	-	
	Asbestos Analysts Comments	-	-	-	-	-	-	-	-	-	-	-	-	
	Asbestos PCOM Quantification	%	0.001	-	-	-	-	-	-	-	-	-	-	
	Asbestos Quantification Total	%	0.001	-	-	-	-	-	-	-	-	-	-	
	Asbestos: Actinolite	Detect	-	-	-	-	-	-	-	-	-	-	-	
	Additional Asbestos Components (Using TM048)	Comment	-	-	-	-	-	-	-	-	-	-	-	
	Crocidolite Asbestos	Detect	-	-	-	-	-	-	-	-	-	-	-	
	Asbestos Gravimetric Quantification	%	0.001	-	-	-	-	-	-	-	-	-	-	
	Asbestos ID (Stage 1)	Detect	-	NAD	NAD	NAD	NAD	NAD	NAD	NAD	NAD	NAD	NAD	
	Chrysotile Asbestos	Detect	-	-	-	-	-	-	-	-	-	-	-	
	Amosite Asbestos	Detect	-	-	-	-	-	-	-	-	-	-	-	
	Non-Asbestos Fibre	Detect	-	-	-	-	-	-	-	-	-	-	-	
	Tremolite	Detect	-	-	-	-	-	-	-	-	-	-	-	
Inorganics	Ammoniacal Nitrogen as N	mg/kg	12	-	-	-	-	-	-	-	-	-	-	
	Cyanide (Free)	mg/kg	0.5	-	<0.5	<0.5	<0.5	<0.5	<0.5	<0.5	<0.5	<0.5	<0.5	
	Cyanide Total	mg/kg	0.5	-	<0.5	<0.5	<0.5	<0.5	<0.5	<0.5	<0.5	<0.5	4.1	
	Cyanides-complex	mg/kg	1	-	-	-	-	-	-	-	-	-	-	
	Phosphorus	mg/kg	4	-	-	-	-	-	-	-	-	-	-	
PAH	Coronene	mg/kg	0.3	-	-	-	-	-	-	-	-	-	<0.3	
	Naphthalene	mg/kg	0.005	4900	<0.08	<0.08	<0.08	<0.08	<0.08	<0.08	<0.08	<0.08	<0.1 - 0.24	
	Acenaphthene	mg/kg	0.008	15000	<0.08	<0.08	<0.08	<0.08	<0.08	<0.08	<0.08	<0.08	<0.08	
	Acenaphthylene	mg/kg	0.012	19000	<0.08	<0.08	<0.08	<0.08	<0.08	<0.08	<0.08	<0.08	<0.1 - 0.11	
	Fluoranthene	mg/kg	0.017	3100	<0.08	<0.08	0.09	<0.08	<0.08	<0.08	<0.08	<0.08	0.821 - 1.86	
	Anthracene	mg/kg	0.016	74000	<0.08	<0.08	<0.08	<0.08	<0.08	<0.08	<0.08	<0.08	0.138 - 0.2	
	Phenanthrene	mg/kg	0.015	3100	<0.08	<0.08	<0.08	<0.08	<0.08	<0.08	<0.08	<0.08	0.519 - 0.67	
	Fluorene	mg/kg	0.01	9900	<0.08	<0.08	<0.08	<0.08	<0.08	<0.08	<0.08	<0.08	<0.08	
	Chrysene	mg/kg	0.01	57	<0.08	<0.08	<0.08	<0.08	<0.08	<0.08	<0.08	<0.08	0.658 - 1.39	
	Pyrene	mg/kg	0.015	7400	<0.08	<0.08	0.08	<0.08	<0.08	<0.08	<0.08	<0.08	0.751 - 1.67	
	Benzo(a)anthracene	mg/kg	0.014	29	<0.08	<0.08	<0.08	<0.08	<0.08	<0.08	<0.08	<0.08	0.822 - 1.38	
	Benzo(b)fluoranthene	mg/kg	0.015	71	<0.08	<0.08	<0.08	<0.08	<0.08	<0.08	<0.08	<0.08	1.54 - 2.5	
	Benzo(k)fluoranthene	mg/kg	0.014	190	<0.08	<0.08	<0.08	<0.08	<0.08	<0.08	<0.08	<0.08	0.461 - 0.82	
	Benzo(a)pyrene	mg/kg	0.015	5.7	<0.08	<0.08	<0.08	<0.08	<0.08	<0.08	<0.08	<0.08	0.945 - 1.93	
	Dibenz(a,h)anthracene	mg/kg	0.023	0.57	<0.08	<0.08	<0.08	<0.08	<0.08	<0.08	<0.08	<0.08	<0.5 - 0.37	
	Benzo(g,h,i)perylene	mg/kg	0.024	640	<0.08	<0.08	<0.08	<0.08	<0.08	<0.08	<0.08	<0.08	0.851 - 1.81	
	Indeno(1,2,3-c,d)pyrene	mg/kg	0.018	82	<0.08	<0.08	<0.08	<0.08	<0.08	<0.08	<0.08	<0.08	0.801 - 1.93	
	PAH 16 Total	mg/kg	0.118	-	<1.28	<1.28	<1.28	<1.28	<1.28	<1.28	<1.28	<1.28	<1.7	
TPH CWG	>C6-Aliphatics	mg/kg	0.01	(see 157000) <sup>PS</sup>	<0.2	<0.2	<0.2	-	-	-	<0.2	-	<0.2	
	>C6-C7 Aliphatics	mg/kg	0.2	600000	<0.2	<0.2	<0.2	-	-	-	<0.2	-	<0.2	
	>C6-C8 Aliphatics	mg/kg	0.01	600000	<0.2	<0.2	<0.2	-	-	-	<0.2	-	<0.2	
	>C10-C44 Aliphatics	mg/kg	5	-	-	-	-	-	-	-	-	-	-	
	>C7-C8 Aliphatics	mg/kg	0.2	-	<0.2	<0.2	<0.2	-	-	-	<0.2	-	<0.2	
	>C10-C44 Aliphatics/Aromatics	mg/kg	10	-	-	-	-	-	-	-	-	-	-	
	>C8-C10 Aliphatics	mg/kg	0.01	13000	<0.2	<0.2	<0.2	-	-	-	<0.2	-	<0.2 - 37.8	
	>C10-C12 Aliphatics	mg/kg	0.01	13000	<4	<4	<4	-	-	-	<4	-	<4	
	>C12-C16 Aliphatics	mg/kg	0.1	13000	<4	<4	<4	-	-	-	<4	-	40	
	>C16-C21 Aliphatics	mg/kg	0.1	125000 <sup>PS</sup>	<4	<4	<4	-	-	-	<4	-	22.9	
	>C21-C35 Aliphatics	mg/kg	0.1	125000 <sup>PS</sup>	<8.76	24.5	60.6	-	-	-	<8.76	-	325	
	>C35-C44 Aliphatics	mg/kg	0.1	250000	-	-	-	-	-	-	-	-	-	
	>C5-C10 Aliphatics	mg/kg	0.05	-	-	-	-	-	-	-	-	-	-	
	>C8-C40 Aliphatics	mg/kg	20	-	<20	30.9	71.9	-	-	-	21.4	-	437	
	Total Aliphatics >C12-C44	mg/kg	0.1	-	-	-	-	-	-	-	-	-	-	
	>E5-EC10 Aromatics	mg/kg	0.05	-	-	-	-	-	-	-	-	-	-	
	>E5-EC7 Aromatics	mg/kg	0.01	56000	<0.01	<0.01	<0.01	-	-	-	<0.01	-	<0.01	
	>EC6-EC7 Aromatics	mg/kg	0.01	-	-	-	-	-	-	-	-	-	-	
	>E7-EC8 Aromatics	mg/kg	0.01	56000	<0.01	<0.01	<0.01	-	-	-	<0.01	-	<0.01	
	>EC8-EC10 Aromatics	mg/kg	0.01	5000	<4	<4	<4	-	-	-	<4	-	<4	
	>EC10-EC12 Aromatics	mg/kg	0.01	5000	<4	<4	<4	-	-	-	<4	-	<4	
	>EC8-EC40 Aromatics	mg/kg	20	-	<20	59.7	26.9	-	-	-	<20	-	293	
	>EC10-EC44 Aromatics	mg/kg	5	-	-	-	-	-	-	-	-	-	-	
	>EC12-EC16 Aromatics	mg/kg	0.1	5100	4.89	4.05	<4	-	-	-	<4	-	<4	
	>EC16-EC21 Aromatics	mg/kg	0.1	3800	<4	6.3	4.25	-	-	-	4.44	-	16.8	
	>EC21-EC35 Aromatics	mg/kg	0.1	3800	<8.76	43.6	19.3	-	-	-	9.91	-	205	
	>EC35-EC44 Aromatics	mg/kg	0.1	3800	-	-	-	-	-	-	-	-	-	
	>EC40-EC44 Aromatics	mg/kg	0.1	-	-	-	-	-	-	-	-	-	-	
	>EC12-EC44 Aromatics	mg/kg	0.1	-	-	-	-	-	-	-	-	-	-	
	TPH Aliphatics & Aromatics >C5-44	mg/kg	0.1	-	-	-	-	-	-	-	-	-	-	

Chem Group	ChemName	output unit	EQL	Matrix Description										
				LQM S4UL Public Open Space (POS) Residential - 1% SOM										
				Sample Date Time										
				20/11/2019	21/11/2019	21/11/2019	02/12/2019	02/12/2019	04/12/2019	21/11/2019	10/12/2019	21/11/2019		
C4SL Public Open Space (POS) Residential				BH07024-X-1.00-ES-191120	BH07024-X-1.80-ES-191121	BH07024-X-2.80-ES-191121	BH07024-X-21.80-ES163-191202	BH07024-X-21.80-ES-191202	BH07024-X-28.50-ES-191204	BH07024-X-3.70-ES-191121	BH07024-X-32.35-ES-191210	BH07024-X-4.60-ES-191121		
				BH07024	BH07024	BH07024	BH07024	BH07024	BH07024	BH07024	BH07024	BH07024		
				1	1.8	2.8	21.8	21.8	28.5	3.7	32.35	4.6		
				20/11/2019	21/11/2019	21/11/2019	02/12/2019	02/12/2019	04/12/2019	21/11/2019	10/12/2019	21/11/2019		
TPH	>C6-C8	mg/kg	0.02	<0.2	<0.2	<0.2	-	-	-	-	<0.2	-	<0.2	
	>C6-C7	mg/kg	0.02	<0.2	<0.2	<0.2	-	-	-	-	<0.2	-	<0.2	
	>C7-C8	mg/kg	0.02	<0.2	<0.2	<0.2	-	-	-	-	<0.2	-	<0.2	
	>C6-C9	mg/kg	0.2	-	-	-	-	-	-	-	-	-	-	
	>C8-C10	mg/kg	0.02	<0.2	<0.2	<0.2	<2	<2	<2	<2	<2	<2	<2	
	>C10-C12	mg/kg	0.02	-	-	-	<2	<2	<2	<2	-	<2	-	
	>C12-C16	mg/kg	2	-	-	-	<2	<2	<2	<2	-	2.01	-	
	>C16-C21	mg/kg	2	-	-	-	<2	<2	2.5	<2	-	2.27	-	
	>C21-C28	mg/kg	35	-	-	-	-	-	-	-	-	-	-	
	>C21-C35	mg/kg	4.38	-	-	-	6.19	9.67	-	<4.38	-	9.67	-	
	>C28-C35	mg/kg	35	-	-	-	-	-	-	-	-	-	-	
	>C31-C40	mg/kg	10	-	-	-	-	-	-	-	-	-	-	
	>C35-C40	mg/kg	35	-	-	-	<10	<10	<10	<10	-	11.3	-	
	GRO >C5-10	mg/kg	0.02	-	-	-	-	-	-	-	-	-	-	
	TPH >C8-C40	mg/kg	10	-	-	-	<10.2	<13.4	<10.2	-	<16.1	-	-	
	EPH >C5-40	mg/kg	35	-	-	-	-	-	-	-	-	-	-	
	EPH >C10-40	mg/kg	35	-	-	-	-	-	-	-	-	-	-	
	GRO	mg/kg	0.2	<0.2	<0.2	<0.2	-	-	-	-	<0.2	-	<0.2	
	TPH by GC/ED (AR)	mg/kg	10	-	-	-	<10	19.2	<10	-	-	15.9	-	
BTEX and MTE	Benzene	mg/kg	0.001	140	72	<0.001	<0.001	<0.001	-	<10	<0.001	-	<0.01	
	Toluene	mg/kg	0.005		56000	<0.005	<0.005	<0.005	-	-	<0.005	-	<0.01	
	Ethylbenzene	mg/kg	0.002		24000	<0.01	<0.01	<0.01	-	-	<0.01	-	<0.002	
	Xylene (m & o)	mg/kg	0.004		41000	0.005	<0.004	<0.004	-	-	<0.004	-	-	
	Xylene (o)	mg/kg	0.002		41000	0.003	<0.002	<0.002	-	-	<0.002	-	-	
	Xylene Total	mg/kg	0.02			<0.03	<0.03	<0.03	-	-	<0.03	-	<0.03	
	MTE	mg/kg	0.001			-	-	-	-	-	-	-	<0.001	
	Total BTEX	mg/kg	0.04			-	-	-	-	-	-	-	-	
VOC	Styrene	mg/kg	0.001			-	-	-	-	-	-	-	<0.01	
	cis-1,3-dichloroethene	mg/kg	0.001			-	-	-	-	-	-	-	<0.001	
	trans-1,3-dichloroethene	mg/kg	0.001			-	-	-	-	-	-	-	<0.001	
	1,1,1,2-tetrachloroethane	mg/kg	0.001	1400		-	-	-	-	-	-	-	<0.001	
	1,1,1-trichloroethane	mg/kg	0.001	140000		-	-	-	-	-	-	-	<0.001	
	1,1,2,2-tetrachloroethane	mg/kg	0.001	1400		-	-	-	-	-	-	-	<0.001	
	1,1,2-trichloroethane	mg/kg	0.001			-	-	-	-	-	-	-	<0.001	
	1,1-dichloroethane	mg/kg	0.001			-	-	-	-	-	-	-	<0.001	
	1,1-dichloroethene	mg/kg	0.001			-	-	-	-	-	-	-	<0.001	
	1,1-dichloroethane	mg/kg	0.001			-	-	-	-	-	-	-	<0.001	
	1,2-dichloroethane	mg/kg	0.001			-	-	-	-	-	-	-	<0.001	
	1,2-dichloroethene	mg/kg	0.001			-	-	-	-	-	-	-	<0.001	
	1,2-dibromoethane	mg/kg	0.001			-	-	-	-	-	-	-	<0.001	
	1,2-dichloroethane	mg/kg	0.001	29		-	-	-	-	-	-	-	<0.001	
	1,2-dichloroethene	mg/kg	0.001			-	-	-	-	-	-	-	<0.001	
	1,3,5-trimethylbenzene	mg/kg	0.001			-	-	-	-	-	-	-	<0.001	
	1,3-dichloropropane	mg/kg	0.001			-	-	-	-	-	-	-	<0.001	
	2,2-dichloropropane	mg/kg	0.001			-	-	-	-	-	-	-	<0.001	
	2-chlorotoluene	mg/kg	0.001			-	-	-	-	-	-	-	<0.001	
	4-chlorotoluene	mg/kg	0.001			-	-	-	-	-	-	-	<0.001	
	Bromobenzene	mg/kg	0.001			-	-	-	-	-	-	-	<0.001	
	Bromochloromethane	mg/kg	0.001			-	-	-	-	-	-	-	<0.001	
	Bromodichloromethane	mg/kg	0.001			-	-	-	-	-	-	-	<0.001	
	Bromofrom	mg/kg	0.001			-	-	-	-	-	-	-	<0.001	
	Bromomethane	mg/kg	0.001			-	-	-	-	-	-	-	<0.001	
	Carbon disulfide	mg/kg	0.007	11000		-	-	-	-	-	-	-	-	
	Carbon tetrachloride	mg/kg	0.001	890		-	-	-	-	-	-	-	<0.01	
	Chlorodibromomethane	mg/kg	0.001			-	-	-	-	-	-	-	<0.001	
	Chloroethane	mg/kg	0.002			-	-	-	-	-	-	-	<0.002	
	Chloroform	mg/kg	0.001	2500		-	-	-	-	-	-	-	<0.002	
	Chloromethane	mg/kg	0.003			-	-	-	-	-	-	-	<0.003	
	cis-1,2-dichloroethene	mg/kg	0.005			-	-	-	-	-	-	-	<0.005	
	Dibromomethane	mg/kg	0.001			-	-	-	-	-	-	-	<0.001	
	Dichlorodifluoromethane	mg/kg	0.001			-	-	-	-	-	-	-	<0.001	
	Dichloromethane	mg/kg	0.01			-	-	-	-	-	-	-	-	
	Isopropylbenzene	mg/kg	0.001			-	-	-	-	-	-	-	<0.001	
	n-butylbenzene	mg/kg	0.001			-	-	-	-	-	-	-	<0.001	
	n-propylbenzene	mg/kg	0.001			-	-	-	-	-	-	-	<0.001	
	p-isocrotyltoluene	mg/kg	0.001			-	-	-	-	-	-	-	<0.001	
	sec-butylbenzene	mg/kg	0.001			-	-	-	-	-	-	-	<0.001	
	Trichloroethene	mg/kg	0.001	120		-	-	-	-	-	-	-	0.002	
	tert-butylbenzene	mg/kg	0.001			-	-	-	-	-	-	-	<0.001	
	Tetrachloroethene	mg/kg	0.003	1400		-	-	-	-	-	-	-	0.005	
	trans-1,2-dichloroethene	mg/kg	0.001			-	-	-	-	-	-	-	<0.001	
	Trichlorofluoromethane	mg/kg	0.001			-	-	-	-	-	-	-	<0.001	
	Vinyl chloride	mg/kg	0.001	3.5		-	-	-	-	-	-	-	<0.001	
	tert-Amvl methyl ether	mg/kg	0.01			-	-	-	-	-	-	-	-	
VOC/SVOC	1,2,3-trichlorobenzene	mg/kg	0.001		1800	-	-	-	-	-	-	-	<0.003	
	1,2,4-trichlorobenzene	mg/kg	0.003		15000	-	-	-	-	-	-	-	<0.003	
	1,2-dichlorobenzene	mg/kg	0.001		90000	-	-	-	-	-	-	-	<0.001	
	1,3,5-Trichlorobenzene	mg/kg	0.001		1700	-	-	-	-	-	-	-	-	
	1,3-dichlorobenzene	mg/kg	0.001		300	-	-	-	-	-	-	-	<0.001	
	1,4-dichlorobenzene	mg/kg	0.001		17000	-	-	-	-	-	-	-	<0.001	
	Chlorobenzene	mg/kg	0.001		11000	-	-	-	-	-	-	-	<0.001	
	Hexachlorobutadiene	mg/kg	0.002		25	-	-	-	-	-	-	-	<0.002	

		Field ID	BH07024-X-1.00-ES-191120	BH07024-X-1.80-ES-191121	BH07024-X-2.80-ES-191121	BH07024-X-21.80-ES163-191202	BH07024-X-21.80-ES-191202	BH07024-X-21.80-ES-191202	BH07024-X-28.50-ES-191204	BH07024-X-3.70-ES-191121	BH07024-X-32.35-ES-191210	BH07024-X-4.60-ES-191121	
		Location Code	BH07024	BH07024	BH07024	BH07024	BH07024	BH07024	BH07024	BH07024	BH07024	BH07024	
		Sample Depth Range	1	1.8	2.8	21.8	21.8	21.8	28.5	3.7	32.35	4.6	
		Sample Date	20/11/2019	21/11/2019	21/11/2019	02/12/2019	02/12/2019	02/12/2019	04/12/2019	21/11/2019	10/12/2019	21/11/2019	
		Matrix Description	LQM S4UL Public Open Space (POS) Residential - 1% SOM										
Chem Group	ChemName	output unit	EQ1	C4SL Public Open Space (POS) Residential									
SVOC	Benzyl alcohol	mg/kg	0.6	-	-	-	-	-	-	-	-	-	<0.5
	Diphenyl ether	mg/kg	0.1	-	-	-	-	-	-	-	-	-	<0.1
	4-bromophenyl phenyl ether	mg/kg	0.1	-	-	-	-	-	-	-	-	-	<0.1
	4-nitroaniline	mg/kg	0.1	-	-	-	-	-	-	-	-	-	<0.6
	4-nitrophenol	mg/kg	0.1	-	-	-	-	-	-	-	-	-	<0.6
	1,1-Biohenyl	mg/kg	0.1	-	-	-	-	-	-	-	-	-	<0.1
	1,2,3,4-tetrachlorobenzene	mg/kg	0.001	830	-	-	-	-	-	-	-	-	-
	1-Methylnaphthalene	mg/kg	0.1	-	-	-	-	-	-	-	-	-	<0.1
	2,4,5-trichlorophenol	mg/kg	0.1	-	-	-	-	-	-	-	-	-	<0.1
	2,4,6-trichlorophenol	mg/kg	0.1	-	-	-	-	-	-	-	-	-	<0.1
	2,4-dichlorophenol	mg/kg	0.1	-	-	-	-	-	-	-	-	-	<0.1
	2,4-dimethylphenol	mg/kg	0.1	-	-	-	-	-	-	-	-	-	<0.1
	2,4-dinitrophenol	mg/kg	0.5	-	-	-	-	-	-	-	-	-	<0.6
	2,4-dinitrotoluene	mg/kg	0.1	-	-	-	-	-	-	-	-	-	<0.2
	2,6-dinitrotoluene	mg/kg	0.1	-	-	-	-	-	-	-	-	-	<0.5
	2-chloronaphthalene	mg/kg	0.1	-	-	-	-	-	-	-	-	-	<0.1
	2-chlorophenol	mg/kg	0.1	-	-	-	-	-	-	-	-	-	<0.1
	2-methylnaphthalene	mg/kg	0.1	-	-	-	-	-	-	-	-	-	<0.1
	2-methylphenol	mg/kg	0.1	-	-	-	-	-	-	-	-	-	<0.1
	2-nitroaniline	mg/kg	0.1	-	-	-	-	-	-	-	-	-	<0.6
	2-nitrophenol	mg/kg	0.1	-	-	-	-	-	-	-	-	-	<0.1
	3-nitroaniline	mg/kg	0.1	-	-	-	-	-	-	-	-	-	<14.6
	4,6-Dinitro-2-methylphenol	mg/kg	0.2	-	-	-	-	-	-	-	-	-	<0.2
	4-chloro-3-methylphenol	mg/kg	0.1	-	-	-	-	-	-	-	-	-	<0.1
	4-chloroaniline	mg/kg	0.1	-	-	-	-	-	-	-	-	-	<0.6
	4-chlorophenol	mg/kg	0.5	620	-	-	-	-	-	-	-	-	<0.6
	4-chlorophenyl phenyl ether	mg/kg	0.1	-	-	-	-	-	-	-	-	-	<0.1
	4-methylphenol	mg/kg	0.1	-	-	-	-	-	-	-	-	-	<0.1
	Azobenzene	mg/kg	0.1	-	-	-	-	-	-	-	-	-	<0.3
	Benzoic Acid	mg/kg	0.5	-	-	-	-	-	-	-	-	-	<0.6
	Bis(2-chlorophenyl) methane	mg/kg	0.1	-	-	-	-	-	-	-	-	-	<0.1
	Bis(2-chlorophenyl) ether	mg/kg	0.1	-	-	-	-	-	-	-	-	-	<0.1
	Bis(2-chloroisopropyl) ether	mg/kg	0.1	-	-	-	-	-	-	-	-	-	<0.6
	Bis(2-ethylhexyl) phthalate	mg/kg	0.1	-	-	-	-	-	-	-	-	-	1.16
	Butyl benzyl phthalate	mg/kg	0.1	-	-	-	-	-	-	-	-	-	<0.2
	Cabazole	mg/kg	0.1	-	-	-	-	-	-	-	-	-	<0.6
	Dibenzofuran	mg/kg	0.1	-	-	-	-	-	-	-	-	-	<0.1
	Diethylphthalate	mg/kg	0.1	-	-	-	-	-	-	-	-	-	<0.1
	Dimethyl phthalate	mg/kg	0.1	-	-	-	-	-	-	-	-	-	<0.1
	Di-n-butyl phthalate	mg/kg	0.1	-	-	-	-	-	-	-	-	-	<0.1
	Di-n-octyl phthalate	mg/kg	0.1	-	-	-	-	-	-	-	-	-	<0.2
	Hexachlorobenzene	mg/kg	0.002	16	-	-	-	-	-	-	-	-	<0.1
	Hexachlorocyclopentadiene	mg/kg	0.1	-	-	-	-	-	-	-	-	-	<0.1
	Hexachloroethane	mg/kg	0.1	-	-	-	-	-	-	-	-	-	<0.1
	Isophorone	mg/kg	0.1	-	-	-	-	-	-	-	-	-	<0.1
Nitrobenzene	mg/kg	0.1	-	-	-	-	-	-	-	-	-	<0.6	
N-nitrosodi-n-propylamine	mg/kg	0.1	-	-	-	-	-	-	-	-	-	<0.9	
n-Nitrosodiphenylamine	mg/kg	0.1	-	-	-	-	-	-	-	-	-	<0.1	
Pentachlorobenzene	mg/kg	0.001	100	-	-	-	-	-	-	-	-	-	
Pentachloronitrobenzene	mg/kg	0.05	-	-	-	-	-	-	-	-	-	-	
Pentachlorophenol	mg/kg	0.1	60	-	-	-	-	-	-	-	-	<0.6	
PCB	PCB-110	mg/kg	-	-	-	-	-	-	-	-	-	-	-
	PCB-128	mg/kg	-	-	-	-	-	-	-	-	-	-	-
	PCB-141	mg/kg	-	-	-	-	-	-	-	-	-	-	-
	PCB-149	mg/kg	-	-	-	-	-	-	-	-	-	-	-
	PCB-151	mg/kg	-	-	-	-	-	-	-	-	-	-	-
	PCB-158	mg/kg	-	-	-	-	-	-	-	-	-	-	-
	PCB-170	mg/kg	-	-	-	-	-	-	-	-	-	-	-
	PCB-18	mg/kg	-	-	-	-	-	-	-	-	-	-	-
	PCB-183	mg/kg	-	-	-	-	-	-	-	-	-	-	-
	PCB-187	mg/kg	-	-	-	-	-	-	-	-	-	-	-
	PCB-194	mg/kg	-	-	-	-	-	-	-	-	-	-	-
	PCB-31	mg/kg	-	-	-	-	-	-	-	-	-	-	-
	PCB-44	mg/kg	-	-	-	-	-	-	-	-	-	-	-
	PCB-49	mg/kg	-	-	-	-	-	-	-	-	-	-	-
	2,2,4,4-tetrachloro-1,1-Biphenyl	mg/kg	-	-	-	-	-	-	-	-	-	-	-
	2,3,4,4-tetrachloro-1,1-Biphenyl	mg/kg	-	-	-	-	-	-	-	-	-	-	-
	Heptachlorobiphenyl, 2,3,3,4,4,5,5- (PCB 189)	mg/kg	0.003	<0.005	<0.005	<0.005	<0.005	<0.005	<0.005	<0.005	<0.005	<0.005	<0.005
	Hexachlorobiphenyl, 2,3,3,4,4,5- (PCB 156)	mg/kg	0.003	<0.005	<0.005	<0.005	<0.005	<0.005	<0.005	<0.005	<0.005	<0.005	<0.005
	Hexachlorobiphenyl, 2,3,3,4,4,5- (PCB 157)	mg/kg	0.003	<0.005	<0.005	<0.005	<0.005	<0.005	<0.005	<0.005	<0.005	<0.005	<0.005
	Hexachlorobiphenyl, 2,3,4,4,5,5- (PCB 167)	mg/kg	0.003	<0.005	<0.005	<0.005	<0.005	<0.005	<0.005	<0.005	<0.005	<0.005	<0.005
	Hexachlorobiphenyl, 3,3,4,4,5,5- (PCB 169)	mg/kg	0.003	<0.005	<0.005	<0.005	<0.005	<0.005	<0.005	<0.005	<0.005	<0.005	<0.005
	PCB 101	mg/kg	0.003	<0.005	<0.005	<0.005	<0.005	<0.005	<0.005	<0.005	<0.005	<0.005	<0.005
	PCB 118	mg/kg	0.003	<0.005	<0.005	<0.005	<0.005	<0.005	<0.005	<0.005	<0.005	<0.005	<0.005
	PCB 138	mg/kg	0.003	<0.005	<0.005	<0.005	<0.005	<0.005	<0.005	<0.005	<0.005	<0.005	<0.005
	PCB 153	mg/kg	0.003	<0.005	<0.005	<0.005	<0.005	<0.005	<0.005	<0.005	<0.005	<0.005	<0.005
	PCB 160	mg/kg	0.003	<0.005	<0.005	<0.005	<0.005	<0.005	<0.005	<0.005	<0.005	<0.005	<0.005
	PCB 26	mg/kg	0.003	<0.005	<0.005	<0.005	<0.005	<0.005	<0.005	<0.005	<0.005	<0.005	<0.005
	PCB 52	mg/kg	0.003	<0.005	<0.005	<0.005	<0.005	<0.005	<0.005	<0.005	<0.005	<0.005	<0.005
	Pentachlorobiphenyl, 2,3,3,4,4- (PCB 105)	mg/kg	0.003	<0.005	<0.005	<0.005	<0.005	<0.005	<0.005	<0.005	<0.005	<0.005	<0.005
	Pentachlorobiphenyl, 2,3,3,4,4,5- (PCB 114)	mg/kg	0.003	<0.005	<0.005	<0.005	<0.005	<0.005	<0.005	<0.005	<0.005	<0.005	<0.005
	Pentachlorobiphenyl, 2,3,4,4,5- (PCB 123)	mg/kg	0.003	<0.005	<0.005	<0.005	<0.005	<0.005	<0.005	<0.005	<0.005	<0.005	<0.005
Pentachlorobiphenyl, 3,3,4,4,5- (PCB 126)	mg/kg	0.003	<0.005	<0.005	<0.005	<0.005	<0.005	<0.005	<0.005	<0.005	<0.005	<0.005	
Tetrachlorobiphenyl, 3,3,4,4- (PCB 77)	mg/kg	0.003	<0.005	<0.005	<0.005	<0.005	<0.005	<0.005	<0.005	<0.005	<0.005	<0.005	
Tetrachlorobiphenyl, 3,4,4,5- (PCB 81)	mg/kg	0.003	<0.005	<0.005	<0.005	<0.005	<0.005	<0.005	<0.005	<0.005	<0.005	<0.005	
Total PCB 7 congeners	mg/kg	0.021	-	-	-	-	-	-	-	-	-	-	
Total PCB WHO 12	mg/kg	0.036	-	-	-	-	-	-	-	-	-	-	

Chem Group	ChemName	output unit	EQL	Field ID	BH07024-X-1.00-ES-191120	BH07024-X-1.80-ES-191121	BH07024-X-2.80-ES-191121	BH07024-X-21.80-ES163-191202	BH07024-X-21.80-ES-191202	BH07024-X-28.50-ES-191204	BH07024-X-3.70-ES-191121	BH07024-X-32.35-ES-191210	BH07024-X-4.60-ES-191121		
				Location Code	BH07024	BH07024	BH07024	BH07024	BH07024	BH07024	BH07024	BH07024	BH07024	BH07024	BH07024
				Sample Depth Range	1	1.8	2.8	21.8	21.8	28.5	3.7	32.35	4.6		
				Sampled Date Time	20/11/2019	21/11/2019	21/11/2019	02/12/2019	02/12/2019	04/12/2019	21/11/2019	10/12/2019	21/11/2019		
				Matrix Description	LQM S4UL Public Open Space (POS) Residential - 1% SOM										
				C4SUL Public Open Space (POS) Residential											
Phenolics	Xenonols	mg/kg	0.015	-	-	-	-	-	-	-	-	-	-		
	Phenol Index	mg/kg	0.5	<0.5	<0.5	<0.5	<0.5	<0.5	<0.5	<0.5	<0.5	<0.5	<0.5		
	3-84-methylphenol	mg/kg	0.1	-	-	-	-	-	-	-	-	-	<0.1		
	Cresol Total	mg/kg	0.01	-	-	-	-	-	-	-	-	-	-		
Phenols Monohydric	Phenol	mg/kg	0.01	-	-	-	-	-	-	-	-	-	<0.1		
	Phenols Monohydric	mg/kg	0.035	-	-	-	-	-	-	-	-	-	-		
	Dibutyltin	mg/kg	-	-	-	-	-	-	-	-	-	-	-		
	Monophenyltin	mg/kg	-	-	-	-	-	-	-	-	-	-	-		
Organotins	Diphenyltin	mg/kg	-	-	-	-	-	-	-	-	-	-	-		
	Monobutyltin	mg/kg	-	-	-	-	-	-	-	-	-	-	-		
	Tetraethyltin	mg/kg	-	-	-	-	-	-	-	-	-	-	-		
	Tributyltin	mg/kg	0.001	<0.005	<0.005	<0.005	-	-	-	-	<0.005	-	<0.005		
Pesticides	Triphenyltin	mg/kg	-	-	-	-	-	-	-	-	-	-	-		
	Ethion	mg/kg	0.002	-	-	-	-	-	-	-	-	-	-		
	Hepachlor epoxide	mg/kg	0.002	-	-	-	-	-	-	-	-	-	-		
	Methachlor	mg/kg	0.002	-	-	-	-	-	-	-	-	-	-		
Pesticides	Propetamphos	mg/kg	0.002	-	-	-	-	-	-	-	-	-	-		
	Simetryn	mg/kg	0.05	-	-	-	-	-	-	-	-	-	-		
	Sodium Acifluorfen	mg/kg	-	-	-	-	-	-	-	-	-	-	-		
	Tecusene	mg/kg	0.003	-	-	-	-	-	-	-	-	-	-		
Pesticides	2,4,5-TP (Silvex)	mg/kg	-	-	-	-	-	-	-	-	-	-	-		
	Hedonal	mg/kg	-	-	-	-	-	-	-	-	-	-	-		
	2,4-DDT	mg/kg	0.003	-	-	-	-	-	-	-	-	-	-		
	2,4-Dichloroac	mg/kg	-	-	-	-	-	-	-	-	-	-	-		
Pesticides	4-(2,4-Dichlorophenoxy)butyric Acid (2,4-DB)	mg/kg	-	-	-	-	-	-	-	-	-	-	-		
	4,4-DDE	mg/kg	0.005	-	-	-	-	-	-	-	-	-	-		
	4-Chlorophenoxy acetic acid	mg/kg	-	-	-	-	-	-	-	-	-	-	-		
	a-BHC	mg/kg	0.002	24	-	-	-	-	-	-	-	-	-		
Pesticides	Aldrin	mg/kg	0.002	18	-	-	-	-	-	-	-	-	-		
	Ametryn	mg/kg	0.05	-	-	-	-	-	-	-	-	-	-		
	Acetyl (hexenil)	mg/kg	-	-	-	-	-	-	-	-	-	-	-		
	Atrazin	mg/kg	0.05	1200	-	-	-	-	-	-	-	-	-		
Pesticides	Azinophos methyl	mg/kg	0.005	-	-	-	-	-	-	-	-	-	-		
	b-BHC	mg/kg	0.002	8.1	-	-	-	-	-	-	-	-	-		
	Bentazone	mg/kg	0.1	-	-	-	-	-	-	-	-	-	-		
	Bromoxynil	mg/kg	-	-	-	-	-	-	-	-	-	-	-		
Pesticides	Carbofenthothion	mg/kg	0.003	-	-	-	-	-	-	-	-	-	-		
	chlordan	mg/kg	0.002	-	-	-	-	-	-	-	-	-	-		
	Chlordane (cis)	mg/kg	0.002	-	-	-	-	-	-	-	-	-	-		
	Azinphos Ethyl	mg/kg	0.005	-	-	-	-	-	-	-	-	-	-		
Pesticides	Chlordane (trans)	mg/kg	0.05	-	-	-	-	-	-	-	-	-	-		
	Chlorfenvinphos	mg/kg	0.003	-	-	-	-	-	-	-	-	-	-		
	Chlorotoluron	mg/kg	-	-	-	-	-	-	-	-	-	-	-		
	Chlorovifos	mg/kg	0.002	-	-	-	-	-	-	-	-	-	-		
Pesticides	Chlorpyrifos-methyl	mg/kg	0.002	-	-	-	-	-	-	-	-	-	-		
	Cyanazine	mg/kg	-	-	-	-	-	-	-	-	-	-	-		
	d-BHC	mg/kg	0.002	-	-	-	-	-	-	-	-	-	-		
	DDD	mg/kg	0.005	-	-	-	-	-	-	-	-	-	-		
Pesticides	DDT	mg/kg	0.005	-	-	-	-	-	-	-	-	-	-		
	Chlorfalonil	mg/kg	0.002	-	-	-	-	-	-	-	-	-	-		
	Diazinon	mg/kg	0.001	-	-	-	-	-	-	-	-	-	-		
	Dicamba	mg/kg	-	-	-	-	-	-	-	-	-	-	-		
Pesticides	Dichlobenil	mg/kg	0.001	-	-	-	-	-	-	-	-	-	-		
	cis-Permethrin	mg/kg	0.003	-	-	-	-	-	-	-	-	-	-		
	Dichlorvos	mg/kg	0.002	16	-	-	-	-	-	-	-	-	-		
	Diclofop	mg/kg	-	-	-	-	-	-	-	-	-	-	-		
Pesticides	Dieldrin	mg/kg	0.005	18	-	-	-	-	-	-	-	-	-		
	Dimethoate	mg/kg	0.003	-	-	-	-	-	-	-	-	-	-		
	Dinoseb	mg/kg	-	-	-	-	-	-	-	-	-	-	-		
	Diuron	mg/kg	-	-	-	-	-	-	-	-	-	-	-		
Pesticides	Endosulfan I	mg/kg	0.001	1200	-	-	-	-	-	-	-	-	-		
	Endosulfan II	mg/kg	0.01	-	-	-	-	-	-	-	-	-	-		
	Endosulfan sulphate	mg/kg	0.005	-	-	-	-	-	-	-	-	-	-		
	Endrin	mg/kg	0.003	-	-	-	-	-	-	-	-	-	-		
Pesticides	Endrin ketone	mg/kg	0.03	-	-	-	-	-	-	-	-	-	-		
	Ethion	mg/kg	0.003	-	-	-	-	-	-	-	-	-	-		
	Fenitrothion	mg/kg	0.005	-	-	-	-	-	-	-	-	-	-		
	Fenitrothion	mg/kg	0.01	-	-	-	-	-	-	-	-	-	-		
Pesticides	Fluroxypyr	mg/kg	0.1	-	-	-	-	-	-	-	-	-	-		

Chem Group	ChemName	output unit	EQL	Matrix Description										
				C4SL Public Open Space (POS) Residential										
				LQM S4UL Public Open Space (POS) Residential - 1% SOM										
Field ID	Location Code	Sample Depth	Range	Sampled Date Time										
				20/11/2019	21/11/2019	21/11/2019	02/12/2019	02/12/2019	04/12/2019	21/11/2019	10/12/2019	21/11/2019		
	g-BHC (Lindane)	mg/kg	0.001	-	-	-	-	-	-	-	-	-	-	
	Heptachlor	mg/kg	0.003	-	-	-	-	-	-	-	-	-	-	
	Isodrin	mg/kg	0.002	-	-	-	-	-	-	-	-	-	-	
	Isoproturon	mg/kg	-	-	-	-	-	-	-	-	-	-	-	
	Linuron	mg/kg	-	-	-	-	-	-	-	-	-	-	-	
	Malathion	mg/kg	0.002	-	-	-	-	-	-	-	-	-	-	
	2-Methyl-4-chlorophenoxyacetic acid	mg/kg	-	-	-	-	-	-	-	-	-	-	-	
	2-Methyl-4-Chlorophenoxy Butanoic Acid	mg/kg	-	-	-	-	-	-	-	-	-	-	-	
	Meconop	mg/kg	-	-	-	-	-	-	-	-	-	-	-	
	Methoxychlor	mg/kg	0.005	-	-	-	-	-	-	-	-	-	-	
	Methyl parathion	mg/kg	0.01	-	-	-	-	-	-	-	-	-	-	
	Mevinphos (Phosdrin)	mg/kg	0.002	-	-	-	-	-	-	-	-	-	-	
	o,p-DDD	mg/kg	0.005	-	-	-	-	-	-	-	-	-	-	
	o,p'-DDE	mg/kg	0.002	-	-	-	-	-	-	-	-	-	-	
	o,p'-Methoxychlor	mg/kg	0.05	-	-	-	-	-	-	-	-	-	-	
	Parathion	mg/kg	0.005	-	-	-	-	-	-	-	-	-	-	
	Pendimethalin	mg/kg	0.01	-	-	-	-	-	-	-	-	-	-	
	Permethrin	mg/kg	0.05	-	-	-	-	-	-	-	-	-	-	
	Permethrin II	mg/kg	0.003	-	-	-	-	-	-	-	-	-	-	
	Phorate	mg/kg	0.01	-	-	-	-	-	-	-	-	-	-	
	Priniphos-methyl	mg/kg	0.002	-	-	-	-	-	-	-	-	-	-	
	Priniphos-ethyl	mg/kg	0.002	-	-	-	-	-	-	-	-	-	-	
	Prometon	mg/kg	0.05	-	-	-	-	-	-	-	-	-	-	
	Prometryn	mg/kg	0.05	-	-	-	-	-	-	-	-	-	-	
	Pronamide	mg/kg	0.002	-	-	-	-	-	-	-	-	-	-	
	Propazine	mg/kg	0.05	-	-	-	-	-	-	-	-	-	-	
	Propiconazole	mg/kg	-	-	-	-	-	-	-	-	-	-	-	
	Propoxycarbazono-sodium	mg/kg	-	-	-	-	-	-	-	-	-	-	-	
	Simazine	mg/kg	0.05	-	-	-	-	-	-	-	-	-	-	
	Terbutryn	mg/kg	0.05	-	-	-	-	-	-	-	-	-	-	
	Terbutylazine	mg/kg	0.05	-	-	-	-	-	-	-	-	-	-	
	Phosalone	mg/kg	0.005	-	-	-	-	-	-	-	-	-	-	
	Phosphamidon	mg/kg	0.005	-	-	-	-	-	-	-	-	-	-	
	Triadimefon	mg/kg	0.002	-	-	-	-	-	-	-	-	-	-	
	Triallate	mg/kg	0.002	-	-	-	-	-	-	-	-	-	-	
	Triclopyr	mg/kg	0.1	-	-	-	-	-	-	-	-	-	-	
	Tricosan	mg/kg	-	-	-	-	-	-	-	-	-	-	-	
	Trifluralin	mg/kg	0.01	-	-	-	-	-	-	-	-	-	-	
	Tebuconazole	mg/kg	-	-	-	-	-	-	-	-	-	-	-	
	Telodrin	mg/kg	0.05	-	-	-	-	-	-	-	-	-	-	
	Triazophos	mg/kg	0.003	-	-	-	-	-	-	-	-	-	-	
SVOC TIC	SVOC TICs - Detect	Detect	-	-	-	-	-	-	-	-	-	-	-	
	Anthraquinone 9,10-	mg/kg	-	-	-	-	-	-	-	-	-	-	-	
	SVOC Tentatively Identified Compounds	mg/kg	0.1	-	-	-	-	-	-	-	-	-	-	
	Aniline	mg/kg	0.3	-	-	-	-	-	-	-	-	-	-	
VOC TIC	VOC TICs - Detect	Detect	-	-	-	-	-	-	-	-	-	-	-	
	VOC Tentatively Identified Compounds	mg/kg	0.05	-	-	-	-	-	-	-	-	-	-	
	Freon 113	mg/kg	0.005	-	-	-	-	-	-	-	-	-	-	
Other	Temperature	°C	-	-	-	-	-	-	-	-	-	-	-	
	Conductivity @ 20°C	µS/cm	14	-	-	-	-	-	-	-	-	-	-	
	% Stones <4mm	%	0	0	0	0	100	0	0	0	0	0	0	
	Fraction of non-crushable material	%	0	0	0	0	0	0	0	0	0	0	0	
	Moisture Content (dried @35°C)	%	-	-	-	-	-	-	-	-	-	-	-	
	Moisture Content 105C	%	0.1	26.9	27.2	25	16.8	14.4	21.4	21.7	22	31.5		
	pH (Lab)	pH Units	1	9.3	9.8	9.9	8.3	8.3	8.4	9.5	8.5	7.5		
	Stone Content	%	0.1	0	5.6	8.5	16.7	12.4	0	8.9	0	8.2		
	Total Organic Carbon	%	0.02	0.81	0.78	0.58	0.32	0.33	0.27	0.28	0.15	18.3		

**Env Stds Comments**  
 #1:GAC is only presented as speciated chromium. 7.7mg/kg is used for hexavalent. If hexavalent chromium (CVI) data is available, a value of 1,500mg/kg r  
 #2:C4SL for lead adopted  
 #3:GAC only presented as speciated mercury. 16mg/kg is used for elemental mercury. If the CSM indicates that elemental mercury is not a CoC and mercury  
 #4:Updated S4UL for nickel  
 #5:S4UL exceeds solubility saturation limit  
 #6:Criteria derived for Al<sup>3</sup>-C16-C35 split between Al<sup>3</sup>-C16-21 & Al<sup>3</sup>-C21-35. Requires summation of fractions to use Al<sup>3</sup>-C16-C35 criteria.  
 #7:Criteria presented is for p-xylene. A separate value is presented for o-xylene.  
 #8:S4UL based on a threshold protective of direct skin contact with phenol

**Legend**

38.2	Results exceeds GAC.
<50	Results MDL is greater than GAC.
NAD	No asbestos detected.
-	Determinand has not been tested for.

**Notes**  
 A range is given where a determinand has been analysed for by more than one method.



		Field ID	BH07024-X-5.50-ES-191121	BH07030-X-3.00-ES-191122	BH07030-X-4.00-ES-191125	BH07030-X-5.00-ES-191125	BH07030-X-6.00-ES-191125	BH07030-X-7.00-ES-191125	BH07031-X-0.05-ES-191127	BH07031-X-1.00-ES-191127	BH07031-X-2.00-ES-191128	
		Location Code	BH07024	BH07030	BH07030	BH07030	BH07030	BH07030	BH07031	BH07031	BH07031	
		Sample Depth Range	5.5	3	4	5	6	7	0.05	1	2	
		Sample Date	21/11/2019	22/11/2019	25/11/2019	25/11/2019	25/11/2019	25/11/2019	27/11/2019	27/11/2019	28/11/2019	
		Matrix Description										
		C4SL Public Open Space (POS) Residential										
		LQM S4UL Public Open Space (POS) Residential - 1% SOM										
Chem Group	ChemName	output unit	EQ1									
TPH	>C6-C8	mg/kg	0.02	<0.2	-	<0.2	<0.2	<0.2	<0.2	-	-	
	>C6-C7	mg/kg	0.02	<0.2	-	<0.2	<0.2	<0.2	<0.2	-	-	
	>C7-C8	mg/kg	0.02	<0.2	-	<0.2	<0.2	<0.2	<0.2	-	-	
	>C6-C9	mg/kg	0.2	-	-	-	-	-	-	-	-	
	>C8-C10	mg/kg	0.02	<0.2	<0.2	<0.2	<0.2	<0.2	<0.2	<0.2	<0.2	
	>C10-C12	mg/kg	0.02	-	<2	-	-	-	-	<2	<2	
	>C12-C16	mg/kg	2	-	<2	-	-	-	<2	4.93	2.69	
	>C16-C21	mg/kg	2	-	9.52	-	-	-	2.85	4.05	12.6	
	>C21-C28	mg/kg	35	-	-	-	-	-	-	-	-	
	>C21-C35	mg/kg	4.38	-	44.7	-	-	-	-	9.02	12.3	
	>C28-C35	mg/kg	35	-	-	-	-	-	-	-	77.2	
	>C31-C40	mg/kg	10	-	-	-	-	-	-	-	-	
	>C35-C40	mg/kg	35	-	65.9	-	-	-	-	10.7	15.4	
	GRO >C5-10	mg/kg	0.02	-	-	-	-	-	-	-	-	
	TPH >C8-C40	mg/kg	10	-	<76.5	-	-	-	-	<14.7	<24.8	
	EPH >C5-40	mg/kg	35	-	-	-	-	-	-	-	<124.2	
	EPH >C10-40	mg/kg	35	-	-	-	-	-	-	-	-	
	GRO	mg/kg	0.2	<0.2	-	<0.2	<0.2	<0.2	<0.2	<0.2	-	-
	GRO >C5-12	mg/kg	0.1	-	-	-	-	-	-	-	-	
	BTEX and MTBE	TPH by GC/ED (AR)	mg/kg	10	-	76.3	-	-	-	-	14.7	24.7
Benzene		mg/kg	0.001	140	72	<0.001	<0.001	<0.001	<0.001	<0.001	<0.001	
Toluene		mg/kg	0.005	-	56000	<0.005	<0.005	<0.005	<0.005	<0.005	<0.005	
Ethylbenzene		mg/kg	0.002	-	24000	<0.002	<0.002	<0.002	<0.002	<0.002	<0.002	
Xylene (m & o)		mg/kg	0.004	-	41000	<0.004	<0.004	<0.004	<0.004	<0.004	<0.004	
Xylene (p)		mg/kg	0.002	-	41000	<0.002	<0.002	<0.002	<0.002	<0.002	<0.002	
Xylene Total		mg/kg	0.02	-	41000	<0.02	<0.02	<0.02	<0.02	<0.02	<0.02	
MTBE		mg/kg	0.001	-	-	-	-	-	-	-	-	
Total BTEX		mg/kg	0.04	-	-	-	-	-	-	-	-	
VOC		Styrene	mg/kg	0.001	-	-	-	-	-	-	-	-
		cis-1,3-dichloroethene	mg/kg	0.001	-	-	-	-	-	-	-	-
		trans-1,3-dichloroethene	mg/kg	0.001	-	-	-	-	-	-	-	-
		1,1,1,2-tetrachloroethane	mg/kg	0.001	1400	-	-	-	-	-	-	-
	1,1,1-trichloroethane	mg/kg	0.001	140000	-	-	-	-	-	-	-	
	1,1,2,2-tetrachloroethane	mg/kg	0.001	1400	-	-	-	-	-	-	-	
	1,1,2-dichloroethane	mg/kg	0.001	-	-	-	-	-	-	-	-	
	1,1-dichloroethane	mg/kg	0.001	-	-	-	-	-	-	-	-	
	1,1-dichloroethene	mg/kg	0.001	-	-	-	-	-	-	-	-	
	1,1-dichloroethane	mg/kg	0.001	-	-	-	-	-	-	-	-	
	1,2-dichloroethane	mg/kg	0.001	-	-	-	-	-	-	-	-	
	1,2-dichloroethene	mg/kg	0.001	-	-	-	-	-	-	-	-	
	1,2-dibromo-3-chloropropane	mg/kg	0.001	-	-	-	-	-	-	-	-	
	1,2-dibromoethane	mg/kg	0.001	-	-	-	-	-	-	-	-	
	1,2-dichloroethane	mg/kg	0.001	29	-	-	-	-	-	-	-	
	1,2-dichloroethene	mg/kg	0.001	-	-	-	-	-	-	-	-	
	1,3,5-trimethylbenzene	mg/kg	0.001	-	-	-	-	-	-	-	-	
	1,3-dichloropropane	mg/kg	0.001	-	-	-	-	-	-	-	-	
	2,2-dichloropropane	mg/kg	0.001	-	-	-	-	-	-	-	-	
	2-chlorotoluene	mg/kg	0.001	-	-	-	-	-	-	-	-	
	4-chlorotoluene	mg/kg	0.001	-	-	-	-	-	-	-	-	
	Bromobenzene	mg/kg	0.001	-	-	-	-	-	-	-	-	
	Bromochloromethane	mg/kg	0.001	-	-	-	-	-	-	-	-	
	Bromodichloromethane	mg/kg	0.001	-	-	-	-	-	-	-	-	
	Bromoform	mg/kg	0.001	-	-	-	-	-	-	-	-	
	Bromomethane	mg/kg	0.001	-	-	-	-	-	-	-	-	
	Carbon disulfide	mg/kg	0.007	11000	-	-	-	-	-	-	-	
	Carbon tetrachloride	mg/kg	0.001	890	-	-	-	-	-	-	-	
	Chlorobromomethane	mg/kg	0.001	-	-	-	-	-	-	-	-	
	Chloroethane	mg/kg	0.002	-	-	-	-	-	-	-	-	
	Chloroform	mg/kg	0.001	2500	-	-	-	-	-	-	-	
	Chloromethane	mg/kg	0.003	-	-	-	-	-	-	-	-	
	cis-1,2-dichloroethene	mg/kg	0.005	-	-	-	-	-	-	-	-	
	Dibromomethane	mg/kg	0.001	-	-	-	-	-	-	-	-	
	Dichlorodifluoromethane	mg/kg	0.001	-	-	-	-	-	-	-	-	
	Dichloromethane	mg/kg	0.01	-	-	-	-	-	-	-	-	
	Isopropylbenzene	mg/kg	0.001	-	-	-	-	-	-	-	-	
	n-butylbenzene	mg/kg	0.001	-	-	-	-	-	-	-	-	
	n-propylbenzene	mg/kg	0.001	-	-	-	-	-	-	-	-	
	p-isocrotyltoluene	mg/kg	0.001	-	-	-	-	-	-	-	-	
	sec-butylbenzene	mg/kg	0.001	-	-	-	-	-	-	-	-	
Trichloroethene	mg/kg	0.001	120	-	-	-	-	-	-	-		
tert-butylbenzene	mg/kg	0.001	-	-	-	-	-	-	-	-		
Tetrachloroethene	mg/kg	0.003	1400	-	-	-	-	-	-	-		
trans-1,2-dichloroethene	mg/kg	0.001	-	-	-	-	-	-	-	-		
Trichlorofluoromethane	mg/kg	0.001	-	-	-	-	-	-	-	-		
Vinyl chloride	mg/kg	0.001	3.5	-	-	-	-	-	-	-		
tert-Amyl methyl ether	mg/kg	0.01	-	-	-	-	-	-	-	-		
VOC/SVOC	1,2,3-trichlorobenzene	mg/kg	0.001	1800	-	-	-	-	-	-	-	
	1,2,4-trichlorobenzene	mg/kg	0.003	15000	-	-	-	-	-	-	-	
	1,2-dichlorobenzene	mg/kg	0.001	90000	-	-	-	-	-	-	-	
	1,3,5-Trichlorobenzene	mg/kg	0.001	1700	-	-	-	-	-	-	-	
	1,3-dichlorobenzene	mg/kg	0.001	300	-	-	-	-	-	-	-	
	1,4-dichlorobenzene	mg/kg	0.001	17000	-	-	-	-	-	-	-	
	Chlorobenzene	mg/kg	0.001	11000	-	-	-	-	-	-	-	
Hexachlorobutadiene	mg/kg	0.002	25	-	-	-	-	-	-	-		



		Field ID	BH07024-X-5.50-ES-191121	BH07030-X-3.00-ES-191122	BH07030-X-4.00-ES-191125	BH07030-X-5.00-ES-191126	BH07030-X-6.00-ES-191125	BH07030-X-7.00-ES-191125	BH07031-X-0.05-ES-191127	BH07031-X-1.00-ES-191127	BH07031-X-2.00-ES-191128
		Location Code	BH07024	BH07030	BH07030	BH07030	BH07030	BH07030	BH07031	BH07031	BH07031
		Sample Depth Range	5.5	3	4	5	6	7	0.05	1	2
		Sampled Date Time	21/11/2019	22/11/2019	25/11/2019	25/11/2019	25/11/2019	25/11/2019	27/11/2019	27/11/2019	28/11/2019
		Matrix Description									
		LQM S4UL Public Open Space (POS) Residential - 1% SOM									
		C4SL Public Open Space (POS) Residential									
Chem Group	ChemName	output unit	EQL								
SVOC	Benzyl alcohol	mg/kg	0.5	-	-	-	-	-	-	-	-
	Diphenyl ether	mg/kg	0.1	-	-	-	-	-	-	-	-
	4-bromophenyl phenyl ether	mg/kg	0.1	-	-	-	-	-	-	-	-
	4-nitroaniline	mg/kg	0.1	-	-	-	-	-	-	-	-
	4-nitrophenol	mg/kg	0.1	-	-	-	-	-	-	-	-
	1,1-Biohexyl	mg/kg	0.1	-	-	-	-	-	-	-	-
	1,2,3,4-tetrachlorobenzene	mg/kg	0.001	830	-	-	-	-	-	-	-
	1-Methylnaphthalene	mg/kg	0.1	-	-	-	-	-	-	-	-
	2,4,5-trichlorophenol	mg/kg	0.1	-	-	-	-	-	-	-	-
	2,4,6-trichlorophenol	mg/kg	0.1	-	-	-	-	-	-	-	-
	2,4-dichlorophenol	mg/kg	0.1	-	-	-	-	-	-	-	-
	2,4-dimethylphenol	mg/kg	0.1	-	-	-	-	-	-	-	-
	2,4-dinitrophenol	mg/kg	0.5	-	-	-	-	-	-	-	-
	2,4-dinitrotoluene	mg/kg	0.1	-	-	-	-	-	-	-	-
	2,6-dinitrotoluene	mg/kg	0.1	-	-	-	-	-	-	-	-
	2-chloronaphthalene	mg/kg	0.1	-	-	-	-	-	-	-	-
	2-chlorophenol	mg/kg	0.1	-	-	-	-	-	-	-	-
	2-methylnaphthalene	mg/kg	0.1	-	-	-	-	-	-	-	-
	2-methylphenol	mg/kg	0.1	-	-	-	-	-	-	-	-
	2-nitroaniline	mg/kg	0.1	-	-	-	-	-	-	-	-
	2-nitrophenol	mg/kg	0.1	-	-	-	-	-	-	-	-
	3-nitroaniline	mg/kg	0.1	-	-	-	-	-	-	-	-
	4,6-Dinitro-2-methylphenol	mg/kg	0.2	-	-	-	-	-	-	-	-
	4-chloro-3-methylphenol	mg/kg	0.1	-	-	-	-	-	-	-	-
	4-chloroaniline	mg/kg	0.1	-	-	-	-	-	-	-	-
	4-chlorophenol	mg/kg	0.5	620	-	-	-	-	-	-	-
	4-chlorophenyl phenyl ether	mg/kg	0.1	-	-	-	-	-	-	-	-
	4-methylphenol	mg/kg	0.1	-	-	-	-	-	-	-	-
	Azobenzene	mg/kg	0.1	-	-	-	-	-	-	-	-
	Benzoic Acid	mg/kg	0.5	-	-	-	-	-	-	-	-
	Bis(2-chlorophenoxy) methane	mg/kg	0.1	-	-	-	-	-	-	-	-
	Bis(2-chloroethoxy) ether	mg/kg	0.1	-	-	-	-	-	-	-	-
	Bis(2-chloroisopropyl) ether	mg/kg	0.1	-	-	-	-	-	-	-	-
	Bis(2-ethylhexyl) phthalate	mg/kg	0.1	-	-	-	-	-	-	-	-
	Butyl benzyl phthalate	mg/kg	0.1	-	-	-	-	-	-	-	-
	Carbazole	mg/kg	0.1	-	-	-	-	-	-	-	-
	Dibenzofuran	mg/kg	0.1	-	-	-	-	-	-	-	-
	Diethylphthalate	mg/kg	0.1	-	-	-	-	-	-	-	-
	Dimethyl phthalate	mg/kg	0.1	-	-	-	-	-	-	-	-
	Di-n-butyl phthalate	mg/kg	0.1	-	-	-	-	-	-	-	-
	Di-n-octyl phthalate	mg/kg	0.1	-	-	-	-	-	-	-	-
	Hexachlorobenzene	mg/kg	0.002	16	-	-	-	-	-	-	-
	Hexachlorocyclopentadiene	mg/kg	0.1	-	-	-	-	-	-	-	-
	Hexachloroethane	mg/kg	0.1	-	-	-	-	-	-	-	-
	Isophorone	mg/kg	0.1	-	-	-	-	-	-	-	-
Nitrobenzene	mg/kg	0.1	-	-	-	-	-	-	-	-	
N-nitrosodipropylamine	mg/kg	0.1	-	-	-	-	-	-	-	-	
n-Nitrosodiphenylamine	mg/kg	0.1	-	-	-	-	-	-	-	-	
Pentachlorobenzene	mg/kg	0.001	100	-	-	-	-	-	-	-	
Pentachloronitrobenzene	mg/kg	0.05	-	-	-	-	-	-	-	-	
Pentachlorophenol	mg/kg	0.1	60	-	-	-	-	-	-	-	
PCB	PCB-110	mg/kg	-	-	-	-	-	-	-	-	-
	PCB-128	mg/kg	-	-	-	-	-	-	-	-	-
	PCB-141	mg/kg	-	-	-	-	-	-	-	-	-
	PCB-149	mg/kg	-	-	-	-	-	-	-	-	-
	PCB-151	mg/kg	-	-	-	-	-	-	-	-	-
	PCB-158	mg/kg	-	-	-	-	-	-	-	-	-
	PCB-170	mg/kg	-	-	-	-	-	-	-	-	-
	PCB-18	mg/kg	-	-	-	-	-	-	-	-	-
	PCB-183	mg/kg	-	-	-	-	-	-	-	-	-
	PCB-187	mg/kg	-	-	-	-	-	-	-	-	-
	PCB-194	mg/kg	-	-	-	-	-	-	-	-	-
	PCB-31	mg/kg	-	-	-	-	-	-	-	-	-
	PCB-44	mg/kg	-	-	-	-	-	-	-	-	-
	PCB-49	mg/kg	-	-	-	-	-	-	-	-	-
	2,2,4-tetrachloro-1,1-Biphenyl	mg/kg	-	-	-	-	-	-	-	-	-
	2,3,4,4-tetrachloro-1,1-Biphenyl	mg/kg	-	-	-	-	-	-	-	-	-
	Heptachlorobiphenyl, 2,3,3,4,4,5,5- (PCB 189)	mg/kg	0.003	<0.005	-	<0.005	<0.005	<0.005	-	-	-
	Hexachlorobiphenyl, 2,3,3,4,4,5- (PCB 156)	mg/kg	0.003	<0.005	-	<0.005	<0.005	<0.005	-	-	-
	Hexachlorobiphenyl, 2,3,3,4,4,5- (PCB 157)	mg/kg	0.003	<0.005	-	<0.005	<0.005	<0.005	-	-	-
	Hexachlorobiphenyl, 2,3,4,4,5,5- (PCB 167)	mg/kg	0.003	<0.005	-	<0.005	<0.005	<0.005	-	-	-
	Hexachlorobiphenyl, 3,3,4,4,5,5- (PCB 169)	mg/kg	0.003	<0.005	-	<0.005	<0.005	<0.005	-	-	-
	PCB 101	mg/kg	0.003	<0.005	-	<0.005	<0.005	<0.005	-	-	-
	PCB 118	mg/kg	0.003	<0.005	-	<0.005	<0.005	<0.005	-	-	-
	PCB 138	mg/kg	0.003	<0.005	-	<0.005	<0.005	<0.005	-	-	-
	PCB 153	mg/kg	0.003	<0.005	-	<0.005	<0.005	<0.005	-	-	-
	PCB 160	mg/kg	0.003	<0.005	-	<0.005	<0.005	<0.005	-	-	-
	PCB 26	mg/kg	0.003	<0.005	-	<0.005	<0.005	<0.005	-	-	-
	PCB 52	mg/kg	0.003	<0.005	-	<0.005	<0.005	<0.005	-	-	-
	Pentachlorobiphenyl, 2,3,3,4,4- (PCB 105)	mg/kg	0.003	<0.005	-	<0.005	<0.005	<0.005	-	-	-
	Pentachlorobiphenyl, 2,3,4,4,5- (PCB 114)	mg/kg	0.003	<0.005	-	<0.005	<0.005	<0.005	-	-	-
Pentachlorobiphenyl, 2,3,4,4,5- (PCB 123)	mg/kg	0.003	<0.005	-	<0.005	<0.005	<0.005	-	-	-	
Pentachlorobiphenyl, 3,3,4,4,5- (PCB 126)	mg/kg	0.003	<0.005	-	<0.005	<0.005	<0.005	-	-	-	
Tetrachlorobiphenyl, 3,3,4,4- (PCB 77)	mg/kg	0.003	<0.005	-	<0.005	<0.005	<0.005	-	-	-	
Tetrachlorobiphenyl, 3,4,4,5- (PCB 81)	mg/kg	0.003	<0.005	-	<0.005	<0.005	<0.005	-	-	-	
Total PCB 7 congeners	mg/kg	0.021	-	-	-	-	-	-	-	-	
Total PCB WHO 12	mg/kg	0.036	-	-	-	-	-	-	-	-	



		Field ID	BH07024-X-5.50-ES-191121	BH07030-X-3.00-ES-191122	BH07030-X-4.00-ES-191125	BH07030-X-5.00-ES-191125	BH07030-X-6.00-ES-191125	BH07030-X-7.00-ES-191125	BH07031-X-0.05-ES-191127	BH07031-X-1.00-ES-191127	BH07031-X-2.00-ES-191128	
		Location Code	BH07024	BH07030	BH07030	BH07030	BH07030	BH07030	BH07031	BH07031	BH07031	
		Sample Depth Range	5.5	3	4	5	6	7	0.05	1	2	
		Sample Date	21/11/2019	22/11/2019	25/11/2019	25/11/2019	25/11/2019	25/11/2019	27/11/2019	27/11/2019	28/11/2019	
		Matrix Description	LQM S4UL Public Open Space (POS) Residential - 1% SOM									
		C4SL Public Open Space (POS) Residential										
Chem Group	ChemName	output unit	EQL									
	g-BHC (Lindane)	mg/kg	0.001	-	-	-	-	-	-	-	-	
	Heptachlor	mg/kg	0.003	-	-	-	-	-	-	-	-	
	Isodrin	mg/kg	0.002	-	-	-	-	-	-	-	-	
	Isoproturon	mg/kg	-	-	-	-	-	-	-	-	-	
	Linuron	mg/kg	-	-	-	-	-	-	-	-	-	
	Malathion	mg/kg	0.002	-	-	-	-	-	-	-	-	
	2-Methyl-4-chlorophenoxyacetic acid	mg/kg	-	-	-	-	-	-	-	-	-	
	2-Methyl-4-Chlorophenoxy Butanoic Acid	mg/kg	-	-	-	-	-	-	-	-	-	
	Mecoprop	mg/kg	-	-	-	-	-	-	-	-	-	
	Methoxychlor	mg/kg	0.005	-	-	-	-	-	-	-	-	
	Methyl carathion	mg/kg	0.01	-	-	-	-	-	-	-	-	
	Mevinphos (Phosdrin)	mg/kg	0.002	-	-	-	-	-	-	-	-	
	o,p-DDD	mg/kg	0.005	-	-	-	-	-	-	-	-	
	o,p'-DDE	mg/kg	0.002	-	-	-	-	-	-	-	-	
	o,p'-Methoxychlor	mg/kg	0.05	-	-	-	-	-	-	-	-	
	Parathion	mg/kg	0.005	-	-	-	-	-	-	-	-	
	Pendimethalin	mg/kg	0.01	-	-	-	-	-	-	-	-	
	Permethrin	mg/kg	0.05	-	-	-	-	-	-	-	-	
	Permethrin II	mg/kg	0.003	-	-	-	-	-	-	-	-	
	Phorate	mg/kg	0.01	-	-	-	-	-	-	-	-	
	Priniphos-methyl	mg/kg	0.002	-	-	-	-	-	-	-	-	
	Priniphos-ethyl	mg/kg	0.002	-	-	-	-	-	-	-	-	
	Prometon	mg/kg	0.05	-	-	-	-	-	-	-	-	
	Prometryn	mg/kg	0.05	-	-	-	-	-	-	-	-	
	Pronamide	mg/kg	0.002	-	-	-	-	-	-	-	-	
	Propazine	mg/kg	0.05	-	-	-	-	-	-	-	-	
	Propiconazole	mg/kg	-	-	-	-	-	-	-	-	-	
	Propoxycarbazone-sodium	mg/kg	-	-	-	-	-	-	-	-	-	
	Simazine	mg/kg	0.05	-	-	-	-	-	-	-	-	
	Terbutryn	mg/kg	0.05	-	-	-	-	-	-	-	-	
	Terbutylazine	mg/kg	0.05	-	-	-	-	-	-	-	-	
	Phoxalone	mg/kg	0.005	-	-	-	-	-	-	-	-	
	Phosphamidon	mg/kg	0.005	-	-	-	-	-	-	-	-	
	Triadimefon	mg/kg	0.002	-	-	-	-	-	-	-	-	
	Triallate	mg/kg	0.002	-	-	-	-	-	-	-	-	
	Triclopyr	mg/kg	0.1	-	-	-	-	-	-	-	-	
	Triclosan	mg/kg	-	-	-	-	-	-	-	-	-	
	Trifluralin	mg/kg	0.01	-	-	-	-	-	-	-	-	
	Tebuconazole	mg/kg	-	-	-	-	-	-	-	-	-	
	Telodrin	mg/kg	0.05	-	-	-	-	-	-	-	-	
	Triazophos	mg/kg	0.003	-	-	-	-	-	-	-	-	
SVOC TIC	SVOC TICs - Detect	Detect	-	-	-	-	-	-	-	-	-	
	Anthraquinone 9,10-	mg/kg	-	-	-	-	-	-	-	-	-	
	SVOC Tentatively Identified Compounds	mg/kg	0.1	-	-	-	-	-	-	-	-	
	Aniline	mg/kg	0.3	-	-	-	-	-	-	-	-	
VOC TIC	VOC TICs - Detect	Detect	-	-	-	-	-	-	-	-	-	
	VOC Tentatively Identified Compounds	mg/kg	0.05	-	-	-	-	-	-	-	-	
	Freon 113	mg/kg	0.005	-	-	-	-	-	-	-	-	
Other	Temperature	°C	-	-	-	-	-	-	-	-	-	
	Conductivity @ 20°C	µS/cm	14	-	-	-	-	-	-	-	-	
	% Stones <4mm	%	0	0	0	0	0	0	0	0	0	
	Fraction of non-crushable material	%	0	0	0	0	0	0	0	0	0	
	Moisture Content (dried @35°C)	%	-	-	-	-	-	-	-	-	-	
	Moisture Content 105C	%	0.1	33.1	25	26.2	33.2	39.3	47.1	30	23.8	
	pH (Lab)	pH Units	1	8.5	10.7	9.6	7.6	7.1	8.1	7.9	9.5	
	Stone Content	%	0.1	4.4	7.8	7.2	6.1	4.8	0	0	5	
	Total Organic Carbon	%	0.02	1.83	0.64	0.49	2.62	2.59	3.59	0.68	0.71	

**Env Stds Comments**  
 #1:GAC is only presented as speciated chromium. 7.7mg/kg is used for hexavalent. If hexavalent chromium (CVI) data is available, a value of 1,500mg/kg r  
 #2:C4SL for lead adopted  
 #3:GAC only presented as speciated mercury. 16mg/kg is used for elemental mercury. If the CSM indicates that elemental mercury is not a CoC and mercury  
 #4:Updated S4UL for nickel  
 #5:S4UL exceeds solubility saturation limit  
 #6:Criteria derived for Al<sup>3</sup>-C16-C35 split between Al<sup>3</sup>-C16-21 & Al<sup>3</sup>-C21-35. Requires summation of fractions to use Al<sup>3</sup>-C16-C35 criteria.  
 #7:Criteria presented is for p-xylene. A separate value is presented for o-xylene.  
 #8:S4UL based on a threshold protective of direct skin contact with phenol

**Legend**

38.2	Results exceeds GAC.
<50	Results MDL is greater than GAC.
NAD	No asbestos detected.
-	Determinand has not been tested for.

**Notes**  
 A range is given where a determinand has been analysed for by more than one method.

Chem Group	ChemName	output unit	EQI	C4SL Public Open Space (POS) Residential	Matrix Description	Sampled Date Time														
						LQM S4UL Public Open Space (POS) Residential - 1% SOM		LQM S4UL Public Open Space (POS) Residential - 1% SOM		LQM S4UL Public Open Space (POS) Residential - 1% SOM		LQM S4UL Public Open Space (POS) Residential - 1% SOM		LQM S4UL Public Open Space (POS) Residential - 1% SOM		LQM S4UL Public Open Space (POS) Residential - 1% SOM				
						Field ID	Location Code	Field ID	Location Code	Field ID	Location Code	Field ID	Location Code	Field ID	Location Code	Field ID	Location Code			
Asbestos	Anthrax	Not isolated	-	-	-	-	-	-	-	-	-	-	-	-	-	-	-	-	-	-
Metals	Antimony	mg/kg	0.1	-	-	-	-	-	-	-	-	-	-	-	-	-	-	-	-	-
	Arsenic	mg/kg	0.3	79	79	11.5	8	14	17.2	18	10.1	8.2	8.4	8.4	8.2	8.4	8.4	8.4	8.4	6.5-8.6
	Boron	mg/kg	0.54	21000	21000	2.2	1.8	4.1	13.4	9.3	3.8	3.2	2.6	3.2	2.6	3.2	2.6	3.2	3.2	1.6-2
	Cadmium	mg/kg	0.02	220	120	0.34	0.33	0.32	0.31	0.36	0.15	0.2	0.25	0.2	0.25	0.2	0.25	0.2	0.25	<0.1-0.13
	Chromium (hexavalent)	mg/kg	0.1	21	7.7	<0.1	<0.1	<0.1	<0.1	<0.1	<0.1	<0.1	<0.1	<0.1	<0.1	<0.1	<0.1	<0.1	<0.1	<0.1
	Chromium	mg/kg	0.5	21	21	30	21.8	29.4	31.8	35.5	34	30.7	30.7	30.7	30.7	30.7	30.7	30.7	30.7	19.5-21.4
	Cobalt	mg/kg	0.1	-	-	-	-	-	-	-	-	-	-	-	-	-	-	-	-	-
	Copper	mg/kg	0.5	12000	12000	33.2	23	39.8	25.8	26	30.9	30.8	30.8	30.8	30.8	30.8	30.8	30.8	30.8	10.3-12.5
	Lead	mg/kg	0.5	630	630	63.5	16.6	51.5	38.8	54.6	21.3	12	51.1	12	51.1	12	51.1	12	51.1	4.7-7.9
	Mercury	mg/kg	0.1	-	-	<0.1	<0.1	<0.1	<0.1	0.11	<0.1	0.22	<0.1	0.22	<0.1	0.22	<0.1	0.22	<0.1	<0.1
	Molybdenum	mg/kg	0.1	-	-	-	-	-	-	-	-	-	-	-	-	-	-	-	-	-
	Nickel	mg/kg	0.2	22000	22000	27.4	24.2	27.8	27.2	28.8	33.5	30.3	21.1	33.5	30.3	21.1	33.5	30.3	21.1	16.8-17
	Selenium	mg/kg	0.5	1100	1100	1	1.2	1.1	1.2	1.4	<0.5	<0.5	<0.5	<0.5	<0.5	<0.5	<0.5	<0.5	<0.5	<0.5
	Vanadium	mg/kg	0.2	2000	2000	-	-	-	-	-	-	-	-	-	-	-	-	-	-	-
	Zinc	mg/kg	1.9	81000	81000	87.4	80.6	109.1	96.8	100	86.2	81.4	71.7	86.2	81.4	71.7	86.2	81.4	71.7	25-31.5
Asbestos	Anthrophyllite	Detect	-	-	-	-	-	-	-	-	-	-	-	-	-	-	-	-	-	-
	Asbestos Containing Material	Detect	-	-	-	-	-	-	-	-	-	-	-	-	-	-	-	-	-	-
	Asbestos Analysis Comments	-	-	-	-	-	-	-	-	-	-	-	-	-	-	-	-	-	-	-
	Asbestos PCOM Quantification	%	0.001	-	-	-	-	-	-	-	-	-	-	-	-	-	-	-	-	-
	Asbestos Quantification Total	%	0.001	-	-	-	-	-	-	-	-	-	-	-	-	-	-	-	-	-
	Asbestos: Actinolite	Detect	-	-	-	-	-	-	-	-	-	-	-	-	-	-	-	-	-	-
	Additional Asbestos Components (Using TMO48)	Comment	-	-	-	-	-	-	-	-	-	-	-	-	-	-	-	-	-	-
	Crocidolite Asbestos	Detect	-	-	-	-	-	-	-	-	-	-	-	-	-	-	-	-	-	-
	Asbestos Gravimetric Quantification	%	0.001	-	-	-	-	-	-	-	-	-	-	-	-	-	-	-	-	-
	Asbestos ID (Stage 1)	Detect	-	NAD	NAD	NAD	NAD	NAD	NAD	NAD	NAD	NAD	NAD	NAD	NAD	NAD	NAD	NAD	NAD	NAD
	Chrysotile Asbestos	Detect	-	-	-	-	-	-	-	-	-	-	-	-	-	-	-	-	-	-
	Amosite Asbestos	Detect	-	-	-	-	-	-	-	-	-	-	-	-	-	-	-	-	-	-
	Non-Asbestos Fibre	Detect	-	-	-	-	-	-	-	-	-	-	-	-	-	-	-	-	-	-
	Tremolite	Detect	-	-	-	-	-	-	-	-	-	-	-	-	-	-	-	-	-	-
Inorganics	Ammoniacal Nitrogen as N	mg/kg	12	-	-	-	-	-	-	-	-	-	-	-	-	-	-	-	-	-
	Cyanide (Free)	mg/kg	0.5	<0.5	<0.5	<0.5	<0.5	<0.5	<0.5	<0.5	<0.5	<0.5	<0.5	<0.5	<0.5	<0.5	<0.5	<0.5	<0.5	<0.5
	Cyanide Total	mg/kg	0.5	<0.5	<0.5	<0.5	<0.5	<0.5	<0.5	<0.5	<0.5	<0.5	<0.5	<0.5	<0.5	<0.5	<0.5	<0.5	<0.5	<0.5
	Cyanides-complex	mg/kg	1	-	-	-	-	-	-	-	-	-	-	-	-	-	-	-	-	-
	Phosphates	mg/kg	4	-	-	-	-	-	-	-	-	-	-	-	-	-	-	-	-	-
PAH	Coronene	mg/kg	0.3	-	-	-	-	-	-	-	-	-	-	-	-	-	-	-	-	-
	Naphthalene	mg/kg	0.005	4900	4900	<0.08	<0.08	<0.08	<0.08	<0.08	<0.08	<0.08	<0.08	0.09	<0.08	<0.08	0.09	<0.08	<0.08	<0.08
	Acenaphthene	mg/kg	0.008	15000	15000	<0.08	<0.08	<0.08	<0.08	<0.08	<0.08	<0.08	<0.08	<0.08	<0.08	<0.08	<0.08	<0.08	<0.08	<0.08
	Acenaphthylene	mg/kg	0.012	19000	19000	<0.08	<0.08	<0.08	<0.08	<0.08	<0.08	<0.08	<0.08	<0.08	<0.08	<0.08	<0.08	<0.08	<0.08	<0.08
	Fluoranthene	mg/kg	0.017	3100	3100	0.94	0.18	0.22	<0.08	<0.08	<0.08	<0.08	<0.08	1.1	<0.08	<0.08	1.1	<0.08	<0.08	<0.08
	Anthracene	mg/kg	0.016	74000	74000	0.26	<0.08	<0.08	<0.08	<0.08	<0.08	<0.08	<0.08	0.22	<0.08	<0.08	0.22	<0.08	<0.08	<0.08
	Phenanthrene	mg/kg	0.015	3100	3100	0.42	0.12	0.1	<0.08	<0.08	<0.08	<0.08	<0.08	0.94	<0.08	<0.08	0.94	<0.08	<0.08	<0.08
	Fluorene	mg/kg	0.01	9900	9900	<0.08	<0.08	<0.08	<0.08	<0.08	<0.08	<0.08	<0.08	<0.08	<0.08	<0.08	<0.08	<0.08	<0.08	<0.08
	Chrysene	mg/kg	0.01	57	57	0.49	0.13	0.11	<0.08	<0.08	<0.08	<0.08	<0.08	<0.08	<0.08	<0.08	<0.08	<0.08	<0.08	<0.08
	Pyrene	mg/kg	0.015	7400	7400	0.85	0.15	0.2	<0.08	<0.08	<0.08	<0.08	<0.08	1.03	<0.08	<0.08	1.03	<0.08	<0.08	<0.08
	Benzo[a]anthracene	mg/kg	0.014	29	29	0.4	0.11	0.11	<0.08	<0.08	<0.08	<0.08	<0.08	0.46	<0.08	<0.08	0.46	<0.08	<0.08	<0.08
	Benzo[b]fluoranthene	mg/kg	0.015	7.1	7.1	0.47	0.12	0.11	<0.08	<0.08	<0.08	<0.08	<0.08	0.56	<0.08	<0.08	0.56	<0.08	<0.08	<0.08
	Benzo[k]fluoranthene	mg/kg	0.014	190	190	<0.08	<0.08	<0.08	<0.08	<0.08	<0.08	<0.08	<0.08	0.22	<0.08	<0.08	0.22	<0.08	<0.08	<0.08
	Benzo[a]pyrene	mg/kg	0.015	5.7	5.7	0.4	0.08	0.08	<0.08	<0.08	<0.08	<0.08	<0.08	0.44	<0.08	<0.08	0.44	<0.08	<0.08	<0.08
	Dibenz[a,h]anthracene	mg/kg	0.023	0.57	0.57	<0.08	<0.08	<0.08	<0.08	<0.08	<0.08	<0.08	<0.08	<0.08	<0.08	<0.08	<0.08	<0.08	<0.08	<0.08
	Benzo[g,h,i]perylene	mg/kg	0.024	640	640	0.25	<0.08	<0.08	<0.08	<0.08	<0.08	<0.08	<0.08	0.28	<0.08	<0.08	0.28	<0.08	<0.08	<0.08
	Indeno[1,2,3-c,d]pyrene	mg/kg	0.018	82	82	0.27	<0.08	<0.08	<0.08	<0.08	<0.08	<0.08	<0.08	0.31	<0.08	<0.08	0.31	<0.08	<0.08	<0.08
TPH CWG	PAH 16 Total	mg/kg	0.118	-	-	<6.38	<1.6	<1.65	<1.28	<1.28	<1.28	<1.28	<1.28	<6.58	<1.28	<1.28	<6.58	<1.28	<1.28	<1.28
	>C6-C8 Aliphatics	mg/kg	0.01	600000 <sup>MS</sup>	600000 <sup>MS</sup>	-	-	-	-	-	-	-	-	<0.2	-	-	<0.2	-	-	<0.2
	>C6-C7 Aliphatics	mg/kg	0.2	-	-	-	-	-	-	-	-	-	-	<0.2	-	-	<0.2	-	-	<0.2
	>C6-C8 Aliphatics	mg/kg	0.01	600000	600000	-	-	-	-	-	-	-	-	<0.2	-	-	<0.2	-	-	<0.2
	>C10-C44 Aliphatics	mg/kg	5	-	-	-	-	-	-	-	-	-	-	<0.2	-	-	<0.2	-	-	<0.2
	>C7-C8 Aliphatics	mg/kg	0.2	-	-	-	-	-	-	-	-	-	-	<0.2	-	-	<0.2	-	-	<0.2
	>C10-C44 Aliphatics/Aromatics	mg/kg	10	-	-	-	-	-	-	-	-	-	-	<0.2	-	-	<0.2	-	-	<0.2
	>C8-C10 Aliphatics	mg/kg	0.01	13000	13000	-	-	-	-	-	-	-	-	<0.2	-	-	<0.2	-	-	<0.2
	>C10-C12 Aliphatics	mg/kg	0.01	13000	13000	-	-	-	-	-	-	-	-	<4	-	-	<4	-	-	<4
	>C12-C16 Aliphatics	mg/kg	0.1	19000	19000	-	-	-	-	-	-	-	-	<4	-	-	<4	-	-	<4
	>C16-C21 Aliphatics	mg/kg	0.1	125000 <sup>MS</sup>	125000 <sup>MS</sup>	-	-	-	-	-	-	-	-	<4	-	-	<4	-	-	<4
	>C21-C35 Aliphatics	mg/kg	0.1	125000 <sup>MS</sup>	125000 <sup>MS</sup>	-	-	-	-	-	-	-	-	<8.76	-	-	<8.76	-	-	<8.76

Chem Group	ChemName	output unit	EQL	Matrix Description										
				LQM S4UL Public Open Space (POS) Residential - 1% SOM										
				Sample Depth	Range	Sample Date	28/11/2019	28/11/2019	28/11/2019	28/11/2019	29/11/2019	08/01/2020	08/01/2020	09/01/2020
C4SL Public Open Space (POS) Residential				BH07031-X-3.00-ES-191128	BH07031-X-4.00-ES-191128	BH07031-X-5.00-ES-191128	BH07031-X-6.00-ES-191128	BH07031-X-6.80-ES-191129	BH07032-X-0.05-ES-200108	BH07032-X-1.00-ES-200108	BH07032-X-2.00-ES-200109	BH07032-X-23.00-ES-200116		
TPH				BH07031	BH07031	BH07031	BH07031	BH07031	BH07032	BH07032	BH07032	BH07032		
TPH by GC/ED (AR)				3	4	5	6	6.8	0.05	1	2	23		
Benzene				140	72	117	72.4	86.6	44.7	16.9				
Toluene				56000										
Ethylbenzene				24000										
Xylene (m & o)				41000										
Xylene (o)				41000										
Xylene Total				0.02										
MTBE				0.001										
Total BTEX				0.04										
VOC														
Styrene				0.001										
cis-1,3-dichloroethene				0.001										
trans-1,3-dichloroethene				0.001										
1,1,1,2-tetrachloroethane				1400										
1,1,1-trichloroethane				140000										
1,1,2,2-tetrachloroethane				1400										
1,1,2-trichloroethane				0.001										
1,1-dichloroethane				0.001										
1,1-dichloroethene				0.001										
1,1-dichloroethane				0.001										
1,2-dichloroethane				0.001										
1,2-dichloroethene				0.001										
1,2-dibromo-3-chloropropane				0.001										
1,2-dibromoethane				0.001										
1,2-dichloroethane				29										
1,2-dichloroethene				0.001										
1,3,5-trimethylbenzene				0.001										
1,3-dichloropropane				0.001										
2,2-dichloropropane				0.001										
2-chlorotoluene				0.001										
4-chlorotoluene				0.001										
Bromobenzene				0.001										
Bromochloromethane				0.001										
Bromodichloromethane				0.001										
Bromoform				0.001										
Bromomethane				0.001										
Carbon disulfide				11000										
Carbon tetrachloride				890										
Chlorobromomethane				0.001										
Chloroethane				0.002										
Chloroform				2500										
Chloromethane				0.003										
cis-1,2-dichloroethene				0.005										
Dibromomethane				0.001										
Dichlorodifluoromethane				0.001										
Dichloromethane				0.01										
Isopropylbenzene				0.001										
n-butylbenzene				0.001										
n-propylbenzene				0.001										
p-isocrotyltoluene				0.001										
sec-butylbenzene				0.001										
Trichloroethene				120										
tert-butylbenzene				0.001										
Tetrachloroethene				0.003										
trans-1,2-dichloroethene				1400										
Trichlorofluoromethane				0.001										
Vinyl chloride				3.5										
tert-Amyl methyl ether				0.01										
1,2,3-trichlorobenzene				1800										
1,2,4-trichlorobenzene				15000										
1,2-dichlorobenzene				90000										
1,3,5-Trichlorobenzene				1700										
1,3-dichlorobenzene				300										
1,4-dichlorobenzene				17000										
Chlorobenzene				11000										
Hexachlorobutadiene				25										

		Field ID	BH07031-X-3.00-ES-191128	BH07031-X-4.00-ES-191128	BH07031-X-5.00-ES-191128	BH07031-X-6.00-ES-191128	BH07031-X-6.80-ES-191129	BH07032-X-0.05-ES-200108	BH07032-X-1.00-ES-200108	BH07032-X-2.00-ES-200109	BH07032-X-23.00-ES-200116	
		Location Code	BH07031	BH07031	BH07031	BH07031	BH07031	BH07032	BH07032	BH07032	BH07032	
		Sample Depth Range	3	4	5	6	6.8	0.05	1	2	23	
		Sample Date	28/11/2019	28/11/2019	28/11/2019	28/11/2019	29/11/2019	08/01/2020	08/01/2020	09/01/2020	16/01/2020	
		Matrix Description										
		QMS S4UL Public Open Space (POS) Residential - 1% SOM										
Chem Group	ChemName	output unit	EQL									
SVOC	Benzyl alcohol	mg/kg	0.5	-	-	-	-	-	-	-	-	
	Diphenyl ether	mg/kg	0.1	-	-	-	-	-	-	-	-	
	4-bromophenyl phenyl ether	mg/kg	0.1	-	-	-	-	-	-	-	-	
	4-nitroaniline	mg/kg	0.1	-	-	-	-	-	-	-	-	
	4-nitrophenol	mg/kg	0.1	-	-	-	-	-	-	-	-	
	1,1-Biohexyl	mg/kg	0.1	-	-	-	-	-	-	-	-	
	1,2,3,4-tetrachlorobenzene	mg/kg	0.001	830	-	-	-	-	-	-	-	
	1-Methylnaphthalene	mg/kg	0.1	-	-	-	-	-	-	-	-	
	2,4,5-trichlorophenol	mg/kg	0.1	-	-	-	-	-	-	-	-	
	2,4,6-trichlorophenol	mg/kg	0.1	-	-	-	-	-	-	-	-	
	2,4-dichlorophenol	mg/kg	0.1	-	-	-	-	-	-	-	-	
	2,4-dimethylphenol	mg/kg	0.1	-	-	-	-	-	-	-	-	
	2,4-dinitrophenol	mg/kg	0.5	-	-	-	-	-	-	-	-	
	2,4-dinitrotoluene	mg/kg	0.1	-	-	-	-	-	-	-	-	
	2,6-dinitrotoluene	mg/kg	0.1	-	-	-	-	-	-	-	-	
	2-chloronaphthalene	mg/kg	0.1	-	-	-	-	-	-	-	-	
	2-chlorophenol	mg/kg	0.1	-	-	-	-	-	-	-	-	
	2-methylnaphthalene	mg/kg	0.1	-	-	-	-	-	-	-	-	
	2-methylphenol	mg/kg	0.1	-	-	-	-	-	-	-	-	
	2-nitroaniline	mg/kg	0.1	-	-	-	-	-	-	-	-	
	2-nitrophenol	mg/kg	0.1	-	-	-	-	-	-	-	-	
	3-nitroaniline	mg/kg	0.1	-	-	-	-	-	-	-	-	
	4,6-Dinitro-2-methylphenol	mg/kg	0.2	-	-	-	-	-	-	-	-	
	4-chloro-3-methylphenol	mg/kg	0.1	-	-	-	-	-	-	-	-	
	4-chloroaniline	mg/kg	0.1	-	-	-	-	-	-	-	-	
	4-chlorophenol	mg/kg	0.5	620	-	-	-	-	-	-	-	
	4-chlorophenyl phenyl ether	mg/kg	0.1	-	-	-	-	-	-	-	-	
	4-methylphenol	mg/kg	0.1	-	-	-	-	-	-	-	-	
	Azobenzene	mg/kg	0.1	-	-	-	-	-	-	-	-	
	Benzoic Acid	mg/kg	0.5	-	-	-	-	-	-	-	-	
	Bis(2-chlorophenyl) methane	mg/kg	0.1	-	-	-	-	-	-	-	-	
	Bis(2-chloroethyl) ether	mg/kg	0.1	-	-	-	-	-	-	-	-	
	Bis(2-chloroisopropyl) ether	mg/kg	0.1	-	-	-	-	-	-	-	-	
	Bis(2-ethylhexyl) phthalate	mg/kg	0.1	-	-	-	-	-	-	-	-	
	Butyl benzyl phthalate	mg/kg	0.1	-	-	-	-	-	-	-	-	
	Carbazole	mg/kg	0.1	-	-	-	-	-	-	-	-	
	Dibenzofuran	mg/kg	0.1	-	-	-	-	-	-	-	-	
	Diethylphthalate	mg/kg	0.1	-	-	-	-	-	-	-	-	
	Dimethyl phthalate	mg/kg	0.1	-	-	-	-	-	-	-	-	
	Di-n-butyl phthalate	mg/kg	0.1	-	-	-	-	-	-	-	-	
	Di-n-octyl phthalate	mg/kg	0.1	-	-	-	-	-	-	-	-	
	Hexachlorobenzene	mg/kg	0.002	16	-	-	-	-	-	-	-	
	Hexachlorocyclopentadiene	mg/kg	0.1	-	-	-	-	-	-	-	-	
	Hexachloroethane	mg/kg	0.1	-	-	-	-	-	-	-	-	
	Isophorone	mg/kg	0.1	-	-	-	-	-	-	-	-	
Nitrobenzene	mg/kg	0.1	-	-	-	-	-	-	-	-		
N-nitrosodipropylamine	mg/kg	0.1	-	-	-	-	-	-	-	-		
n-Nitrosodiphenylamine	mg/kg	0.1	-	-	-	-	-	-	-	-		
Pentachlorobenzene	mg/kg	0.001	100	-	-	-	-	-	-	-		
Pentachloronitrobenzene	mg/kg	0.05	-	-	-	-	-	-	-	-		
Pentachlorophenol	mg/kg	0.1	60	-	-	-	-	-	-	-		
PCB	PCB-110	mg/kg	-	-	-	-	-	-	-	-	-	
	PCB-128	mg/kg	-	-	-	-	-	-	-	-	-	
	PCB-141	mg/kg	-	-	-	-	-	-	-	-	-	
	PCB-149	mg/kg	-	-	-	-	-	-	-	-	-	
	PCB-151	mg/kg	-	-	-	-	-	-	-	-	-	
	PCB-158	mg/kg	-	-	-	-	-	-	-	-	-	
	PCB-170	mg/kg	-	-	-	-	-	-	-	-	-	
	PCB-18	mg/kg	-	-	-	-	-	-	-	-	-	
	PCB-183	mg/kg	-	-	-	-	-	-	-	-	-	
	PCB-187	mg/kg	-	-	-	-	-	-	-	-	-	
	PCB-194	mg/kg	-	-	-	-	-	-	-	-	-	
	PCB-31	mg/kg	-	-	-	-	-	-	-	-	-	
	PCB-44	mg/kg	-	-	-	-	-	-	-	-	-	
	PCB-49	mg/kg	-	-	-	-	-	-	-	-	-	
	2,2,4-tetrachloro-1,1-Biphenyl	mg/kg	-	-	-	-	-	-	-	-	-	
	2,3,4,4-tetrachloro-1,1-Biphenyl	mg/kg	-	-	-	-	-	-	-	-	-	
	Heptachlorobiphenyl, 2,3,3,4,4,5,5- (PCB 189)	mg/kg	0.003	<0.005	-	<0.005	-	-	-	<0.005	-	
	Hexachlorobiphenyl, 2,3,3,4,4,5- (PCB 156)	mg/kg	0.003	<0.005	-	<0.005	-	-	-	<0.005	-	
	Hexachlorobiphenyl, 2,3,3,4,4,5- (PCB 157)	mg/kg	0.003	<0.005	-	<0.005	-	-	-	<0.005	-	
	Hexachlorobiphenyl, 2,3,4,4,5,5- (PCB 167)	mg/kg	0.003	<0.005	-	<0.005	-	-	-	<0.005	-	
	Hexachlorobiphenyl, 3,3,4,4,5,5- (PCB 169)	mg/kg	0.003	<0.005	-	<0.005	-	-	-	<0.005	-	
	PCB 101	mg/kg	0.003	<0.005	-	<0.005	-	-	-	<0.005	-	
	PCB 118	mg/kg	0.003	<0.005	-	<0.005	-	-	-	<0.005	-	
	PCB 138	mg/kg	0.003	<0.005	-	<0.005	-	-	-	<0.005	-	
	PCB 153	mg/kg	0.003	<0.005	-	<0.005	-	-	-	<0.005	-	
	PCB 160	mg/kg	0.003	<0.005	-	<0.005	-	-	-	<0.005	-	
	PCB 26	mg/kg	0.003	<0.005	-	<0.005	-	-	-	<0.005	-	
	PCB 52	mg/kg	0.003	<0.005	-	<0.005	-	-	-	<0.005	-	
Pentachlorobiphenyl, 2,3,3,4,4- (PCB 105)	mg/kg	0.003	<0.005	-	<0.005	-	-	-	<0.005	-		
Pentachlorobiphenyl, 2,3,3,4,4,5- (PCB 114)	mg/kg	0.003	<0.005	-	<0.005	-	-	-	<0.005	-		
Pentachlorobiphenyl, 2,3,4,4,5- (PCB 123)	mg/kg	0.003	<0.005	-	<0.005	-	-	-	<0.005	-		
Pentachlorobiphenyl, 3,3,4,4,5- (PCB 126)	mg/kg	0.003	<0.005	-	<0.005	-	-	-	<0.005	-		
Tetrachlorobiphenyl, 3,3,4,4- (PCB 77)	mg/kg	0.003	<0.005	-	<0.005	-	-	-	<0.005	-		
Tetrachlorobiphenyl, 3,4,4,5- (PCB 81)	mg/kg	0.003	<0.005	-	<0.005	-	-	-	<0.005	-		
Total PCB 7 congeners	mg/kg	0.021	-	-	-	-	-	-	-	-	-	
Total PCB WHO 12	mg/kg	0.036	-	-	-	-	-	-	-	-	-	

Chem Group	ChemName	output unit	EQL	Field ID	BH07031-X-3.00-ES-191128	BH07031-X-4.00-ES-191128	BH07031-X-5.00-ES-191128	BH07031-X-6.00-ES-191128	BH07031-X-6.80-ES-191129	BH07032-X-0.05-ES-200108	BH07032-X-1.00-ES-200108	BH07032-X-2.00-ES-200109	BH07032-X-23.00-ES-200116		
				Location Code	BH07031	BH07031	BH07031	BH07031	BH07031	BH07031	BH07031	BH07032	BH07032	BH07032	BH07032
				Sample Depth Range	3	4	5	6	6.8	0.05	1	2	23		
				Sample Date	28/11/2019	28/11/2019	28/11/2019	28/11/2019	29/11/2019	08/01/2020	08/01/2020	09/01/2020	16/01/2020		
				Matrix Description	LQM S4UL Public Open Space (POS) Residential - 1% SOM										
				C4SL Public Open Space (POS) Residential											
Phenolics	Xenonols	mg/kg	0.015	-	-	-	-	-	-	-	-	-	-		
	Phenol Index	mg/kg	0.5	<0.5	<0.5	<0.5	<0.5	<0.5	<0.5	<0.5	<0.5	<0.5			
	3-4-methylphenol	mg/kg	0.1	-	-	-	-	-	-	-	-	-			
	Cresol Total	mg/kg	0.01	-	-	-	-	-	-	-	-	-			
Organofins	Phenol	mg/kg	0.01	-	-	-	-	-	-	-	-	-			
	Phenols Monohydric	mg/kg	0.035	-	-	-	-	-	-	-	-	-			
	Dibutyltin	mg/kg	-	-	-	-	-	-	-	-	-	-			
	Monophenyltin	mg/kg	-	-	-	-	-	-	-	-	-	-			
	Diphenyltin	mg/kg	-	-	-	-	-	-	-	-	-	-			
	Monobutyltin	mg/kg	-	-	-	-	-	-	-	-	-	-			
Pesticides	Tetrabutyltin	mg/kg	0.001	<0.005	-	<0.005	-	-	-	-	-	<0.005			
	Tributyltin	mg/kg	-	-	-	-	-	-	-	-	-	-			
	Triphenyltin	mg/kg	-	-	-	-	-	-	-	-	-	-			
	Ethionfos	mg/kg	0.002	-	-	-	-	-	-	-	-	-			
	Hepatachlor epoxide	mg/kg	0.002	-	-	-	-	-	-	-	-	-			
	Methachlorfos	mg/kg	0.002	-	-	-	-	-	-	-	-	-			
	Propetamphos	mg/kg	0.002	-	-	-	-	-	-	-	-	-			
	Simetryn	mg/kg	0.05	-	-	-	-	-	-	-	-	-			
	Sodium Acifluorfen	mg/kg	-	-	-	-	-	-	-	-	-	-			
	Teprazone	mg/kg	0.003	-	-	-	-	-	-	-	-	-			
	2,4,5-TP (Silvex)	mg/kg	-	-	-	-	-	-	-	-	-	-			
Hedonal	mg/kg	-	-	-	-	-	-	-	-	-	-				
2,4-DDT	mg/kg	0.003	-	-	-	-	-	-	-	-	-				
2,4-Dichloroac	mg/kg	-	-	-	-	-	-	-	-	-	-				
4-(2,4-Dichlorophenoxy)butyric Acid (2,4-DB)	mg/kg	-	-	-	-	-	-	-	-	-	-				
4,4-DDE	mg/kg	0.005	-	-	-	-	-	-	-	-	-				
4-Chlorophenoxy acetic acid	mg/kg	-	-	-	-	-	-	-	-	-	-				
a-BHC	mg/kg	0.002	24	-	-	-	-	-	-	-	-				
Aldrin	mg/kg	0.002	18	-	-	-	-	-	-	-	-				
Ametryn	mg/kg	0.05	-	-	-	-	-	-	-	-	-				
Acetyl (hexenil)	mg/kg	-	-	-	-	-	-	-	-	-	-				
Atraton	mg/kg	0.05	-	-	-	-	-	-	-	-	-				
Atrazine	mg/kg	0.05	1200	-	-	-	-	-	-	-	-				
Azinophos methyl	mg/kg	0.005	-	-	-	-	-	-	-	-	-				
b-BHC	mg/kg	0.002	8.1	-	-	-	-	-	-	-	-				
Bentazone	mg/kg	0.1	-	-	-	-	-	-	-	-	-				
Bromoxynil	mg/kg	-	-	-	-	-	-	-	-	-	-				
Carbofenthothion	mg/kg	0.003	-	-	-	-	-	-	-	-	-				
chlordan	mg/kg	0.002	-	-	-	-	-	-	-	-	-				
Chlordane (cis)	mg/kg	0.002	-	-	-	-	-	-	-	-	-				
Azinphos Ethyl	mg/kg	0.005	-	-	-	-	-	-	-	-	-				
Chlordane (trans)	mg/kg	0.05	-	-	-	-	-	-	-	-	-				
Chlorfenvinphos	mg/kg	0.003	-	-	-	-	-	-	-	-	-				
Chlorotoluron	mg/kg	-	-	-	-	-	-	-	-	-	-				
Chlorovifos	mg/kg	0.002	-	-	-	-	-	-	-	-	-				
Chlorpyrifos-methyl	mg/kg	0.002	-	-	-	-	-	-	-	-	-				
Cyanazine	mg/kg	-	-	-	-	-	-	-	-	-	-				
d-BHC	mg/kg	0.002	-	-	-	-	-	-	-	-	-				
DDD	mg/kg	0.005	-	-	-	-	-	-	-	-	-				
DDT	mg/kg	0.005	-	-	-	-	-	-	-	-	-				
Chlorothalonil	mg/kg	0.002	-	-	-	-	-	-	-	-	-				
Diazinon	mg/kg	0.001	-	-	-	-	-	-	-	-	-				
Dicamba	mg/kg	-	-	-	-	-	-	-	-	-	-				
Dichlobenil	mg/kg	0.001	-	-	-	-	-	-	-	-	-				
cis-Permethrin	mg/kg	0.003	-	-	-	-	-	-	-	-	-				
Dichlorvos	mg/kg	0.002	16	-	-	-	-	-	-	-	-				
Diclofop	mg/kg	-	-	-	-	-	-	-	-	-	-				
Dieldrin	mg/kg	0.005	18	-	-	-	-	-	-	-	-				
Dimethoate	mg/kg	0.003	-	-	-	-	-	-	-	-	-				
Dinoseb	mg/kg	-	-	-	-	-	-	-	-	-	-				
Diuron	mg/kg	-	-	-	-	-	-	-	-	-	-				
Endosulfan I	mg/kg	0.001	1200	-	-	-	-	-	-	-	-				
Endosulfan II	mg/kg	0.01	-	-	-	-	-	-	-	-	-				
Endosulfan sulphate	mg/kg	0.005	-	-	-	-	-	-	-	-	-				
Endrin	mg/kg	0.003	-	-	-	-	-	-	-	-	-				
Endrin ketone	mg/kg	0.03	-	-	-	-	-	-	-	-	-				
Ethion	mg/kg	0.003	-	-	-	-	-	-	-	-	-				
Fenitrothion	mg/kg	0.005	-	-	-	-	-	-	-	-	-				
Fenithion	mg/kg	0.01	-	-	-	-	-	-	-	-	-				
Fluroxypyr	mg/kg	0.1	-	-	-	-	-	-	-	-	-				











		Field ID	BH07032-X-28-25-ES-200120	BH07032-X-28-25-ES-200120	BH07032-X-3.00-ES-200109	BH07032-X-4.00-ES-200109	BH07032-X-5.00-ES-200109	BH07032-X-6.00-ES-200109	BH07032-X-7.00-ES-200110	BH07034-X-0.00-ES-200122	BH07034-X-1.00-ES-200122
		Location Code	BH07032	BH07032	BH07032	BH07032	BH07032	BH07032	BH07032	BH07034	BH07034
		Sample Depth Range	28.25	28.25	3	4	5	6	7	0	1
		Sample Date Time	20/01/2020	20/01/2020	09/01/2020	09/01/2020	09/01/2020	09/01/2020	10/01/2020	22/01/2020	22/01/2020
		Matrix Description	LQM S4UL Public Open Space (POS) Residential - 1% SOM								
		C4SL Public Open Space (POS) Residential									
Chem Group	ChemName	output unit	EQL								
Phenolics	Xenonols	mg/kg	0.015	-	-	-	-	-	-	-	-
	Phenol Index	mg/kg	0.5	<0.5	<0.5	<0.5	<0.5	<0.5	<0.5	<0.5	<0.5
	3-84-methylphenol	mg/kg	0.1	-	-	-	-	-	-	-	-
	Cresol Total	mg/kg	0.01	-	-	-	-	-	-	-	-
Phenols Monohydric	Phenol	mg/kg	0.01	-	-	-	-	-	-	-	-
	Phenols Monohydric	mg/kg	0.035	-	-	-	-	-	-	-	-
	Dibutyltin	mg/kg	-	-	-	-	-	-	-	-	-
	Monophenyltin	mg/kg	-	-	-	-	-	-	-	-	-
Organotins	Diphenyltin	mg/kg	-	-	-	-	-	-	-	-	-
	Monobutyltin	mg/kg	-	-	-	-	-	-	-	-	-
	Tetrabutyltin	mg/kg	-	-	-	-	-	-	-	-	-
	Tributyltin	mg/kg	0.001	-	-	<0.005	<0.005	<0.005	<0.005	-	-
Pesticides	Triphenyltin	mg/kg	-	-	-	-	-	-	-	-	-
	Ethionphos	mg/kg	0.002	-	-	-	-	-	-	-	-
	Heptachlor epoxide	mg/kg	0.002	-	-	-	-	-	-	-	-
	Methacrifos	mg/kg	0.002	-	-	-	-	-	-	-	-
Pesticides	Propetamphos	mg/kg	0.002	-	-	-	-	-	-	-	-
	Simetryn	mg/kg	0.05	-	-	-	-	-	-	-	-
	Sodium Acifluorfen	mg/kg	-	-	-	-	-	-	-	-	-
	Tetraazene	mg/kg	0.003	-	-	-	-	-	-	-	-
Pesticides	2,4,5-TP (Silvex)	mg/kg	-	-	-	-	-	-	-	-	-
	Hedonal	mg/kg	-	-	-	-	-	-	-	-	-
	2,4-DDT	mg/kg	0.003	-	-	-	-	-	-	-	-
	2,4-Dichloroprop	mg/kg	-	-	-	-	-	-	-	-	-
Pesticides	4-(2,4-Dichlorophenoxy)butyric Acid (2,4-DB)	mg/kg	-	-	-	-	-	-	-	-	-
	4,4-DDE	mg/kg	0.005	-	-	-	-	-	-	-	-
	4-Chlorophenoxy acetic acid	mg/kg	-	-	-	-	-	-	-	-	-
	a-BHC	mg/kg	0.002	24	-	-	-	-	-	-	-
Pesticides	Aldrin	mg/kg	0.002	18	-	-	-	-	-	-	-
	Ametryn	mg/kg	0.05	-	-	-	-	-	-	-	-
	Acetyl (bovnil)	mg/kg	-	-	-	-	-	-	-	-	-
	Atraton	mg/kg	0.05	-	-	-	-	-	-	-	-
Pesticides	Atrazine	mg/kg	0.05	1200	-	-	-	-	-	-	-
	Azinophos methyl	mg/kg	0.005	-	-	-	-	-	-	-	-
	b-BHC	mg/kg	0.002	8.1	-	-	-	-	-	-	-
	Bentazone	mg/kg	0.1	-	-	-	-	-	-	-	-
Pesticides	Bromoxynil	mg/kg	-	-	-	-	-	-	-	-	-
	Carbofenthothion	mg/kg	0.003	-	-	-	-	-	-	-	-
	chlordanes	mg/kg	0.002	-	-	-	-	-	-	-	-
	Chlordane (cis)	mg/kg	0.002	-	-	-	-	-	-	-	-
Pesticides	Azinphos Ethyl	mg/kg	0.005	-	-	-	-	-	-	-	-
	Chlordane (trans)	mg/kg	0.05	-	-	-	-	-	-	-	-
	Chlorfenvinphos	mg/kg	0.003	-	-	-	-	-	-	-	-
	Chlorotoluron	mg/kg	-	-	-	-	-	-	-	-	-
Pesticides	Chlorovifos	mg/kg	0.002	-	-	-	-	-	-	-	-
	Chlorpyrifos-methyl	mg/kg	0.002	-	-	-	-	-	-	-	-
	Cyanazine	mg/kg	-	-	-	-	-	-	-	-	-
	d-BHC	mg/kg	0.002	-	-	-	-	-	-	-	-
Pesticides	DDD	mg/kg	0.005	-	-	-	-	-	-	-	-
	DDT	mg/kg	0.005	-	-	-	-	-	-	-	-
	Chlorothalonil	mg/kg	0.002	-	-	-	-	-	-	-	-
	Diazinon	mg/kg	0.001	-	-	-	-	-	-	-	-
Pesticides	Dicamba	mg/kg	-	-	-	-	-	-	-	-	-
	Dichlobenil	mg/kg	0.001	-	-	-	-	-	-	-	-
	cis-Permethrin	mg/kg	0.003	-	-	-	-	-	-	-	-
	Dichlorvos	mg/kg	0.002	16	-	-	-	-	-	-	-
Pesticides	Diclofop	mg/kg	-	-	-	-	-	-	-	-	-
	Dieldrin	mg/kg	0.005	18	-	-	-	-	-	-	-
	Dimethoate	mg/kg	0.003	-	-	-	-	-	-	-	-
	Dinoseb	mg/kg	-	-	-	-	-	-	-	-	-
Pesticides	Diuron	mg/kg	-	-	-	-	-	-	-	-	-
	Endosulfan I	mg/kg	0.001	1200	-	-	-	-	-	-	-
	Endosulfan II	mg/kg	0.01	-	-	-	-	-	-	-	-
	Endosulfan sulphate	mg/kg	0.005	-	-	-	-	-	-	-	-
Pesticides	Endrin	mg/kg	0.003	-	-	-	-	-	-	-	-
	Endrin ketone	mg/kg	0.03	-	-	-	-	-	-	-	-
	Ethion	mg/kg	0.003	-	-	-	-	-	-	-	-
	Fenitrothion	mg/kg	0.005	-	-	-	-	-	-	-	-
Pesticides	Fenithion	mg/kg	0.01	-	-	-	-	-	-	-	-
	Fluroxypyr	mg/kg	0.1	-	-	-	-	-	-	-	-

		Field ID	BH07032-X-28-25-ES-200120	BH07032-X-28-25-ES-200120	BH07032-X-3.00-ES-200109	BH07032-X-4.00-ES-200109	BH07032-X-5.00-ES-200109	BH07032-X-6.00-ES-200109	BH07032-X-7.00-ES-200110	BH07034-X-0.00-ES-200122	BH07034-X-1.00-ES-200122	
		Location Code	BH07032	BH07032	BH07032	BH07032	BH07032	BH07032	BH07032	BH07034	BH07034	
		Sample Depth Range	28.25	28.25	3	4	5	6	7	0	1	
		Sampled Date Time	20/01/2020	20/01/2020	09/01/2020	09/01/2020	09/01/2020	09/01/2020	10/01/2020	22/01/2020	22/01/2020	
		Matrix Description	LQM S4UL Public Open Space (POS) Residential - 1% SOM									
		C4SL Public Open Space (POS) Residential										
Chem Group	ChemName	output unit	EQL									
	o-BHC (Lindane)	mg/kg	0.001	-	-	-	-	-	-	-	-	
	Heptachlor	mg/kg	0.003	-	-	-	-	-	-	-	-	
	Isodrin	mg/kg	0.002	-	-	-	-	-	-	-	-	
	Isoproturon	mg/kg	-	-	-	-	-	-	-	-	-	
	Linuron	mg/kg	-	-	-	-	-	-	-	-	-	
	Malathion	mg/kg	0.002	-	-	-	-	-	-	-	-	
	2-Methyl-4-chlorophenoxyacetic acid	mg/kg	-	-	-	-	-	-	-	-	-	
	2-Methyl-4-Chlorophenoxy Butanoic Acid	mg/kg	-	-	-	-	-	-	-	-	-	
	Meconop	mg/kg	-	-	-	-	-	-	-	-	-	
	Methoxychlor	mg/kg	0.005	-	-	-	-	-	-	-	-	
	Methyl carathion	mg/kg	0.01	-	-	-	-	-	-	-	-	
	Mevinphos (Phosdrin)	mg/kg	0.002	-	-	-	-	-	-	-	-	
	o,p-DDD	mg/kg	0.005	-	-	-	-	-	-	-	-	
	o,p'-DDE	mg/kg	0.002	-	-	-	-	-	-	-	-	
	o,p'-Methoxychlor	mg/kg	0.05	-	-	-	-	-	-	-	-	
	Parathion	mg/kg	0.005	-	-	-	-	-	-	-	-	
	Pendimethalin	mg/kg	0.01	-	-	-	-	-	-	-	-	
	Permethrin	mg/kg	0.05	-	-	-	-	-	-	-	-	
	Permethrin II	mg/kg	0.003	-	-	-	-	-	-	-	-	
	Phorate	mg/kg	0.01	-	-	-	-	-	-	-	-	
	Priniphos-methyl	mg/kg	0.002	-	-	-	-	-	-	-	-	
	Priniphos-ethyl	mg/kg	0.002	-	-	-	-	-	-	-	-	
	Prometon	mg/kg	0.05	-	-	-	-	-	-	-	-	
	Prometryn	mg/kg	0.05	-	-	-	-	-	-	-	-	
	Pronamide	mg/kg	0.002	-	-	-	-	-	-	-	-	
	Propazine	mg/kg	0.05	-	-	-	-	-	-	-	-	
	Propiconazole	mg/kg	-	-	-	-	-	-	-	-	-	
	Propoxycarbazono-sodium	mg/kg	-	-	-	-	-	-	-	-	-	
	Simazine	mg/kg	0.05	-	-	-	-	-	-	-	-	
	Terbutryn	mg/kg	0.05	-	-	-	-	-	-	-	-	
	Terbutylazine	mg/kg	0.05	-	-	-	-	-	-	-	-	
	Phoxalone	mg/kg	0.005	-	-	-	-	-	-	-	-	
	Phosphamidon	mg/kg	0.005	-	-	-	-	-	-	-	-	
	Triadimefon	mg/kg	0.002	-	-	-	-	-	-	-	-	
	Triallate	mg/kg	0.002	-	-	-	-	-	-	-	-	
	Triclopyr	mg/kg	0.1	-	-	-	-	-	-	-	-	
	Tricosan	mg/kg	-	-	-	-	-	-	-	-	-	
	Trifluralin	mg/kg	0.01	-	-	-	-	-	-	-	-	
	Tebuconazole	mg/kg	-	-	-	-	-	-	-	-	-	
	Telodrin	mg/kg	0.05	-	-	-	-	-	-	-	-	
	Triazophos	mg/kg	0.003	-	-	-	-	-	-	-	-	
SVOC TIC	SVOC TICs - Detect	Detect	-	-	-	-	-	-	-	-	-	
	Anthraquinone 9,10-	mg/kg	-	-	-	-	-	-	-	-	-	
	SVOC Tentatively Identified Compounds	mg/kg	0.1	-	-	-	-	-	-	-	-	
	Aniline	mg/kg	0.3	-	-	-	-	-	-	-	-	
VOC TIC	VOC TICs - Detect	Detect	-	-	-	-	-	-	-	-	-	
	VOC Tentatively Identified Compounds	mg/kg	0.05	-	-	-	-	-	-	-	-	
	Freon 113	mg/kg	0.005	-	-	-	-	-	-	-	-	
Other	Temperature	°C	-	-	-	-	-	-	-	-	-	
	Conductivity @ 20°C	µS/cm	14	-	-	-	-	-	-	-	-	
	% Stones >4mm	%	-	-	-	-	-	-	-	-	-	
	Fraction of non-crushable material	%	100	100	0	0	0	0	0	0	0	
	Moisture Content (dried @35°C)	%	-	-	-	-	-	-	-	-	-	
	Moisture Content 105C	%	0.1	22.6	25.5	23.8	23.3	29.5	44.6	44.2	23.7	
	pH (Lab)	pH Units	1	8.1	8.2	10.5	9	7.8	7.5	8	8.3	
	Stone Content	%	0.1	5.7	0	20.6	1.3	4.8	0	0	5	
	Total Organic Carbon	%	0.02	0.13	0.34	0.67	0.48	1.34	2.94	4.53	0.6	

**Env Stds Comments**  
 #1:GAC is only presented as speciated chromium. 7.7mg/kg is used for hexavalent. If hexavalent chromium (CVI) data is available, a value of 1,500mg/kg r  
 #2:C4SL for lead adopted  
 #3:GAC only presented as speciated mercury. 16mg/kg is used for elemental mercury. If the CSM indicates that elemental mercury is not a CoC and mercury  
 #4:Updated S4UL for nickel  
 #5:S4UL exceeds solubility saturation limit  
 #6:Criteria derived for Al<sup>3</sup>-C16-C35 split between Al<sup>3</sup>-C16-21 & Al<sup>3</sup>-C21-35. Requires summation of fractions to use Al<sup>3</sup>-C16-C35 criteria.  
 #7:Criteria presented is for p-xylene. A separate value is presented for o-xylene.  
 #8:S4UL based on a threshold protective of direct skin contact with phenol

**Legend**

38.2	Results exceeds GAC.
<50	Results MDL is greater than GAC.
NAD	No asbestos detected.
-	Determinand has not been tested for.

**Notes**  
 A range is given where a determinand has been analysed for by more than one method.

Chem Group	ChemName	output unit	EQL	Field ID Location Code Sample Depth Range	Matrix Description										
					C4SUL Public Open Space (POS) Residential										
					LOM S4UL Public Open Space (POS) Residential - 1% SOM										
				Sampled Date Time	30/01/2020	30/01/2020	30/01/2020	30/01/2020	30/01/2020	30/01/2020	30/01/2020	31/01/2020	31/01/2020	06/02/2020	
				BH07034-X-10.00-ES-200130	BH07034-X-11.00-ES-200130	BH07034-X-12.00-ES-200130	BH07034-X-13.00-ES-200130	BH07034-X-14.00-ES-200130	BH07034-X-15.00-ES-200130	BH07034-X-16.00-ES-200131	BH07034-X-17.00-ES-200131	BH07034-X-18.00-ES-200206			
				BH07034	BH07034	BH07034	BH07034	BH07034	BH07034	BH07034	BH07034	BH07034			
				10	11	12	13	14	15	16	17	18			
Metals	Antimony	mg/kg	0.1	-	-	-	-	-	-	-	-	-	-	-	-
Metals	Arsenic	mg/kg	0.3	79	79	20.2	15.2	17.5	12.3	10	7.7	8.6	7.7	18.5	
Metals	Boron	mg/kg	0.5	21000	7.4	7.6	22.8	30.5	9	4.1	3.7	3.5	8.6		
Metals	Cadmium	mg/kg	0.02	220	120	0.25	0.24	0.41	0.38	0.14	<0.1	<0.1	<0.1	0.17	
Metals	Chromium (hexavalent)	mg/kg	0.1	21	7.7	<0.1	<0.1	<0.1	<0.1	<0.1	<0.1	<0.1	<0.1	<0.1	
Metals	Chromium	mg/kg	0.5	21	7.7	37.9	29.4	33.6	39.5	24.9	14.9	13	12.7	29.2	
Metals	Cobalt	mg/kg	0.1	-	-	-	-	-	-	-	-	-	-	-	
Metals	Copper	mg/kg	0.5	12000	20.5	47.6	26.5	43.5	18.5	10.2	12.6	8.2	15.6		
Metals	Lead	mg/kg	0.5	630	630	24.8	17	24.4	52.2	26.5	6.9	17.2	10.1	19.5	
Metals	Mercury	mg/kg	0.1	-	-	<0.1	<0.1	<0.1	<0.1	<0.1	<0.1	<0.1	<0.1		
Metals	Molybdenum	mg/kg	0.1	-	-	-	-	-	-	-	-	-	-		
Metals	Nickel	mg/kg	0.2	2300	26.9	22.6	25.1	20.9	15	11.8	10.8	10.3	30.2		
Metals	Selenium	mg/kg	0.5	1100	0.6	<0.5	0.6	<0.5	<0.5	<0.5	<0.5	<0.5	<0.5		
Metals	Vanadium	mg/kg	0.2	2000	-	-	-	-	-	-	-	-	-		
Metals	Zinc	mg/kg	1.9	81000	78.8	69.5	111.9	121.8	65.4	34.2	48.1	38.6	79		
Asbestos	Anthophyllite	Detect	-	-	-	-	-	-	-	-	-	-	-		
Asbestos	Asbestos Containing Material	Detect	-	-	-	-	-	-	-	-	-	-	-		
Asbestos	Asbestos Analysis Comments	-	-	-	-	-	-	-	-	-	-	-	-		
Asbestos	Asbestos PCOM Quantification	%	0.001	-	-	-	-	-	-	-	-	-	-		
Asbestos	Asbestos Quantification Total	%	0.001	-	-	-	-	-	-	-	-	-	-		
Asbestos	Asbestos: Actinolite	Detect	-	-	-	-	-	-	-	-	-	-	-		
Asbestos	Additional Asbestos Components (Using TM048)	Comment	-	-	-	-	-	-	-	-	-	-	-		
Asbestos	Crocidolite Asbestos	Detect	-	-	-	-	-	-	-	-	-	-	-		
Asbestos	Asbestos Gravimetric Quantification	%	0.001	-	-	-	-	-	-	-	-	-	-		
Asbestos	Asbestos ID (Stage 1)	Detect	-	NAD	NAD	NAD	NAD	NAD	NAD	NAD	NAD	NAD	NAD		
Asbestos	Chrysotile Asbestos	Detect	-	-	-	-	-	-	-	-	-	-	-		
Asbestos	Amosite Asbestos	Detect	-	-	-	-	-	-	-	-	-	-	-		
Asbestos	Non-Asbestos Fibre	Detect	-	-	-	-	-	-	-	-	-	-	-		
Asbestos	Tremolite	Detect	-	-	-	-	-	-	-	-	-	-	-		
Inorganics	Ammoniacal Nitrogen as N	mg/kg	12	-	-	-	-	-	-	-	-	-	-		
Inorganics	Cyanide (Free)	mg/kg	0.5	<0.5	<0.5	<0.5	<0.5	<0.5	<0.5	<0.5	<0.5	<0.5	<0.5		
Inorganics	Cyanide Total	mg/kg	0.5	<0.5	<0.5	<0.5	<0.5	<0.5	<0.5	<0.5	<0.5	<0.5	<0.5		
Inorganics	Cyanides-complex	mg/kg	1	-	-	-	-	-	-	-	-	-	-		
Inorganics	Phosphorus	mg/kg	4	-	-	-	-	-	-	-	-	-	-		
PAH	Coronene	mg/kg	0.3	-	-	-	-	-	-	-	-	-	-		
PAH	Naphthalene	mg/kg	0.005	4900	<0.08	<0.08	<0.08	<0.08	<0.08	<0.08	<0.08	<0.08	<0.08		
PAH	Acenaphthene	mg/kg	0.008	15000	<0.08	<0.08	<0.08	<0.08	<0.08	<0.08	<0.08	<0.08	<0.08		
PAH	Acenaphthylene	mg/kg	0.012	19000	<0.08	<0.08	<0.08	<0.08	<0.08	<0.08	<0.08	<0.08	<0.08		
PAH	Fluoranthene	mg/kg	0.017	3100	<0.08	<0.08	<0.08	<0.08	<0.08	<0.08	<0.08	<0.08	<0.08		
PAH	Anthracene	mg/kg	0.016	74000	<0.08	<0.08	<0.08	<0.08	<0.08	<0.08	<0.08	<0.08	<0.08		
PAH	Phenanthrene	mg/kg	0.015	3100	<0.08	<0.08	<0.08	<0.08	<0.08	<0.08	<0.08	<0.08	<0.08		
PAH	Fluorene	mg/kg	0.01	9900	<0.08	<0.08	<0.08	<0.08	<0.08	<0.08	<0.08	<0.08	<0.08		
PAH	Chrysene	mg/kg	0.01	57	<0.08	<0.08	<0.08	<0.08	<0.08	<0.08	<0.08	<0.08	<0.08		
PAH	Pyrene	mg/kg	0.015	7400	<0.08	<0.08	<0.08	<0.08	<0.08	<0.08	<0.08	<0.08	<0.08		
PAH	Benzo(a)anthracene	mg/kg	0.014	29	<0.08	<0.08	<0.08	<0.08	<0.08	<0.08	<0.08	<0.08	<0.08		
PAH	Benzo(b)fluoranthene	mg/kg	0.015	71	<0.08	<0.08	<0.08	<0.08	<0.08	<0.08	<0.08	<0.08	<0.08		
PAH	Benzo(k)fluoranthene	mg/kg	0.014	190	<0.08	<0.08	<0.08	<0.08	<0.08	<0.08	<0.08	<0.08	<0.08		
PAH	Benzo(a)pyrene	mg/kg	0.015	5.7	<0.08	<0.08	<0.08	<0.08	<0.08	<0.08	<0.08	<0.08	<0.08		
PAH	Dibenz(a,h)anthracene	mg/kg	0.023	0.57	<0.08	<0.08	<0.08	<0.08	<0.08	<0.08	<0.08	<0.08	<0.08		
PAH	Benzo(g,h,i)perylene	mg/kg	0.024	640	<0.08	<0.08	<0.08	<0.08	<0.08	<0.08	<0.08	<0.08	<0.08		
PAH	Indeno(1,2,3-c,d)pyrene	mg/kg	0.018	82	<0.08	<0.08	<0.08	<0.08	<0.08	<0.08	<0.08	<0.08	<0.08		
PAH	PAH 16 Total	mg/kg	0.118	-	<1.28	<1.28	<1.28	<1.28	<1.28	<1.28	<1.28	<1.28	<1.28		
TPH CWG	>C6-C8 Aliphatics	mg/kg	0.01	(ref)1570000 <sup>PS</sup>	-	-	-	-	-	-	-	-	-		
TPH CWG	>C6-C7 Aliphatics	mg/kg	0.2	600000	-	-	-	-	-	-	-	-	-		
TPH CWG	>C6-C8 Aliphatics	mg/kg	0.01	600000	-	-	-	-	-	-	-	-	-		
TPH CWG	>C10-C44 Aliphatics	mg/kg	5	-	-	-	-	-	-	-	-	-	-		
TPH CWG	>C7-C8 Aliphatics	mg/kg	0.2	-	-	-	-	-	-	-	-	-	-		
TPH CWG	>C10-C44 Aliphatics/Aromatics	mg/kg	10	-	-	-	-	-	-	-	-	-	-		
TPH CWG	>C8-C10 Aliphatics	mg/kg	0.01	13000	-	-	-	-	-	-	-	-	-		
TPH CWG	>C10-C12 Aliphatics	mg/kg	0.01	13000	-	-	-	-	-	-	-	-	-		
TPH CWG	>C12-C16 Aliphatics	mg/kg	0.1	19000	-	-	-	-	-	-	-	-	-		
TPH CWG	>C16-C21 Aliphatics	mg/kg	0.1	125000 <sup>PM</sup>	-	-	-	-	-	-	-	-	-		
TPH CWG	>C21-C35 Aliphatics	mg/kg	0.1	125000 <sup>PM</sup>	-	-	-	-	-	-	-	-	-		
TPH CWG	>C35-C44 Aliphatics	mg/kg	0.1	250000	-	-	-	-	-	-	-	-	-		
TPH CWG	>C5-C10 Aliphatics	mg/kg	0.05	-	-	-	-	-	-	-	-	-	-		
TPH CWG	>C8-C40 Aliphatics	mg/kg	20	-	-	-	-	-	-	-	-	-	-		
TPH CWG	Total Aliphatics >C12-C44	mg/kg	0.1	-	-	-	-	-	-	-	-	-	-		
TPH CWG	>E5-EC10 Aromatics	mg/kg	0.05	-	-	-	-	-	-	-	-	-	-		
TPH CWG	>E5-EC7 Aromatics	mg/kg	0.01	56000	-	-	-	-	-	-	-	-	-		
TPH CWG	>E6-EC7 Aromatics	mg/kg	0.01	-	-	-	-	-	-	-	-	-	-		
TPH CWG	>E7-EC8 Aromatics	mg/kg	0.01	56000	-	-	-	-	-	-	-	-	-		
TPH CWG	>E8-EC10 Aromatics	mg/kg	0.01	5000	-	-	-	-	-	-	-	-	-		
TPH CWG	>E10-EC12 Aromatics	mg/kg	0.01	5000	-	-	-	-	-	-	-	-	-		
TPH CWG	>E8-EC40 Aromatics	mg/kg	20	-	-	-	-	-	-	-	-	-	-		
TPH CWG	>E10-EC44 Aromatics	mg/kg	5	-	-	-	-	-	-	-	-	-	-		
TPH CWG	>E12-EC16 Aromatics	mg/kg	0.1	5100	-	-	-	-	-	-	-	-	-		
TPH CWG	>E16-EC21 Aromatics	mg/kg	0.1	3800	-	-	-	-	-	-	-	-	-		
TPH CWG	>EC21-EC35 Aromatics	mg/kg	0.1	3800	-	-	-	-	-	-	-	-	-		
TPH CWG	>E35-EC44 Aromatics	mg/kg	0.1	3800	-	-	-	-	-	-	-	-	-		
TPH CWG	>EC40-EC44 Aromatics	mg/kg	0.1	-	-	-	-	-	-	-	-	-	-		
TPH CWG	>E12-EC44 Aromatics	mg/kg	0.1	-	-	-	-	-	-	-	-	-	-		
TPH CWG	TPH Aliphatics & Aromatics >C5-44	mg/kg	0.1	-	-	-	-	-	-	-	-	-	-		



Chem Group	ChemName	output unit	EQL	Field ID	BH07034-X-10.00-ES-200130	BH07034-X-11.00-ES-200130	BH07034-X-12.00-ES-200130	BH07034-X-13.00-ES-200130	BH07034-X-14.00-ES-200130	BH07034-X-15.00-ES-200130	BH07034-X-16.00-ES-200131	BH07034-X-17.00-ES-200131	BH07034-X-18.00-ES-200206		
				Location Code	BH07034	BH07034	BH07034	BH07034	BH07034	BH07034	BH07034	BH07034	BH07034	BH07034	BH07034
				Sample Depth Range	10	11	12	13	14	15	16	17	18		
				Sampled Date Time	30/01/2020	30/01/2020	30/01/2020	30/01/2020	30/01/2020	30/01/2020	31/01/2020	31/01/2020	06/02/2020		
				Matrix Description	LQM S4UL Public Open Space (POS) Residential - 1% SOM										
				C4SL Public Open Space (POS) Residential											
TPH	>C6-C6	mg/kg	0.02	-	-	-	-	-	-	-	-	-	-		
	>C6-C7	mg/kg	0.02	-	-	-	-	-	-	-	-	-	-		
	>C7-C8	mg/kg	0.02	-	-	-	-	-	-	-	-	-	-		
	>C6-C8	mg/kg	0.2	<0.2	<0.2	<0.2	<0.2	<0.2	<0.2	<0.2	<0.2	<0.2	<0.2		
	>C8-C10	mg/kg	0.02	<2	<2	<2	<2	<2	<2	<2	<2	<2	<2		
	>C10-C12	mg/kg	0.02	<2	<2	<2	<2	<2	<2	<2	<2	<2	<2		
	>C12-C16	mg/kg	2	<2	<2	<2	<2	<2	<2	<2	<2	<2	<2		
	>C16-C21	mg/kg	2	4.43	3.76	5.51	7.67	4.76	4.17	2.84	2.87	3.41	3.41		
	>C21-C28	mg/kg	35	-	-	-	-	-	-	-	-	-	-		
	>C21-C35	mg/kg	4.38	21.9	18.2	23.4	33.9	26	119	11.8	8.91	23.3			
	>C28-C35	mg/kg	35	-	-	-	-	-	-	-	-	-	-		
	>C31-C40	mg/kg	10	25.8	21.8	27.7	40.2	31.8	129	14.1	11.1	27.5			
	>C35-C40	mg/kg	35	-	-	-	-	-	-	-	-	-	-		
	GRO >C5-10	mg/kg	0.02	-	-	-	-	-	-	-	-	-	-		
	TPH >C8-C40	mg/kg	10	<31.7	<27	<34.7	<49.6	<38.2	<135	<19.2	<16.2	<33			
	EPH >C5-40	mg/kg	35	-	-	-	-	-	-	-	-	-	-		
	EPH >C10-40	mg/kg	35	-	-	-	-	-	-	-	-	-	-		
	GRO	mg/kg	0.2	-	-	-	-	-	-	-	-	-	-		
	GRO >C5-12	mg/kg	0.1	-	-	-	-	-	-	-	-	-	-		
	TPH by GC/ED (AR)	mg/kg	10	31.8	27.1	35	50	38.4	135	19	16.1	33.2			
BTEX and MTE	Benzene	mg/kg	0.001	140	72	-	-	-	-	-	10	-	-		
	Toluene	mg/kg	0.005	-	56000	-	-	-	-	-	-	-	-		
	Ethylbenzene	mg/kg	0.002	-	24000	-	-	-	-	-	-	-	-		
	Xylene (m & o)	mg/kg	0.004	-	41000	-	-	-	-	-	-	-	-		
	Xylene (o)	mg/kg	0.002	-	-	-	-	-	-	-	-	-	-		
	Xylene Total	mg/kg	0.02	-	-	-	-	-	-	-	-	-	-		
	MTE	mg/kg	0.001	-	-	-	-	-	-	-	-	-	-		
	Total BTEX	mg/kg	0.04	-	-	-	-	-	-	-	-	-	-		
VOC	Styrene	mg/kg	0.001	-	-	-	-	-	-	-	-	-	-		
	cis-1,3-dichloroethene	mg/kg	0.001	-	-	-	-	-	-	-	-	-	-		
	trans-1,3-dichloroethene	mg/kg	0.001	-	-	-	-	-	-	-	-	-	-		
	1,1,1,2-tetrachloroethane	mg/kg	0.001	1400	-	-	-	-	-	-	-	-	-		
	1,1,1-trichloroethane	mg/kg	0.001	140000	-	-	-	-	-	-	-	-	-		
	1,1,2,2-tetrachloroethane	mg/kg	0.001	1400	-	-	-	-	-	-	-	-	-		
	1,1,2-trichloroethane	mg/kg	0.001	-	-	-	-	-	-	-	-	-	-		
	1,1-dichloroethane	mg/kg	0.001	-	-	-	-	-	-	-	-	-	-		
	1,1-dichloroethene	mg/kg	0.001	-	-	-	-	-	-	-	-	-	-		
	1,1-dichloroethene	mg/kg	0.001	-	-	-	-	-	-	-	-	-	-		
	1,2,3-trichloroethane	mg/kg	0.001	-	-	-	-	-	-	-	-	-	-		
	1,2,4-trimethylbenzene	mg/kg	0.001	-	-	-	-	-	-	-	-	-	-		
	1,2-dibromo-3-chloropropane	mg/kg	0.001	-	-	-	-	-	-	-	-	-	-		
	1,2-dibromoethane	mg/kg	0.001	-	-	-	-	-	-	-	-	-	-		
	1,2-dichloroethane	mg/kg	0.001	29	-	-	-	-	-	-	-	-	-		
	1,2-dichloroethene	mg/kg	0.001	-	-	-	-	-	-	-	-	-	-		
	1,3,5-trimethylbenzene	mg/kg	0.001	-	-	-	-	-	-	-	-	-	-		
	1,3-dichloropropane	mg/kg	0.001	-	-	-	-	-	-	-	-	-	-		
	2,2-dichloropropane	mg/kg	0.001	-	-	-	-	-	-	-	-	-	-		
	2-chlorotoluene	mg/kg	0.001	-	-	-	-	-	-	-	-	-	-		
	4-chlorotoluene	mg/kg	0.001	-	-	-	-	-	-	-	-	-	-		
	Bromobenzene	mg/kg	0.001	-	-	-	-	-	-	-	-	-	-		
	Bromochloromethane	mg/kg	0.001	-	-	-	-	-	-	-	-	-	-		
	Bromodichloromethane	mg/kg	0.001	-	-	-	-	-	-	-	-	-	-		
	Bromoform	mg/kg	0.001	-	-	-	-	-	-	-	-	-	-		
	Bromomethane	mg/kg	0.001	-	-	-	-	-	-	-	-	-	-		
	Carbon disulfide	mg/kg	0.007	11000	-	-	-	-	-	-	-	-	-		
	Carbon tetrachloride	mg/kg	0.001	890	-	-	-	-	-	-	-	-	-		
	Chlorobromomethane	mg/kg	0.001	-	-	-	-	-	-	-	-	-	-		
	Chloroethane	mg/kg	0.002	-	-	-	-	-	-	-	-	-	-		
	Chloroform	mg/kg	0.001	2500	-	-	-	-	-	-	-	-	-		
	Chloromethane	mg/kg	0.003	-	-	-	-	-	-	-	-	-	-		
	cis-1,2-dichloroethene	mg/kg	0.005	-	-	-	-	-	-	-	-	-	-		
	Dibromomethane	mg/kg	0.001	-	-	-	-	-	-	-	-	-	-		
	Dichlorodifluoromethane	mg/kg	0.001	-	-	-	-	-	-	-	-	-	-		
	Dichloromethane	mg/kg	0.01	-	-	-	-	-	-	-	-	-	-		
	Isopropylbenzene	mg/kg	0.001	-	-	-	-	-	-	-	-	-	-		
	n-butylbenzene	mg/kg	0.001	-	-	-	-	-	-	-	-	-	-		
	n-propylbenzene	mg/kg	0.001	-	-	-	-	-	-	-	-	-	-		
	p-isocrotyltoluene	mg/kg	0.001	-	-	-	-	-	-	-	-	-	-		
sec-butylbenzene	mg/kg	0.001	-	-	-	-	-	-	-	-	-	-			
Trichloroethene	mg/kg	0.001	120	-	-	-	-	-	-	-	-	-			
tert-butylbenzene	mg/kg	0.001	-	-	-	-	-	-	-	-	-	-			
Tetrachloroethene	mg/kg	0.003	1400	-	-	-	-	-	-	-	-	-			
trans-1,2-dichloroethene	mg/kg	0.001	-	-	-	-	-	-	-	-	-	-			
Trichlorofluoromethane	mg/kg	0.001	-	-	-	-	-	-	-	-	-	-			
Vinyl chloride	mg/kg	0.001	3.5	-	-	-	-	-	-	-	-	-			
tert-Amyl methyl ether	mg/kg	0.01	-	-	-	-	-	-	-	-	-	-			
VOC/SVOC	1,2,3-trichlorobenzene	mg/kg	0.001	1800	-	-	-	-	-	-	-	-	-		
	1,2,4-trichlorobenzene	mg/kg	0.003	15000	-	-	-	-	-	-	-	-	-		
	1,2-dichlorobenzene	mg/kg	0.001	90000	-	-	-	-	-	-	-	-	-		
	1,3,5-Trichlorobenzene	mg/kg	0.001	1700	-	-	-	-	-	-	-	-	-		
	1,3-dichlorobenzene	mg/kg	0.001	300	-	-	-	-	-	-	-	-	-		
	1,4-dichlorobenzene	mg/kg	0.001	17000	-	-	-	-	-	-	-	-	-		
	Chlorobenzene	mg/kg	0.001	11000	-	-	-	-	-	-	-	-	-		
Hexachlorobutadiene	mg/kg	0.002	25	-	-	-	-	-	-	-	-	-			

		Field ID	BH07034-X-10.00-ES-200130	BH07034-X-11.00-ES-200130	BH07034-X-12.00-ES-200130	BH07034-X-13.00-ES-200130	BH07034-X-14.00-ES-200130	BH07034-X-15.00-ES-200130	BH07034-X-16.00-ES-200131	BH07034-X-17.00-ES-200131	BH07034-X-18.00-ES-200206
		Location Code	BH07034	BH07034	BH07034	BH07034	BH07034	BH07034	BH07034	BH07034	BH07034
		Sample Depth Range	10	11	12	13	14	15	16	17	18
		Sampled Date Time	30/01/2020	30/01/2020	30/01/2020	30/01/2020	30/01/2020	30/01/2020	31/01/2020	31/01/2020	06/02/2020
		Matrix Description	LQM S4UL Public Open Space (POS) Residential - 1% SOM								
		C4SL Public Open Space (POS) Residential									
Chem Group	ChemName	output unit	EQL								
SVOC	Benzyl alcohol	mg/kg	0.5	-	-	-	-	-	-	-	-
	Diphenyl ether	mg/kg	0.1	-	-	-	-	-	-	-	-
	4-bromophenyl phenyl ether	mg/kg	0.1	-	-	-	-	-	-	-	-
	4-nitroaniline	mg/kg	0.1	-	-	-	-	-	-	-	-
	4-nitrophenol	mg/kg	0.1	-	-	-	-	-	-	-	-
	1,1-Biohexyl	mg/kg	0.1	-	-	-	-	-	-	-	-
	1,2,3,4-tetrachlorobenzene	mg/kg	0.001	830	-	-	-	-	-	-	-
	1-Methylnaphthalene	mg/kg	0.1	-	-	-	-	-	-	-	-
	2,4,5-trichlorophenol	mg/kg	0.1	-	-	-	-	-	-	-	-
	2,4,6-trichlorophenol	mg/kg	0.1	-	-	-	-	-	-	-	-
	2,4-dichlorophenol	mg/kg	0.1	-	-	-	-	-	-	-	-
	2,4-dimethylphenol	mg/kg	0.1	-	-	-	-	-	-	-	-
	2,4-dinitrophenol	mg/kg	0.5	-	-	-	-	-	-	-	-
	2,4-dinitrotoluene	mg/kg	0.1	-	-	-	-	-	-	-	-
	2,6-dinitrotoluene	mg/kg	0.1	-	-	-	-	-	-	-	-
	2-chloronaphthalene	mg/kg	0.1	-	-	-	-	-	-	-	-
	2-chlorophenol	mg/kg	0.1	-	-	-	-	-	-	-	-
	2-methylnaphthalene	mg/kg	0.1	-	-	-	-	-	-	-	-
	2-methylphenol	mg/kg	0.1	-	-	-	-	-	-	-	-
	2-nitroaniline	mg/kg	0.1	-	-	-	-	-	-	-	-
	2-nitrophenol	mg/kg	0.1	-	-	-	-	-	-	-	-
	3-nitroaniline	mg/kg	0.1	-	-	-	-	-	-	-	-
	4,6-Dinitro-2-methylphenol	mg/kg	0.2	-	-	-	-	-	-	-	-
	4-chloro-3-methylphenol	mg/kg	0.1	-	-	-	-	-	-	-	-
	4-chloroaniline	mg/kg	0.1	-	-	-	-	-	-	-	-
	4-chlorophenol	mg/kg	0.5	620	-	-	-	-	-	-	-
	4-chlorophenyl phenyl ether	mg/kg	0.1	-	-	-	-	-	-	-	-
	4-methylphenol	mg/kg	0.1	-	-	-	-	-	-	-	-
	Azobenzene	mg/kg	0.1	-	-	-	-	-	-	-	-
	Benzoic Acid	mg/kg	0.5	-	-	-	-	-	-	-	-
	Bis(2-chlorophenoxy) methane	mg/kg	0.1	-	-	-	-	-	-	-	-
	Bis(2-chloroethyl) ether	mg/kg	0.1	-	-	-	-	-	-	-	-
	Bis(2-chloroisopropyl) ether	mg/kg	0.1	-	-	-	-	-	-	-	-
	Bis(2-ethylhexyl) phthalate	mg/kg	0.1	-	-	-	-	-	-	-	-
	Butyl benzyl phthalate	mg/kg	0.1	-	-	-	-	-	-	-	-
	Catechol	mg/kg	0.1	-	-	-	-	-	-	-	-
	Dibenzofuran	mg/kg	0.1	-	-	-	-	-	-	-	-
	Diethylphthalate	mg/kg	0.1	-	-	-	-	-	-	-	-
	Dimethyl phthalate	mg/kg	0.1	-	-	-	-	-	-	-	-
	Di-n-butyl phthalate	mg/kg	0.1	-	-	-	-	-	-	-	-
	Di-n-octyl phthalate	mg/kg	0.1	-	-	-	-	-	-	-	-
	Hexachlorobenzene	mg/kg	0.002	16	-	-	-	-	-	-	-
	Hexachlorocyclopentadiene	mg/kg	0.1	-	-	-	-	-	-	-	-
	Hexachloroethane	mg/kg	0.1	-	-	-	-	-	-	-	-
	Isophorone	mg/kg	0.1	-	-	-	-	-	-	-	-
	Nitrobenzene	mg/kg	0.1	-	-	-	-	-	-	-	-
	N-nitrosodipropylamine	mg/kg	0.1	-	-	-	-	-	-	-	-
n-Nitrosodiphenylamine	mg/kg	0.1	-	-	-	-	-	-	-	-	
Pentachlorobenzene	mg/kg	0.001	100	-	-	-	-	-	-	-	
Pentachloronitrobenzene	mg/kg	0.05	-	-	-	-	-	-	-	-	
Pentachlorophenol	mg/kg	0.1	60	-	-	-	-	-	-	-	
PCB	PCB-110	mg/kg	-	-	-	-	-	-	-	-	-
	PCB-128	mg/kg	-	-	-	-	-	-	-	-	-
	PCB-141	mg/kg	-	-	-	-	-	-	-	-	-
	PCB-149	mg/kg	-	-	-	-	-	-	-	-	-
	PCB-151	mg/kg	-	-	-	-	-	-	-	-	-
	PCB-158	mg/kg	-	-	-	-	-	-	-	-	-
	PCB-170	mg/kg	-	-	-	-	-	-	-	-	-
	PCB-18	mg/kg	-	-	-	-	-	-	-	-	-
	PCB-183	mg/kg	-	-	-	-	-	-	-	-	-
	PCB-187	mg/kg	-	-	-	-	-	-	-	-	-
	PCB-194	mg/kg	-	-	-	-	-	-	-	-	-
	PCB-31	mg/kg	-	-	-	-	-	-	-	-	-
	PCB-44	mg/kg	-	-	-	-	-	-	-	-	-
	PCB-49	mg/kg	-	-	-	-	-	-	-	-	-
	2,2,4,4-tetrachloro-1,1-Biphenyl	mg/kg	-	-	-	-	-	-	-	-	-
	2,3,4,4-tetrachloro-1,1-Biphenyl	mg/kg	-	-	-	-	-	-	-	-	-
	Heptachlorobiphenyl, 2,3,3,4,4,5,5- (PCB 189)	mg/kg	0.003	-	-	-	-	-	-	-	-
	Hexachlorobiphenyl, 2,3,3,4,4,5- (PCB 156)	mg/kg	0.003	-	-	-	-	-	-	-	-
	Hexachlorobiphenyl, 2,3,3,4,4,5- (PCB 157)	mg/kg	0.003	-	-	-	-	-	-	-	-
	Hexachlorobiphenyl, 2,3,4,4,5,5- (PCB 167)	mg/kg	0.003	-	-	-	-	-	-	-	-
	Hexachlorobiphenyl, 3,3,4,4,5,5- (PCB 169)	mg/kg	0.003	-	-	-	-	-	-	-	-
	PCB 101	mg/kg	0.003	-	-	-	-	-	-	-	-
	PCB 118	mg/kg	0.003	-	-	-	-	-	-	-	-
	PCB 138	mg/kg	0.003	-	-	-	-	-	-	-	-
	PCB 153	mg/kg	0.003	-	-	-	-	-	-	-	-
	PCB 160	mg/kg	0.003	-	-	-	-	-	-	-	-
	PCB 26	mg/kg	0.003	-	-	-	-	-	-	-	-
	PCB 52	mg/kg	0.003	-	-	-	-	-	-	-	-
	Pentachlorobiphenyl, 2,3,3,4,4- (PCB 105)	mg/kg	0.003	-	-	-	-	-	-	-	-
	Pentachlorobiphenyl, 2,3,3,4,4,5- (PCB 114)	mg/kg	0.003	-	-	-	-	-	-	-	-
Pentachlorobiphenyl, 2,3,4,4,5- (PCB 123)	mg/kg	0.003	-	-	-	-	-	-	-	-	
Pentachlorobiphenyl, 3,3,4,4,5- (PCB 126)	mg/kg	0.003	-	-	-	-	-	-	-	-	
Tetrachlorobiphenyl, 3,3,4,4- (PCB 77)	mg/kg	0.003	-	-	-	-	-	-	-	-	
Tetrachlorobiphenyl, 3,4,4,5- (PCB 81)	mg/kg	0.003	-	-	-	-	-	-	-	-	
Total PCB 7 congeners	mg/kg	0.021	-	-	-	-	-	-	-	-	
Total PCB WHO 12	mg/kg	0.036	-	-	-	-	-	-	-	-	

		Field ID	BH07034-X-10.00-ES-200130	BH07034-X-11.00-ES-200130	BH07034-X-12.00-ES-200130	BH07034-X-13.00-ES-200130	BH07034-X-14.00-ES-200130	BH07034-X-15.00-ES-200130	BH07034-X-16.00-ES-200131	BH07034-X-17.00-ES-200131	BH07034-X-18.00-ES-200206
		Location Code	BH07034	BH07034	BH07034	BH07034	BH07034	BH07034	BH07034	BH07034	BH07034
		Sample Depth Range	10	11	12	13	14	15	16	17	18
		Sampled Date Time	30/01/2020	30/01/2020	30/01/2020	30/01/2020	30/01/2020	30/01/2020	30/01/2020	31/01/2020	06/02/2020
		Matrix Description	LQM S4UL Public Open Space (POS) Residential - 1% SOM								
		C4SL Public Open Space (POS) Residential									
Chem Group	ChemName	output unit	EQL								
Phenolics	Xlenols	mg/kg	0.015	-	-	-	-	-	-	-	-
	Phenol Index	mg/kg	0.5	<0.5	<0.5	<0.5	<0.5	<0.5	<0.5	<0.5	<0.5
	3-84-methylphenol	mg/kg	0.1	-	-	-	-	-	-	-	-
	Cresol Total	mg/kg	0.01	-	-	-	-	-	-	-	-
Phenols	Phenol	mg/kg	0.01	-	-	-	-	-	-	-	-
	Phenols Monohydric	mg/kg	0.035	-	-	-	-	-	-	-	-
	Dibutyltin	mg/kg	-	-	-	-	-	-	-	-	-
	Monophenyltin	mg/kg	-	-	-	-	-	-	-	-	-
Organotins	Diphenyltin	mg/kg	-	-	-	-	-	-	-	-	-
	Monobutyltin	mg/kg	-	-	-	-	-	-	-	-	-
	Tetrabutyltin	mg/kg	-	-	-	-	-	-	-	-	-
	Tributyltin	mg/kg	0.001	-	-	-	-	-	-	-	-
Pesticides	Triphenyltin	mg/kg	-	-	-	-	-	-	-	-	-
	Ethionphos	mg/kg	0.002	-	-	-	-	-	-	-	-
	Heptachlor epoxide	mg/kg	0.002	-	-	-	-	-	-	-	-
	Methachlorphos	mg/kg	0.002	-	-	-	-	-	-	-	-
Pesticides	Propetamphos	mg/kg	0.002	-	-	-	-	-	-	-	-
	Simetryn	mg/kg	0.05	-	-	-	-	-	-	-	-
	Sodium Acifluorfen	mg/kg	-	-	-	-	-	-	-	-	-
	Testozene	mg/kg	0.003	-	-	-	-	-	-	-	-
Pesticides	2,4,5-TP (Silvex)	mg/kg	-	-	-	-	-	-	-	-	-
	Hedonal	mg/kg	-	-	-	-	-	-	-	-	-
	2,4-DDT	mg/kg	0.003	-	-	-	-	-	-	-	-
	2,4-Dichloroac	mg/kg	-	-	-	-	-	-	-	-	-
Pesticides	4-(2,4-Dichlorophenoxy)butyric Acid (2,4-DB)	mg/kg	-	-	-	-	-	-	-	-	-
	4,4-DDE	mg/kg	0.005	-	-	-	-	-	-	-	-
	4-Chlorophenoxy acetic acid	mg/kg	-	-	-	-	-	-	-	-	-
	a-BHC	mg/kg	0.002	24	-	-	-	-	-	-	-
Pesticides	Aldrin	mg/kg	0.002	18	-	-	-	-	-	-	-
	Ametryn	mg/kg	0.05	-	-	-	-	-	-	-	-
	Acetyl (hexnill)	mg/kg	-	-	-	-	-	-	-	-	-
	Atraton	mg/kg	0.05	-	-	-	-	-	-	-	-
Pesticides	Atrazine	mg/kg	0.05	1200	-	-	-	-	-	-	-
	Azinophos methyl	mg/kg	0.005	-	-	-	-	-	-	-	-
	b-BHC	mg/kg	0.002	8.1	-	-	-	-	-	-	-
	Bentazone	mg/kg	0.1	-	-	-	-	-	-	-	-
Pesticides	Bromoxnill	mg/kg	-	-	-	-	-	-	-	-	-
	Carbofenthothion	mg/kg	0.003	-	-	-	-	-	-	-	-
	chlordan	mg/kg	0.002	-	-	-	-	-	-	-	-
	Chlordane (cis)	mg/kg	0.002	-	-	-	-	-	-	-	-
Pesticides	Azinphos Ethyl	mg/kg	0.005	-	-	-	-	-	-	-	-
	Chlordane (trans)	mg/kg	0.05	-	-	-	-	-	-	-	-
	Chlorfenvinphos	mg/kg	0.003	-	-	-	-	-	-	-	-
	Chlorotoluron	mg/kg	-	-	-	-	-	-	-	-	-
Pesticides	Chlorovifos	mg/kg	0.002	-	-	-	-	-	-	-	-
	Chlorpyrifos-methyl	mg/kg	0.002	-	-	-	-	-	-	-	-
	Cyanazine	mg/kg	-	-	-	-	-	-	-	-	-
	d-BHC	mg/kg	0.002	-	-	-	-	-	-	-	-
Pesticides	DDD	mg/kg	0.005	-	-	-	-	-	-	-	-
	DDT	mg/kg	0.005	-	-	-	-	-	-	-	-
	Chlorothalonil	mg/kg	0.002	-	-	-	-	-	-	-	-
	Diazinon	mg/kg	0.001	-	-	-	-	-	-	-	-
Pesticides	Dicamba	mg/kg	-	-	-	-	-	-	-	-	-
	Dichlobenil	mg/kg	0.001	-	-	-	-	-	-	-	-
	cis-Permethrin	mg/kg	0.003	-	-	-	-	-	-	-	-
	Dichlorvos	mg/kg	0.002	16	-	-	-	-	-	-	-
Pesticides	Diclofop	mg/kg	-	-	-	-	-	-	-	-	-
	Dieldrin	mg/kg	0.005	18	-	-	-	-	-	-	-
	Dimethoate	mg/kg	0.003	-	-	-	-	-	-	-	-
	Dinoseb	mg/kg	-	-	-	-	-	-	-	-	-
Pesticides	Diuron	mg/kg	-	-	-	-	-	-	-	-	-
	Endosulfan I	mg/kg	0.001	1200	-	-	-	-	-	-	-
	Endosulfan II	mg/kg	0.01	-	-	-	-	-	-	-	-
	Endosulfan sulphate	mg/kg	0.005	-	-	-	-	-	-	-	-
Pesticides	Endrin	mg/kg	0.003	-	-	-	-	-	-	-	-
	Endrin ketone	mg/kg	0.03	-	-	-	-	-	-	-	-
	Ethion	mg/kg	0.003	-	-	-	-	-	-	-	-
	Fenitrothion	mg/kg	0.005	-	-	-	-	-	-	-	-
Pesticides	Fenitrothion	mg/kg	0.01	-	-	-	-	-	-	-	-
	Fluroxypyr	mg/kg	0.1	-	-	-	-	-	-	-	-

		Field ID	BH07034-X-10.00-ES-200130	BH07034-X-11.00-ES-200130	BH07034-X-12.00-ES-200130	BH07034-X-13.00-ES-200130	BH07034-X-14.00-ES-200130	BH07034-X-15.00-ES-200130	BH07034-X-16.00-ES-200131	BH07034-X-17.00-ES-200131	BH07034-X-18.00-ES-200206	
		Location Code	BH07034	BH07034	BH07034	BH07034	BH07034	BH07034	BH07034	BH07034	BH07034	
		Sample Depth Range	10	11	12	13	14	15	16	17	18	
		Sampled Date Time	30/01/2020	30/01/2020	30/01/2020	30/01/2020	30/01/2020	30/01/2020	31/01/2020	31/01/2020	06/02/2020	
		Matrix Description	LQM S4UL Public Open Space (POS) Residential - 1% SOM									
		C4SL Public Open Space (POS) Residential										
Chem Group	ChemName	output unit	EQL									
	g-BHC (Lindane)	mg/kg	0.001									
	Heptachlor	mg/kg	0.003									
	Isodrin	mg/kg	0.002									
	Isoproturon	mg/kg	-									
	Linuron	mg/kg	-									
	Malathion	mg/kg	0.002									
	2-Methyl-4-chlorophenoxyacetic acid	mg/kg	-									
	2-Methyl-4-Chlorophenoxy Butanoic Acid	mg/kg	-									
	Meoprop	mg/kg	-									
	Methoxychlor	mg/kg	0.005									
	Methyl carathion	mg/kg	0.01									
	Mevinthos (Phosdrin)	mg/kg	0.002									
	o,p-DDD	mg/kg	0.005									
	o,p'-DDE	mg/kg	0.002									
	o,p-Methoxychlor	mg/kg	0.05									
	Parathion	mg/kg	0.005									
	Pendimethalin	mg/kg	0.01									
	Permethrin	mg/kg	0.05									
	Permethrin II	mg/kg	0.003									
	Phorate	mg/kg	0.01									
	Priniphos-methyl	mg/kg	0.002									
	Priniphos-ethyl	mg/kg	0.002									
	Prometon	mg/kg	0.05									
	Prometryn	mg/kg	0.05									
	Pronamide	mg/kg	0.002									
	Propazine	mg/kg	0.05									
	Propiconazole	mg/kg	-									
	Propoxycarbazono-sodium	mg/kg	-									
	Simazine	mg/kg	0.05									
	Terbutryn	mg/kg	0.05									
	Terbutylazine	mg/kg	0.05									
	Phosalone	mg/kg	0.005									
	Phosphamidon	mg/kg	0.005									
	Triadimefon	mg/kg	0.002									
	Triallate	mg/kg	0.002									
	Triclopyr	mg/kg	0.1									
	Triclosan	mg/kg	-									
	Trifluralin	mg/kg	0.01									
	Tebuconazole	mg/kg	-									
	Telodrin	mg/kg	0.05									
	Triazophos	mg/kg	0.003									
SVOC TIC	SVOC TICs - Detect	Detect	-									
	Anthraquinone 9,10-	mg/kg	-									
	SVOC Tentatively Identified Compounds	mg/kg	0.1									
	Aniline	mg/kg	0.3									
VOC TIC	VOC TICs - Detect	Detect	-									
	VOC Tentatively Identified Compounds	mg/kg	0.05									
	Freon 113	mg/kg	0.005									
Other	Temperature	°C	-									
	Conductivity @ 20°C	µS/cm	14									
	% Stones >4mm	%	29.9	36.8	51.7	0	0	51.7	0	0	0	
	Fraction of non-crushable material	%	0	0	0	0	0	0	0	0	0	
	Moisture Content (dried @35°C)	%	-									
	Moisture Content 105C	%	0.1	43	43.2	60.2	61.4	44.8	29.7	33.2	30.1	
	pH (Lab)	pH Units	8	8	8.1	7.6	7.6	8	8.1	8.2	8.4	
	Stone Content	%	0.1	0	0	0	0	0	0	0	0	
	Total Organic Carbon	%	0.02	2.3	2.18	10.7	10.3	2.08	0.72	0.68	0.59	

**Env Stds Comments**  
 #1:GAC is only presented as speciated chromium. 7.7mg/kg is used for hexavalent. If hexavalent chromium (CVI) data is available, a value of 1,500mg/kg r  
 #2:C4SL for lead adopted  
 #3:GAC only presented as speciated mercury. 16mg/kg is used for elemental mercury. If the CSM indicates that elemental mercury is not a CoC and mercury  
 #4:Updated S4UL for nickel  
 #5:S4UL exceeds solubility saturation limit  
 #6:Criteria derived for Al<sup>3</sup>-C16-C35 split between Al<sup>3</sup>-C16-21 & Al<sup>3</sup>-C21-35. Requires summation of fractions to use Al<sup>3</sup>-C16-C35 criteria.  
 #7:Criteria presented is for p-xylene. A separate value is presented for o-xylene.  
 #8:S4UL based on a threshold protective of direct skin contact with phenol

**Legend**

36.2	Results exceeds GAC.
<50	Results MDL is greater than GAC.
NAD	No asbestos detected.
-	Determinand has not been tested for.

**Notes**  
 A range is given where a determinand has been analysed for by more than one method.

Chem Group	ChemName	output unit	EQI	Matrix Description	Field ID	BH07034-X-19.00-ES-200206	BH07034-X-2.00-ES14-200127	BH07034-X-2.00-ES-200127	BH07034-X-20.00-ES-200206	BH07034-X-21.00-ES-200206	BH07034-X-22.00-ES-200206	BH07034-X-22.00-ES-200206	BH07034-X-23.00-ES-200206	BH07034-X-24.00-ES-200207	
					Location Code	BH07034	BH07034	BH07034	BH07034	BH07034	BH07034	BH07034	BH07034	BH07034	BH07034
					Sample Depth Range	19	2	2	20	21	22	23	24		
				Sampled Date Time	06/02/2020	27/01/2020	27/01/2020	06/02/2020	06/02/2020	06/02/2020	06/02/2020	06/02/2020	07/02/2020		
				C4SL Public Open Space (POS) Residential	LOM S4UL Public Open Space (POS) Residential - 1% SOM										
Anthrax	Detection of Anthrax (Bacillus Anthracis)	Not Isolated	-	-	-	-	-	-	-	-	-	-	-	-	
Metals	Antimony	mg/kg	0.1	-	-	0.2	0.3	-	-	-	-	-	-	-	
	Arsenic	mg/kg	0.3	79	79	23.6	7.4	9.3	17.1	15	6.1	6.8	5.3	4.8	
	Boron	mg/kg	0.5	21000	9.7	2.5	2.5	8.8	17.4	3.8	4.5	2.6	2.8	-	
	Cadmium	mg/kg	0.02	220	120	0.16	0.29	0.38	0.16	0.27	0.19	0.2	0.16	0.14	
	Chromium (hexavalent)	mg/kg	0.1	21	7.7	<0.1	<0.1	<0.1	<0.1	<0.1	<0.1	<0.1	<0.1	<0.1	
	Chromium	mg/kg	0.5	21	21	28.6	29.3	36.2	29.8	28.5	20.6	23.2	21.8	24.2	
	Cobalt	mg/kg	0.1	-	-	-	-	-	-	-	-	-	-	-	
	Copper	mg/kg	0.5	12000	14.6	27.2	27.2	27.7	16.6	19.5	13.6	14.4	14.9	15.1	
	Lead	mg/kg	0.5	630	17.3	12.4	13.3	17.8	10.1	15.2	10.1	11.3	10.2	9.6	
	Mercury	mg/kg	0.1	3	<0.1	<0.1	<0.1	<0.1	<0.1	<0.1	<0.1	<0.1	<0.1	<0.1	
	Molybdenum	mg/kg	0.1	-	-	0.7	1.6	-	-	-	-	-	-	-	
	Nickel	mg/kg	0.2	23000	30.4	30.8	37.5	29.3	32.5	32.5	21.5	23	23.2	21.2	
	Selenium	mg/kg	0.5	1100	<0.5	<0.5	0.6	<0.5	<0.5	<0.5	<0.5	<0.5	<0.5	<0.5	
	Vanadium	mg/kg	0.2	2000	37.7	45.5	45.5	79	85.6	49.2	53	52.4	58.7	58.7	
	Zinc	mg/kg	1.9	81000	77.9	74.9	80.2	79	80.2	49.2	53	52.4	58.7	58.7	
Asbestos	Anthophyllite	Detect	-	-	-	-	-	-	-	-	-	-	-	-	
	Asbestos Containing Material	Detect	-	-	-	-	-	-	-	-	-	-	-	-	
	Asbestos Analysis Comments	-	-	-	-	-	-	-	-	-	-	-	-	-	
	Asbestos PCOM Quantification	%	0.001	-	-	-	-	-	-	-	-	-	-	-	
	Asbestos Quantification Total	%	0.001	-	-	-	-	-	-	-	-	-	-	-	
	Asbestos: Actinolite	Detect	-	-	-	-	-	-	-	-	-	-	-	-	
	Additional Asbestos Components (Using TM048)	Comment	-	-	-	-	-	-	-	-	-	-	-	-	
	Crocidolite Asbestos	Detect	-	-	-	-	-	-	-	-	-	-	-	-	
	Asbestos Gravimetric Quantification	%	0.001	-	-	-	-	-	-	-	-	-	-	-	
	Asbestos ID (Stage 1)	Detect	-	NAD	NAD	NAD	NAD	NAD	NAD	NAD	NAD	NAD	NAD	NAD	
	Chrysotile Asbestos	Detect	-	-	-	-	-	-	-	-	-	-	-	-	
	Amosite Asbestos	Detect	-	-	-	-	-	-	-	-	-	-	-	-	
	Non-Asbestos Fibre	Detect	-	-	-	-	-	-	-	-	-	-	-	-	
	Tremolite	Detect	-	-	-	-	-	-	-	-	-	-	-	-	
Inorganics	Ammoniacal Nitrogen as N	mg/kg	12	-	-	-	-	-	-	-	-	-	-	-	
	Cyanide (Free)	mg/kg	0.5	<0.5	<0.5	<0.5	<0.5	<0.5	<0.5	<0.5	<0.5	<0.5	<0.5	<0.5	
	Cyanide Total	mg/kg	0.5	<0.5	<0.5	<0.5	<0.5	<0.5	<0.5	<0.5	<0.5	<0.5	<0.5	<0.5	
	Cyanides-complex	mg/kg	1	-	-	-	-	-	-	-	-	-	-	-	
	Phosphorus	mg/kg	4	-	-	-	-	-	-	-	-	-	-	-	
PAH	Coronene	mg/kg	0.3	-	-	-	-	-	-	-	-	-	-	-	
	Naphthalene	mg/kg	0.005	4900	<0.08	<0.08	<0.08	0.09	<0.08	<0.08	<0.08	0.12	<0.08	<0.08	
	Acenaphthene	mg/kg	0.008	15000	<0.08	<0.08	<0.08	<0.08	<0.08	<0.08	<0.08	<0.08	<0.08	<0.08	
	Acenaphthylene	mg/kg	0.012	19000	<0.08	<0.08	<0.08	<0.08	<0.08	<0.08	<0.08	<0.08	<0.08	<0.08	
	Fluoranthene	mg/kg	0.017	3100	<0.08	<0.08	<0.08	<0.08	<0.08	<0.08	<0.08	<0.08	<0.08	<0.08	
	Anthracene	mg/kg	0.016	74000	<0.08	<0.08	<0.08	<0.08	<0.08	<0.08	<0.08	<0.08	<0.08	<0.08	
	Phenanthrene	mg/kg	0.015	3100	<0.08	<0.08	<0.08	<0.08	<0.08	<0.08	<0.08	<0.08	<0.08	<0.08	
	Fluorene	mg/kg	0.01	9900	<0.08	<0.08	<0.08	<0.08	<0.08	<0.08	<0.08	<0.08	<0.08	<0.08	
	Chrysene	mg/kg	0.01	57	<0.08	<0.08	<0.08	<0.08	<0.08	<0.08	<0.08	<0.08	<0.08	<0.08	
	Pyrene	mg/kg	0.015	7400	<0.08	<0.08	<0.08	<0.08	<0.08	<0.08	<0.08	<0.08	<0.08	<0.08	
	Benzo[a]anthracene	mg/kg	0.014	29	<0.08	<0.08	<0.08	<0.08	<0.08	<0.08	<0.08	<0.08	<0.08	<0.08	
	Benzo[b]fluoranthene	mg/kg	0.015	7.1	<0.08	<0.08	<0.08	<0.08	<0.08	<0.08	<0.08	<0.08	<0.08	<0.08	
	Benzo[k]fluoranthene	mg/kg	0.014	190	<0.08	<0.08	<0.08	<0.08	<0.08	<0.08	<0.08	<0.08	<0.08	<0.08	
	Benzo[a]pyrene	mg/kg	0.015	5.7	<0.08	<0.08	<0.08	<0.08	<0.08	<0.08	<0.08	<0.08	<0.08	<0.08	
	Dibenz[a,h]anthracene	mg/kg	0.023	0.57	<0.08	<0.08	<0.08	<0.08	<0.08	<0.08	<0.08	<0.08	<0.08	<0.08	
	Benzo[g,h,i]perylene	mg/kg	0.024	640	<0.08	<0.08	<0.08	<0.08	<0.08	<0.08	<0.08	<0.08	<0.08	<0.08	
	Indeno[1,2,3-c,d]pyrene	mg/kg	0.018	82	<0.08	<0.08	<0.08	<0.08	<0.08	<0.08	<0.08	<0.08	<0.08	<0.08	
TPH CWG	PAH 16 Total	mg/kg	0.118	-	<1.28	<1.28	<1.28	<1.28	<1.28	<1.28	<1.28	<1.32	<1.28	<1.28	
	>C6-Aliphatics	mg/kg	0.01	600000	<0.2	<0.2	<0.2	-	-	-	-	-	-	-	
	>C6-C7 Aliphatics	mg/kg	0.2	600000	<0.2	<0.2	<0.2	-	-	-	-	-	-	-	
	>C6-C8 Aliphatics	mg/kg	0.01	600000	<0.2	<0.2	<0.2	-	-	-	-	-	-	-	
	>C10-C44 Aliphatics	mg/kg	5	-	-	-	-	-	-	-	-	-	-	-	
	>C7-C8 Aliphatics	mg/kg	0.2	-	<0.2	<0.2	<0.2	-	-	-	-	-	-	-	
	>C10-C44 Aliphatics/Aromatics	mg/kg	10	-	-	-	-	-	-	-	-	-	-	-	
	>C8-C10 Aliphatics	mg/kg	0.01	13000	<0.2	<0.2	<0.2	-	-	-	-	-	-	-	
	>C10-C12 Aliphatics	mg/kg	0.01	13000	<0.2	<0.2	<0.2	-	-	-	-	-	-	-	
	>C12-C16 Aliphatics	mg/kg	0.1	19000	<0.2	<0.2	<0.2	-	-	-	-	-	-	-	
	>C16-C21 Aliphatics	mg/kg	0.1	125000	<0.2	<0.2	<0.2	-	-	-	-	-	-	-	
	>C21-C35 Aliphatics	mg/kg	0.1	125000	<0.2	<0.2	<0.2	-	-	-	-	-	-	-	
	>C35-C44 Aliphatics	mg/kg	0.1	250000	<0.2	<0.2	<0.2	-	-	-	-	-	-	-	
	>C5-C10 Aliphatics	mg/kg	0.05	-	-	-	-	-	-	-	-	-	-	-	
	>C8-C40 Aliphatics	mg/kg	20	-	<20	<20	<20	-	-	-	-	-	-	-	
	Total Aliphatics >C12-C44	mg/kg	0.1	-	-	-	-	-	-	-	-	-	-	-	
	>E5-E10 Aromatics	mg/kg	0.05	-	-	-	-	-	-	-	-	-	-	-	
	>E5-E7 Aromatics	mg/kg	0.01	56000	<0.2	<0.2	<0.2	-	-	-	-	-	-	-	
	>E6-E7 Aromatics	mg/kg	0.01	-	-	-	-	-	-	-	-	-	-	-	
	>E7-E8 Aromatics	mg/kg	0.01	56000	<0.2	<0.2	<0.2	-	-	-	-	-	-	-	
	>E8-E10 Aromatics	mg/kg	0.01	5000	<0.2	<0.2	<0.2	-	-	-	-	-	-	-	
	>E10-E12 Aromatics	mg/kg	0.01	5000	<0.2	<0.2	<0.2	-	-	-	-	-	-	-	
	>E8-E10 Aromatics	mg/kg	20	-	24.8	24.3	24.3	-	-	-	-	-	-	-	
	>E10-E14 Aromatics	mg/kg	5	-	-	-	-	-	-	-	-	-	-	-	
	>E12-E16 Aromatics	mg/kg	0.1	5100	<0.2	<0.2	<0.2	-	-	-	-	-	-	-	
	>E16-E21 Aromatics	mg/kg	0.1	3800	<0.2	<0.2	<0.2	-	-	-	-	-	-	-	
	>E21-E35 Aromatics	mg/kg	0.1	3800	19.2	18.5	18.5	-	-	-	-	-	-	-	
	>E35-E44 Aromatics	mg/kg	0.1	3800	<0.2	<0.2	<0.2	-	-	-	-	-	-	-	
	>E40-E44 Aromatics	mg/kg	0.1	-	-	-	-	-	-	-	-	-	-	-	
	>E12-E44 Aromatics	mg/kg	0.1	-	-	-	-	-	-	-	-	-	-	-	
	TPH Aliphatics & Aromatics >C5-44	mg/kg	0.1	-	-	-	-	-	-	-	-	-	-	-	

Chem Group	ChemName	output unit	EQL	Field ID	BH07034-X-19.00-ES-200206	BH07034-X-2.00-ES14-200127	BH07034-X-2.00-ES-200127	BH07034-X-20.00-ES-200206	BH07034-X-21.00-ES-200206	BH07034-X-22.00-ES-200206	BH07034-X-22.00-ES-200206	BH07034-X-23.00-ES-200206	BH07034-X-24.00-ES-200207	
				Location Code	BH07034	BH07034	BH07034	BH07034	BH07034	BH07034	BH07034	BH07034	BH07034	BH07034
				Sample Depth Range	19	2	2	20	21	22	22	23	24	
				Sampled Date Time	06/02/2020	27/01/2020	27/01/2020	06/02/2020	06/02/2020	06/02/2020	06/02/2020	06/02/2020	07/02/2020	
				Matrix Description	LQM S4UL Public Open Space (POS) Residential - 1% SOM									
				C4SL Public Open Space (POS) Residential										
TPH	>C6-C8	mg/kg	0.02	-	-	<0.2	<0.2	-	-	-	-	-	-	
	>C6-C7	mg/kg	0.02	-	-	<0.2	<0.2	-	-	-	-	-	-	
	>C7-C8	mg/kg	0.02	-	-	<0.2	<0.2	-	-	-	-	-	-	
	>C6-C9	mg/kg	0.2	-	-	<0.2	<0.2	-	-	-	-	-	-	
	>C8-C10	mg/kg	0.02	<2	<2	<0.2	<0.2	<2	<2	<2	<2	<2	<2	
	>C10-C12	mg/kg	0.02	<2	<2	<0.2	<0.2	<2	<2	<2	<2	<2	<2	
	>C12-C16	mg/kg	2	<2	<2	-	-	<2	<2	<2	<2	<2	<2	
	>C16-C21	mg/kg	2	2.32	-	-	-	2.27	2.7	2.18	2.34	2	<2	
	>C21-C28	mg/kg	35	-	-	-	-	-	-	-	-	-	-	
	>C21-C35	mg/kg	4.38	22	-	-	-	61.3	16	15.9	9.89	9.03	14.1	
	>C28-C35	mg/kg	35	-	-	-	-	-	-	-	-	-	-	
	>C31-C40	mg/kg	10	-	-	-	-	-	-	-	-	-	-	
	>C35-C40	mg/kg	35	25.5	-	-	-	69.5	19.4	18.6	12.3	10.8	19	
	GRO >C5-10	mg/kg	0.02	-	-	-	-	-	-	-	-	-	-	
	TPH >C8-C40	mg/kg	10	<29.3	-	-	-	<72.5	<23.7	<21.7	<18.6	<13.7	<22.7	
	EPH >C5-40	mg/kg	35	-	-	-	-	-	-	-	-	-	-	
	EPH >C10-40	mg/kg	35	-	-	-	-	-	-	-	-	-	-	
GRO	mg/kg	0.2	-	-	<0.2	<0.2	-	-	-	-	-	-		
GRO >C5-12	mg/kg	0.1	-	-	-	-	-	-	-	-	-	-		
TPH by GC/ED (AR)	mg/kg	10	-	-	30.1	-	72.8	23.6	21.5	18.6	14.2	22.5		
BTEX and MTBE	Benzene	mg/kg	0.001	140	72	<0.001	<0.001	72.8	23.6	21.5	18.6	14.2	22.5	
	Toluene	mg/kg	0.005	-	56000	<0.005	<0.005	-	-	-	-	-	-	
	Ethylbenzene	mg/kg	0.002	-	24000	<0.01	<0.01	-	-	-	-	-	-	
	Xylene (m & o)	mg/kg	0.004	-	41000	<0.004	<0.004	-	-	-	-	-	-	
	Xylene (o)	mg/kg	0.002	-	41000	<0.002	<0.002	-	-	-	-	-	-	
	Xylene Total	mg/kg	0.02	-	-	<0.03	<0.03	-	-	-	-	-	-	
	MTBE	mg/kg	0.001	-	-	-	-	-	-	-	-	-	-	
Total BTEX	mg/kg	0.04	-	-	-	-	-	-	-	-	-	-		
VOC	Styrene	mg/kg	0.001	-	-	-	-	-	-	-	-	-	-	
	cis-1,3-dichlorocyclohexane	mg/kg	0.001	-	-	-	-	-	-	-	-	-	-	
	trans-1,3-dichlorocyclohexane	mg/kg	0.001	-	-	-	-	-	-	-	-	-	-	
	1,1,1,2-tetrachloroethane	mg/kg	0.001	1400	-	-	-	-	-	-	-	-	-	
	1,1,1-trichloroethane	mg/kg	0.001	140000	-	-	-	-	-	-	-	-	-	
	1,1,2,2-tetrachloroethane	mg/kg	0.001	1400	-	-	-	-	-	-	-	-	-	
	1,1,2-trichloroethane	mg/kg	0.001	-	-	-	-	-	-	-	-	-	-	
	1,1-dichloroethane	mg/kg	0.001	-	-	-	-	-	-	-	-	-	-	
	1,1-dichloroethene	mg/kg	0.001	-	-	-	-	-	-	-	-	-	-	
	1,1-dichlorocyclohexane	mg/kg	0.001	-	-	-	-	-	-	-	-	-	-	
	1,2,3-trichlorocyclohexane	mg/kg	0.001	-	-	-	-	-	-	-	-	-	-	
	1,2,4-trimethylbenzene	mg/kg	0.001	-	-	-	-	-	-	-	-	-	-	
	1,2-dibromo-3-chloropropane	mg/kg	0.001	-	-	-	-	-	-	-	-	-	-	
	1,2-dibromoethane	mg/kg	0.001	-	-	-	-	-	-	-	-	-	-	
	1,2-dichloroethane	mg/kg	0.001	29	-	-	-	-	-	-	-	-	-	
	1,2-dichlorocyclohexane	mg/kg	0.001	-	-	-	-	-	-	-	-	-	-	
	1,3,5-trimethylbenzene	mg/kg	0.001	-	-	-	-	-	-	-	-	-	-	
	1,3-dichloropropane	mg/kg	0.001	-	-	-	-	-	-	-	-	-	-	
	2,2-dichloropropane	mg/kg	0.001	-	-	-	-	-	-	-	-	-	-	
	2-chlorotoluene	mg/kg	0.001	-	-	-	-	-	-	-	-	-	-	
	4-chlorotoluene	mg/kg	0.001	-	-	-	-	-	-	-	-	-	-	
	Bromobenzene	mg/kg	0.001	-	-	-	-	-	-	-	-	-	-	
	Bromochloromethane	mg/kg	0.001	-	-	-	-	-	-	-	-	-	-	
	Bromodichloromethane	mg/kg	0.001	-	-	-	-	-	-	-	-	-	-	
	Bromoform	mg/kg	0.001	-	-	-	-	-	-	-	-	-	-	
	Bromomethane	mg/kg	0.001	-	-	-	-	-	-	-	-	-	-	
	Carbon disulfide	mg/kg	0.007	11000	-	-	-	-	-	-	-	-	-	
	Carbon tetrachloride	mg/kg	0.001	890	-	-	-	-	-	-	-	-	-	
	Chlorobromomethane	mg/kg	0.001	-	-	-	-	-	-	-	-	-	-	
	Chloroethane	mg/kg	0.002	-	-	-	-	-	-	-	-	-	-	
	Chloroform	mg/kg	0.001	2500	-	-	-	-	-	-	-	-	-	
	Chloromethane	mg/kg	0.003	-	-	-	-	-	-	-	-	-	-	
	cis-1,2-dichloroethane	mg/kg	0.005	-	-	-	-	-	-	-	-	-	-	
	Dibromomethane	mg/kg	0.001	-	-	-	-	-	-	-	-	-	-	
	Dichlorodifluoromethane	mg/kg	0.001	-	-	-	-	-	-	-	-	-	-	
	Dichloromethane	mg/kg	0.01	-	-	-	-	-	-	-	-	-	-	
	Isopropylbenzene	mg/kg	0.001	-	-	-	-	-	-	-	-	-	-	
	m-butylbenzene	mg/kg	0.001	-	-	-	-	-	-	-	-	-	-	
	n-propylbenzene	mg/kg	0.001	-	-	-	-	-	-	-	-	-	-	
	p-isocrotyltoluene	mg/kg	0.001	-	-	-	-	-	-	-	-	-	-	
	sec-butylbenzene	mg/kg	0.001	-	-	-	-	-	-	-	-	-	-	
	Trichloroethene	mg/kg	0.001	120	-	-	-	-	-	-	-	-	-	
	tert-butylbenzene	mg/kg	0.001	-	-	-	-	-	-	-	-	-	-	
Tetrachloroethene	mg/kg	0.003	1400	-	-	-	-	-	-	-	-	-		
trans-1,2-dichloroethane	mg/kg	0.001	-	-	-	-	-	-	-	-	-	-		
Trichlorofluoromethane	mg/kg	0.001	-	-	-	-	-	-	-	-	-	-		
Vinyl chloride	mg/kg	0.001	3.5	-	-	-	-	-	-	-	-	-		
tert-Amyl methyl ether	mg/kg	0.01	-	-	-	-	-	-	-	-	-	-		
VOC/SVOC	1,2,3-trichlorobenzene	mg/kg	0.001	-	-	-	-	-	-	-	-	-	-	
	1,2,4-trichlorobenzene	mg/kg	0.003	19000	-	-	-	-	-	-	-	-	-	
	1,2-dichlorobenzene	mg/kg	0.001	90000	-	-	-	-	-	-	-	-	-	
	1,3,5-Trichlorobenzene	mg/kg	0.001	1700	-	-	-	-	-	-	-	-	-	
	1,3-dichlorobenzene	mg/kg	0.001	300	-	-	-	-	-	-	-	-	-	
	1,4-dichlorobenzene	mg/kg	0.001	17000	-	-	-	-	-	-	-	-	-	
	Chlorobenzene	mg/kg	0.001	11000	-	-	-	-	-	-	-	-	-	
Hexachlorobutadiene	mg/kg	0.002	25	-	-	-	-	-	-	-	-	-		

		Field ID	BH07034-X-19.00-ES-200206	BH07034-X-2.00-ES14-200127	BH07034-X-2.00-ES-200127	BH07034-X-20.00-ES-200206	BH07034-X-21.00-ES-200206	BH07034-X-22.00-ES-200206	BH07034-X-22.00-ES-200206	BH07034-X-23.00-ES-200206	BH07034-X-24.00-ES-200207
		Location Code	BH07034	BH07034	BH07034	BH07034	BH07034	BH07034	BH07034	BH07034	BH07034
		Sample Depth Range	19	2	2	20	21	22	22	23	24
		Sampled Date Time	06/02/2020	27/01/2020	27/01/2020	06/02/2020	06/02/2020	06/02/2020	06/02/2020	06/02/2020	07/02/2020
		Matrix Description	LQM S4UL Public Open Space (POS) Residential - 1% SOM								
		C4SL Public Open Space (POS) Residential									
Chem Group	ChemName	output unit	EQ1								
SVOC	Benzyl alcohol	mg/kg	0.5	-	-	-	-	-	-	-	-
	Diphenyl ether	mg/kg	0.1	-	-	-	-	-	-	-	-
	4-bromophenyl phenyl ether	mg/kg	0.1	-	-	-	-	-	-	-	-
	4-nitroaniline	mg/kg	0.1	-	-	-	-	-	-	-	-
	4-nitrophenol	mg/kg	0.1	-	-	-	-	-	-	-	-
	1,1-Biohexyl	mg/kg	0.1	-	-	-	-	-	-	-	-
	1,2,3,4-tetrachlorobenzene	mg/kg	0.001	830	-	-	-	-	-	-	-
	1-Methylnaphthalene	mg/kg	0.1	-	-	-	-	-	-	-	-
	2,4,5-trichlorophenol	mg/kg	0.1	-	-	-	-	-	-	-	-
	2,4,6-trichlorophenol	mg/kg	0.1	-	-	-	-	-	-	-	-
	2,4-dichlorophenol	mg/kg	0.1	-	-	-	-	-	-	-	-
	2,4-dimethylphenol	mg/kg	0.1	-	-	-	-	-	-	-	-
	2,4-dinitrophenol	mg/kg	0.5	-	-	-	-	-	-	-	-
	2,4-dinitrotoluene	mg/kg	0.1	-	-	-	-	-	-	-	-
	2,6-dinitrotoluene	mg/kg	0.1	-	-	-	-	-	-	-	-
	2-chloronaphthalene	mg/kg	0.1	-	-	-	-	-	-	-	-
	2-chlorophenol	mg/kg	0.1	-	-	-	-	-	-	-	-
	2-methylnaphthalene	mg/kg	0.1	-	-	-	-	-	-	-	-
	2-methylphenol	mg/kg	0.1	-	-	-	-	-	-	-	-
	2-nitroaniline	mg/kg	0.1	-	-	-	-	-	-	-	-
	2-nitrophenol	mg/kg	0.1	-	-	-	-	-	-	-	-
	3-nitroaniline	mg/kg	0.1	-	-	-	-	-	-	-	-
	4,6-Dinitro-2-methylphenol	mg/kg	0.2	-	-	-	-	-	-	-	-
	4-chloro-3-methylphenol	mg/kg	0.1	-	-	-	-	-	-	-	-
	4-chloroaniline	mg/kg	0.1	-	-	-	-	-	-	-	-
	4-chlorophenol	mg/kg	0.5	620	-	-	-	-	-	-	-
	4-chlorophenyl phenyl ether	mg/kg	0.1	-	-	-	-	-	-	-	-
	4-methylphenol	mg/kg	0.1	-	-	-	-	-	-	-	-
	Azobenzene	mg/kg	0.1	-	-	-	-	-	-	-	-
	Benzoic Acid	mg/kg	0.5	-	-	-	-	-	-	-	-
	Bis(2-chlorophenyl) methane	mg/kg	0.1	-	-	-	-	-	-	-	-
	Bis(2-chlorophenyl) ether	mg/kg	0.1	-	-	-	-	-	-	-	-
	Bis(2-chloroisopropyl) ether	mg/kg	0.1	-	-	-	-	-	-	-	-
	Bis(2-ethylhexyl) phthalate	mg/kg	0.1	-	-	-	-	-	-	-	-
	Butyl benzyl phthalate	mg/kg	0.1	-	-	-	-	-	-	-	-
	Catechols	mg/kg	0.1	-	-	-	-	-	-	-	-
	Dibenzofuran	mg/kg	0.1	-	-	-	-	-	-	-	-
	Diethylphthalate	mg/kg	0.1	-	-	-	-	-	-	-	-
	Dimethyl phthalate	mg/kg	0.1	-	-	-	-	-	-	-	-
	Di-n-butyl phthalate	mg/kg	0.1	-	-	-	-	-	-	-	-
	Di-n-octyl phthalate	mg/kg	0.1	-	-	-	-	-	-	-	-
	Hexachlorobenzene	mg/kg	0.002	16	-	-	-	-	-	-	-
	Hexachlorocyclopentadiene	mg/kg	0.1	-	-	-	-	-	-	-	-
	Hexachloroethane	mg/kg	0.1	-	-	-	-	-	-	-	-
	Isophorone	mg/kg	0.1	-	-	-	-	-	-	-	-
	Nitrobenzene	mg/kg	0.1	-	-	-	-	-	-	-	-
	N-nitrosodipropylamine	mg/kg	0.1	-	-	-	-	-	-	-	-
n-Nitrosodiphenylamine	mg/kg	0.1	-	-	-	-	-	-	-	-	
Pentachlorobenzene	mg/kg	0.001	100	-	-	-	-	-	-	-	
Pentachloronitrobenzene	mg/kg	0.05	-	-	-	-	-	-	-	-	
Pentachlorophenol	mg/kg	0.1	60	-	-	-	-	-	-	-	
PCB	PCB-110	mg/kg	-	-	-	-	-	-	-	-	-
	PCB-128	mg/kg	-	-	-	-	-	-	-	-	-
	PCB-141	mg/kg	-	-	-	-	-	-	-	-	-
	PCB-149	mg/kg	-	-	-	-	-	-	-	-	-
	PCB-151	mg/kg	-	-	-	-	-	-	-	-	-
	PCB-158	mg/kg	-	-	-	-	-	-	-	-	-
	PCB-170	mg/kg	-	-	-	-	-	-	-	-	-
	PCB-18	mg/kg	-	-	-	-	-	-	-	-	-
	PCB-183	mg/kg	-	-	-	-	-	-	-	-	-
	PCB-187	mg/kg	-	-	-	-	-	-	-	-	-
	PCB-194	mg/kg	-	-	-	-	-	-	-	-	-
	PCB-31	mg/kg	-	-	-	-	-	-	-	-	-
	PCB-44	mg/kg	-	-	-	-	-	-	-	-	-
	PCB-49	mg/kg	-	-	-	-	-	-	-	-	-
	2,2,4,4-tetrachloro-1,1-Biphenyl	mg/kg	-	-	-	-	-	-	-	-	-
	2,3,4,4-tetrachloro-1,1-Biphenyl	mg/kg	-	-	-	-	-	-	-	-	-
	Heptachlorobiphenyl, 2,3,3,4,4,5,5- (PCB 189)	mg/kg	0.003	-	<0.005	<0.005	-	-	-	-	-
	Hexachlorobiphenyl, 2,3,3,4,4,5- (PCB 156)	mg/kg	0.003	-	<0.005	<0.005	-	-	-	-	-
	Hexachlorobiphenyl, 2,3,3,4,4,5- (PCB 157)	mg/kg	0.003	-	<0.005	<0.005	-	-	-	-	-
	Hexachlorobiphenyl, 2,3,4,4,5,5- (PCB 167)	mg/kg	0.003	-	<0.005	<0.005	-	-	-	-	-
	Hexachlorobiphenyl, 3,3,4,4,5,5- (PCB 169)	mg/kg	0.003	-	<0.005	<0.005	-	-	-	-	-
	PCB 101	mg/kg	0.003	-	<0.005	<0.005	-	-	-	-	-
	PCB 118	mg/kg	0.003	-	<0.005	<0.005	-	-	-	-	-
	PCB 138	mg/kg	0.003	-	<0.005	<0.005	-	-	-	-	-
	PCB 153	mg/kg	0.003	-	<0.005	<0.005	-	-	-	-	-
	PCB 160	mg/kg	0.003	-	<0.005	<0.005	-	-	-	-	-
	PCB 26	mg/kg	0.003	-	<0.005	<0.005	-	-	-	-	-
	PCB 52	mg/kg	0.003	-	<0.005	<0.005	-	-	-	-	-
	Pentachlorobiphenyl, 2,3,3,4,4- (PCB 105)	mg/kg	0.003	-	<0.005	<0.005	-	-	-	-	-
	Pentachlorobiphenyl, 2,3,4,4,5- (PCB 114)	mg/kg	0.003	-	<0.005	<0.005	-	-	-	-	-
Pentachlorobiphenyl, 2,3,4,4,5- (PCB 123)	mg/kg	0.003	-	<0.005	<0.005	-	-	-	-	-	
Pentachlorobiphenyl, 3,3,4,4,5- (PCB 126)	mg/kg	0.003	-	<0.005	<0.005	-	-	-	-	-	
Tetrachlorobiphenyl, 3,3,4,4- (PCB 77)	mg/kg	0.003	-	<0.005	<0.005	-	-	-	-	-	
Tetrachlorobiphenyl, 3,4,4,5- (PCB 81)	mg/kg	0.003	-	<0.005	<0.005	-	-	-	-	-	
Total PCB 7 congeners	mg/kg	0.021	-	-	-	-	-	-	-	-	
Total PCB WHO 12	mg/kg	0.036	-	-	-	-	-	-	-	-	



		Field ID	BH07034-X-19.00-ES-200206	BH07034-X-2.00-ES14-200127	BH07034-X-2.00-ES-200127	BH07034-X-20.00-ES-200206	BH07034-X-21.00-ES-200206	BH07034-X-22.00-ES-200206	BH07034-X-22.00-ES-200206	BH07034-X-23.00-ES-200206	BH07034-X-24.00-ES-200207
		Location Code	BH07034	BH07034	BH07034	BH07034	BH07034	BH07034	BH07034	BH07034	BH07034
		Sample Depth Range	19	2	2	20	21	22	22	23	24
		Sample Date	06/02/2020	27/01/2020	27/01/2020	06/02/2020	06/02/2020	06/02/2020	06/02/2020	06/02/2020	07/02/2020
		Matrix Description	LQM S4UL Public Open Space (POS) Residential - 1% SOM								
		C4SL Public Open Space (POS) Residential									
Chem Group	ChemName	output unit	EQL								
Phenolics	Xenolene	mg/kg	0.015	-	-	-	-	-	-	-	-
	Phenol Index	mg/kg	0.5	<0.5	<0.5	<0.5	<0.5	<0.5	<0.5	<0.5	<0.5
	3-84-methylphenol	mg/kg	0.1	-	-	-	-	-	-	-	-
	Cresol Total	mg/kg	0.01	-	-	-	-	-	-	-	-
Phenols Monohydric	Phenol	mg/kg	0.01	-	-	-	-	-	-	-	-
	Phenols Monohydric	mg/kg	0.035	-	-	-	-	-	-	-	-
	Dibutyltin	mg/kg	-	-	-	-	-	-	-	-	-
	Monophenyltin	mg/kg	-	-	-	-	-	-	-	-	-
Organotins	Diphenyltin	mg/kg	-	-	-	-	-	-	-	-	-
	Monobutyltin	mg/kg	-	-	-	-	-	-	-	-	-
	Tetrabutyltin	mg/kg	-	-	-	-	-	-	-	-	-
	Tributyltin	mg/kg	0.001	-	<0.005	<0.005	-	-	-	-	-
Pesticides	Triphenyltin	mg/kg	-	-	-	-	-	-	-	-	-
	Ethion	mg/kg	0.002	-	-	-	-	-	-	-	-
	Heptachlor epoxide	mg/kg	0.002	-	-	-	-	-	-	-	-
	Methathion	mg/kg	0.002	-	-	-	-	-	-	-	-
Pesticides	Propetamphos	mg/kg	0.002	-	-	-	-	-	-	-	-
	Simetryn	mg/kg	0.05	-	-	-	-	-	-	-	-
	Sodium Acifluorfen	mg/kg	-	-	-	-	-	-	-	-	-
	Testosterone	mg/kg	0.003	-	-	-	-	-	-	-	-
Pesticides	2,4,5-TP (Silvex)	mg/kg	-	-	-	-	-	-	-	-	-
	Hedonal	mg/kg	-	-	-	-	-	-	-	-	-
	2,4-DDT	mg/kg	0.003	-	-	-	-	-	-	-	-
	2,4-Dichloroac	mg/kg	-	-	-	-	-	-	-	-	-
Pesticides	4-(2,4-Dichlorophenoxy)butyric Acid (2,4-DB)	mg/kg	-	-	-	-	-	-	-	-	-
	4,4-DDE	mg/kg	0.005	-	-	-	-	-	-	-	-
	4-Chlorophenoxy acetic acid	mg/kg	-	-	-	-	-	-	-	-	-
	a-BHC	mg/kg	0.002	24	-	-	-	-	-	-	-
Pesticides	Aldrin	mg/kg	0.002	18	-	-	-	-	-	-	-
	Ametryn	mg/kg	0.05	-	-	-	-	-	-	-	-
	Acetyl (hexnill)	mg/kg	-	-	-	-	-	-	-	-	-
	Atrazine	mg/kg	0.05	1200	-	-	-	-	-	-	-
Pesticides	Azinophos methyl	mg/kg	0.005	-	-	-	-	-	-	-	-
	b-BHC	mg/kg	0.002	8.1	-	-	-	-	-	-	-
	Bentazone	mg/kg	0.1	-	-	-	-	-	-	-	-
	Bromoxnill	mg/kg	-	-	-	-	-	-	-	-	-
Pesticides	Carbofenthothion	mg/kg	0.003	-	-	-	-	-	-	-	-
	chlordan	mg/kg	0.002	-	-	-	-	-	-	-	-
	Chlordane (cis)	mg/kg	0.002	-	-	-	-	-	-	-	-
	Azinphos Ethyl	mg/kg	0.005	-	-	-	-	-	-	-	-
Pesticides	Chlordane (trans)	mg/kg	0.05	-	-	-	-	-	-	-	-
	Chlorfenvinphos	mg/kg	0.003	-	-	-	-	-	-	-	-
	Chlorotoluron	mg/kg	-	-	-	-	-	-	-	-	-
	Chlorovifos	mg/kg	0.002	-	-	-	-	-	-	-	-
Pesticides	Chlorpyrifos-methyl	mg/kg	0.002	-	-	-	-	-	-	-	-
	Cyanazine	mg/kg	-	-	-	-	-	-	-	-	-
	d-BHC	mg/kg	0.002	-	-	-	-	-	-	-	-
	DDD	mg/kg	0.005	-	-	-	-	-	-	-	-
Pesticides	DDT	mg/kg	0.005	-	-	-	-	-	-	-	-
	Chlorothalonil	mg/kg	0.002	-	-	-	-	-	-	-	-
	Diazinon	mg/kg	0.001	-	-	-	-	-	-	-	-
	Dicamba	mg/kg	-	-	-	-	-	-	-	-	-
Pesticides	Dichlobenil	mg/kg	0.001	-	-	-	-	-	-	-	-
	cis-Permethrin	mg/kg	0.003	-	-	-	-	-	-	-	-
	Dichlorvos	mg/kg	0.002	16	-	-	-	-	-	-	-
	Diclofop	mg/kg	-	-	-	-	-	-	-	-	-
Pesticides	Dieldrin	mg/kg	0.005	18	-	-	-	-	-	-	-
	Dimethoate	mg/kg	0.003	-	-	-	-	-	-	-	-
	Dinoseb	mg/kg	-	-	-	-	-	-	-	-	-
	Diuron	mg/kg	-	-	-	-	-	-	-	-	-
Pesticides	Endosulfan I	mg/kg	0.001	1200	-	-	-	-	-	-	-
	Endosulfan II	mg/kg	0.01	-	-	-	-	-	-	-	-
	Endosulfan sulphate	mg/kg	0.005	-	-	-	-	-	-	-	-
	Endrin	mg/kg	0.003	-	-	-	-	-	-	-	-
Pesticides	Endrin ketone	mg/kg	0.03	-	-	-	-	-	-	-	-
	Ethion	mg/kg	0.003	-	-	-	-	-	-	-	-
	Fenitrothion	mg/kg	0.005	-	-	-	-	-	-	-	-
	Fenithion	mg/kg	0.01	-	-	-	-	-	-	-	-
Pesticides	Fluroxypyr	mg/kg	0.1	-	-	-	-	-	-	-	-

		Field ID	BH07034-X-19-00-ES-200206	BH07034-X-2-00-ES14-200127	BH07034-X-2-00-ES-200127	BH07034-X-20-00-ES-200206	BH07034-X-21-00-ES-200206	BH07034-X-22-00-ES-200206	BH07034-X-22-00-ES-200206	BH07034-X-23-00-ES-200206	BH07034-X-24-00-ES-200207	
		Location Code	BH07034	BH07034	BH07034	BH07034	BH07034	BH07034	BH07034	BH07034	BH07034	
		Sample Depth Range	19	2	2	20	21	22	22	23	24	
		Sampled Date Time	06/02/2020	27/01/2020	27/01/2020	06/02/2020	06/02/2020	06/02/2020	06/02/2020	06/02/2020	07/02/2020	
		Matrix Description	LQM S4UL Public Open Space (POS) Residential - 1% SOM									
		C4SL Public Open Space (POS) Residential										
Chem Group	ChemName	output unit	EQL									
	o-BHC (Lindane)	mg/kg	0.001									
	Heptachlor	mg/kg	0.003									
	Isodrin	mg/kg	0.002									
	Isoproturon	mg/kg	-									
	Linuron	mg/kg	-									
	Malathion	mg/kg	0.002									
	2-Methyl-4-chlorophenoxyacetic acid	mg/kg	-									
	2-Methyl-4-Chlorophenoxy Butanoic Acid	mg/kg	-									
	Mecoprop	mg/kg	-									
	Methoxychlor	mg/kg	0.005									
	Methyl carathion	mg/kg	0.01									
	Mevinphos (Phosdrin)	mg/kg	0.002									
	o,p-DDD	mg/kg	0.005									
	o,p'-DDE	mg/kg	0.002									
	o,p'-Methoxychlor	mg/kg	0.05									
	Parathion	mg/kg	0.005									
	Pendimethalin	mg/kg	0.01									
	Permethrin	mg/kg	0.05									
	Permethrin II	mg/kg	0.003									
	Phorate	mg/kg	0.01									
	Priniphos-methyl	mg/kg	0.002									
	Priniphos-ethyl	mg/kg	0.002									
	Prometon	mg/kg	0.05									
	Prometryn	mg/kg	0.05									
	Pronamide	mg/kg	0.002									
	Propazine	mg/kg	0.05									
	Propiconazole	mg/kg	-									
	Propoxycarbazono-sodium	mg/kg	-									
	Simazine	mg/kg	0.05									
	Terbutryn	mg/kg	0.05									
	Terbutylazine	mg/kg	0.05									
	Phosalone	mg/kg	0.005									
	Phosphamidon	mg/kg	0.005									
	Triadimefon	mg/kg	0.002									
	Triallate	mg/kg	0.002									
	Triclopyr	mg/kg	0.1									
	Triclosan	mg/kg	-									
	Trifluralin	mg/kg	0.01									
	Tebuconazole	mg/kg	-									
	Telodrin	mg/kg	0.05									
	Triazophos	mg/kg	0.003									
SVOC TIC	SVOC TICs - Detect	Detect	-									
	Anthraquinone 9,10-	mg/kg	-									
	SVOC Tentatively Identified Compounds	mg/kg	0.1									
	Aniline	mg/kg	0.3									
VOC TIC	VOC TICs - Detect	Detect	-									
	VOC Tentatively Identified Compounds	mg/kg	0.05									
	Freon 113	mg/kg	0.005									
Other	Temperature	°C	-									
	Conductivity @ 20°C	µS/cm	14									
	% Stones >4mm	%	0									
	Fraction of non-crushable material	%	0									
	Moisture Content (dried @35°C)	%	-									
	Moisture Content 105C	%	0.1	45	27	30.9	39.3	21.2	24	27.2	27.6	25
	pH (Lab)	pH Units	1	8.3	9	9	8.4	8.4	8.6	8.6	8.6	8.4
	Stone Content	%	0.1									
	Total Organic Carbon	%	0.02	3.27	0.52	0.5	2.09	7.5	0.76	0.97	0.57	0.61

**Env Stds Comments**  
 #1:GAC is only presented as speciated chromium. 7.7mg/kg is used for hexavalent. If hexavalent chromium (CVI) data is available, a value of 1,500mg/kg r  
 #2:C4SL for lead adopted  
 #3:GAC only presented as speciated mercury. 16mg/kg is used for elemental mercury. If the CSM indicates that elemental mercury is not a CoC and mercury  
 #4:Updated S4UL for nickel  
 #5:S4UL exceeds solubility saturation limit  
 #6:Criteria derived for Al<sup>3</sup>-C16-C35 split between Al<sup>3</sup>-C16-21 & Al<sup>3</sup>-C21-35. Requires summation of fractions to use Al<sup>3</sup>-C16-C35 criteria.  
 #7:Criteria presented is for p-xylene. A separate value is presented for o-xylene.  
 #8:S4UL based on a threshold protective of direct skin contact with phenol

**Legend**

38.2	Results exceeds GAC.
<50	Results MDL is greater than GAC.
NAD	No asbestos detected.
-	Determinand has not been tested for.

**Notes**  
 A range is given where a determinand has been analysed for by more than one method.

Chem Group	ChemName	output unit	EQI	Field ID	Location Code	BH07034-X-25.00-ES-105-200207	BH07034-X-25.00-ES-200207	BH07034-X-29.00-ES-200212	BH07034-X-3.00-ES18-200127	BH07034-X-3.00-ES-200127	BH07034-X-30.15-ES-200228	BH07034-X-4.00-ES-200128	BH07034-X-44.11-ES-200228	BH07034-X-5.00-ES-200128	
						BH07034	BH07034	BH07034	BH07034	BH07034	BH07034	BH07034	BH07034	BH07034	BH07034
						Sample Depth	Sample Range	Sample Date	Sample Date	Sample Date	Sample Date	Sample Date	Sample Date	Sample Date	Sample Date
C4SL Public Open Space (POS) Residential		Matrix Description LOM S4UL Public Open Space (POS) Residential - 1% SOM													
Samoled Date Time		07/02/2020													
Chem Group	ChemName	output unit	EQI												
Anthrax	Detection of Anthrax (Bacillus Anthracis)	Not isolated	-	-	-	-	-	-	-	-	-	-	-	-	
Metals	Antimony	mg/kg	0.1	-	-	-	-	1.3	2.6	-	-	-	-	11.4	
	Arsenic	mg/kg	0.3	79	79	5.7	4.9	1.6	10	10.5	1	6.2	21	0.5	47.1
	Boron	mg/kg	0.5	21000	21000	0.7	0.8	1.1	3.1	3	1.3	2.4	0.6	16.6	
	Cadmium	mg/kg	0.02	220	120	<0.1	<0.1	0.22	0.28	0.29	0.18	0.43	0.14	1.03	
	Chromium (hexavalent)	mg/kg	0.1	21	7.7	<0.1	<0.1	<0.1	<0.1	<0.1	<0.1	<0.1	<0.1	<0.1	
	Chromium	mg/kg	0.5	21	#1	33.8	35.1	3.1	27.8	26.8	2.1	42.5	1.6	1360	
	Cobalt	mg/kg	0.1	-	-	-	-	-	-	-	-	-	-	-	
	Copper	mg/kg	0.5	12000	12000	10.5	9.7	21.2	30.4	31	4.9	67.1	4.8	560.7	
	Lead	mg/kg	0.5	630	630	3.9	5.4	2.7	39.2	55.7	2.4	267	2.4	934	
	Mercury	mg/kg	0.1	#3	#3	<0.1	<0.1	<0.1	<0.1	0.12	<0.1	1.68	<0.1	0.95	
	Molybdenum	mg/kg	0.1	-	-	-	-	-	-	0.7	-	1.8	-	8.7	
	Nickel	mg/kg	0.2	23000	23000	25.4	25.2	4.2	28.8	27.4	4	21.9	3.2	70.1	
	Selenium	mg/kg	0.5	1100	1100	<0.5	<0.5	<0.5	<0.5	<0.5	<0.5	<0.5	<0.5	<0.5	
	Vanadium	mg/kg	0.2	2000	2000	1.9	2.0	19.8	43.5	42.7	-	44.4	-	47.9	
	Zinc	mg/kg	1.0	81000	81000	25	20.2	19.8	01.9	88.7	17	174.1	21.8	682.6	
Asbestos	Anthophyllite	Detect	-	-	-	-	-	-	-	-	-	-	-	-	
	Asbestos Containing Material	Detect	-	-	-	-	-	-	-	-	-	-	-	-	
	Asbestos Analysts Comments	-	-	-	-	-	-	-	-	-	-	-	-	-	
	Asbestos PCOM Quantification	%	0.001	-	-	-	-	-	-	-	-	-	-	-	
	Asbestos Quantification Total	%	0.001	-	-	-	-	-	-	-	-	-	-	-	
	Asbestos: Actinolite	Detect	-	-	-	-	-	-	-	-	-	-	-	-	
	Additional Asbestos Components (Using TM048)	Comment	-	-	-	-	-	-	-	-	-	-	-	-	
	Crocidolite Asbestos	Detect	-	-	-	-	-	-	-	-	-	-	-	-	
	Asbestos Gravimetric Quantification	%	0.001	-	-	-	-	-	-	-	-	-	-	-	
	Asbestos ID (Stage 1)	Detect	-	NAD	NAD	NAD	NAD	NAD	NAD	NAD	NAD	NAD	NAD	NAD	
	Chrysotile Asbestos	Detect	-	-	-	-	-	-	-	-	-	-	-	-	
	Amosite Asbestos	Detect	-	-	-	-	-	-	-	-	-	-	-	-	
	Non-Asbestos Fibre	Detect	-	-	-	-	-	-	-	-	-	-	-	-	
	Tremolite	Detect	-	-	-	-	-	-	-	-	-	-	-	-	
Inorganics	Ammoniacal Nitrogen as N	mg/kg	12	-	-	-	-	-	-	-	-	-	-	-	
	Cyanide (Free)	mg/kg	0.5	-	<0.5	<0.5	<0.5	<0.5	<0.5	<0.5	<0.5	<0.5	1.4	<0.5	
	Cyanide Total	mg/kg	0.5	-	<0.5	<0.5	<0.5	<0.5	<0.5	<0.5	<0.5	<0.5	<0.5	2.6	
	Cyanides-complex	mg/kg	1	-	-	-	-	-	-	-	-	-	-	-	
	Phosphorus	mg/kg	4	-	-	-	-	-	-	-	541	-	-	-	
	Coronene	mg/kg	0.3	-	-	-	-	-	-	-	-	-	351	-	
PAH	Naphthalene	mg/kg	0.005	4900	<0.08	<0.08	<0.08	<0.08	<0.08	<0.08	<0.08	0.35	<0.08	0.1	
	Acenaphthene	mg/kg	0.008	15000	<0.08	<0.08	<0.08	<0.08	<0.08	<0.08	<0.08	0.28	<0.08	<0.08	
	Acenaphthylene	mg/kg	0.012	15000	<0.08	<0.08	<0.08	<0.08	<0.08	<0.08	0.13	<0.08	<0.08	<0.08	
	Fluoranthene	mg/kg	0.017	3100	<0.08	<0.08	<0.08	<0.08	2.13	1.76	<0.08	6.04	<0.08	2.13	
	Anthracene	mg/kg	0.016	74000	<0.08	<0.08	<0.08	<0.08	0.31	0.17	<0.08	0.94	<0.08	0.29	
	Phenanthrene	mg/kg	0.015	3100	<0.08	<0.08	<0.08	<0.08	0.74	0.44	<0.08	3.17	<0.08	0.9	
	Fluorene	mg/kg	0.01	9900	<0.08	<0.08	<0.08	<0.08	<0.08	<0.08	<0.08	0.23	<0.08	<0.08	
	Chrysene	mg/kg	0.01	57	<0.08	<0.08	<0.08	<0.08	0.65	0.79	<0.08	2.44	<0.08	0.96	
	Pyrene	mg/kg	0.015	7400	<0.08	<0.08	<0.08	<0.08	1.57	1.78	<0.08	6.62	<0.08	1.96	
	Benzofluoranthene	mg/kg	0.014	29	<0.08	<0.08	<0.08	<0.08	0.8	0.69	<0.08	2.86	<0.08	1.02	
	Benzob[fluoranthene	mg/kg	0.015	71	<0.08	<0.08	<0.08	<0.08	0.81	1.13	<0.08	3.61	<0.08	1.35	
	Benzok[fluoranthene	mg/kg	0.014	190	<0.08	<0.08	<0.08	<0.08	0.36	0.46	<0.08	1.45	<0.08	0.56	
	Benzofluoranthene	mg/kg	0.015	5.7	<0.08	<0.08	<0.08	<0.08	0.68	0.8	<0.08	2.91	<0.08	0.82	
	Dibenz[a,h]anthracene	mg/kg	0.023	0.57	<0.08	<0.08	<0.08	<0.08	<0.08	0.12	<0.08	0.41	<0.08	0.11	
	Benzofluoranthene	mg/kg	0.024	640	<0.08	<0.08	<0.08	<0.08	0.34	0.57	<0.08	1.61	<0.08	0.43	
	Indeno[1,2,3-c,d]pyrene	mg/kg	0.018	82	<0.08	<0.08	<0.08	<0.08	0.39	0.59	<0.08	1.68	<0.08	0.46	
	PAH 16 Total	mg/kg	0.118	-	<1.28	<1.28	<1.28	<1.28	<9.18	<9.66	<1.28	34.7	<1.28	<11.3	
TPH CWG	>C5-C8 Aliphatics	mg/kg	0.01	600000	-	-	-	-	<0.2	<0.2	-	<0.2	-	<0.2	
	>C6-C7 Aliphatics	mg/kg	0.2	600000	-	-	-	-	<0.2	<0.2	-	<0.2	-	<0.2	
	>C6-C8 Aliphatics	mg/kg	0.01	600000	-	-	-	-	<0.2	<0.2	-	<0.2	-	<0.2	
	>C10-C44 Aliphatics	mg/kg	5	-	-	-	-	-	-	-	-	-	-	-	
	>C7-C8 Aliphatics	mg/kg	0.2	-	-	-	-	-	<0.2	<0.2	-	<0.2	-	<0.2	
	>C10-C44 Aromatic/Aromatics	mg/kg	10	-	-	-	-	-	-	-	-	-	-	-	
	>C8-C10 Aliphatics	mg/kg	0.01	13000	-	-	-	-	<0.2	<0.2	-	<0.2	-	<0.2	
	>C10-C12 Aliphatics	mg/kg	0.01	13000	-	-	-	-	<4	<4	-	<4	-	<4	
	>C12-C16 Aliphatics	mg/kg	0.1	13000	-	-	-	-	<4	<4	-	<4	-	<4	
	>C16-C21 Aliphatics	mg/kg	0.1	125000	-	-	-	-	<4	<4	-	<4	-	6.9	
	>C21-C35 Aliphatics	mg/kg	0.1	125000	-	-	-	-	<8.76	12	-	24.4	-	55	
	>C35-C44 Aliphatics	mg/kg	0.1	250000	-	-	-	-	-	-	-	-	-	-	
	>C5-C10 Aliphatics	mg/kg	0.05	-	-	-	-	-	-	-	-	-	-	-	
	>C8-C40 Aliphatics	mg/kg	20	-	-	-	-	-	<20	<20	-	31.2	-	63.6	
	Total Aliphatics >C12-C44	mg/kg	0.1	-	-	-	-	-	-	-	-	-	-	-	
	>EC5-EC10 Aromatics	mg/kg	0.05	-	-	-	-	-	-	-	-	-	-	-	
	>EC5-EC7 Aromatics	mg/kg	0.01	56000	-	-	-	-	<0.2	<0.2	-	<0.01	-	<0.01	
	>EC6-EC7 Aromatics	mg/kg	0.01	-	-	-	-	-	-	-	-	-	-	-	
	>EC7-EC8 Aromatics	mg/kg	0.01	56000	-	-	-	-	<0.2	<0.2	-	<0.01	-	<0.01	
	>EC8-EC10 Aromatics	mg/kg	0.01	5000	-	-	-	-	<4	<4	-	<4	-	<4	
	>EC10-EC12 Aromatics	mg/kg	0.01	5000	-	-	-	-	<4	<4	-	<4	-	<4	
	>EC8-EC40 Aromatics	mg/kg	20	-	-	-	-	-	57.8	68.3	-	166	-	98.3	
	>EC10-EC44 Aromatics	mg/kg	5	-	-	-	-	-	-	-	-	-	-	-	
	>EC12-EC16 Aromatics	mg/kg	0.1	5100	-	-	-	-	<4	<4	-	<4	-	<4	
	>EC16-EC21 Aromatics	mg/kg	0.1	3800	-	-	-	-	5	<4	-	14.1	-	5.92	
	>EC21-EC35 Aromatics	mg/kg	0.1	3800	-	-	-	-	42.1	47.9	-	118	-	74.6	
	>EC35-EC44 Aromatics	mg/kg	0.1	3800	-	-	-	-	-	-	-	-	-	-	
	>EC40-EC44 Aromatics	mg/kg	0.1	-	-	-	-	-	-	-	-	-	-	-	
	>EC12-EC44 Aromatics	mg/kg	0.1	-	-	-	-	-	-	-	-	-	-	-	
	TPH Aliphatics & Aromatics >C5-44	mg/kg	0.1	-	-	-	-	-	-	-	-	-	-	-	

Chem Group	ChemName	output unit	EQL	Field ID	BH07034-X-25.00-ES-105-200207	BH07034-X-25.00-ES-200207	BH07034-X-29.00-ES-200212	BH07034-X-3.00-ES18-200127	BH07034-X-3.00-ES-200127	BH07034-X-30.15-ES-200228	BH07034-X-4.00-ES-200128	BH07034-X-44.11-ES-200228	BH07034-X-5.00-ES-200128		
				Location Code	BH07034	BH07034	BH07034	BH07034	BH07034	BH07034	BH07034	BH07034	BH07034	BH07034	BH07034
				Sample Depth Range	25	25	29	3	3	30.15	4	44.11	5		
				Sample Date	07/02/2020	07/02/2020	12/02/2020	27/01/2020	27/01/2020	26/02/2020	28/01/2020	28/02/2020	28/01/2020		
				Matrix Description	LQM S4UL Public Open Space (POS) Residential - 1% SOM										
				C4SL Public Open Space (POS) Residential											
TPH	>C6-C8	mg/kg	0.02	-	-	-	-	<0.2	<0.2	-	<0.2	-	<0.2		
	>C6-C7	mg/kg	0.02	-	-	-	-	<0.2	<0.2	-	<0.2	-	<0.2		
	>C7-C8	mg/kg	0.02	-	-	-	-	<0.2	<0.2	-	<0.2	-	<0.2		
	>C6-C8	mg/kg	0.02	<0.2	<0.2	<0.2	8.42	<0.2	<0.2	<0.2	<0.2	<0.2	<0.2		
	>C8-C10	mg/kg	0.02	<2	<2	10.3	<2	<2	<2	<2	<2	2.42	<2		
	>C10-C12	mg/kg	0.02	<2	<2	10.3	<2	<2	<2	<2	<2	3.04	<2		
	>C12-C16	mg/kg	2	<2	<2	2.42	<2	<2	<2	<2	<2	2.35	<2		
	>C16-C21	mg/kg	2	<2	<2	3.66	<2	<2	<2	3.62	<2	2.92	<2		
	>C21-C28	mg/kg	35	-	-	-	-	-	-	-	-	-	-		
	>C21-C35	mg/kg	4.38	9.08	10.6	9.89	-	-	-	14.3	-	22.7	-		
	>C28-C35	mg/kg	35	-	-	-	-	-	-	-	-	-	-		
	>C31-C40	mg/kg	10	12.8	14.7	10.4	-	-	-	16	-	25.4	-		
	>C35-C40	mg/kg	35	-	-	-	-	-	-	-	-	-	-		
	GRO >C5-10	mg/kg	0.02	-	-	-	-	-	-	-	-	-	-		
	TPH >C8-C40	mg/kg	10	<16.6	<18.9	<35.4	-	-	-	<21	-	<36.4	-		
	EPH >C5-40	mg/kg	35	-	-	-	-	-	-	-	-	-	-		
	EPH >C10-40	mg/kg	35	-	-	-	-	-	-	-	-	-	-		
	GRO	mg/kg	0.2	-	-	-	-	-	<0.2	<0.2	-	<0.2	-		
	GRO >C5-12	mg/kg	0.1	-	-	-	-	-	<0.2	<0.2	-	<0.2	-		
	TPH by GC/ED (AR)	mg/kg	10	16.4	18.7	35.2	-	-	-	20.8	-	36.2	-		
BTEX and MTBE	Benzene	mg/kg	0.001	140	72	-	<0.01 - 0.003	<0.01 - 0.001	-	<0.01 - 0.004	-	<0.01 - 0.003			
	Toluene	mg/kg	0.005	-	56000	-	<0.005	<0.005	-	<0.005	-	<0.005			
	Ethylbenzene	mg/kg	0.002	-	24000	-	<0.01	<0.01	-	<0.01	-	<0.01			
	Xylene (m & o)	mg/kg	0.004	-	41000	-	<0.004	<0.004	-	<0.004	-	<0.004			
	Xylene (o)	mg/kg	0.002	-	-	-	<0.002	<0.002	-	<0.002	-	<0.002			
	Xylene Total	mg/kg	0.02	-	-	-	<0.03	<0.03	-	<0.03	-	<0.03			
	MTBE	mg/kg	0.001	-	-	-	-	-	-	-	-	-			
	Total BTEX	mg/kg	0.04	-	-	-	-	-	-	-	-	-			
VOC	Styrene	mg/kg	0.001	-	-	-	-	-	-	-	-	-			
	cis-1,3-dichloroethene	mg/kg	0.001	-	-	-	-	-	-	-	-	-			
	trans-1,3-dichloroethene	mg/kg	0.001	-	-	-	-	-	-	-	-	-			
	1,1,1,2-tetrachloroethane	mg/kg	0.001	1400	-	-	-	-	-	-	-	-			
	1,1,1-trichloroethane	mg/kg	0.001	140000	-	-	-	-	-	-	-	-			
	1,1,2,2-tetrachloroethane	mg/kg	0.001	1400	-	-	-	-	-	-	-	-			
	1,1,2-dichloroethane	mg/kg	0.001	-	-	-	-	-	-	-	-	-			
	1,1-dichloroethane	mg/kg	0.001	-	-	-	-	-	-	-	-	-			
	1,1-dichloroethene	mg/kg	0.001	-	-	-	-	-	-	-	-	-			
	1,1-dichloroethene	mg/kg	0.001	-	-	-	-	-	-	-	-	-			
	1,2-dichloroethane	mg/kg	0.001	-	-	-	-	-	-	-	-	-			
	1,2-dichloroethene	mg/kg	0.001	29	-	-	-	-	-	-	-	-			
	1,2-dichloropropane	mg/kg	0.001	-	-	-	-	-	-	-	-	-			
	1,3,5-trimethylbenzene	mg/kg	0.001	-	-	-	-	-	-	-	-	-			
	1,3-dichloropropane	mg/kg	0.001	-	-	-	-	-	-	-	-	-			
	2,2-dichloropropane	mg/kg	0.001	-	-	-	-	-	-	-	-	-			
	2-chlorotoluene	mg/kg	0.001	-	-	-	-	-	-	-	-	-			
	4-chlorotoluene	mg/kg	0.001	-	-	-	-	-	-	-	-	-			
	Bromobenzene	mg/kg	0.001	-	-	-	-	-	-	-	-	-			
	Bromochloromethane	mg/kg	0.001	-	-	-	-	-	-	-	-	-			
	Bromodichloromethane	mg/kg	0.001	-	-	-	-	-	-	-	-	-			
	Bromoform	mg/kg	0.001	-	-	-	-	-	-	-	-	-			
	Bromomethane	mg/kg	0.001	-	-	-	-	-	-	-	-	-			
	Carbon disulfide	mg/kg	0.007	11000	-	-	-	-	-	-	-	-			
	Carbon tetrachloride	mg/kg	0.001	890	-	-	-	-	-	-	-	-			
	Chlorobromomethane	mg/kg	0.001	-	-	-	-	-	-	-	-	-			
	Chloroethane	mg/kg	0.002	-	-	-	-	-	-	-	-	-			
	Chloroform	mg/kg	0.001	2500	-	-	-	-	-	-	-	-			
	Chloromethane	mg/kg	0.003	-	-	-	-	-	-	-	-	-			
	cis-1,2-dichloroethene	mg/kg	0.005	-	-	-	-	-	-	-	-	-			
	Dibromomethane	mg/kg	0.001	-	-	-	-	-	-	-	-	-			
	Dichlorodifluoromethane	mg/kg	0.001	-	-	-	-	-	-	-	-	-			
	Dichloromethane	mg/kg	0.01	-	-	-	-	-	-	-	-	-			
	Isopropylbenzene	mg/kg	0.001	-	-	-	-	-	-	-	-	-			
	n-butylbenzene	mg/kg	0.001	-	-	-	-	-	-	-	-	-			
	n-propylbenzene	mg/kg	0.001	-	-	-	-	-	-	-	-	-			
	p-isocrotyltoluene	mg/kg	0.001	-	-	-	-	-	-	-	-	-			
	sec-butylbenzene	mg/kg	0.001	-	-	-	-	-	-	-	-	-			
	Trichloroethene	mg/kg	0.001	120	-	-	-	-	-	-	-	-			
	tert-butylbenzene	mg/kg	0.001	-	-	-	-	-	-	-	-	-			
	Tetrachloroethene	mg/kg	0.003	1400	-	-	-	-	-	-	-	-			
	trans-1,2-dichloroethene	mg/kg	0.001	-	-	-	-	-	-	-	-	-			
	Trichlorofluoromethane	mg/kg	0.001	-	-	-	-	-	-	-	-	-			
	Vinyl chloride	mg/kg	0.001	3.5	-	-	-	-	-	-	-	-			
	tert-Amyl methyl ether	mg/kg	0.01	-	-	-	-	-	-	-	-	-			
VOC/SVOC	1,2,3-trichlorobenzene	mg/kg	0.001	1800	-	-	-	-	-	-	-	-			
	1,2,4-trichlorobenzene	mg/kg	0.003	15000	-	-	-	-	-	-	-	-			
	1,2-dichlorobenzene	mg/kg	0.001	90000	-	-	-	-	-	-	-	-			
	1,3,5-Trichlorobenzene	mg/kg	0.001	1700	-	-	-	-	-	-	-	-			
	1,3-dichlorobenzene	mg/kg	0.001	300	-	-	-	-	-	-	-	-			
	1,4-dichlorobenzene	mg/kg	0.001	17000	-	-	-	-	-	-	-	-			
	Chlorobenzene	mg/kg	0.001	11000	-	-	-	-	-	-	-	-			
Hexachlorobutadiene	mg/kg	0.002	25	-	-	-	-	-	-	-	-				

		Field ID	BH07034-X-25.00-ES-105-200207	BH07034-X-25.00-ES-200207	BH07034-X-29.00-ES-200212	BH07034-X-3.00-ES18-200127	BH07034-X-3.00-ES-200127	BH07034-X-30.15-ES-200228	BH07034-X-4.00-ES-200128	BH07034-X-44.11-ES-200228	BH07034-X-5.00-ES-200128
		Location Code	BH07034	BH07034	BH07034	BH07034	BH07034	BH07034	BH07034	BH07034	BH07034
		Sample Depth Range	25	25	29	3	3	30.15	4	44.11	5
		Sample Date	07/02/2020	07/02/2020	12/02/2020	27/01/2020	27/01/2020	26/02/2020	28/01/2020	28/02/2020	28/01/2020
		Matrix Description	LQM S4UL Public Open Space (POS) Residential - 1% SOM								
		C4SL Public Open Space (POS) Residential									
Chem Group	ChemName	output unit	EQ1								
SVOC	Benzyl alcohol	mg/kg	0.5	-	-	-	-	-	-	-	-
	Diphenyl ether	mg/kg	0.1	-	-	-	-	-	-	-	-
	4-bromophenyl phenyl ether	mg/kg	0.1	-	-	-	-	-	-	-	-
	4-nitroaniline	mg/kg	0.1	-	-	-	-	-	-	-	-
	4-nitrophenol	mg/kg	0.1	-	-	-	-	-	-	-	-
	1,1-Bioheptyl	mg/kg	0.1	-	-	-	-	-	-	-	-
	1,2,3,4-tetrachlorobenzene	mg/kg	0.001	830	-	-	-	-	-	-	-
	1-Methylnaphthalene	mg/kg	0.1	-	-	-	-	-	-	-	-
	2,4,5-trichlorophenol	mg/kg	0.1	-	-	-	-	-	-	-	-
	2,4,6-trichlorophenol	mg/kg	0.1	-	-	-	-	-	-	-	-
	2,4-dichlorophenol	mg/kg	0.1	-	-	-	-	-	-	-	-
	2,4-dimethylphenol	mg/kg	0.1	-	-	-	-	-	-	-	-
	2,4-dinitrophenol	mg/kg	0.5	-	-	-	-	-	-	-	-
	2,4-dinitrotoluene	mg/kg	0.1	-	-	-	-	-	-	-	-
	2,6-dinitrotoluene	mg/kg	0.1	-	-	-	-	-	-	-	-
	2-chloronaphthalene	mg/kg	0.1	-	-	-	-	-	-	-	-
	2-chlorophenol	mg/kg	0.1	-	-	-	-	-	-	-	-
	2-methylnaphthalene	mg/kg	0.1	-	-	-	-	-	-	-	-
	2-methylphenol	mg/kg	0.1	-	-	-	-	-	-	-	-
	2-nitroaniline	mg/kg	0.1	-	-	-	-	-	-	-	-
	2-nitrophenol	mg/kg	0.1	-	-	-	-	-	-	-	-
	3-nitroaniline	mg/kg	0.1	-	-	-	-	-	-	-	-
	4,6-Dinitro-2-methylphenol	mg/kg	0.2	-	-	-	-	-	-	-	-
	4-chloro-3-methylphenol	mg/kg	0.1	-	-	-	-	-	-	-	-
	4-chloroaniline	mg/kg	0.1	-	-	-	-	-	-	-	-
	4-chlorophenol	mg/kg	0.5	620	-	-	-	-	-	-	-
	4-chlorophenyl phenyl ether	mg/kg	0.1	-	-	-	-	-	-	-	-
	4-methylphenol	mg/kg	0.1	-	-	-	-	-	-	-	-
	Azobenzene	mg/kg	0.1	-	-	-	-	-	-	-	-
	Benzic Acid	mg/kg	0.5	-	-	-	-	-	-	-	-
	Bis(2-chloroethoxy) methane	mg/kg	0.1	-	-	-	-	-	-	-	-
	Bis(2-chloroethyl) ether	mg/kg	0.1	-	-	-	-	-	-	-	-
	Bis(2-chloroisopropyl) ether	mg/kg	0.1	-	-	-	-	-	-	-	-
	Bis(2-ethylhexyl) phthalate	mg/kg	0.1	-	-	-	-	-	-	-	-
	Butyl benzyl phthalate	mg/kg	0.1	-	-	-	-	-	-	-	-
	Catechols	mg/kg	0.1	-	-	-	-	-	-	-	-
	Dibenzofuran	mg/kg	0.1	-	-	-	-	-	-	-	-
	Diethylphthalate	mg/kg	0.1	-	-	-	-	-	-	-	-
	Dimethyl phthalate	mg/kg	0.1	-	-	-	-	-	-	-	-
	Di-n-butyl phthalate	mg/kg	0.1	-	-	-	-	-	-	-	-
	Di-n-octyl phthalate	mg/kg	0.1	-	-	-	-	-	-	-	-
	Hexachlorobenzene	mg/kg	0.002	16	-	-	-	-	-	-	-
	Hexachlorocyclopentadiene	mg/kg	0.1	-	-	-	-	-	-	-	-
	Hexachloroethane	mg/kg	0.1	-	-	-	-	-	-	-	-
	Isophorone	mg/kg	0.1	-	-	-	-	-	-	-	-
Nitrobenzene	mg/kg	0.1	-	-	-	-	-	-	-	-	
N-nitrosodi-n-propylamine	mg/kg	0.1	-	-	-	-	-	-	-	-	
n-Nitrosodiphenylamine	mg/kg	0.1	-	-	-	-	-	-	-	-	
Pentachlorobenzene	mg/kg	0.001	100	-	-	-	-	-	-	-	
Pentachloronitrobenzene	mg/kg	0.05	-	-	-	-	-	-	-	-	
Pentachlorophenol	mg/kg	0.1	60	-	-	-	-	-	-	-	
PCB	PCB-110	mg/kg	-	-	-	-	-	-	-	-	-
	PCB-128	mg/kg	-	-	-	-	-	-	-	-	-
	PCB-141	mg/kg	-	-	-	-	-	-	-	-	-
	PCB-149	mg/kg	-	-	-	-	-	-	-	-	-
	PCB-151	mg/kg	-	-	-	-	-	-	-	-	-
	PCB-158	mg/kg	-	-	-	-	-	-	-	-	-
	PCB-170	mg/kg	-	-	-	-	-	-	-	-	-
	PCB-18	mg/kg	-	-	-	-	-	-	-	-	-
	PCB-183	mg/kg	-	-	-	-	-	-	-	-	-
	PCB-187	mg/kg	-	-	-	-	-	-	-	-	-
	PCB-194	mg/kg	-	-	-	-	-	-	-	-	-
	PCB-31	mg/kg	-	-	-	-	-	-	-	-	-
	PCB-44	mg/kg	-	-	-	-	-	-	-	-	-
	PCB-49	mg/kg	-	-	-	-	-	-	-	-	-
	2,2,4,4-tetrachloro-1,1-Biphenvyl	mg/kg	-	-	-	-	-	-	-	-	-
	2,3,4,4-tetrachloro-1,1-Biphenvyl	mg/kg	-	-	-	-	-	-	-	-	-
	Heptachlorobiphenyl, 2,3,3,4,4,5,5- (PCB 189)	mg/kg	0.003	-	-	-	<0.005	<0.005	-	<0.005	<0.005
	Hexachlorobiphenyl, 2,3,3,4,4,5- (PCB 156)	mg/kg	0.003	-	-	-	<0.005	<0.005	-	<0.005	<0.005
	Hexachlorobiphenyl, 2,3,3,4,4,5- (PCB 157)	mg/kg	0.003	-	-	-	<0.005	<0.005	-	<0.005	<0.005
	Hexachlorobiphenyl, 2,3,4,4,5,5- (PCB 167)	mg/kg	0.003	-	-	-	<0.005	<0.005	-	<0.005	<0.005
	Hexachlorobiphenyl, 3,3,4,4,5,5- (PCB 169)	mg/kg	0.003	-	-	-	<0.005	<0.005	-	<0.005	<0.005
	PCB 101	mg/kg	0.003	-	-	-	<0.005	0.00705	-	<0.005	<0.005
	PCB 118	mg/kg	0.003	-	-	-	<0.005	<0.005	-	<0.005	<0.005
	PCB 138	mg/kg	0.003	-	-	-	<0.005	<0.005	-	<0.005	<0.005
	PCB 153	mg/kg	0.003	-	-	-	<0.005	<0.005	-	<0.005	<0.005
	PCB 160	mg/kg	0.003	-	-	-	<0.005	<0.005	-	<0.005	<0.005
	PCB 26	mg/kg	0.003	-	-	-	<0.005	<0.005	-	<0.005	<0.005
	PCB 52	mg/kg	0.003	-	-	-	<0.005	0.00956	-	<0.005	<0.005
	Pentachlorobiphenyl, 2,3,3,4,4- (PCB 105)	mg/kg	0.003	-	-	-	<0.005	<0.005	-	<0.005	<0.005
	Pentachlorobiphenyl, 2,3,4,4,5- (PCB 114)	mg/kg	0.003	-	-	-	<0.005	<0.005	-	<0.005	<0.005
Pentachlorobiphenyl, 2,3,4,4,5- (PCB 123)	mg/kg	0.003	-	-	-	<0.005	<0.005	-	<0.005	<0.005	
Pentachlorobiphenyl, 3,3,4,4,5- (PCB 126)	mg/kg	0.003	-	-	-	<0.005	<0.005	-	<0.005	<0.005	
Tetrachlorobiphenyl, 3,3,4,4- (PCB 77)	mg/kg	0.003	-	-	-	<0.005	<0.005	-	<0.005	<0.005	
Tetrachlorobiphenyl, 3,4,4,5- (PCB 81)	mg/kg	0.003	-	-	-	<0.005	<0.005	-	<0.005	<0.005	
Total PCB 7 congeners	mg/kg	0.021	-	-	-	-	-	-	-	-	
Total PCB WHO 12	mg/kg	0.036	-	-	-	-	-	-	-	-	

		Field ID	BH07034-X-25.00-ES-105-200207	BH07034-X-25.00-ES-200207	BH07034-X-29.00-ES-200212	BH07034-X-3.00-ES18-200127	BH07034-X-3.00-ES-200127	BH07034-X-30.15-ES-200228	BH07034-X-4.00-ES-200128	BH07034-X-44.11-ES-200228	BH07034-X-5.00-ES-200128
		Location Code	BH07034	BH07034	BH07034	BH07034	BH07034	BH07034	BH07034	BH07034	BH07034
		Sample Depth Range	25	25	29	3	3	30.15	4	44.11	5
		Sample Date Time	07/02/2020	07/02/2020	12/02/2020	27/01/2020	27/01/2020	26/02/2020	28/01/2020	28/02/2020	28/01/2020
		Matrix Description	LQM S4UL Public Open Space (POS) Residential - 1% SOM								
		C4SL Public Open Space (POS) Residential									
Chem Group	ChemName	output unit	EQI								
Phenolics	Xenonols	mg/kg	0.0415	-	-	-	-	-	-	-	-
	Phenol Index	mg/kg	0.5	<0.5	<0.5	<0.5	<0.5	<0.5	<0.5	<0.5	<0.5
	3-84-methylphenol	mg/kg	0.1	-	-	-	-	-	-	-	-
	Cresol Total	mg/kg	0.01	-	-	-	-	-	-	-	-
Organofins	Phenol	mg/kg	0.01	-	-	-	-	-	-	-	-
	Phenols Monohydric	mg/kg	0.035	-	-	-	-	-	-	-	-
	Dibutyltin	mg/kg	-	-	-	-	-	-	-	-	-
	Monophenyltin	mg/kg	-	-	-	-	-	-	-	-	-
	Diphenyltin	mg/kg	-	-	-	-	-	-	-	-	-
	Monobutyltin	mg/kg	-	-	-	-	-	-	-	-	-
	Tetrabutyltin	mg/kg	-	-	-	-	-	-	-	-	-
Pesticides	Tributyltin	mg/kg	0.001	-	-	-	<0.005	<0.005	<0.005	-	<0.005
	Triphenyltin	mg/kg	-	-	-	-	-	-	-	-	-
	Ethionphos	mg/kg	0.002	-	-	-	-	-	-	-	-
	Heptachlor epoxide	mg/kg	0.002	-	-	-	-	-	-	-	-
	Methidathion	mg/kg	0.002	-	-	-	-	-	-	-	-
	Propetamphos	mg/kg	0.002	-	-	-	-	-	-	-	-
	Simetryn	mg/kg	0.05	-	-	-	-	-	-	-	-
	Sodium Acifluorfen	mg/kg	-	-	-	-	-	-	-	-	-
	Tosazene	mg/kg	0.003	-	-	-	-	-	-	-	-
	2,4,5-TP (Silvex)	mg/kg	-	-	-	-	-	-	-	-	-
Pesticides	Hedonal	mg/kg	-	-	-	-	-	-	-	-	-
	2,4-DDT	mg/kg	0.003	-	-	-	-	-	-	-	-
	2,4-Dichloroac	mg/kg	-	-	-	-	-	-	-	-	-
	4-(2,4-Dichlorophenoxy)butyric Acid (2,4-DB)	mg/kg	-	-	-	-	-	-	-	-	-
	4,4-DDE	mg/kg	0.005	-	-	-	-	-	-	-	-
	4-Chlorophenoxy acetic acid	mg/kg	-	-	-	-	-	-	-	-	-
	a-BHC	mg/kg	0.002	24	-	-	-	-	-	-	-
	Aldrin	mg/kg	0.002	18	-	-	-	-	-	-	-
	Ametryn	mg/kg	0.05	-	-	-	-	-	-	-	-
	Acetyl (hexnill)	mg/kg	-	-	-	-	-	-	-	-	-
	Atraton	mg/kg	0.05	-	-	-	-	-	-	-	-
	Atrazine	mg/kg	0.05	1200	-	-	-	-	-	-	-
	Azinphos methyl	mg/kg	0.005	-	-	-	-	-	-	-	-
	b-BHC	mg/kg	0.002	8.1	-	-	-	-	-	-	-
	Bentazone	mg/kg	0.1	-	-	-	-	-	-	-	-
	Bromoxnill	mg/kg	-	-	-	-	-	-	-	-	-
	Carbofenthothion	mg/kg	0.003	-	-	-	-	-	-	-	-
	chlordan	mg/kg	0.002	-	-	-	-	-	-	-	-
	Chlordane (cis)	mg/kg	0.002	-	-	-	-	-	-	-	-
	Azinphos Ethyl	mg/kg	0.005	-	-	-	-	-	-	-	-
	Chlordane (trans)	mg/kg	0.05	-	-	-	-	-	-	-	-
	Chlorfenvinphos	mg/kg	0.003	-	-	-	-	-	-	-	-
	Chlorotoluron	mg/kg	-	-	-	-	-	-	-	-	-
	Chlorpyrifos	mg/kg	0.002	-	-	-	-	-	-	-	-
	Chlorpyrifos-methyl	mg/kg	0.002	-	-	-	-	-	-	-	-
	Cyanazine	mg/kg	-	-	-	-	-	-	-	-	-
	d-BHC	mg/kg	0.002	-	-	-	-	-	-	-	-
	DDD	mg/kg	0.005	-	-	-	-	-	-	-	-
	DDT	mg/kg	0.005	-	-	-	-	-	-	-	-
	Chlorothalonil	mg/kg	0.002	-	-	-	-	-	-	-	-
Diazinon	mg/kg	0.001	-	-	-	-	-	-	-	-	
Dicamba	mg/kg	-	-	-	-	-	-	-	-	-	
Dichlobenil	mg/kg	0.001	-	-	-	-	-	-	-	-	
cis-Permethrin	mg/kg	0.003	-	-	-	-	-	-	-	-	
Dichlorvos	mg/kg	0.002	16	-	-	-	-	-	-	-	
Diclofop	mg/kg	-	-	-	-	-	-	-	-	-	
Dieldrin	mg/kg	0.005	18	-	-	-	-	-	-	-	
Dimethoate	mg/kg	0.003	-	-	-	-	-	-	-	-	
Dinoseb	mg/kg	-	-	-	-	-	-	-	-	-	
Diuron	mg/kg	-	-	-	-	-	-	-	-	-	
Endosulfan I	mg/kg	0.001	1200	-	-	-	-	-	-	-	
Endosulfan II	mg/kg	0.01	-	-	-	-	-	-	-	-	
Endosulfan sulphate	mg/kg	0.005	-	-	-	-	-	-	-	-	
Endrin	mg/kg	0.003	-	-	-	-	-	-	-	-	
Endrin ketone	mg/kg	0.03	-	-	-	-	-	-	-	-	
Ethion	mg/kg	0.003	-	-	-	-	-	-	-	-	
Fenitrothion	mg/kg	0.005	-	-	-	-	-	-	-	-	
Fenitrothion	mg/kg	0.01	-	-	-	-	-	-	-	-	
Fluroxypyr	mg/kg	0.1	-	-	-	-	-	-	-	-	

		Field ID	BH07034-X-25.00-ES105-200207	BH07034-X-25.00-ES-200207	BH07034-X-29.00-ES-200212	BH07034-X-3.00-ES18-200127	BH07034-X-3.00-ES-200127	BH07034-X-30.15-ES-200228	BH07034-X-4.00-ES-200128	BH07034-X-44.11-ES-200228	BH07034-X-5.00-ES-200128	
		Location Code	BH07034	BH07034	BH07034	BH07034	BH07034	BH07034	BH07034	BH07034	BH07034	
		Sample Depth Range	25	25	29	3	3	30.15	4	44.11	5	
		Sample Date	07/02/2020	07/02/2020	12/02/2020	27/01/2020	27/01/2020	26/02/2020	28/01/2020	28/02/2020	28/01/2020	
		Matrix Description	LQM S4UL Public Open Space (POS) Residential - 1% SOM									
		C4SL Public Open Space (POS) Residential										
Chem Group	ChemName	output unit	EQL									
	o-BHC (Lindane)	mg/kg	0.001	-	-	-	-	-	-	-	-	
	Heptachlor	mg/kg	0.003	-	-	-	-	-	-	-	-	
	Isodrin	mg/kg	0.002	-	-	-	-	-	-	-	-	
	Isoproturon	mg/kg	-	-	-	-	-	-	-	-	-	
	Linuron	mg/kg	-	-	-	-	-	-	-	-	-	
	Malathion	mg/kg	0.002	-	-	-	-	-	-	-	-	
	2-Methyl-4-chlorobenzoic acid	mg/kg	-	-	-	-	-	-	-	-	-	
	2-Methyl-4-Chlorophenoxy Butanoic Acid	mg/kg	-	-	-	-	-	-	-	-	-	
	Mecoprop	mg/kg	-	-	-	-	-	-	-	-	-	
	Methoxychlor	mg/kg	0.005	-	-	-	-	-	-	-	-	
	Methyl carathion	mg/kg	0.01	-	-	-	-	-	-	-	-	
	Mevinphos (Phosdrin)	mg/kg	0.002	-	-	-	-	-	-	-	-	
	o,p-DDD	mg/kg	0.005	-	-	-	-	-	-	-	-	
	o,p'-DDE	mg/kg	0.002	-	-	-	-	-	-	-	-	
	o,p'-Methoxychlor	mg/kg	0.05	-	-	-	-	-	-	-	-	
	Parathion	mg/kg	0.005	-	-	-	-	-	-	-	-	
	Pendimethalin	mg/kg	0.01	-	-	-	-	-	-	-	-	
	Permethrin	mg/kg	0.05	-	-	-	-	-	-	-	-	
	Permethrin II	mg/kg	0.003	-	-	-	-	-	-	-	-	
	Phorate	mg/kg	0.01	-	-	-	-	-	-	-	-	
	Priniphos-methyl	mg/kg	0.002	-	-	-	-	-	-	-	-	
	Priniphos-ethyl	mg/kg	0.002	-	-	-	-	-	-	-	-	
	Prometon	mg/kg	0.05	-	-	-	-	-	-	-	-	
	Prometryn	mg/kg	0.05	-	-	-	-	-	-	-	-	
	Pronamide	mg/kg	0.002	-	-	-	-	-	-	-	-	
	Propazine	mg/kg	0.05	-	-	-	-	-	-	-	-	
	Propiconazole	mg/kg	-	-	-	-	-	-	-	-	-	
	Propoxycarbazono-sodium	mg/kg	-	-	-	-	-	-	-	-	-	
	Simazine	mg/kg	0.05	-	-	-	-	-	-	-	-	
	Terbutryn	mg/kg	0.05	-	-	-	-	-	-	-	-	
	Terbutylazine	mg/kg	0.05	-	-	-	-	-	-	-	-	
	Phosalone	mg/kg	0.005	-	-	-	-	-	-	-	-	
	Phosphamidon	mg/kg	0.005	-	-	-	-	-	-	-	-	
	Triadimefon	mg/kg	0.002	-	-	-	-	-	-	-	-	
	Triallate	mg/kg	0.002	-	-	-	-	-	-	-	-	
	Triclopyr	mg/kg	0.1	-	-	-	-	-	-	-	-	
	Tricosan	mg/kg	-	-	-	-	-	-	-	-	-	
	Trifluralin	mg/kg	0.01	-	-	-	-	-	-	-	-	
	Tebuconazole	mg/kg	-	-	-	-	-	-	-	-	-	
	Telodrin	mg/kg	0.05	-	-	-	-	-	-	-	-	
	Triazophos	mg/kg	0.003	-	-	-	-	-	-	-	-	
SVOC TIC	SVOC TICs - Detect	Detect	-	-	-	-	-	-	-	-	-	
	Anthraquinone 9,10-	mg/kg	-	-	-	-	-	-	-	-	-	
	SVOC Tentatively Identified Compounds	mg/kg	0.1	-	-	-	-	-	-	-	-	
	Aniline	mg/kg	0.3	-	-	-	-	-	-	-	-	
VOC TIC	VOC TICs - Detect	Detect	-	-	-	-	-	-	-	-	-	
	VOC Tentatively Identified Compounds	mg/kg	0.05	-	-	-	-	-	-	-	-	
	Freon 113	mg/kg	0.005	-	-	-	-	-	-	-	-	
Other	Temperature	°C	-	-	-	-	-	-	-	-	-	
	Conductivity @ 20°C	µS/cm	14	-	-	-	-	-	-	-	-	
	% Stones <4mm	%	89.8	85.6	0	0	0	3.9	72.3	0	66.6	
	Fraction of non-crushable material	%	0	0	0	0	0	0	0	0	0	
	Moisture Content (dried @35°C)	%	-	-	-	-	-	-	-	-	-	
	Moisture Content 105C	%	0.1	2.1	3.4	21.1	21.6	22.4	18.8	21.2	39.7	
	pH (Lab)	pH Units	1	8.7	9.1	8.6	9.3	9.2	8.6	9	7.3	
	Stone Content	%	0.1	30.9	32.1	4.9	5.3	4.4	0	17.4	0	
	Total Organic Carbon	%	0.02	0.1	0.12	0.32	0.7	1.06	0.34	2.41	0.22	

**Env Stds Comments**  
 #1:GAC is only presented as speciated chromium. 7.7mg/kg is used for hexavalent. If hexavalent chromium (CVI) data is available, a value of 1,500mg/kg r  
 #2:C4SL for lead adopted  
 #3:GAC only presented as speciated mercury. 16mg/kg is used for elemental mercury. If the CSM indicates that elemental mercury is not a CoC and mercury  
 #4:Updated S4UL for nickel  
 #5:S4UL exceeds solubility saturation limit  
 #6:Criteria derived for Al<sup>3</sup>-C16-C35 split between Al<sup>3</sup>-C16-21 & Al<sup>3</sup>-C21-35. Requires summation of fractions to use Al<sup>3</sup>-C16-C35 criteria.  
 #7:Criteria presented is for p-xylene. A separate value is presented for o-xylene.  
 #8:S4UL based on a threshold protective of direct skin contact with phenol

**Legend**

38.2	Results exceeds GAC.
<50	Results MDL is greater than GAC.
NAD	No asbestos detected.
-	Determinand has not been tested for.

**Notes**  
 A range is given where a determinand has been analysed for by more than one method.



		Field ID	BH07034-X-6-00-ES-200128	BH07034-X-7-00-ES-200129	BH07034-X-7-00-ES-200129	BH07034-X-8-00-ES-200129	BH07034-X-8-00-ES-200129	BH07034-X-9-00-ES-200129	BH07038-X-0-05-ES-200114	BH07038-X-1-00-ES-200114	BH07038-X-2-00-ES-200115	BH07038-X-25-80-ES-200121
		Location Code	BH07034	BH07034	BH07034	BH07034	BH07034	BH07034	BH07038	BH07038	BH07038	BH07038
		Sample Depth Range	6	7	7	8	9	9	0.05	1	2	25.8
		Matrix Description										
		Sampled Date Time	28/01/2020	29/01/2020	29/01/2020	29/01/2020	29/01/2020	29/01/2020	14/01/2020	14/01/2020	15/01/2020	21/01/2020
		C4SL Public Open Space (POS) Residential	LQM S4UL Public Open Space (POS) Residential - 1% SOM									
Chem Group	ChemName	output unit	EQ1									
Anthrax	Detection of Anthrax (Bacillus Anthracis)		0	-	-	-	-	-	-	-	-	-
Metals	Antimony	mg/kg	0.1	6.6 - 19.2	-	-	-	-	-	-	-	0.3
	Arsenic	mg/kg	0.3	79	79	15.8	17.6	20.7	12.9	8.8	9.5	4.6 - 4.8
	Boron	mg/kg	0.51	21000	21000	7.4	7	9	6.6	3	4.1	1.5 - 2
	Cadmium	mg/kg	0.02	220	120	0.7 - 1.96	<0.1	<0.1	<0.1	0.36	0.35	0.24 - 0.26
	Chromium (hexavalent)	mg/kg	0.1	21	7.7	<0.1	<0.1	<0.1	<0.1	<0.1	<0.1	<0.1
	Chromium	mg/kg	0.5	21	21	257.5 - 575	56.2	58.2	59.3	36.4	33.3	36
	Cobalt	mg/kg	0.1									27.5
	Cooper	mg/kg	0.5	12000	12000	28.5	27.3	32.3	18.6	29.8	29.5	21.1 - 23.3
	Lead	mg/kg	0.5	630	630	710.9 - 1103	42.4	44.7	49.1	23.2	16.3	10.3 - 13.6
	Mercury	mg/kg	0.1			<0.1	<0.1	<0.1	<0.1	<0.1	<0.1	<0.1
	Molybdenum	mg/kg	0.1			5.5 - 7.9	-	-	-	-	-	<0.2
	Nickel	mg/kg	0.2			45.3 - 79.4	39.4	31.2	38.1	24.9	33.7	21.8 - 24.3
	Selenium	mg/kg	0.5	1100	1100	<0.5	<0.5	<0.5	<0.5	<0.5	<0.5	<0.5
	Vanadium	mg/kg	0.2	2000	2000	34.7 - 62	-	-	-	-	-	27.5 - 30.8
	Zinc	mg/kg	1.9	81000	81000	404.6 - 747.1	115.1	149.8	133.8	75.3	78.8	88.9
Asbestos	Anthophyllite	Detect		-	-	-	-	-	-	-	-	-
	Asbestos Containing Material	Detect		-	-	-	-	-	-	-	-	-
	Asbestos Analysis Comments			-	-	-	-	-	-	-	-	-
	Asbestos PCOM Quantification	%	0.001	-	-	-	-	-	-	-	-	-
	Asbestos Quantification Total	%	0.001	-	-	-	-	-	-	-	-	-
	Asbestos: Actinolite	Detect		-	-	-	-	-	-	-	-	-
	Additional Asbestos Components (Using TM048)	Comment		-	-	-	-	-	-	-	-	-
	Crocidolite Asbestos	Detect		-	-	-	-	-	-	-	-	-
	Asbestos Gravimetric Quantification	%	0.001	-	-	-	-	-	-	-	-	-
	Asbestos ID (Stage 1)	Detect		NAD	NAD	NAD	NAD	NAD	NAD	NAD	NAD	NAD
	Chrysotile Asbestos	Detect		-	-	-	-	-	-	-	-	-
	Amosite Asbestos	Detect		-	-	-	-	-	-	-	-	-
	Non-Asbestos Fibre	Detect		-	-	-	-	-	-	-	-	-
	Tremolite	Detect		-	-	-	-	-	-	-	-	-
Inorganics	Ammoniacal Nitrogen as N	mg/kg	12	-	-	-	-	-	-	-	-	-
	Cyanide (Free)	mg/kg	0.5	<0.5 - 0.8	<0.5	<0.5	<0.5	<0.5	<0.5	<0.5	<0.5	<0.5
	Cyanide Total	mg/kg	0.5	2.1	<0.5	<0.5	<0.5	<0.5	<0.5	<0.5	<0.5	<0.5
	Cyanides-complex	mg/kg	1	-	-	-	-	-	-	-	-	-
	Phosphorus	mg/kg	4	-	-	-	-	-	-	-	-	-
PAH	Coronene	mg/kg	0.3	-	-	-	-	-	-	-	-	-
	Naphthalene	mg/kg	0.005	4900	<0.08	<0.08	<0.08	<0.08	<0.08	<0.08	<0.08	<0.08
	Acenaphthene	mg/kg	0.008	15000	<0.08	<0.08	<0.08	<0.08	<0.08	<0.08	<0.08	<0.08
	Acenaphthylene	mg/kg	0.012	15000	<0.08	<0.08	<0.08	<0.08	<0.08	<0.08	<0.08	<0.08
	Fluoranthene	mg/kg	0.017	3100	1.09 - 1.35	<0.08	<0.08	<0.08	<0.08	<0.08	<0.08	<0.08
	Anthracene	mg/kg	0.016	74000	0.16 - 0.29	<0.08	<0.08	<0.08	<0.08	<0.08	<0.08	<0.08
	Phenanthrene	mg/kg	0.015	3100	0.46 - 0.85	<0.08	<0.08	<0.08	<0.08	<0.08	<0.08	<0.08
	Fluorene	mg/kg	0.01	9900	<0.08 - 0.08	<0.08	<0.08	<0.08	<0.08	<0.08	<0.08	<0.08
	Chrysene	mg/kg	0.01	57	0.52 - 0.79	<0.08	<0.08	<0.08	<0.08	<0.08	<0.08	<0.08
	Pyrene	mg/kg	0.015	7400	0.93 - 1.29	<0.08	<0.08	<0.08	<0.08	<0.08	<0.08	<0.08
	Benzofluoranthene	mg/kg	0.014	29	0.54 - 0.68	<0.08	<0.08	<0.08	<0.08	<0.08	<0.08	<0.08
	Benzob[fluoranthene	mg/kg	0.015	7.1	0.68 - 0.84	<0.08	<0.08	<0.08	<0.08	<0.08	<0.08	<0.08
	Benzok[fluoranthene	mg/kg	0.014	190	0.29 - 0.39	<0.08	<0.08	<0.08	<0.08	<0.08	<0.08	<0.08
	Benzofluorene	mg/kg	0.015	5.7	0.54 - 0.68	<0.08	<0.08	<0.08	<0.08	<0.08	<0.08	<0.08
	Dibenz[a,h]anthracene	mg/kg	0.023	0.57	<0.08 - 0.16	<0.08	<0.08	<0.08	<0.08	<0.08	<0.08	<0.08
	Benzofluorene	mg/kg	0.024	640	0.35 - 0.61	<0.08	<0.08	<0.08	<0.08	<0.08	<0.08	<0.08
	Indeno[1,2,3-c,d]pyrene	mg/kg	0.018	82	0.36 - 0.42	<0.08	<0.08	<0.08	<0.08	<0.08	<0.08	<0.08
	PAH 16 Total	mg/kg	0.118		<6.32	<1.28	<1.28	<1.28	<1.28	<1.28	<1.28	<1.28
TPH CWG	>C6-C8 Aliphatics	mg/kg	0.01	600000	<0.2	-	-	-	-	-	-	<0.2
	>C6-C7 Aliphatics	mg/kg	0.2	600000	<0.2	-	-	-	-	-	-	<0.2
	>C6-C8 Aliphatics	mg/kg	0.01	600000	<0.2	-	-	-	-	-	-	<0.2
	>C10-C44 Aliphatics	mg/kg	5		-	-	-	-	-	-	-	-
	>C7-C8 Aliphatics	mg/kg	0.2		<0.2	-	-	-	-	-	-	<0.2
	>C10-C44 Aliphatics/Aromatics	mg/kg	10		-	-	-	-	-	-	-	-
	>C8-C10 Aliphatics	mg/kg	0.01	13000	<0.2	-	-	-	-	-	-	<0.2
	>C10-C12 Aliphatics	mg/kg	0.01	13000	<4	-	-	-	-	-	-	<4
	>C12-C16 Aliphatics	mg/kg	0.1	13000	<4 - 7.27	-	-	-	-	-	-	<4
	>C16-C21 Aliphatics	mg/kg	0.1	125000	13.2 - 21.3	-	-	-	-	-	-	<4
	>C21-C35 Aliphatics	mg/kg	0.1	125000	89.3 - 120	-	-	-	-	-	-	<8.76 - 13.6
	>C35-C44 Aliphatics	mg/kg	0.1	250000	-	-	-	-	-	-	-	-
	>C5-C10 Aliphatics	mg/kg	0.05		-	-	-	-	-	-	-	-
	>C8-C40 Aliphatics	mg/kg	20		110 - 171	-	-	-	-	-	-	<20
	Total Aliphatics >C12-C44	mg/kg	0.1		-	-	-	-	-	-	-	-
	>EC5-EC10 Aromatics	mg/kg	0.05		-	-	-	-	-	-	-	-
	>EC5-EC7 Aromatics	mg/kg	0.01	56000	<0.01	-	-	-	-	-	-	<0.2
	>EC6-EC7 Aromatics	mg/kg	0.01		-	-	-	-	-	-	-	-
	>EC7-EC8 Aromatics	mg/kg	0.01	56000	<0.01	-	-	-	-	-	-	<0.2
	>EC8-EC10 Aromatics	mg/kg	0.01	5000	<4	-	-	-	-	-	-	<4
	>EC10-EC12 Aromatics	mg/kg	0.01	5000	<4	-	-	-	-	-	-	<4
	>EC8-EC40 Aromatics	mg/kg	20		127 - 164	-	-	-	-	-	-	21.3 - 34.2
	>EC10-EC44 Aromatics	mg/kg	5		-	-	-	-	-	-	-	-
	>EC12-EC16 Aromatics	mg/kg	0.1	5100	<4	-	-	-	-	-	-	<4
	>EC16-EC21 Aromatics	mg/kg	0.1	3800	7.61 - 13.6	-	-	-	-	-	-	<4
	>EC21-EC35 Aromatics	mg/kg	0.1	3800	97.5 - 120	-	-	-	-	-	-	16 - 28.1
	>EC35-EC44 Aromatics	mg/kg	0.1	3800	-	-	-	-	-	-	-	-
	>EC40-EC44 Aromatics	mg/kg	0.1		-	-	-	-	-	-	-	-
	>EC12-EC44 Aromatics	mg/kg	0.1		-	-	-	-	-	-	-	-
	TPH Aliphatics & Aromatics >C5-44	mg/kg	0.1		-	-	-	-	-	-	-	-

		Field ID	BH07034-X-6.00-ES-200128	BH07034-X-7.00-ES-200129	BH07034-X-7.00-ES-200129	BH07034-X-8.00-ES-200129	BH07034-X-9.00-ES-200129	BH07038-X-0.05-ES-200114	BH07038-X-1.00-ES-200114	BH07038-X-2.00-ES-200115	BH07038-X-25.80-ES-200121	
		Location Code	BH07034	BH07034	BH07034	BH07034	BH07034	BH07038	BH07038	BH07038	BH07038	
		Sample Depth	6	7	7	8	9	0.05	1	2	25.8	
		Range										
		Sampled Date	28/01/2020	29/01/2020	29/01/2020	29/01/2020	29/01/2020	14/01/2020	14/01/2020	15/01/2020	21/01/2020	
		Matrix Description	LQM S4UL Public Open Space (POS) Residential - 1% SOM									
		C4SL Public Open Space (POS) Residential										
Chem Group	ChemName	output unit	EQ1									
TPH	>C6-C8	mg/kg	0.02	<0.2	-	-	-	-	-	-	<0.2	-
	>C6-C7	mg/kg	0.02	<0.2	-	-	-	-	-	-	<0.2	-
	>C7-C8	mg/kg	0.02	<0.2	-	-	-	-	-	-	<0.2	-
	>C6-C9	mg/kg	0.2	<0.2	<0.2	<0.2	<0.2	<0.2	<0.2	<0.2	<0.2	<0.2
	>C8-C10	mg/kg	0.02	<0.2	<0.2	<0.2	<0.2	<0.2	<0.2	<0.2	<0.2	<0.2
	>C10-C12	mg/kg	0.02	-	<0.2	<0.2	<0.2	<0.2	<0.2	<0.2	<0.2	<0.2
	>C12-C16	mg/kg	2	-	<0.2	<0.2	<0.2	<0.2	<0.2	<0.2	<0.2	<0.2
	>C16-C21	mg/kg	2	-	4.12	3.46	4.85	4.07	5.13	2.84	-	<0.2
	>C21-C28	mg/kg	35	-	-	-	-	-	-	-	-	<0.2
	>C21-C35	mg/kg	4.38	-	31.9	19.7	22.4	155	<4.38	<4.38	-	11.7
	>C28-C35	mg/kg	35	-	-	-	-	-	-	-	-	-
	>C31-C40	mg/kg	10	-	-	-	-	-	-	-	-	-
	>C35-C40	mg/kg	35	-	35.8	23.1	26.5	168	<10	<10	-	13.8
	GRO >C5-10	mg/kg	0.02	-	-	-	-	-	-	-	-	-
	TPH >C8-C40	mg/kg	10	-	<41.7	<28.2	<33.7	<173	<11.5	<10.2	-	<16.9
	EPH >C5-40	mg/kg	35	-	-	-	-	-	-	-	-	-
	EPH >C10-40	mg/kg	35	-	-	-	-	-	-	-	-	-
	GRO	mg/kg	0.2	<0.2	-	-	-	-	-	-	-	<0.2
	GRO >C5-12	mg/kg	0.1	-	-	-	-	-	-	-	-	-
	TPH by GC/ED (AR)	mg/kg	10	-	41.6	28.1	33.6	174	12.1	10.1	-	16.7
BTEX and MTBE	Benzene	mg/kg	0.001	140	72	<0.01 - 0.002	-	-	-	-	<0.001	-
	Toluene	mg/kg	0.005	-	56000	<0.005	-	-	-	-	<0.005	-
	Ethylbenzene	mg/kg	0.002	-	24000	<0.01	-	-	-	-	<0.01	-
	Xylene (m & o)	mg/kg	0.004	-	41000	<0.004	-	-	-	-	<0.004	-
	Xylene (o)	mg/kg	0.002	-	41000	<0.002	-	-	-	-	<0.002	-
	Xylene Total	mg/kg	0.02	-	-	<0.03	-	-	-	-	<0.03	-
	MTBE	mg/kg	0.001	-	-	-	-	-	-	-	-	-
	Total BTEX	mg/kg	0.04	-	-	-	-	-	-	-	-	-
VOC	Styrene	mg/kg	0.001	-	-	-	-	-	-	-	-	
	cis-1,3-dichloroethene	mg/kg	0.001	-	-	-	-	-	-	-	-	
	trans-1,3-dichloroethene	mg/kg	0.001	-	-	-	-	-	-	-	-	
	1,1,1,2-tetrachloroethane	mg/kg	0.001	1400	-	-	-	-	-	-	-	
	1,1,1-trichloroethane	mg/kg	0.001	140000	-	-	-	-	-	-	-	
	1,1,2,2-tetrachloroethane	mg/kg	0.001	1400	-	-	-	-	-	-	-	
	1,1,2-trichloroethane	mg/kg	0.001	-	-	-	-	-	-	-	-	
	1,1-dichloroethane	mg/kg	0.001	-	-	-	-	-	-	-	-	
	1,1-dichloroethene	mg/kg	0.001	-	-	-	-	-	-	-	-	
	1,1-dichloroethene	mg/kg	0.001	-	-	-	-	-	-	-	-	
	1,2-dichloroethane	mg/kg	0.001	-	-	-	-	-	-	-	-	
	1,2-dichloroethene	mg/kg	0.001	-	-	-	-	-	-	-	-	
	1,2-dibromo-3-chloropropane	mg/kg	0.001	-	-	-	-	-	-	-	-	
	1,2-dibromoethane	mg/kg	0.001	-	-	-	-	-	-	-	-	
	1,2-dichloroethane	mg/kg	0.001	29	-	-	-	-	-	-	-	
	1,2-dichloroethene	mg/kg	0.001	-	-	-	-	-	-	-	-	
	1,3,5-trimethylbenzene	mg/kg	0.001	-	-	-	-	-	-	-	-	
	1,3-dichloropropane	mg/kg	0.001	-	-	-	-	-	-	-	-	
	2,2-dichloropropane	mg/kg	0.001	-	-	-	-	-	-	-	-	
	2-chlorotoluene	mg/kg	0.001	-	-	-	-	-	-	-	-	
	4-chlorotoluene	mg/kg	0.001	-	-	-	-	-	-	-	-	
	Bromobenzene	mg/kg	0.001	-	-	-	-	-	-	-	-	
	Bromochloromethane	mg/kg	0.001	-	-	-	-	-	-	-	-	
	Bromodichloromethane	mg/kg	0.001	-	-	-	-	-	-	-	-	
	Bromoform	mg/kg	0.001	-	-	-	-	-	-	-	-	
	Bromomethane	mg/kg	0.001	-	-	-	-	-	-	-	-	
	Carbon disulfide	mg/kg	0.007	11000	-	-	-	-	-	-	-	
	Carbon tetrachloride	mg/kg	0.001	890	-	-	-	-	-	-	-	
	Chlorobromomethane	mg/kg	0.001	-	-	-	-	-	-	-	-	
	Chloroethane	mg/kg	0.002	-	-	-	-	-	-	-	-	
	Chloroform	mg/kg	0.001	2500	-	-	-	-	-	-	-	
	Chloromethane	mg/kg	0.003	-	-	-	-	-	-	-	-	
	cis-1,2-dichloroethene	mg/kg	0.005	-	-	-	-	-	-	-	-	
	Dibromomethane	mg/kg	0.001	-	-	-	-	-	-	-	-	
	Dichlorodifluoromethane	mg/kg	0.001	-	-	-	-	-	-	-	-	
	Dichloromethane	mg/kg	0.01	-	-	-	-	-	-	-	-	
	Isopropylbenzene	mg/kg	0.001	-	-	-	-	-	-	-	-	
	n-butylbenzene	mg/kg	0.001	-	-	-	-	-	-	-	-	
	n-propylbenzene	mg/kg	0.001	-	-	-	-	-	-	-	-	
	p-isocrotyltoluene	mg/kg	0.001	-	-	-	-	-	-	-	-	
	sec-butylbenzene	mg/kg	0.001	-	-	-	-	-	-	-	-	
	Trichloroethene	mg/kg	0.001	120	-	-	-	-	-	-	-	
	tert-butylbenzene	mg/kg	0.001	-	-	-	-	-	-	-	-	
	Tetrachloroethene	mg/kg	0.003	1400	-	-	-	-	-	-	-	
	trans-1,2-dichloroethene	mg/kg	0.001	-	-	-	-	-	-	-	-	
Trichlorofluoromethane	mg/kg	0.001	-	-	-	-	-	-	-	-		
Vinyl chloride	mg/kg	0.001	3.5	-	-	-	-	-	-	-		
tert-Amyl methyl ether	mg/kg	0.01	-	-	-	-	-	-	-	-		
1,2,3-trichlorobenzene	mg/kg	0.001	1800	-	-	-	-	-	-	-		
1,2,4-trichlorobenzene	mg/kg	0.003	15000	-	-	-	-	-	-	-		
1,2-dichlorobenzene	mg/kg	0.001	90000	-	-	-	-	-	-	-		
1,3,5-Trichlorobenzene	mg/kg	0.001	1700	-	-	-	-	-	-	-		
1,3-dichlorobenzene	mg/kg	0.001	300	-	-	-	-	-	-	-		
1,4-dichlorobenzene	mg/kg	0.001	17000	-	-	-	-	-	-	-		
Chlorobenzene	mg/kg	0.001	11000	-	-	-	-	-	-	-		
Hexachlorobutadiene	mg/kg	0.002	25	-	-	-	-	-	-	-		

		Field ID	BH07034-X-6.00-ES-200128	BH07034-X-7.00-ES-200129	BH07034-X-7.00-ES-200129	BH07034-X-8.00-ES-200129	BH07034-X-9.00-ES-200129	BH07038-X-0.05-ES-200114	BH07038-X-1.00-ES-200114	BH07038-X-2.00-ES-200115	BH07038-X-25.80-ES-200121	
		Location Code	BH07034	BH07034	BH07034	BH07034	BH07034	BH07038	BH07038	BH07038	BH07038	
		Sample Depth	6	7	7	8	9	0.05	1	2	25.8	
		Range										
		Sampled Date	28/01/2020	29/01/2020	29/01/2020	29/01/2020	29/01/2020	14/01/2020	14/01/2020	15/01/2020	21/01/2020	
		Matrix Description	LQM S4UL Public Open Space (POS) Residential - 1% SOM									
		C4SL Public Open Space (POS) Residential										
Chem Group	ChemName	output unit	EQL									
SVOC	Benzyl alcohol	mg/kg	0.5	-	-	-	-	-	-	-	-	
	Diphenyl ether	mg/kg	0.1	-	-	-	-	-	-	-	-	
	4-bromophenyl phenyl ether	mg/kg	0.1	-	-	-	-	-	-	-	-	
	4-nitroaniline	mg/kg	0.1	-	-	-	-	-	-	-	-	
	4-nitrophenol	mg/kg	0.1	-	-	-	-	-	-	-	-	
	1,1-Biohexyl	mg/kg	0.1	-	-	-	-	-	-	-	-	
	1,2,3,4-tetrachlorobenzene	mg/kg	0.001	830	-	-	-	-	-	-	-	
	1-Methylnaphthalene	mg/kg	0.1	-	-	-	-	-	-	-	-	
	2,4,5-trichlorophenol	mg/kg	0.1	-	-	-	-	-	-	-	-	
	2,4,6-trichlorophenol	mg/kg	0.1	-	-	-	-	-	-	-	-	
	2,4-dichlorophenol	mg/kg	0.1	-	-	-	-	-	-	-	-	
	2,4-dimethylphenol	mg/kg	0.1	-	-	-	-	-	-	-	-	
	2,4-dinitrophenol	mg/kg	0.5	-	-	-	-	-	-	-	-	
	2,4-dinitrotoluene	mg/kg	0.1	-	-	-	-	-	-	-	-	
	2,6-dinitrotoluene	mg/kg	0.1	-	-	-	-	-	-	-	-	
	2-chloronaphthalene	mg/kg	0.1	-	-	-	-	-	-	-	-	
	2-chlorophenol	mg/kg	0.1	-	-	-	-	-	-	-	-	
	2-methylnaphthalene	mg/kg	0.1	-	-	-	-	-	-	-	-	
	2-methylphenol	mg/kg	0.1	-	-	-	-	-	-	-	-	
	2-nitroaniline	mg/kg	0.1	-	-	-	-	-	-	-	-	
	2-nitrophenol	mg/kg	0.1	-	-	-	-	-	-	-	-	
	3-nitroaniline	mg/kg	0.1	-	-	-	-	-	-	-	-	
	4,6-Dinitro-2-methylphenol	mg/kg	0.2	-	-	-	-	-	-	-	-	
	4-chloro-3-methylphenol	mg/kg	0.1	-	-	-	-	-	-	-	-	
	4-chloroaniline	mg/kg	0.1	-	-	-	-	-	-	-	-	
	4-chlorophenol	mg/kg	0.5	620	-	-	-	-	-	-	-	
	4-chlorophenyl phenyl ether	mg/kg	0.1	-	-	-	-	-	-	-	-	
	4-methylphenol	mg/kg	0.1	-	-	-	-	-	-	-	-	
	Azobenzene	mg/kg	0.1	-	-	-	-	-	-	-	-	
	Benzoic Acid	mg/kg	0.5	-	-	-	-	-	-	-	-	
	Bis(2-chlorophenyl) methane	mg/kg	0.1	-	-	-	-	-	-	-	-	
	Bis(2-chloroethyl) ether	mg/kg	0.1	-	-	-	-	-	-	-	-	
	Bis(2-chloroisopropyl) ether	mg/kg	0.1	-	-	-	-	-	-	-	-	
	Bis(2-ethylhexyl) phthalate	mg/kg	0.1	-	-	-	-	-	-	-	-	
	Butyl benzyl phthalate	mg/kg	0.1	-	-	-	-	-	-	-	-	
	Cabazole	mg/kg	0.1	-	-	-	-	-	-	-	-	
	Dibenzofuran	mg/kg	0.1	-	-	-	-	-	-	-	-	
	Diethylphthalate	mg/kg	0.1	-	-	-	-	-	-	-	-	
	Dimethyl phthalate	mg/kg	0.1	-	-	-	-	-	-	-	-	
	Di-n-butyl phthalate	mg/kg	0.1	-	-	-	-	-	-	-	-	
	Di-n-octyl phthalate	mg/kg	0.1	-	-	-	-	-	-	-	-	
	Hexachlorobenzene	mg/kg	0.002	16	-	-	-	-	-	-	-	
	Hexachlorocyclopentadiene	mg/kg	0.1	-	-	-	-	-	-	-	-	
	Hexachloroethane	mg/kg	0.1	-	-	-	-	-	-	-	-	
	Isophorone	mg/kg	0.1	-	-	-	-	-	-	-	-	
Nitrobenzene	mg/kg	0.1	-	-	-	-	-	-	-	-		
N-nitrosodipropylamine	mg/kg	0.1	-	-	-	-	-	-	-	-		
n-Nitrosodiphenylamine	mg/kg	0.1	-	-	-	-	-	-	-	-		
Pentachlorobenzene	mg/kg	0.001	100	-	-	-	-	-	-	-		
Pentachloronitrobenzene	mg/kg	0.05	-	-	-	-	-	-	-	-		
Pentachlorophenol	mg/kg	0.1	60	-	-	-	-	-	-	-		
PCB	PCB-110	mg/kg	-	-	-	-	-	-	-	-	-	
	PCB-128	mg/kg	-	-	-	-	-	-	-	-	-	
	PCB-141	mg/kg	-	-	-	-	-	-	-	-	-	
	PCB-149	mg/kg	-	-	-	-	-	-	-	-	-	
	PCB-151	mg/kg	-	-	-	-	-	-	-	-	-	
	PCB-158	mg/kg	-	-	-	-	-	-	-	-	-	
	PCB-170	mg/kg	-	-	-	-	-	-	-	-	-	
	PCB-18	mg/kg	-	-	-	-	-	-	-	-	-	
	PCB-183	mg/kg	-	-	-	-	-	-	-	-	-	
	PCB-187	mg/kg	-	-	-	-	-	-	-	-	-	
	PCB-194	mg/kg	-	-	-	-	-	-	-	-	-	
	PCB-31	mg/kg	-	-	-	-	-	-	-	-	-	
	PCB-44	mg/kg	-	-	-	-	-	-	-	-	-	
	PCB-49	mg/kg	-	-	-	-	-	-	-	-	-	
	2,2,4-tetrachloro-1,1-Biphenyl	mg/kg	-	-	-	-	-	-	-	-	-	
	2,3,4,4-tetrachloro-1,1-Biphenyl	mg/kg	-	-	-	-	-	-	-	-	-	
	Heptachlorobiphenyl, 2,3,3,4,4,5,5- (PCB 189)	mg/kg	0.003	<0.005	-	-	-	-	-	-	<0.005	-
	Hexachlorobiphenyl, 2,3,3,4,4,5- (PCB 156)	mg/kg	0.003	<0.005	-	-	-	-	-	-	<0.005	-
	Hexachlorobiphenyl, 2,3,3,4,4,5- (PCB 157)	mg/kg	0.003	<0.005	-	-	-	-	-	-	<0.005	-
	Hexachlorobiphenyl, 2,3,4,4,5,5- (PCB 167)	mg/kg	0.003	<0.005	-	-	-	-	-	-	<0.005	-
	Hexachlorobiphenyl, 3,3,4,4,5,5- (PCB 169)	mg/kg	0.003	<0.005	-	-	-	-	-	-	<0.005	-
	PCB 101	mg/kg	0.003	<0.005	-	-	-	-	-	-	<0.005	-
	PCB 118	mg/kg	0.003	<0.005	-	-	-	-	-	-	<0.005	-
	PCB 138	mg/kg	0.003	<0.005	-	-	-	-	-	-	<0.005	-
	PCB 153	mg/kg	0.003	<0.005	-	-	-	-	-	-	<0.005	-
	PCB 160	mg/kg	0.003	<0.005	-	-	-	-	-	-	<0.005	-
	PCB 26	mg/kg	0.003	<0.005	-	-	-	-	-	-	<0.005	-
	PCB 52	mg/kg	0.003	<0.005	-	-	-	-	-	-	<0.005	-
Pentachlorobiphenyl, 2,3,3,4,4- (PCB 105)	mg/kg	0.003	<0.005	-	-	-	-	-	-	<0.005	-	
Pentachlorobiphenyl, 2,3,3,4,4,5- (PCB 114)	mg/kg	0.003	<0.005	-	-	-	-	-	-	<0.005	-	
Pentachlorobiphenyl, 2,3,4,4,5- (PCB 123)	mg/kg	0.003	<0.005	-	-	-	-	-	-	<0.005	-	
Pentachlorobiphenyl, 3,3,4,4,5- (PCB 126)	mg/kg	0.003	<0.005	-	-	-	-	-	-	<0.005	-	
Tetrachlorobiphenyl, 3,3,4,4- (PCB 77)	mg/kg	0.003	<0.005	-	-	-	-	-	-	<0.005	-	
Tetrachlorobiphenyl, 3,4,4,5- (PCB 81)	mg/kg	0.003	<0.005	-	-	-	-	-	-	<0.005	-	
Total PCB 7 congeners	mg/kg	0.021	-	-	-	-	-	-	-	-	-	
Total PCB WHO 12	mg/kg	0.036	-	-	-	-	-	-	-	-	-	

		Field ID	BH07034-X-6-00-ES-200128	BH07034-X-7-00-ES-200129	BH07034-X-7-00-ES-200129	BH07034-X-8-00-ES-200129	BH07034-X-9-00-ES-200129	BH07038-X-0-05-ES-200114	BH07038-X-1-00-ES-200114	BH07038-X-2-00-ES-200115	BH07038-X-25-80-ES-200121
		Location Code	BH07034	BH07034	BH07034	BH07034	BH07034	BH07038	BH07038	BH07038	BH07038
		Sample Depth Range	6	7	7	8	9	0.05	1	2	25.8
		Sample Date	28/01/2020	29/01/2020	29/01/2020	29/01/2020	29/01/2020	14/01/2020	14/01/2020	15/01/2020	21/01/2020
		Matrix Description	LQM S4UL Public Open Space (POS) Residential - 1% SOM								
		C4SL Public Open Space (POS) Residential									
Chem Group	ChemName	output unit	EQ1								
Phenolics	Xenonols	mg/kg	0.015	-	-	-	-	-	-	-	-
	Phenol Index	mg/kg	0.5	<0.5	<0.5	<0.5	<0.5	<0.5	<0.5	<0.5	<0.5
	3-84-methylphenol	mg/kg	0.1	-	-	-	-	-	-	-	-
	Cresol Total	mg/kg	0.01	-	-	-	-	-	-	-	-
Phenols	Phenol	mg/kg	0.01	-	-	-	-	-	-	-	-
	Phenols Monohydric	mg/kg	0.035	-	-	-	-	-	-	-	-
	Dibutyltin	mg/kg	-	-	-	-	-	-	-	-	-
	Monophenyltin	mg/kg	-	-	-	-	-	-	-	-	-
Organotins	Diphenyltin	mg/kg	-	-	-	-	-	-	-	-	-
	Monobutyltin	mg/kg	-	-	-	-	-	-	-	-	-
	Tetrabutyltin	mg/kg	-	-	-	-	-	-	-	-	-
	Tributyltin	mg/kg	0.001	<0.005	-	-	-	-	-	<0.005	-
Triphenyltin	Triphenyltin	mg/kg	-	-	-	-	-	-	-	-	-
	Ethionhos	mg/kg	0.002	-	-	-	-	-	-	-	-
	Hepatachlor epoxide	mg/kg	0.002	-	-	-	-	-	-	-	-
	Methachlorphos	mg/kg	0.002	-	-	-	-	-	-	-	-
Pesticides	Propetamphos	mg/kg	0.002	-	-	-	-	-	-	-	-
	Simetryn	mg/kg	0.05	-	-	-	-	-	-	-	-
	Sodium Acifluorfen	mg/kg	-	-	-	-	-	-	-	-	-
	Tosazene	mg/kg	0.003	-	-	-	-	-	-	-	-
2,4,5-TP (Silvex)	mg/kg	-	-	-	-	-	-	-	-	-	
Hedonal	mg/kg	-	-	-	-	-	-	-	-	-	
2,4-DDT	mg/kg	0.003	-	-	-	-	-	-	-	-	
2,4-Dichloroac	mg/kg	-	-	-	-	-	-	-	-	-	
4-(2,4-Dichlorophenoxy)butyric Acid (2,4-DB)	mg/kg	-	-	-	-	-	-	-	-	-	
4,4-DDE	mg/kg	0.005	-	-	-	-	-	-	-	-	
4-Chlorophenoxy acetic acid	mg/kg	-	-	-	-	-	-	-	-	-	
a-BHC	mg/kg	0.002	24	-	-	-	-	-	-	-	
Aldrin	mg/kg	0.002	18	-	-	-	-	-	-	-	
Ametryn	mg/kg	0.05	-	-	-	-	-	-	-	-	
Acetyl (hexvill)	mg/kg	-	-	-	-	-	-	-	-	-	
Atraton	mg/kg	0.05	-	-	-	-	-	-	-	-	
Atrazine	mg/kg	0.05	1200	-	-	-	-	-	-	-	
Azinophos methyl	mg/kg	0.005	-	-	-	-	-	-	-	-	
b-BHC	mg/kg	0.002	8.1	-	-	-	-	-	-	-	
Bentazone	mg/kg	0.1	-	-	-	-	-	-	-	-	
Bromoxnill	mg/kg	-	-	-	-	-	-	-	-	-	
Carbofenthoion	mg/kg	0.003	-	-	-	-	-	-	-	-	
chlordan	mg/kg	0.002	-	-	-	-	-	-	-	-	
Chlordane (cis)	mg/kg	0.002	-	-	-	-	-	-	-	-	
Azinphos Ethyl	mg/kg	0.005	-	-	-	-	-	-	-	-	
Chlordane (trans)	mg/kg	0.05	-	-	-	-	-	-	-	-	
Chlorfenvinphos	mg/kg	0.003	-	-	-	-	-	-	-	-	
Chlorotoluron	mg/kg	-	-	-	-	-	-	-	-	-	
Chlorovifos	mg/kg	0.002	-	-	-	-	-	-	-	-	
Chlorpyrifos-methyl	mg/kg	0.002	-	-	-	-	-	-	-	-	
Cyanazine	mg/kg	-	-	-	-	-	-	-	-	-	
d-BHC	mg/kg	0.002	-	-	-	-	-	-	-	-	
DDD	mg/kg	0.005	-	-	-	-	-	-	-	-	
DDT	mg/kg	0.005	-	-	-	-	-	-	-	-	
Chlorothalonil	mg/kg	0.002	-	-	-	-	-	-	-	-	
Diazinon	mg/kg	0.001	-	-	-	-	-	-	-	-	
Dicamba	mg/kg	-	-	-	-	-	-	-	-	-	
Dichlobenil	mg/kg	0.001	-	-	-	-	-	-	-	-	
cis-Permethrin	mg/kg	0.003	-	-	-	-	-	-	-	-	
Dichlorvos	mg/kg	0.002	16	-	-	-	-	-	-	-	
Diclofop	mg/kg	-	-	-	-	-	-	-	-	-	
Dieldrin	mg/kg	0.005	18	-	-	-	-	-	-	-	
Dimethoate	mg/kg	0.003	-	-	-	-	-	-	-	-	
Dinoseb	mg/kg	-	-	-	-	-	-	-	-	-	
Diuron	mg/kg	-	-	-	-	-	-	-	-	-	
Endosulfan I	mg/kg	0.001	1200	-	-	-	-	-	-	-	
Endosulfan II	mg/kg	0.01	-	-	-	-	-	-	-	-	
Endosulfan sulphate	mg/kg	0.005	-	-	-	-	-	-	-	-	
Endrin	mg/kg	0.003	-	-	-	-	-	-	-	-	
Endrin ketone	mg/kg	0.03	-	-	-	-	-	-	-	-	
Ethion	mg/kg	0.003	-	-	-	-	-	-	-	-	
Fenitrothion	mg/kg	0.005	-	-	-	-	-	-	-	-	
Fenithion	mg/kg	0.01	-	-	-	-	-	-	-	-	
Fluroxypyr	mg/kg	0.1	-	-	-	-	-	-	-	-	

		Field ID	BH07034-X-6-00-ES-200128	BH07034-X-7-00-ES-200129	BH07034-X-7-00-ES-200129	BH07034-X-8-00-ES-200129	BH07034-X-8-00-ES-200129	BH07034-X-9-00-ES-200129	BH07038-X-0-05-ES-200114	BH07038-X-1-00-ES-200114	BH07038-X-2-00-ES-200115	BH07038-X-25-80-ES-200121
		Location Code	BH07034	BH07034	BH07034	BH07034	BH07034	BH07034	BH07038	BH07038	BH07038	BH07038
		Sample Depth Range	6	7	7	8	8	9	0.05	1	2	25.8
		Sample Date	28/01/2020	29/01/2020	29/01/2020	29/01/2020	29/01/2020	29/01/2020	14/01/2020	14/01/2020	15/01/2020	21/01/2020
		Matrix Description	LQM S4UL Public Open Space (POS) Residential - 1% SOM									
		C4SL Public Open Space (POS) Residential										
Chem Group	ChemName	output unit	EQL									
	α-BHC (Lindane)	mg/kg	0.001	-	-	-	-	-	-	-	-	-
	Heptachlor	mg/kg	0.003	-	-	-	-	-	-	-	-	-
	Isodrin	mg/kg	0.002	-	-	-	-	-	-	-	-	-
	Isoproturon	mg/kg	-	-	-	-	-	-	-	-	-	-
	Linuron	mg/kg	-	-	-	-	-	-	-	-	-	-
	Malathion	mg/kg	0.002	-	-	-	-	-	-	-	-	-
	2-Methyl-4-chlorophenoxyacetic acid	mg/kg	-	-	-	-	-	-	-	-	-	-
	2-Methyl-4-Chlorophenoxy Butanoic Acid	mg/kg	-	-	-	-	-	-	-	-	-	-
	Mecoprop	mg/kg	-	-	-	-	-	-	-	-	-	-
	Methoxychlor	mg/kg	0.005	-	-	-	-	-	-	-	-	-
	Methyl carathion	mg/kg	0.01	-	-	-	-	-	-	-	-	-
	Mevinphos (Phosdrin)	mg/kg	0.002	-	-	-	-	-	-	-	-	-
	o,p-DDD	mg/kg	0.005	-	-	-	-	-	-	-	-	-
	o,p'-DDE	mg/kg	0.002	-	-	-	-	-	-	-	-	-
	o,p'-Methoxychlor	mg/kg	0.05	-	-	-	-	-	-	-	-	-
	Parathion	mg/kg	0.005	-	-	-	-	-	-	-	-	-
	Pendimethalin	mg/kg	0.01	-	-	-	-	-	-	-	-	-
	Permethrin	mg/kg	0.05	-	-	-	-	-	-	-	-	-
	Permethrin II	mg/kg	0.003	-	-	-	-	-	-	-	-	-
	Phorate	mg/kg	0.01	-	-	-	-	-	-	-	-	-
	Priniphos-methyl	mg/kg	0.002	-	-	-	-	-	-	-	-	-
	Priniphos-ethyl	mg/kg	0.002	-	-	-	-	-	-	-	-	-
	Prometon	mg/kg	0.05	-	-	-	-	-	-	-	-	-
	Prometryn	mg/kg	0.05	-	-	-	-	-	-	-	-	-
	Pronamide	mg/kg	0.002	-	-	-	-	-	-	-	-	-
	Propazine	mg/kg	0.05	-	-	-	-	-	-	-	-	-
	Propiconazole	mg/kg	-	-	-	-	-	-	-	-	-	-
	Propoxycarbazone-sodium	mg/kg	-	-	-	-	-	-	-	-	-	-
	Simazine	mg/kg	0.05	-	-	-	-	-	-	-	-	-
	Terbutryn	mg/kg	0.05	-	-	-	-	-	-	-	-	-
	Terbutylazine	mg/kg	0.05	-	-	-	-	-	-	-	-	-
	Phoxalone	mg/kg	0.005	-	-	-	-	-	-	-	-	-
	Phosphamidon	mg/kg	0.005	-	-	-	-	-	-	-	-	-
	Triadimefon	mg/kg	0.002	-	-	-	-	-	-	-	-	-
	Triallate	mg/kg	0.002	-	-	-	-	-	-	-	-	-
	Triclopyr	mg/kg	0.1	-	-	-	-	-	-	-	-	-
	Tricosan	mg/kg	-	-	-	-	-	-	-	-	-	-
	Trifluralin	mg/kg	0.01	-	-	-	-	-	-	-	-	-
	Tebuconazole	mg/kg	-	-	-	-	-	-	-	-	-	-
	Telodrin	mg/kg	0.05	-	-	-	-	-	-	-	-	-
	Triazophos	mg/kg	0.003	-	-	-	-	-	-	-	-	-
SVOC TIC	SVOC TICs - Detect	Detect	-	-	-	-	-	-	-	-	-	-
	Anthracene 9-10	mg/kg	-	-	-	-	-	-	-	-	-	-
	SVOC Tentatively Identified Compounds	mg/kg	0.1	-	-	-	-	-	-	-	-	-
	Aniline	mg/kg	0.3	-	-	-	-	-	-	-	-	-
VOC TIC	VOC TICs - Detect	Detect	-	-	-	-	-	-	-	-	-	-
	VOC Tentatively Identified Compounds	mg/kg	0.05	-	-	-	-	-	-	-	-	-
	Freon 113	mg/kg	0.005	-	-	-	-	-	-	-	-	-
Other	Temperature	°C	-	-	-	-	-	-	-	-	-	-
	Conductivity @ 20°C	µS/cm	14	-	-	-	-	-	-	-	-	-
	% Stones <4mm	%	-	48.8 - 64.8	47.8	32.1	43	55.6	0	0	0	100
	Fraction of non-crushable material	%	-	0	0	0	0	0	0	0	0	0
	Moisture Content (dried @35°C)	%	-	-	-	-	-	-	-	-	-	-
	Moisture Content 105C	%	0.1	36.4 - 44.5	44.8	45.5	46.1	40.8	26.3	30.1	23.1 - 27.5	7.7
	pH (Lab)	pH Units	1	7.2 - 7.4	7.9	8	8	8.4	8.3	8.5	8.1 - 8.4	8
	Stone Content	%	0.1	5.3 - 23.8	0	0	0	0	5.6	3.8	6.3 - 13	38.3
	Total Organic Carbon	%	0.02	9.9 - 25	1.63	1.78	2.26	1.56	0.52	0.48	0.39 - 0.4	0.16

**Env Stds Comments**  
 #1:GAC is only presented as speciated chromium. 7.7mg/kg is used for hexavalent. If hexavalent chromium (CVI) data is available, a value of 1,500mg/kg r  
 #2:C4SL for lead adopted  
 #3:GAC only presented as speciated mercury. 16mg/kg is used for elemental mercury. If the CSM indicates that elemental mercury is not a CoC and mercury  
 #4:Updated S4UL for nickel  
 #5:S4UL exceeds solubility saturation limit  
 #6:Criteria derived for Al<sup>3</sup>-C16-C35 split between Al<sup>3</sup>-C16-21 & Al<sup>3</sup>-C21-35. Requires summation of fractions to use Al<sup>3</sup>-C16-C35 criteria.  
 #7:Criteria presented is for p-xylene. A separate value is presented for o-xylene.  
 #8:S4UL based on a threshold protective of direct skin contact with phenyl

**Legend**

38.2	Results exceeds GAC.
<50	Results MDL is greater than GAC.
NAD	No asbestos detected.
-	Determinand has not been tested for.

**Notes**  
 A range is given where a determinand has been analysed for by more than one method.

Chem Group	ChemName	output unit	EQL	C4SL Public Open Space (POS) Residential	LQM S4UL Public Open Space (POS) Residential - 1% SOM	Matrix Description																	
						Sample Date Time		22/01/2020		15/01/2020		27/01/2020		15/01/2020		30/01/2020		15/01/2020		15/01/2020		15/01/2020	
						Field ID	Location Code	Sample Depth	Range	BH07038-X-29.00-ES-200122	BH07038-X-3.00-ES-200115	BH07038-X-31.80-ES-200127	BH07038-X-4.00-ES-200115	BH07038-X-4.50-ACM-200115	BH07038-X-44.09-ES-200130	BH07038-X-5.00-ES-200115	BH07038-X-6.00-ES-200115	BH07038-X-7.00-ES-200115					
Anthrax	Detection of Anthrax (Bacillus Anthracis)	Not isolated	-	-	-	-	-	-	-	-	-	-	-	-	-	-	-	-	-	-			
Metals	Antimony	mg/kg	0.1	-	-	-	-	-	-	-	-	-	-	-	-	-	-	-	-	-			
	Arsenic	mg/kg	0.3	79	79	0.6	4.2	0.8	6.8	-	-	-	-	-	20.7	10.3	-	-	-	-			
	Boron	mg/kg	0.5	21000	21000	1.3	1.3	1	2.4	-	-	-	-	0.9	25.2	25	-	-	-	14.5			
	Cadmium	mg/kg	0.02	220	120	0.2	0.16	0.23	0.35	-	-	-	-	0.36	2.37	2.74	-	-	-	0.55			
	Chromium (hexavalent)	mg/kg	0.1	21	7.7	<0.1	<0.1	<0.1	<0.1	-	-	-	-	<0.1	<0.1	<0.1	-	-	-	<0.1			
	Chromium	mg/kg	0.5	21	21	3.4	14.4	2.6	18.4	-	-	-	-	2.7	77.5	68.6	-	-	-	43.5			
	Cobalt	mg/kg	0.1	-	-	-	-	-	-	-	-	-	-	-	-	-	-	-	-	-			
	Copper	mg/kg	0.5	-	12000	4.5	10.6	3.8	30	-	-	-	-	26.4	254.2	30	-	-	-	242.8			
	Lead	mg/kg	0.5	630	630	3.1	7.2	1.9	132.9	-	-	-	-	29.6	803	463.8	-	-	-	135.1			
	Mercury	mg/kg	0.1	-	3	<0.1	<0.1	<0.1	0.14	-	-	-	-	<0.1	2.27	4.29	-	-	-	0.84			
	Molybdenum	mg/kg	0.1	-	-	-	-	-	0.6	-	-	-	-	-	4.7	3.3	-	-	-	1.4			
	Nickel	mg/kg	0.2	-	23000	4.6	12.5	3.5	16.4	-	-	-	-	6.2	50	43.8	-	-	-	33.2			
	Selenium	mg/kg	0.5	-	1100	0.8	-	-	<0.5	-	-	-	-	<0.5	0.7	<0.5	-	-	-	0.6			
	Vanadium	mg/kg	0.2	-	2000	18.3	-	-	29.2	-	-	-	-	53.5	33.8	49.5	-	-	-	49.5			
	Zinc	mg/kg	1.9	-	81000	27.1	33.6	20.3	82.7	-	-	-	-	57.3	938	2819	-	-	-	286.1			
Asbestos	Anthophyllite	Detect	-	-	-	-	-	-	-	-	-	-	-	-	-	-	-	-	-	-			
	Asbestos Containing Material	Detect	-	-	-	-	-	-	-	-	-	-	-	-	-	-	-	-	-	-			
	Asbestos Analysis Comments	-	-	-	-	-	-	-	-	-	-	-	-	-	-	-	-	-	-	-			
	Asbestos FCOM Quantification	%	0.001	-	-	-	-	-	-	-	-	-	-	-	-	-	-	-	-	-			
	Asbestos Quantification Total	%	0.001	-	-	-	-	-	-	-	-	-	-	-	-	-	-	-	-	0.445			
	Asbestos: Actinolite	Detect	-	-	-	-	-	-	-	-	-	-	-	-	-	-	-	-	-	-			
	Additional Asbestos Components (Using TM048)	Comment	-	-	-	-	-	-	-	-	-	-	-	-	-	-	-	-	-	-			
	Crocidolite Asbestos	Detect	-	-	-	-	-	-	-	-	-	-	-	-	-	-	-	-	-	-			
	Asbestos Gravimetric Quantification	%	0.001	-	-	-	-	-	-	-	-	-	-	-	-	-	-	-	-	-			
	Asbestos ID (Stage 1)	Detect	-	-	NAD	-	NAD	-	NAD	-	-	-	-	NAD	-	-	-	-	-	Detected			
	Chrysotile Asbestos	Detect	-	-	-	-	-	-	-	-	-	-	-	-	-	-	-	-	-	-			
	Amosite Asbestos	Detect	-	-	-	-	-	-	-	-	-	-	-	-	-	-	-	-	-	-			
	Non-Asbestos Fibre	Detect	-	-	-	-	-	-	-	-	-	-	-	-	-	-	-	-	-	-			
	Tremolite	Detect	-	-	-	-	-	-	-	-	-	-	-	-	-	-	-	-	-	-			
Inorganics	Ammoniacal Nitrogen as N	mg/kg	12	-	-	-	-	-	-	-	-	-	-	-	-	-	-	-	-	-			
	Cyanide (Free)	mg/kg	0.5	-	-	<0.5	<0.5	<0.5	<0.5	-	-	-	-	<0.5	<0.5	<0.5	-	-	-	<0.5			
	Cyanide Total	mg/kg	0.5	-	-	<0.5	<0.5	<0.5	<0.5	-	-	-	-	<0.5	2.4	<0.5	-	-	-	<0.5			
	Cyanides-complex	mg/kg	1	-	-	-	-	-	-	-	-	-	-	-	-	-	-	-	-	-			
	Phosphates	mg/kg	4	-	-	-	-	-	-	-	-	-	-	-	-	-	-	-	-	-			
	Coronene	mg/kg	0.3	-	-	-	-	-	-	-	-	-	-	-	-	-	-	-	-	-			
PAH	Naphthalene	mg/kg	0.005	4900	<0.08	<0.08	<0.08	<0.08	3.47	-	-	-	-	<0.08	0.12	<0.08	-	-	-	<0.08			
	Acenaphthene	mg/kg	0.008	15000	<0.08	<0.08	<0.08	<0.08	5.11	-	-	-	-	<0.08	<0.08	0.15	<0.08	-	-	<0.08			
	Acenaphthylene	mg/kg	0.012	15000	<0.08	<0.08	<0.08	<0.08	0.13	-	-	-	-	<0.08	0.1	<0.08	-	-	-	<0.08			
	Fluoranthene	mg/kg	0.017	3100	<0.08	0.59	<0.08	<0.08	30.1	-	-	-	-	<0.08	1.39	0.93	-	-	-	0.23			
	Anthracene	mg/kg	0.016	74000	<0.08	<0.08	<0.08	<0.08	9.79	-	-	-	-	<0.08	0.58	0.24	-	-	-	<0.08			
	Phenanthrene	mg/kg	0.015	3100	<0.08	0.23	<0.08	<0.08	39.2	-	-	-	-	<0.08	0.63	0.42	-	-	-	0.08			
	Fluorene	mg/kg	0.01	9000	<0.08	<0.08	<0.08	<0.08	4.43	-	-	-	-	<0.08	0.09	<0.08	-	-	-	<0.08			
	Chrysene	mg/kg	0.01	57	<0.08	0.32	<0.08	<0.08	10.8	-	-	-	-	<0.08	0.86	0.41	-	-	-	0.14			
	Pyrene	mg/kg	0.015	7400	<0.08	0.62	<0.08	<0.08	25.7	-	-	-	-	<0.08	1.29	0.76	-	-	-	0.19			
	Benzo(a)anthracene	mg/kg	0.014	29	<0.08	0.32	<0.08	<0.08	11.6	-	-	-	-	<0.08	0.83	0.47	-	-	-	0.12			
	Benzo(b)fluoranthene	mg/kg	0.015	7.1	<0.08	0.46	<0.08	<0.08	10.6	-	-	-	-	<0.08	1.18	0.57	-	-	-	0.19			
	Benzo(k)fluoranthene	mg/kg	0.014	190	<0.08	0.17	<0.08	<0.08	3.85	-	-	-	-	<0.08	0.39	0.2	-	-	-	<0.08			
	Benzo(a)pyrene	mg/kg	0.015	5.7	<0.08	0.33	<0.08	<0.08	8.68	-	-	-	-	<0.08	0.83	0.45	-	-	-	0.14			
	Dibenz(a,h)anthracene	mg/kg	0.023	0.57	<0.08	<0.08	<0.08	<0.08	1.94	-	-	-	-	<0.08	0.13	<0.08	-	-	-	<0.08			
	Benzo(g,h,i)perylene	mg/kg	0.024	640	<0.08	0.19	<0.08	<0.08	3.76	-	-	-	-	<0.08	0.55	0.27	-	-	-	0.09			
	Indeno(1,2,3-c,d)lovene	mg/kg	0.018	82	<0.08	0.23	<0.08	<0.08	4.6	-	-	-	-	<0.08	0.6	0.3	-	-	-	0.11			
	PAH 16 Total	mg/kg	0.118	-	<1.28	<1.36	<1.28	<1.28	173	-	-	-	-	<1.28	<0.66	<0.66	-	-	-	<1.86			
TPH CWG	>C6-C8 Aliphatics	mg/kg	0.01	600000	-	<0.2	<0.2	<0.2	<0.2	-	-	-	-	<0.2	<0.2	<0.2	-	-	-	<0.2			
	>C6-C7 Aliphatics	mg/kg	0.2	-	-	<0.2	<0.2	<0.2	<0.2	-	-	-	-	<0.2	<0.2	<0.2	-	-	-	<0.2			
	>C6-C8 Aliphatics	mg/kg	0.01	600000	-	<0.2	<0.2	<0.2	<0.2	-	-	-	-	<0.2	<0.2	<0.2	-	-	-	<0.2			
	>C10-C44 Aliphatics	mg/kg	5	-	-	<0.2	<0.2	<0.2	<0.2	-	-	-	-	<0.2	<0.2	<0.2	-	-	-	<0.2			
	>C7-C8 Aliphatics	mg/kg	0.2	-	-	<0.2	<0.2	<0.2	<0.2	-	-	-	-	<0.2	<0.2	<0.2	-	-	-	<0.2			
	>C10-C44 Aliphatics/Aromatics	mg/kg	10	-	-	<0.2	<0.2	<0.2	<0.2	-	-	-	-	<0.2	<0.2	<0.2	-	-	-	<0.2			
	>C8-C10 Aliphatics	mg/kg	0.01	13000	-	<0.2	<0.2	<0.2	<0.2	-	-	-	-	<0.2	<0.2	<0.2	-	-	-	<0.2			
	>C10-C12 Aliphatics	mg/kg	0.01	13000	-	<4	<4	<4	<4	-	-	-	-	<4	<4	<4	-	-	-	<4			
	>C12-C16 Aliphatics	mg/kg	0.1	19000	-	<4	<4	<4	<4	-	-	-	-	<4	<4	<4	-	-	-	<4			
	>C16-C21 Aliphatics	mg/kg	0.1	125000	-	<4	<4	<4	<4	-	-	-	-	5.87	9.79	<4	-	-	-	<4			
	>C21-C35 Aliphatics	mg/kg	0.1	125000	-	10.5	<4	<4	42.4	-	-	-	-	68.4	51.3	21.7	-	-	-	<4			
	>C35-C44 Aliphatics	mg/kg	0.1	250000	-	<4	<4	<4	<4	-	-	-	-	<4	<4	<4	-	-	-	<4			
	>C5-C10 Aliphatics	mg/kg	0.05	-	-	<4	<4	<4	<4	-	-	-	-	<4	<4	<4	-	-	-	<4			
	>C8-C40 Aliphatics	mg/kg	20	-	<20	<4	<4	<4	63.2	-	-	-	-	84.1	64.2	25.8	-	-	-	<4			
	Total Aliphatics >C12-C44	mg/kg	0.1	-	-	<4	<4	<4	<4	-	-	-	-	<4	<4	<4	-	-	-	<4			
	>EC5-EC10 Aromatics	mg/kg	0.05	-	-																		

		Field ID	BH07038-X-29-00-ES-200122	BH07038-X-3-00-ES-200115	BH07038-X-31.80-ES-200127	BH07038-X-4.00-ES-200115	BH07038-X-4.50-ACM-200115	BH07038-X-44.09-ES-200130	BH07038-X-5.00-ES-200115	BH07038-X-6.00-ES-200115	BH07038-X-7.00-ES-200115	
		Location Code	BH07038	BH07038	BH07038	BH07038	BH07038	BH07038	BH07038	BH07038	BH07038	
		Sample Depth Range	29	3	3	3	4.5	44.09	5	6	7	
		Sample Date Time	22/01/2020	15/01/2020	27/01/2020	15/01/2020	15/01/2020	30/01/2020	15/01/2020	15/01/2020	15/01/2020	
		Matrix Description	LQM S4UL Public Open Space (POS) Residential - 1% SOM									
		C4SL Public Open Space (POS) Residential										
Chem Group	ChemName	output unit	EQL									
TPH	>C6-C8	mg/kg	0.02	-	<0.2	-	<0.2	-	<0.2	<0.2	<0.2	
	>C6-C7	mg/kg	0.02	-	<0.2	-	<0.2	-	<0.2	<0.2	<0.2	
	>C7-C8	mg/kg	0.02	-	<0.2	-	<0.2	-	<0.2	<0.2	<0.2	
	>C6-C9	mg/kg	0.2	-	<0.2	-	<0.2	-	<0.2	<0.2	<0.2	
	>C8-C10	mg/kg	0.02	<2	<0.2	<2	<2	<2	<2	<2	<2	
	>C10-C12	mg/kg	0.02	<2	<2	<2	<2	<2	<2	<2	<2	
	>C12-C16	mg/kg	2	<2	<2	<2	<2	<2	<2	<2	<2	
	>C16-C21	mg/kg	2	8.19	<2	<2	<2	<2	<2	<2	<2	
	>C21-C28	mg/kg	35	-	<2	<2	<2	<2	<2	<2	<2	
	>C21-C35	mg/kg	4.38	11.6	-	10.6	-	-	9.48	-	-	
	>C28-C35	mg/kg	35	-	-	-	-	-	-	-	-	
	>C31-C40	mg/kg	10	-	-	-	-	-	-	-	-	
	>C35-C40	mg/kg	35	14.4	-	12.4	-	-	11.9	-	-	
	GRO >C5-10	mg/kg	0.02	-	-	-	-	-	-	-	-	
	TPH >C8-C40	mg/kg	10	<24.4	-	<14.5	-	-	<14.8	-	-	
	EPH >C5-40	mg/kg	35	-	-	-	-	-	-	-	-	
	EPH >C10-40	mg/kg	35	-	-	-	-	-	-	-	-	
	GRO	mg/kg	0.2	-	<0.2	-	<0.2	-	<0.2	<0.2	<0.2	
	GRO >C5-12	mg/kg	0.1	-	-	-	-	-	-	-	-	
	TPH by GC/ED (AR)	mg/kg	10	24.2	-	14.4	-	-	14.7	-	-	
BTEX and MTBE	Benzene	mg/kg	0.001	140	72	<0.001	-	<0.01 - 0.002	-	<0.01 - 0.002	<0.001	
	Toluene	mg/kg	0.005	-	56000	<0.005	-	<0.005	-	<0.005	<0.005	
	Ethylbenzene	mg/kg	0.002	-	24000	<0.01	-	<0.01	-	<0.01	<0.01	
	Xylene (m & o)	mg/kg	0.004	-	41000	<0.004	-	0.006	-	<0.004	<0.004	
	Xylene (o)	mg/kg	0.002	-	41000	<0.002	-	0.003	-	<0.002	<0.002	
	Xylene Total	mg/kg	0.02	-	-	<0.03	-	<0.03	-	<0.03	<0.03	
	MTBE	mg/kg	0.001	-	-	-	-	-	-	-	-	
	Total BTEX	mg/kg	0.04	-	-	-	-	-	-	-	-	
VOC	Styrene	mg/kg	0.001	-	-	-	-	-	-	-	-	
	cis-1,3-dichloroethene	mg/kg	0.001	-	-	-	-	-	-	-	-	
	trans-1,3-dichloroethene	mg/kg	0.001	-	-	-	-	-	-	-	-	
	1,1,1,2-tetrachloroethane	mg/kg	0.001	1400	-	-	-	-	-	-	-	
	1,1,1-trichloroethane	mg/kg	0.001	140000	-	-	-	-	-	-	-	
	1,1,2,2-tetrachloroethane	mg/kg	0.001	1400	-	-	-	-	-	-	-	
	1,1,2-trichloroethane	mg/kg	0.001	-	-	-	-	-	-	-	-	
	1,1-dichloroethane	mg/kg	0.001	-	-	-	-	-	-	-	-	
	1,1-dichloroethene	mg/kg	0.001	-	-	-	-	-	-	-	-	
	1,1-dichloroethene	mg/kg	0.001	-	-	-	-	-	-	-	-	
	1,2,3-trichloroethene	mg/kg	0.001	-	-	-	-	-	-	-	-	
	1,2,4-trimethylbenzene	mg/kg	0.001	-	-	-	-	-	-	-	-	
	1,2-dibromo-3-chloropropane	mg/kg	0.001	-	-	-	-	-	-	-	-	
	1,2-dibromoethane	mg/kg	0.001	-	-	-	-	-	-	-	-	
	1,2-dichloroethane	mg/kg	0.001	29	-	-	-	-	-	-	-	
	1,2-dichloroethene	mg/kg	0.001	-	-	-	-	-	-	-	-	
	1,3,5-trimethylbenzene	mg/kg	0.001	-	-	-	-	-	-	-	-	
	1,3-dichloropropane	mg/kg	0.001	-	-	-	-	-	-	-	-	
	2,2-dichloropropane	mg/kg	0.001	-	-	-	-	-	-	-	-	
	2-chlorotoluene	mg/kg	0.001	-	-	-	-	-	-	-	-	
	4-chlorotoluene	mg/kg	0.001	-	-	-	-	-	-	-	-	
	Bromobenzene	mg/kg	0.001	-	-	-	-	-	-	-	-	
	Bromochloromethane	mg/kg	0.001	-	-	-	-	-	-	-	-	
	Bromodichloromethane	mg/kg	0.001	-	-	-	-	-	-	-	-	
	Bromoforn	mg/kg	0.001	-	-	-	-	-	-	-	-	
	Bromomethane	mg/kg	0.001	-	-	-	-	-	-	-	-	
	Carbon disulfide	mg/kg	0.007	11000	-	-	-	-	-	-	-	
	Carbon tetrachloride	mg/kg	0.001	890	-	-	-	-	-	-	-	
	Chlorobromomethane	mg/kg	0.001	-	-	-	-	-	-	-	-	
	Chloroethane	mg/kg	0.002	-	-	-	-	-	-	-	-	
	Chloroform	mg/kg	0.001	2500	-	-	-	-	-	-	-	
	Chloromethane	mg/kg	0.003	-	-	-	-	-	-	-	-	
	cis-1,2-dichloroethene	mg/kg	0.005	-	-	-	-	-	-	-	-	
	Dibromomethane	mg/kg	0.001	-	-	-	-	-	-	-	-	
	Dichlorodifluoromethane	mg/kg	0.001	-	-	-	-	-	-	-	-	
	Dichloromethane	mg/kg	0.01	-	-	-	-	-	-	-	-	
	Isopropylbenzene	mg/kg	0.001	-	-	-	-	-	-	-	-	
	n-butylbenzene	mg/kg	0.001	-	-	-	-	-	-	-	-	
	n-propylbenzene	mg/kg	0.001	-	-	-	-	-	-	-	-	
	p-isocrotyltoluene	mg/kg	0.001	-	-	-	-	-	-	-	-	
	sec-butylbenzene	mg/kg	0.001	-	-	-	-	-	-	-	-	
	Trichloroethene	mg/kg	0.001	120	-	-	-	-	-	-	-	
	tert-butylbenzene	mg/kg	0.001	-	-	-	-	-	-	-	-	
	Tetrachloroethene	mg/kg	0.003	1400	-	-	-	-	-	-	-	
	trans-1,2-dichloroethene	mg/kg	0.001	-	-	-	-	-	-	-	-	
Trichlorofluoromethane	mg/kg	0.001	-	-	-	-	-	-	-	-		
Vinyl chloride	mg/kg	0.001	3.5	-	-	-	-	-	-	-		
tert-Amyl methyl ether	mg/kg	0.01	-	-	-	-	-	-	-	-		
VOC/SVOC	1,2,3-trichlorobenzene	mg/kg	0.001	1800	-	-	-	-	-	-	-	
	1,2,4-trichlorobenzene	mg/kg	0.003	15000	-	-	-	-	-	-	-	
	1,2-dichlorobenzene	mg/kg	0.001	90000	-	-	-	-	-	-	-	
	1,3,5-Trichlorobenzene	mg/kg	0.001	1700	-	-	-	-	-	-	-	
	1,3-dichlorobenzene	mg/kg	0.001	300	-	-	-	-	-	-	-	
	1,4-dichlorobenzene	mg/kg	0.001	17000	-	-	-	-	-	-	-	
	Chlorobenzene	mg/kg	0.001	11000	-	-	-	-	-	-	-	
Hexachlorobutadiene	mg/kg	0.002	25	-	-	-	-	-	-	-		



		Field ID	BH07038-X-29.00-ES-200122	BH07038-X-3.00-ES-200115	BH07038-X-31.80-ES-200127	BH07038-X-4.00-ES-200115	BH07038-X-4.50-ACM-200115	BH07038-X-44.09-ES-200130	BH07038-X-5.00-ES-200115	BH07038-X-6.00-ES-200115	BH07038-X-7.00-ES-200115
		Location Code	BH07038	BH07038	BH07038	BH07038	BH07038	BH07038	BH07038	BH07038	BH07038
		Sample Depth Range	29	3	31.8	3	4.5	44.09	5	6	7
		Sample Date Time	22/01/2020	15/01/2020	27/01/2020	15/01/2020	15/01/2020	30/01/2020	15/01/2020	15/01/2020	15/01/2020
		Matrix Description	LQM S4UL Public Open Space (POS) Residential - 1% SOM								
		C4SL Public Open Space (POS) Residential									
Chem Group	ChemName	output unit	EQL								
SVOC	Benzyl alcohol	mg/kg	0.5	-	-	-	-	-	-	-	-
	Diphenyl ether	mg/kg	0.1	-	-	-	-	-	-	-	-
	4-bromophenyl phenyl ether	mg/kg	0.1	-	-	-	-	-	-	-	-
	4-nitroaniline	mg/kg	0.1	-	-	-	-	-	-	-	-
	4-nitrophenol	mg/kg	0.1	-	-	-	-	-	-	-	-
	1,1-Biohexyl	mg/kg	0.1	-	-	-	-	-	-	-	-
	1,2,3,4-tetrachlorobenzene	mg/kg	0.001	830	-	-	-	-	-	-	-
	1-Methylnaphthalene	mg/kg	0.1	-	-	-	-	-	-	-	-
	2,4,5-trichlorophenol	mg/kg	0.1	-	-	-	-	-	-	-	-
	2,4,6-trichlorophenol	mg/kg	0.1	-	-	-	-	-	-	-	-
	2,4-dichlorophenol	mg/kg	0.1	-	-	-	-	-	-	-	-
	2,4-dimethylphenol	mg/kg	0.1	-	-	-	-	-	-	-	-
	2,4-dinitrophenol	mg/kg	0.5	-	-	-	-	-	-	-	-
	2,4-dinitrotoluene	mg/kg	0.1	-	-	-	-	-	-	-	-
	2,6-dinitrotoluene	mg/kg	0.1	-	-	-	-	-	-	-	-
	2-chloronaphthalene	mg/kg	0.1	-	-	-	-	-	-	-	-
	2-chlorophenol	mg/kg	0.1	-	-	-	-	-	-	-	-
	2-methylnaphthalene	mg/kg	0.1	-	-	-	-	-	-	-	-
	2-methylphenol	mg/kg	0.1	-	-	-	-	-	-	-	-
	2-nitroaniline	mg/kg	0.1	-	-	-	-	-	-	-	-
	2-nitrophenol	mg/kg	0.1	-	-	-	-	-	-	-	-
	3-nitroaniline	mg/kg	0.1	-	-	-	-	-	-	-	-
	4,6-Dinitro-2-methylphenol	mg/kg	0.2	-	-	-	-	-	-	-	-
	4-chloro-3-methylphenol	mg/kg	0.1	-	-	-	-	-	-	-	-
	4-chloroaniline	mg/kg	0.1	-	-	-	-	-	-	-	-
	4-chlorophenol	mg/kg	0.5	620	-	-	-	-	-	-	-
	4-chlorophenyl phenyl ether	mg/kg	0.1	-	-	-	-	-	-	-	-
	4-methylphenol	mg/kg	0.1	-	-	-	-	-	-	-	-
	Azobenzene	mg/kg	0.1	-	-	-	-	-	-	-	-
	Benzic Acid	mg/kg	0.5	-	-	-	-	-	-	-	-
	Bis(2-chlorophenyl) methane	mg/kg	0.1	-	-	-	-	-	-	-	-
	Bis(2-chloroethyl) ether	mg/kg	0.1	-	-	-	-	-	-	-	-
	Bis(2-chloroisopropyl) ether	mg/kg	0.1	-	-	-	-	-	-	-	-
	Bis(2-ethylhexyl) phthalate	mg/kg	0.1	-	-	-	-	-	-	-	-
	Butyl benzyl phthalate	mg/kg	0.1	-	-	-	-	-	-	-	-
	Catechols	mg/kg	0.1	-	-	-	-	-	-	-	-
	Dibenzofuran	mg/kg	0.1	-	-	-	-	-	-	-	-
	Diethylphthalate	mg/kg	0.1	-	-	-	-	-	-	-	-
	Dimethyl phthalate	mg/kg	0.1	-	-	-	-	-	-	-	-
	Di-n-butyl phthalate	mg/kg	0.1	-	-	-	-	-	-	-	-
	Di-n-octyl phthalate	mg/kg	0.1	-	-	-	-	-	-	-	-
	Hexachlorobenzene	mg/kg	0.002	16	-	-	-	-	-	-	-
	Hexachlorocyclopentadiene	mg/kg	0.1	-	-	-	-	-	-	-	-
	Hexachloroethane	mg/kg	0.1	-	-	-	-	-	-	-	-
	Isochlorone	mg/kg	0.1	-	-	-	-	-	-	-	-
Nitrobenzene	mg/kg	0.1	-	-	-	-	-	-	-	-	
N-nitrosodipropylamine	mg/kg	0.1	-	-	-	-	-	-	-	-	
n-Nitrosodiphenylamine	mg/kg	0.1	-	-	-	-	-	-	-	-	
Pentachlorobenzene	mg/kg	0.001	100	-	-	-	-	-	-	-	
Pentachloronitrobenzene	mg/kg	0.05	-	-	-	-	-	-	-	-	
Pentachlorophenol	mg/kg	0.1	60	-	-	-	-	-	-	-	
PCB	PCB-110	mg/kg	-	-	-	-	-	-	-	-	-
	PCB-128	mg/kg	-	-	-	-	-	-	-	-	-
	PCB-141	mg/kg	-	-	-	-	-	-	-	-	-
	PCB-149	mg/kg	-	-	-	-	-	-	-	-	-
	PCB-151	mg/kg	-	-	-	-	-	-	-	-	-
	PCB-158	mg/kg	-	-	-	-	-	-	-	-	-
	PCB-170	mg/kg	-	-	-	-	-	-	-	-	-
	PCB-18	mg/kg	-	-	-	-	-	-	-	-	-
	PCB-183	mg/kg	-	-	-	-	-	-	-	-	-
	PCB-187	mg/kg	-	-	-	-	-	-	-	-	-
	PCB-194	mg/kg	-	-	-	-	-	-	-	-	-
	PCB-31	mg/kg	-	-	-	-	-	-	-	-	-
	PCB-44	mg/kg	-	-	-	-	-	-	-	-	-
	PCB-49	mg/kg	-	-	-	-	-	-	-	-	-
	2,2,4-tetrachloro-1,1-Biphenyl	mg/kg	-	-	-	-	-	-	-	-	-
	2,3,4,4-tetrachloro-1,1-Biphenyl	mg/kg	-	-	-	-	-	-	-	-	-
	Heptachlorobiphenyl, 2,3,3,4,4,5,5- (PCB 189)	mg/kg	0.003	-	<0.005	-	<0.005	-	<0.005	<0.005	<0.005
	Hexachlorobiphenyl, 2,3,3,4,4,5- (PCB 156)	mg/kg	0.003	-	<0.005	-	<0.005	-	<0.005	<0.005	<0.005
	Hexachlorobiphenyl, 2,3,3,4,4,5- (PCB 157)	mg/kg	0.003	-	<0.005	-	<0.005	-	<0.005	<0.005	<0.005
	Hexachlorobiphenyl, 2,3,4,4,5,5- (PCB 167)	mg/kg	0.003	-	<0.005	-	<0.005	-	<0.005	<0.005	<0.005
	Hexachlorobiphenyl, 3,3,4,4,5,5- (PCB 169)	mg/kg	0.003	-	<0.005	-	<0.005	-	<0.005	<0.005	<0.005
	PCB 101	mg/kg	0.003	-	<0.005	-	<0.005	-	0.0145	<0.005	<0.005
	PCB 118	mg/kg	0.003	-	<0.005	-	<0.005	-	<0.005	<0.005	<0.005
	PCB 138	mg/kg	0.003	-	<0.005	-	<0.005	-	0.249	0.00524	<0.005
	PCB 153	mg/kg	0.003	-	<0.005	-	<0.005	-	0.0481	<0.005	<0.005
	PCB 160	mg/kg	0.003	-	<0.005	-	<0.005	-	0.028	<0.005	<0.005
	PCB 26	mg/kg	0.003	-	<0.005	-	<0.005	-	<0.005	<0.005	<0.005
	PCB 52	mg/kg	0.003	-	<0.005	-	<0.005	-	<0.005	<0.005	<0.005
Pentachlorobiphenyl, 2,3,3,4,4- (PCB 105)	mg/kg	0.003	-	<0.005	-	<0.005	-	<0.005	<0.005	<0.005	
Pentachlorobiphenyl, 2,3,4,4,5- (PCB 114)	mg/kg	0.003	-	<0.005	-	<0.005	-	<0.005	<0.005	<0.005	
Pentachlorobiphenyl, 2,3,4,4,5- (PCB 123)	mg/kg	0.003	-	<0.005	-	<0.005	-	<0.005	<0.005	<0.005	
Pentachlorobiphenyl, 3,3,4,4,5- (PCB 126)	mg/kg	0.003	-	<0.005	-	<0.005	-	<0.005	<0.005	<0.005	
Tetrachlorobiphenyl, 3,3,4,4- (PCB 77)	mg/kg	0.003	-	<0.005	-	<0.005	-	<0.005	<0.005	<0.005	
Tetrachlorobiphenyl, 3,4,4,5- (PCB 81)	mg/kg	0.003	-	<0.005	-	<0.005	-	<0.005	<0.005	<0.005	
Total PCB 7 congeners	mg/kg	0.021	-	-	-	-	-	-	-	-	
Total PCB WHO 12	mg/kg	0.036	-	-	-	-	-	-	-	-	

		Field ID	BH07038-X-29-00-ES-200122	BH07038-X-3-00-ES-200115	BH07038-X-31.80-ES-200127	BH07038-X-4.00-ES-200115	BH07038-X-4.50-ACM-200115	BH07038-X-44.09-ES-200130	BH07038-X-5.00-ES-200115	BH07038-X-6.00-ES-200115	BH07038-X-7.00-ES-200115
		Location Code	BH07038	BH07038	BH07038	BH07038	BH07038	BH07038	BH07038	BH07038	BH07038
		Sample Depth Range	29	3	31.8	3	4.5	44.09	5	6	7
		Sample Date	22/01/2020	15/01/2020	27/01/2020	15/01/2020	15/01/2020	30/01/2020	15/01/2020	15/01/2020	15/01/2020
		Matrix Description	LQM S4UL Public Open Space (POS) Residential - 1% SOM								
		C4SL Public Open Space (POS) Residential									
Chem Group	ChemName	output unit	EQL								
Phenolics	Xenonols	mg/kg	0.015	-	-	-	-	-	-	-	-
	Phenol Index	mg/kg	0.5	<0.5	<0.5	<0.5	<0.5	<0.5	<0.5	<0.5	<0.5
	3-84-methylphenol	mg/kg	0.1	-	-	-	-	-	-	-	-
	Cresol Total	mg/kg	0.01	-	-	-	-	-	-	-	-
Phenols Monochydric	Phenol	mg/kg	0.01	-	-	-	-	-	-	-	-
	Phenols Monochydric	mg/kg	0.035	-	-	-	-	-	-	-	-
	Dibutyltin	mg/kg	-	-	-	-	-	-	-	-	-
	Monophenyltin	mg/kg	-	-	-	-	-	-	-	-	-
Organotins	Diphenyltin	mg/kg	-	-	-	-	-	-	-	-	-
	Monobutyltin	mg/kg	-	-	-	-	-	-	-	-	-
	Tetrabutyltin	mg/kg	-	-	-	-	-	-	-	-	-
	Tributyltin	mg/kg	0.001	-	<0.005	-	<0.005	-	<0.005	<0.005	<0.005
Pesticides	Triphenyltin	mg/kg	-	-	-	-	-	-	-	-	-
	Ethionhos	mg/kg	0.002	-	-	-	-	-	-	-	-
	Hepatachlor epoxide	mg/kg	0.002	-	-	-	-	-	-	-	-
	Methachlorpos	mg/kg	0.002	-	-	-	-	-	-	-	-
Pesticides	Propetamphos	mg/kg	0.002	-	-	-	-	-	-	-	-
	Simetryn	mg/kg	0.05	-	-	-	-	-	-	-	-
	Sodium Acifluorfen	mg/kg	-	-	-	-	-	-	-	-	-
	Tosanaene	mg/kg	0.003	-	-	-	-	-	-	-	-
Pesticides	2,4,5-TP (Silvex)	mg/kg	-	-	-	-	-	-	-	-	-
	Hedonal	mg/kg	-	-	-	-	-	-	-	-	-
	2,4-DDT	mg/kg	0.003	-	-	-	-	-	-	-	-
	2,4-Dichloroac	mg/kg	-	-	-	-	-	-	-	-	-
Pesticides	4-(2,4-Dichlorophenoxy)butyric Acid (2,4-DB)	mg/kg	-	-	-	-	-	-	-	-	-
	4,4-DDE	mg/kg	0.005	-	-	-	-	-	-	-	-
	4-Chlorophenoxy acetic acid	mg/kg	-	-	-	-	-	-	-	-	-
	a-BHC	mg/kg	0.002	24	-	-	-	-	-	-	-
Pesticides	Aldrin	mg/kg	0.002	18	-	-	-	-	-	-	-
	Ametryn	mg/kg	0.05	-	-	-	-	-	-	-	-
	Actril (Isaxnil)	mg/kg	-	-	-	-	-	-	-	-	-
	Atraton	mg/kg	0.05	-	-	-	-	-	-	-	-
Pesticides	Atrazine	mg/kg	0.05	1200	-	-	-	-	-	-	-
	Azinophos methyl	mg/kg	0.005	-	-	-	-	-	-	-	-
	b-BHC	mg/kg	0.002	8.1	-	-	-	-	-	-	-
	Bentazone	mg/kg	0.1	-	-	-	-	-	-	-	-
Pesticides	Bromoxnil	mg/kg	-	-	-	-	-	-	-	-	-
	Carbofenthoion	mg/kg	0.003	-	-	-	-	-	-	-	-
	chlordan	mg/kg	0.002	-	-	-	-	-	-	-	-
	Chlordane (cis)	mg/kg	0.002	-	-	-	-	-	-	-	-
Pesticides	Azinphos Ethyl	mg/kg	0.005	-	-	-	-	-	-	-	-
	Chlordane (trans)	mg/kg	0.05	-	-	-	-	-	-	-	-
	Chlorfenvinphos	mg/kg	0.003	-	-	-	-	-	-	-	-
	Chlorotoluron	mg/kg	-	-	-	-	-	-	-	-	-
Pesticides	Chlorovifos	mg/kg	0.002	-	-	-	-	-	-	-	-
	Chlorpyrifos-methyl	mg/kg	0.002	-	-	-	-	-	-	-	-
	Cyanazine	mg/kg	-	-	-	-	-	-	-	-	-
	d-BHC	mg/kg	0.002	-	-	-	-	-	-	-	-
Pesticides	DDD	mg/kg	0.005	-	-	-	-	-	-	-	-
	DDT	mg/kg	0.005	-	-	-	-	-	-	-	-
	Chlorfthalonil	mg/kg	0.002	-	-	-	-	-	-	-	-
	Diazinon	mg/kg	0.001	-	-	-	-	-	-	-	-
Pesticides	Dicamba	mg/kg	-	-	-	-	-	-	-	-	-
	Dichlobenil	mg/kg	0.001	-	-	-	-	-	-	-	-
	cis-Permethrin	mg/kg	0.003	-	-	-	-	-	-	-	-
	Dichlorvos	mg/kg	0.002	16	-	-	-	-	-	-	-
Pesticides	Diclofop	mg/kg	-	-	-	-	-	-	-	-	-
	Dieldrin	mg/kg	0.005	18	-	-	-	-	-	-	-
	Dimethoate	mg/kg	0.003	-	-	-	-	-	-	-	-
	Dinoseb	mg/kg	-	-	-	-	-	-	-	-	-
Pesticides	Diuron	mg/kg	-	-	-	-	-	-	-	-	-
	Endosulfan I	mg/kg	0.001	1200	-	-	-	-	-	-	-
	Endosulfan II	mg/kg	0.01	-	-	-	-	-	-	-	-
	Endosulfan sulphate	mg/kg	0.005	-	-	-	-	-	-	-	-
Pesticides	Endrin	mg/kg	0.003	-	-	-	-	-	-	-	-
	Endrin ketone	mg/kg	0.03	-	-	-	-	-	-	-	-
	Ethion	mg/kg	0.003	-	-	-	-	-	-	-	-
	Fenitrothion	mg/kg	0.005	-	-	-	-	-	-	-	-
Pesticides	Fenitrothion	mg/kg	0.01	-	-	-	-	-	-	-	-
	Fluroxypyr	mg/kg	0.1	-	-	-	-	-	-	-	-

		Field ID	BH07038-X-29-00-ES-200122	BH07038-X-3-00-ES-200115	BH07038-X-31-80-ES-200127	BH07038-X-4-00-ES-200115	BH07038-X-4.50-ACM-200115	BH07038-X-44.09-ES-200130	BH07038-X-5.00-ES-200115	BH07038-X-6.00-ES-200115	BH07038-X-7.00-ES-200115	
		Location Code	BH07038	BH07038	BH07038	BH07038	BH07038	BH07038	BH07038	BH07038	BH07038	
		Sample Depth Range	29	3	31.8	3	4.5	44.09	5	6	7	
		Sample Date Time	22/01/2020	15/01/2020	27/01/2020	15/01/2020	15/01/2020	30/01/2020	15/01/2020	15/01/2020	15/01/2020	
		Matrix Description	LQM S4UL Public Open Space (POS) Residential - 1% SOM									
		C4SL Public Open Space (POS) Residential										
Chem Group	ChemName	output unit	EQL									
	o-BHC (Lindane)	mg/kg	0.001									
	Heptachlor	mg/kg	0.003									
	Isodrin	mg/kg	0.002									
	Isoproturon	mg/kg	-									
	Linuron	mg/kg	-									
	Malathion	mg/kg	0.002									
	2-Methyl-4-chlorophenoxyacetic acid	mg/kg	-									
	2-Methyl-4-Chlorophenoxy Butanoic Acid	mg/kg	-									
	Meconop	mg/kg	-									
	Methoxychlor	mg/kg	0.005									
	Methyl carathion	mg/kg	0.01									
	Mevinphos (Phosdrin)	mg/kg	0.002									
	o,p-DDD	mg/kg	0.005									
	o,p'-DDE	mg/kg	0.002									
	o,p'-Methoxychlor	mg/kg	0.05									
	Parathion	mg/kg	0.005									
	Pendimethalin	mg/kg	0.01									
	Permethrin	mg/kg	0.05									
	Permethrin II	mg/kg	0.003									
	Phorate	mg/kg	0.01									
	Priniphos-methyl	mg/kg	0.002									
	Priniphos-ethyl	mg/kg	0.002									
	Prometon	mg/kg	0.05									
	Prometryn	mg/kg	0.05									
	Pronamide	mg/kg	0.002									
	Propazine	mg/kg	0.05									
	Propiconazole	mg/kg	-									
	Propoxycarbazone-sodium	mg/kg	-									
	Simazine	mg/kg	0.05									
	Terbutryn	mg/kg	0.05									
	Terbutylazine	mg/kg	0.05									
	Phosalone	mg/kg	0.005									
	Phosphamidon	mg/kg	0.005									
	Triadimefon	mg/kg	0.002									
	Triallate	mg/kg	0.002									
	Triclopyr	mg/kg	0.1									
	Triclosan	mg/kg	-									
	Trifluralin	mg/kg	0.01									
	Tebuconazole	mg/kg	-									
	Telodrin	mg/kg	0.05									
	Triazophos	mg/kg	0.003									
SVOC TIC	SVOC TICs - Detect	Detect	-									
	Anthraquinone 9,10-	mg/kg	-									
	SVOC Tentatively Identified Compounds	mg/kg	0.1									
	Aniline	mg/kg	0.3									
VOC TIC	VOC TICs - Detect	Detect	-									
	VOC Tentatively Identified Compounds	mg/kg	0.05									
	Freon 113	mg/kg	0.005									
Other	Temperature	°C	-									
	Conductivity @ 20°C	µS/cm	14									
	% Stones >4mm	%	16.4	0	0	45.6	-	24	0	0	0	
	Fraction of non-crushable material	%	0	0	0	0	-	0	0	0	0	
	Moisture Content (dried @35°C)	%	-									
	Moisture Content 105C	%	0.1	18.3	56.4	22.8	23.7	-	29.8	28.3	48.2	
	pH (Lab)	Units	1	8.5	8.2	8.9	10.8	-	8.8	7.4	7.8	
	Slone Content	%	0.1	0	0	0	7.5	-	0	5.7	35.1	
	Total Organic Carbon	%	0.02	0	0.22	0.27	1.36	-	0.35	15.1	4.97	

**Env Stds Comments**  
 #1:GAC is only presented as speciated chromium. 7.7mg/kg is used for hexavalent. If hexavalent chromium (CVI) data is available, a value of 1,500mg/kg r  
 #2:C4SL for lead adopted  
 #3:GAC only presented as speciated mercury. 16mg/kg is used for elemental mercury. If the CSM indicates that elemental mercury is not a CoC and mercury  
 #4:Updated S4UL for nickel  
 #5:S4UL exceeds solubility saturation limit  
 #6:Criteria derived for Al<sup>3</sup>-C16-C35 split between Al<sup>3</sup>-C16-21 & Al<sup>3</sup>-C21-35. Requires summation of fractions to use Al<sup>3</sup>-C16-C35 criteria.  
 #7:Criteria presented is for p-xylene. A separate value is presented for o-xylene.  
 #8:S4UL based on a threshold protective of direct skin contact with phenol

Legend	
36.2	Results exceeds GAC.
<50	Results MDL is greater than GAC.
NAD	No asbestos detected.
-	Determinand has not been tested for.

**Notes**  
 A range is given where a determinand has been analysed for by more than one method.



		Field ID	BH07038-X-8.00-ES-200115	BH07039-X-1.00-ES-200212	BH07039-X-1.00-ES-200212	BH07039-X-10.00-ES-200217	BH07039-X-11.00-ES-200217	BH07039-X-12.00-ES-200217	BH07039-X-12.00-ES-200217	BH07039-X-13.00-ES-200217	BH07039-X-13.00-ES-200217	BH07039-X-14.00-ES-200217
		Location Code	BH07038	BH07039	BH07039	BH07039	BH07039	BH07039	BH07039	BH07039	BH07039	BH07039
		Sample Depth Range	8	1	1	10	11	12	12	13	13	14
		Sample Date	15/01/2020	12/02/2020	12/02/2020	17/02/2020	17/02/2020	17/02/2020	17/02/2020	17/02/2020	17/02/2020	17/02/2020
		Matrix Description	LQM S4UL Public Open Space (POS) Residential - 1% SOM									
		C4SL Public Open Space (POS) Residential										
Chem Group	ChemName	output unit	EQL									
TPH	>C6-C8	mg/kg	0.02	<0.2	-	-	-	-	-	-	-	-
	>C6-C7	mg/kg	0.02	<0.2	-	-	-	-	-	-	-	-
	>C7-C8	mg/kg	0.02	<0.2	-	-	-	-	-	-	-	-
	>C6-C9	mg/kg	0.2	<0.2	<0.2	<0.2	<0.2	<0.2	<0.2	<0.2	<0.2	<0.2
	>C8-C10	mg/kg	0.02	<0.2	<0.2	<0.2	7.49	8.37	9.26	8.2	9.45	9.92
	>C10-C12	mg/kg	0.02	<0.2	<0.2	<0.2	<0.2	<0.2	<0.2	<0.2	<0.2	<0.2
	>C12-C16	mg/kg	2	-	8.6	3.66	6.54	<0.2	<0.2	<0.2	<0.2	<0.2
	>C16-C21	mg/kg	2	-	12	9.44	44.5	6.26	4.12	3.91	3.8	2.78
	>C21-C28	mg/kg	35	-	-	-	-	-	-	-	-	-
	>C21-C35	mg/kg	4.38	-	12.8	11.8	94.4	23.1	16.3	17.6	23.7	17
	>C28-C35	mg/kg	35	-	-	-	-	-	-	-	-	-
	>C31-C40	mg/kg	10	-	19.7	13.1	100	26.4	20.2	21.5	30.2	22.1
	>C35-C40	mg/kg	35	-	-	-	-	-	-	-	-	-
	GRO >C5-10	mg/kg	0.02	-	-	-	-	-	-	-	-	-
	TPH >C8-C40	mg/kg	10	-	<34.6	<26.5	<160.2	<43.2	<35.3	<35.7	<44.9	<36.4
	EPH >C5-40	mg/kg	35	-	-	-	-	-	-	-	-	-
	EPH >C10-40	mg/kg	35	-	-	-	-	-	-	-	-	-
GRO	mg/kg	0.2	<0.2	-	-	-	-	-	-	-	-	
GRO >C5-12	mg/kg	0.1	-	-	-	-	-	-	-	-	-	
TPH by GC/ED (AR)	mg/kg	10	-	34.4	26.3	160	43	35.1	35.5	44.7	36.2	
BTEX and MTBE	Benzene	mg/kg	0.001	140	72	<0.001	-	-	-	-	-	-
	Toluene	mg/kg	0.005		56000	<0.005	-	-	-	-	-	-
	Ethylbenzene	mg/kg	0.002		24000	<0.01	-	-	-	-	-	-
	Xylene (m & o)	mg/kg	0.004		41000	<0.004	-	-	-	-	-	-
	Xylene (o)	mg/kg	0.002		41000	<0.002	-	-	-	-	-	-
	Xylene Total	mg/kg	0.02			<0.03	-	-	-	-	-	-
	MTBE	mg/kg	0.001			-	-	-	-	-	-	-
	Total BTEX	mg/kg	0.04			-	-	-	-	-	-	-
VOC	Styrene	mg/kg	0.001			-	-	-	-	-	-	-
	cis-1,3-dichloroethene	mg/kg	0.001			-	-	-	-	-	-	-
	trans-1,3-dichloroethene	mg/kg	0.001			-	-	-	-	-	-	-
	1,1,1,2-tetrachloroethane	mg/kg	0.001	1400		-	-	-	-	-	-	-
	1,1,1-trichloroethane	mg/kg	0.001	140000		-	-	-	-	-	-	-
	1,1,2,2-tetrachloroethane	mg/kg	0.001	1400		-	-	-	-	-	-	-
	1,1,2-trichloroethane	mg/kg	0.001			-	-	-	-	-	-	-
	1,1-dichloroethane	mg/kg	0.001			-	-	-	-	-	-	-
	1,1-dichloroethene	mg/kg	0.001			-	-	-	-	-	-	-
	1,1-dichloropropane	mg/kg	0.001			-	-	-	-	-	-	-
	1,2-dichloropropane	mg/kg	0.001			-	-	-	-	-	-	-
	1,2-dibromo-3-chloropropane	mg/kg	0.001			-	-	-	-	-	-	-
	1,2-dibromoethane	mg/kg	0.001			-	-	-	-	-	-	-
	1,2-dichloroethane	mg/kg	0.001	29		-	-	-	-	-	-	-
	1,2-dichloroethene	mg/kg	0.001			-	-	-	-	-	-	-
	1,3,5-trimethylbenzene	mg/kg	0.001			-	-	-	-	-	-	-
	1,3-dichloropropane	mg/kg	0.001			-	-	-	-	-	-	-
	2,2-dichloropropane	mg/kg	0.001			-	-	-	-	-	-	-
	2-chlorotoluene	mg/kg	0.001			-	-	-	-	-	-	-
	4-chlorotoluene	mg/kg	0.001			-	-	-	-	-	-	-
	Bromobenzene	mg/kg	0.001			-	-	-	-	-	-	-
	Bromochloromethane	mg/kg	0.001			-	-	-	-	-	-	-
	Bromodichloromethane	mg/kg	0.001			-	-	-	-	-	-	-
	Bromoforn	mg/kg	0.001			-	-	-	-	-	-	-
	Bromomethane	mg/kg	0.001			-	-	-	-	-	-	-
	Carbon disulfide	mg/kg	0.007	11000		-	-	-	-	-	-	-
	Carbon tetrachloride	mg/kg	0.001	890		-	-	-	-	-	-	-
	Chlorobromomethane	mg/kg	0.001			-	-	-	-	-	-	-
	Chloroethane	mg/kg	0.002			-	-	-	-	-	-	-
	Chloroform	mg/kg	0.001	2500		-	-	-	-	-	-	-
	Chloromethane	mg/kg	0.003			-	-	-	-	-	-	-
	cis-1,2-dichloroethene	mg/kg	0.005			-	-	-	-	-	-	-
	Dibromomethane	mg/kg	0.001			-	-	-	-	-	-	-
	Dichlorodifluoromethane	mg/kg	0.001			-	-	-	-	-	-	-
	Dichloromethane	mg/kg	0.01			-	-	-	-	-	-	-
	Isopropylbenzene	mg/kg	0.001			-	-	-	-	-	-	-
	n-butylbenzene	mg/kg	0.001			-	-	-	-	-	-	-
	n-propylbenzene	mg/kg	0.001			-	-	-	-	-	-	-
	p-isocrotyltoluene	mg/kg	0.001			-	-	-	-	-	-	-
	sec-butylbenzene	mg/kg	0.001			-	-	-	-	-	-	-
	Trichloroethene	mg/kg	0.001	120		-	-	-	-	-	-	-
	tert-butylbenzene	mg/kg	0.001			-	-	-	-	-	-	-
Tetrachloroethene	mg/kg	0.003	1400		-	-	-	-	-	-	-	
trans-1,2-dichloroethene	mg/kg	0.001			-	-	-	-	-	-	-	
Trichlorofluoromethane	mg/kg	0.001			-	-	-	-	-	-	-	
Vinyl chloride	mg/kg	0.001	3.5		-	-	-	-	-	-	-	
tert-Amyl methyl ether	mg/kg	0.01			-	-	-	-	-	-	-	
VOC/SVOC	1,2,3-trichlorobenzene	mg/kg	0.001	1800		-	-	-	-	-	-	-
	1,2,4-trichlorobenzene	mg/kg	0.003	15000		-	-	-	-	-	-	-
	1,2-dichlorobenzene	mg/kg	0.001	90000		-	-	-	-	-	-	-
	1,3,5-Trichlorobenzene	mg/kg	0.001	1700		-	-	-	-	-	-	-
	1,3-dichlorobenzene	mg/kg	0.001	300		-	-	-	-	-	-	-
	1,4-dichlorobenzene	mg/kg	0.001	17000		-	-	-	-	-	-	-
	Chlorobenzene	mg/kg	0.001	11000		-	-	-	-	-	-	-
Hexachlorobutadiene	mg/kg	0.002	25		-	-	-	-	-	-	-	

		Field ID	BH07038-X-8.00-ES-200115	BH07039-X-1.00-ES-200212	BH07039-X-1.00-ES-200212	BH07039-X-10.00-ES-200217	BH07039-X-11.00-ES-200217	BH07039-X-12.00-ES-200217	BH07039-X-12.00-ES-200217	BH07039-X-13.00-ES-200217	BH07039-X-14.00-ES-200217
		Location Code	BH07038	BH07039	BH07039	BH07039	BH07039	BH07039	BH07039	BH07039	BH07039
		Sample Depth Range	8	1	1	10	11	12	12	13	14
		Sample Date	15/01/2020	12/02/2020	12/02/2020	17/02/2020	17/02/2020	17/02/2020	17/02/2020	17/02/2020	17/02/2020
		Matrix Description	LQM S4UL Public Open Space (POS) Residential - 1% SOM								
		C4SL Public Open Space (POS) Residential									
Chem Group	ChemName	output unit	EQL								
SVOC	Benzyl alcohol	mg/kg	0.5	-	-	-	-	-	-	-	-
	Diphenyl ether	mg/kg	0.1	-	-	-	-	-	-	-	-
	4-bromophenyl phenyl ether	mg/kg	0.1	-	-	-	-	-	-	-	-
	4-nitroaniline	mg/kg	0.1	-	-	-	-	-	-	-	-
	4-nitrophenol	mg/kg	0.1	-	-	-	-	-	-	-	-
	1,1-Biohexyl	mg/kg	0.1	-	-	-	-	-	-	-	-
	1,2,3,4-tetrachlorobenzene	mg/kg	0.001	830	-	-	-	-	-	-	-
	1-Methylnaphthalene	mg/kg	0.1	-	-	-	-	-	-	-	-
	2,4,5-trichlorophenol	mg/kg	0.1	-	-	-	-	-	-	-	-
	2,4,6-trichlorophenol	mg/kg	0.1	-	-	-	-	-	-	-	-
	2,4-dichlorophenol	mg/kg	0.1	-	-	-	-	-	-	-	-
	2,4-dimethylphenol	mg/kg	0.1	-	-	-	-	-	-	-	-
	2,4-dinitrophenol	mg/kg	0.5	-	-	-	-	-	-	-	-
	2,4-dinitrotoluene	mg/kg	0.1	-	-	-	-	-	-	-	-
	2,6-dinitrotoluene	mg/kg	0.1	-	-	-	-	-	-	-	-
	2-chloronaphthalene	mg/kg	0.1	-	-	-	-	-	-	-	-
	2-chlorophenol	mg/kg	0.1	-	-	-	-	-	-	-	-
	2-methylnaphthalene	mg/kg	0.1	-	-	-	-	-	-	-	-
	2-methylphenol	mg/kg	0.1	-	-	-	-	-	-	-	-
	2-nitroaniline	mg/kg	0.1	-	-	-	-	-	-	-	-
	2-nitrophenol	mg/kg	0.1	-	-	-	-	-	-	-	-
	3-nitroaniline	mg/kg	0.1	-	-	-	-	-	-	-	-
	4,6-Dinitro-2-methylphenol	mg/kg	0.2	-	-	-	-	-	-	-	-
	4-chloro-3-methylphenol	mg/kg	0.1	-	-	-	-	-	-	-	-
	4-chloroaniline	mg/kg	0.1	-	-	-	-	-	-	-	-
	4-chlorophenol	mg/kg	0.5	620	-	-	-	-	-	-	-
	4-chlorophenyl phenyl ether	mg/kg	0.1	-	-	-	-	-	-	-	-
	4-methylphenol	mg/kg	0.1	-	-	-	-	-	-	-	-
	Azobenzene	mg/kg	0.1	-	-	-	-	-	-	-	-
	Benzoic Acid	mg/kg	0.5	-	-	-	-	-	-	-	-
	Bis(2-chlorophenoxy) methane	mg/kg	0.1	-	-	-	-	-	-	-	-
	Bis(2-chloroethyl) ether	mg/kg	0.1	-	-	-	-	-	-	-	-
	Bis(2-chloroisopropyl) ether	mg/kg	0.1	-	-	-	-	-	-	-	-
	Bis(2-ethylhexyl) phthalate	mg/kg	0.1	-	-	-	-	-	-	-	-
	Butyl benzyl phthalate	mg/kg	0.1	-	-	-	-	-	-	-	-
	Cabazole	mg/kg	0.1	-	-	-	-	-	-	-	-
	Dibenzofuran	mg/kg	0.1	-	-	-	-	-	-	-	-
	Diethylphthalate	mg/kg	0.1	-	-	-	-	-	-	-	-
	Dimethyl phthalate	mg/kg	0.1	-	-	-	-	-	-	-	-
	Di-n-butyl phthalate	mg/kg	0.1	-	-	-	-	-	-	-	-
	Di-n-octyl phthalate	mg/kg	0.1	-	-	-	-	-	-	-	-
	Hexachlorobenzene	mg/kg	0.002	16	-	-	-	-	-	-	-
	Hexachlorocyclopentadiene	mg/kg	0.1	-	-	-	-	-	-	-	-
	Hexachloroethane	mg/kg	0.1	-	-	-	-	-	-	-	-
	Isophorone	mg/kg	0.1	-	-	-	-	-	-	-	-
	Nitrobenzene	mg/kg	0.1	-	-	-	-	-	-	-	-
	N-nitrosodi-n-propylamine	mg/kg	0.1	-	-	-	-	-	-	-	-
n-Nitrosodiphenylamine	mg/kg	0.1	-	-	-	-	-	-	-	-	
Pentachlorobenzene	mg/kg	0.001	100	-	-	-	-	-	-	-	
Pentachloronitrobenzene	mg/kg	0.05	-	-	-	-	-	-	-	-	
Pentachlorophenol	mg/kg	0.1	60	-	-	-	-	-	-	-	
PCB	PCB-110	mg/kg	-	-	-	-	-	-	-	-	-
	PCB-128	mg/kg	-	-	-	-	-	-	-	-	-
	PCB-141	mg/kg	-	-	-	-	-	-	-	-	-
	PCB-149	mg/kg	-	-	-	-	-	-	-	-	-
	PCB-151	mg/kg	-	-	-	-	-	-	-	-	-
	PCB-158	mg/kg	-	-	-	-	-	-	-	-	-
	PCB-170	mg/kg	-	-	-	-	-	-	-	-	-
	PCB-18	mg/kg	-	-	-	-	-	-	-	-	-
	PCB-183	mg/kg	-	-	-	-	-	-	-	-	-
	PCB-187	mg/kg	-	-	-	-	-	-	-	-	-
	PCB-194	mg/kg	-	-	-	-	-	-	-	-	-
	PCB-31	mg/kg	-	-	-	-	-	-	-	-	-
	PCB-44	mg/kg	-	-	-	-	-	-	-	-	-
	PCB-49	mg/kg	-	-	-	-	-	-	-	-	-
	2,2,4,4-tetrachloro-1,1-Biphenyl	mg/kg	-	-	-	-	-	-	-	-	-
	2,3,4,4-tetrachloro-1,1-Biphenyl	mg/kg	-	-	-	-	-	-	-	-	-
	Heptachlorobiphenyl, 2,3,3,4,4,5,5- (PCB 189)	mg/kg	0.003	<0.005	-	-	-	-	-	-	-
	Hexachlorobiphenyl, 2,3,3,4,4,5- (PCB 156)	mg/kg	0.003	<0.005	-	-	-	-	-	-	-
	Hexachlorobiphenyl, 2,3,3,4,4,5- (PCB 157)	mg/kg	0.003	<0.005	-	-	-	-	-	-	-
	Hexachlorobiphenyl, 2,3,4,4,5,5- (PCB 167)	mg/kg	0.003	<0.005	-	-	-	-	-	-	-
	Hexachlorobiphenyl, 3,3,4,4,5,5- (PCB 169)	mg/kg	0.003	<0.005	-	-	-	-	-	-	-
	PCB 101	mg/kg	0.003	<0.005	-	-	-	-	-	-	-
	PCB 118	mg/kg	0.003	<0.005	-	-	-	-	-	-	-
	PCB 138	mg/kg	0.003	<0.005	-	-	-	-	-	-	-
	PCB 153	mg/kg	0.003	<0.005	-	-	-	-	-	-	-
	PCB 160	mg/kg	0.003	<0.005	-	-	-	-	-	-	-
	PCB 26	mg/kg	0.003	<0.005	-	-	-	-	-	-	-
PCB 52	mg/kg	0.003	<0.005	-	-	-	-	-	-	-	
Pentachlorobiphenyl, 2,3,3,4,4- (PCB 105)	mg/kg	0.003	<0.005	-	-	-	-	-	-	-	
Pentachlorobiphenyl, 2,3,3,4,4,5- (PCB 114)	mg/kg	0.003	<0.005	-	-	-	-	-	-	-	
Pentachlorobiphenyl, 2,3,4,4,5- (PCB 123)	mg/kg	0.003	<0.005	-	-	-	-	-	-	-	
Pentachlorobiphenyl, 3,3,4,4,5- (PCB 126)	mg/kg	0.003	<0.005	-	-	-	-	-	-	-	
Tetrachlorobiphenyl, 3,3,4,4- (PCB 77)	mg/kg	0.003	<0.005	-	-	-	-	-	-	-	
Tetrachlorobiphenyl, 3,4,4,5- (PCB 81)	mg/kg	0.003	<0.005	-	-	-	-	-	-	-	
Total PCB 7 congeners	mg/kg	0.021	-	-	-	-	-	-	-	-	
Total PCB WHO 12	mg/kg	0.036	-	-	-	-	-	-	-	-	

		Field ID	BH07038-X-8.00-ES-200115	BH07039-X-1.00-ES-200212	BH07039-X-1.00-ES-200212	BH07039-X-10.00-ES-200217	BH07039-X-11.00-ES-200217	BH07039-X-12.00-ES-200217	BH07039-X-12.00-ES55-200217	BH07039-X-13.00-ES-200217	BH07039-X-14.00-ES-200217
		Location Code	BH07038	BH07039	BH07039	BH07039	BH07039	BH07039	BH07039	BH07039	BH07039
		Sample Depth Range	8	1	1	10	11	12	12	13	14
		Sample Date	15/01/2020	12/02/2020	12/02/2020	17/02/2020	17/02/2020	17/02/2020	17/02/2020	17/02/2020	17/02/2020
		Matrix Description	LQM S4UL Public Open Space (POS) Residential - 1% SOM								
		C4SL Public Open Space (POS) Residential									
Chem Group	ChemName	output unit	EQL								
Phenolics	Xenonols	mg/kg	0.015	-	-	-	-	-	-	-	-
	Phenol Index	mg/kg	0.5	<0.5	<0.5	<0.5	<0.5	<0.5	<0.5	<0.5	<0.5
	3-84-methylphenol	mg/kg	0.1	-	-	-	-	-	-	-	-
	Cresol Total	mg/kg	0.01	-	-	-	-	-	-	-	-
	Phenol	mg/kg	0.01	-	-	-	-	-	-	-	-
Organofins	Phenols Monochydric	mg/kg	0.035	-	-	-	-	-	-	-	-
	Dibutyltin	mg/kg	-	-	-	-	-	-	-	-	-
	Monophenyltin	mg/kg	-	-	-	-	-	-	-	-	-
	Diphenyltin	mg/kg	-	-	-	-	-	-	-	-	-
	Monobutyltin	mg/kg	-	-	-	-	-	-	-	-	-
Pesticides	Tetrabutyltin	mg/kg	0.001	<0.005	-	-	-	-	-	-	-
	Tributyltin	mg/kg	-	-	-	-	-	-	-	-	-
	Triphenyltin	mg/kg	-	-	-	-	-	-	-	-	-
	Etrimefos	mg/kg	0.002	-	-	-	-	-	-	-	-
	Hepatachlor epoxide	mg/kg	0.002	-	-	-	-	-	-	-	-
Pesticides	Methachlorpos	mg/kg	0.002	-	-	-	-	-	-	-	-
	Propetamphos	mg/kg	0.002	-	-	-	-	-	-	-	-
	Simetryn	mg/kg	0.05	-	-	-	-	-	-	-	-
	Sodium Acifluorfen	mg/kg	-	-	-	-	-	-	-	-	-
	Tosazene	mg/kg	0.003	-	-	-	-	-	-	-	-
	2,4,5-TP (Silvex)	mg/kg	-	-	-	-	-	-	-	-	-
	Hedonal	mg/kg	-	-	-	-	-	-	-	-	-
	2,4-DDT	mg/kg	0.003	-	-	-	-	-	-	-	-
	2,4-Dichloroac	mg/kg	-	-	-	-	-	-	-	-	-
	4-(2,4-Dichlorophenoxy)butyric Acid (2,4-DB)	mg/kg	-	-	-	-	-	-	-	-	-
	4,4-DDE	mg/kg	0.005	-	-	-	-	-	-	-	-
	4-Chlorophenoxy acetic acid	mg/kg	-	-	-	-	-	-	-	-	-
	a-BHC	mg/kg	0.002	24	-	-	-	-	-	-	-
	Aldrin	mg/kg	0.002	18	-	-	-	-	-	-	-
	Ametryn	mg/kg	0.05	-	-	-	-	-	-	-	-
	Acetyl (hexnill)	mg/kg	-	-	-	-	-	-	-	-	-
	Atraton	mg/kg	0.05	-	-	-	-	-	-	-	-
	Atrazine	mg/kg	0.05	1200	-	-	-	-	-	-	-
	Azinophos methyl	mg/kg	0.005	-	-	-	-	-	-	-	-
	b-BHC	mg/kg	0.002	8.1	-	-	-	-	-	-	-
	Bentazone	mg/kg	0.1	-	-	-	-	-	-	-	-
	Bromoxnill	mg/kg	-	-	-	-	-	-	-	-	-
	Carbofenthoion	mg/kg	0.003	-	-	-	-	-	-	-	-
	chlordan	mg/kg	0.002	-	-	-	-	-	-	-	-
	Chlordane (cis)	mg/kg	0.002	-	-	-	-	-	-	-	-
	Azinphos Ethyl	mg/kg	0.005	-	-	-	-	-	-	-	-
	Chlordane (trans)	mg/kg	0.05	-	-	-	-	-	-	-	-
	Chlorfenvinphos	mg/kg	0.003	-	-	-	-	-	-	-	-
	Chlorotoluron	mg/kg	-	-	-	-	-	-	-	-	-
	Chlorovifos	mg/kg	0.002	-	-	-	-	-	-	-	-
	Chlorpyrifos-methyl	mg/kg	0.002	-	-	-	-	-	-	-	-
	Cyanazine	mg/kg	-	-	-	-	-	-	-	-	-
	d-BHC	mg/kg	0.002	-	-	-	-	-	-	-	-
	DDD	mg/kg	0.005	-	-	-	-	-	-	-	-
	DDT	mg/kg	0.005	-	-	-	-	-	-	-	-
	Chlorfalonil	mg/kg	0.002	-	-	-	-	-	-	-	-
	Diazinon	mg/kg	0.001	-	-	-	-	-	-	-	-
	Dicamba	mg/kg	-	-	-	-	-	-	-	-	-
	Dichlobenil	mg/kg	0.001	-	-	-	-	-	-	-	-
	cis-Permethrin	mg/kg	0.003	-	-	-	-	-	-	-	-
	Dichlorvos	mg/kg	0.002	16	-	-	-	-	-	-	-
	Diclofop	mg/kg	-	-	-	-	-	-	-	-	-
	Dieldrin	mg/kg	0.005	18	-	-	-	-	-	-	-
	Dimethoate	mg/kg	0.003	-	-	-	-	-	-	-	-
	Dinoseb	mg/kg	-	-	-	-	-	-	-	-	-
	Diuron	mg/kg	-	-	-	-	-	-	-	-	-
	Endosulfan I	mg/kg	0.001	1200	-	-	-	-	-	-	-
	Endosulfan II	mg/kg	0.01	-	-	-	-	-	-	-	-
	Endosulfan sulphate	mg/kg	0.005	-	-	-	-	-	-	-	-
	Endrin	mg/kg	0.003	-	-	-	-	-	-	-	-
Endrin ketone	mg/kg	0.03	-	-	-	-	-	-	-	-	
Ethion	mg/kg	0.003	-	-	-	-	-	-	-	-	
Fenitrothion	mg/kg	0.005	-	-	-	-	-	-	-	-	
Fenithion	mg/kg	0.01	-	-	-	-	-	-	-	-	
Fluroxypyr	mg/kg	0.1	-	-	-	-	-	-	-	-	

		Field ID	BH07038-X-8.00-ES-200115	BH07039-X-1.00-ES-200212	BH07039-X-1.00-ES-200212	BH07039-X-10.00-ES-200217	BH07039-X-11.00-ES-200217	BH07039-X-12.00-ES-200217	BH07039-X-12.00-ES-200217	BH07039-X-13.00-ES-200217	BH07039-X-14.00-ES-200217	
		Location Code	BH07038	BH07039	BH07039	BH07039	BH07039	BH07039	BH07039	BH07039	BH07039	
		Sample Depth Range	8	1	1	10	11	12	12	13	14	
		Sampled Date Time	15/01/2020	12/02/2020	12/02/2020	17/02/2020	17/02/2020	17/02/2020	17/02/2020	17/02/2020	17/02/2020	
		Matrix Description	LQM S4UL Public Open Space (POS) Residential - 1% SOM									
		C4SL Public Open Space (POS) Residential										
Chem Group	ChemName	output unit	EQL									
	g-BHC (Lindane)	mg/kg	0.001	-	-	-	-	-	-	-	-	
	Heptachlor	mg/kg	0.003	-	-	-	-	-	-	-	-	
	Isodrin	mg/kg	0.002	-	-	-	-	-	-	-	-	
	Isoproturon	mg/kg	-	-	-	-	-	-	-	-	-	
	Linuron	mg/kg	-	-	-	-	-	-	-	-	-	
	Malathion	mg/kg	0.002	-	-	-	-	-	-	-	-	
	2-Methyl-4-chlorophenoxyacetic acid	mg/kg	-	-	-	-	-	-	-	-	-	
	2-Methyl-4-Chlorophenoxy Butanoic Acid	mg/kg	-	-	-	-	-	-	-	-	-	
	Meconop	mg/kg	-	-	-	-	-	-	-	-	-	
	Methoxychlor	mg/kg	0.005	-	-	-	-	-	-	-	-	
	Methyl parathion	mg/kg	0.01	-	-	-	-	-	-	-	-	
	Mevinphos (Phosdrin)	mg/kg	0.002	-	-	-	-	-	-	-	-	
	o,p-DDD	mg/kg	0.005	-	-	-	-	-	-	-	-	
	o,p'-DDE	mg/kg	0.002	-	-	-	-	-	-	-	-	
	o,p'-Methoxychlor	mg/kg	0.05	-	-	-	-	-	-	-	-	
	Parathion	mg/kg	0.005	-	-	-	-	-	-	-	-	
	Pendimethalin	mg/kg	0.01	-	-	-	-	-	-	-	-	
	Permethrin	mg/kg	0.05	-	-	-	-	-	-	-	-	
	Permethrin II	mg/kg	0.003	-	-	-	-	-	-	-	-	
	Phorate	mg/kg	0.01	-	-	-	-	-	-	-	-	
	Priniphos-methyl	mg/kg	0.002	-	-	-	-	-	-	-	-	
	Priniphos-ethyl	mg/kg	0.002	-	-	-	-	-	-	-	-	
	Prometon	mg/kg	0.05	-	-	-	-	-	-	-	-	
	Prometryn	mg/kg	0.05	-	-	-	-	-	-	-	-	
	Pronamide	mg/kg	0.002	-	-	-	-	-	-	-	-	
	Propazine	mg/kg	0.05	-	-	-	-	-	-	-	-	
	Propiconazole	mg/kg	-	-	-	-	-	-	-	-	-	
	Propoxycarbazono-sodium	mg/kg	-	-	-	-	-	-	-	-	-	
	Simazine	mg/kg	0.05	-	-	-	-	-	-	-	-	
	Terbutryn	mg/kg	0.05	-	-	-	-	-	-	-	-	
	Terbutylazine	mg/kg	0.05	-	-	-	-	-	-	-	-	
	Phosalone	mg/kg	0.005	-	-	-	-	-	-	-	-	
	Phosphamidon	mg/kg	0.005	-	-	-	-	-	-	-	-	
	Triadimefon	mg/kg	0.002	-	-	-	-	-	-	-	-	
	Triallate	mg/kg	0.002	-	-	-	-	-	-	-	-	
	Triclopyr	mg/kg	0.1	-	-	-	-	-	-	-	-	
	Triclosan	mg/kg	-	-	-	-	-	-	-	-	-	
	Trifluralin	mg/kg	0.01	-	-	-	-	-	-	-	-	
	Tebuconazole	mg/kg	-	-	-	-	-	-	-	-	-	
	Telodrin	mg/kg	0.05	-	-	-	-	-	-	-	-	
	Triazophos	mg/kg	0.003	-	-	-	-	-	-	-	-	
SVOC TIC	SVOC TICs - Detect	Detect	-	-	-	-	-	-	-	-	-	
	Anthraquinone 9,10-	mg/kg	-	-	-	-	-	-	-	-	-	
	SVOC Tentatively Identified Compounds	mg/kg	0.1	-	-	-	-	-	-	-	-	
	Aniline	mg/kg	0.3	-	-	-	-	-	-	-	-	
VOC TIC	VOC TICs - Detect	Detect	-	-	-	-	-	-	-	-	-	
	VOC Tentatively Identified Compounds	mg/kg	0.05	-	-	-	-	-	-	-	-	
	Freon 113	mg/kg	0.005	-	-	-	-	-	-	-	-	
Other	Temperature	°C	-	-	-	-	-	-	-	-	-	
	Conductivity @ 20°C	µS/cm	14	-	-	-	-	-	-	-	-	
	% Stones >4mm	%	0	0	0	0	0	0	0	0	0	
	Fraction of non-crushable material	%	0	0	0	0	0	0	0	0	0	
	Moisture Content (dried @35°C)	%	-	-	-	-	-	-	-	-	-	
	Moisture Content 105C	%	0.1	47	27.2	27.8	47.5	51.4	51.1	53.6	66.8	
	pH (Lab)	pH Units	1	8	9.3	9.1	9.2	9.2	8.3	7.8	8.3	
	Stone Content	%	0.1	0	6	4.8	3.8	0	4.8	0	0	
	Total Organic Carbon	%	0.02	6.4	0.55	0.58	3.04	3.19	1.94	1.81	13.3	
											6.1	

**Env Stds Comments**  
 #1:GAC is only presented as speciated chromium. 7.7mg/kg is used for hexavalent. If hexavalent chromium (CVI) data is available, a value of 1,500mg/kg r  
 #2:C4SL for lead adopted  
 #3:GAC only presented as speciated mercury. 16mg/kg is used for elemental mercury. If the CSM indicates that elemental mercury is not a CoC and mercury  
 #4:Updated S4UL for nickel  
 #5:S4UL exceeds solubility saturation limit  
 #6:Criteria derived for Al<sup>3</sup>-C16-C35 split between Al<sup>3</sup>-C16-21 & Al<sup>3</sup>-C21-35. Requires summation of fractions to use Al<sup>3</sup>-C16-C35 criteria.  
 #7:Criteria presented is for p-xylene. A separate value is presented for o-xylene.  
 #8:S4UL based on a threshold protective of direct skin contact with phenol

**Legend**

38.2	Results exceeds GAC.
<50	Results MDL is greater than GAC.
NAD	No asbestos detected.
-	Determinand has not been tested for.

**Notes**  
 A range is given where a determinand has been analysed for by more than one method.





Chem Group	ChemName	output unit	EQL	Matrix Description													
				C4SL Public Open Space (POS)		LQM S4UL Public Open Space (POS)		Residential - 1% SOM									
				Field ID	Location Code	Sample Depth	Range	Sampled Date	17/02/2020	21/02/2020	24/02/2020	12/02/2020	25/02/2020	27/02/2020	06/03/2020	06/03/2020	13/02/2020
TPH	>C6-C8	mg/kg	0.02	-	-	-	-	<0.2	-	-	-	-	-	-	-	-	<0.2
	>C6-C7	mg/kg	0.02	-	-	-	-	<0.2	-	-	-	-	-	-	-	-	<0.2
	>C7-C8	mg/kg	0.02	-	-	-	-	<0.2	-	-	-	-	-	-	-	-	<0.2
	>C6-C9	mg/kg	0.2	-	-	-	-	<0.2	-	-	-	-	-	-	-	-	<0.2
	>C8-C10	mg/kg	0.02	8.49	2.04	<0.2	<0.2	<0.2	<0.2	<0.2	<0.2	2.65	<0.2	<0.2	<0.2	<0.2	<0.2
	>C10-C12	mg/kg	0.02	<2	<2	<2	<2	<2	<2	<2	<2	<2	<2	<2	<2	<2	<2
	>C12-C16	mg/kg	2	<2	<2	<2	<2	<2	<2	<2	<2	<2	<2	<2	<2	<2	<2
	>C16-C21	mg/kg	2	2.43	2.54	3.62	-	-	-	-	-	-	4.24	2.94	3.81	-	-
	>C21-C28	mg/kg	35	-	-	-	-	-	-	-	-	-	-	-	-	-	-
	>C21-C35	mg/kg	4.38	13	5.31	17.8	-	-	-	-	17.7	8.28	7.36	13.5	-	-	-
	>C28-C35	mg/kg	35	-	-	-	-	-	-	-	-	-	-	-	-	-	-
	>C31-C40	mg/kg	10	17.4	<10	20.8	-	-	-	-	24.1	-	<10	<10	16.4	-	-
	>C35-C40	mg/kg	35	-	-	-	-	-	-	-	-	-	-	-	-	-	-
	GRO >C5-10	mg/kg	0.02	-	-	-	-	-	-	-	-	-	-	-	-	-	-
	TPH >C8-C40	mg/kg	10	<29.5	<13.2	<25.3	-	-	-	<29.5	<14.8	<17.2	<23	<23	-	-	-
	EPH >C5-40	mg/kg	35	-	-	-	-	-	-	-	-	-	-	-	-	-	-
	EPH >C10-40	mg/kg	35	-	-	-	-	-	-	-	-	-	-	-	-	-	-
	GRO	mg/kg	0.2	-	-	-	-	-	<0.2	-	-	-	-	-	-	-	-
GRO >C5-12	mg/kg	0.1	-	-	-	-	-	-	-	-	-	-	-	-	-	0.227	
TPH by GC/ED (AR)	mg/kg	10	29.3	13	25.1	-	-	-	29.3	14.6	-	-	-	22.8	-	-	
BTEX and MTBE	Benzene	mg/kg	0.001	140	72	-	-	<0.01 - 0.002	29.3	14.6	17	22.8	-	-	-	<0.01 - 0.008	
	Toluene	mg/kg	0.005	-	56000	-	-	<0.005	-	-	-	-	-	-	-	<0.005	
	Ethylbenzene	mg/kg	0.002	-	24000	-	-	<0.01	-	-	-	-	-	-	-	<0.01	
	Xylene (m & o)	mg/kg	0.004	-	41000	-	-	<0.004	-	-	-	-	-	-	-	0.008	
	Xylene (o)	mg/kg	0.002	-	-	-	-	<0.002	-	-	-	-	-	-	-	0.007	
	Xylene Total	mg/kg	0.02	-	-	-	-	<0.03	-	-	-	-	-	-	-	<0.03	
	MTBE	mg/kg	0.001	-	-	-	-	-	-	-	-	-	-	-	-	-	
	Total BTEX	mg/kg	0.04	-	-	-	-	-	-	-	-	-	-	-	-	-	
VOC	Styrene	mg/kg	0.001	-	-	-	-	-	-	-	-	-	-	-	-	-	
	cis-1,3-dichloroethene	mg/kg	0.001	-	-	-	-	-	-	-	-	-	-	-	-	-	
	trans-1,3-dichloroethene	mg/kg	0.001	-	-	-	-	-	-	-	-	-	-	-	-	-	
	1,1,1,2-tetrachloroethane	mg/kg	0.001	1400	-	-	-	-	-	-	-	-	-	-	-	-	
	1,1,1-trichloroethane	mg/kg	0.001	140000	-	-	-	-	-	-	-	-	-	-	-	-	
	1,1,2,2-tetrachloroethane	mg/kg	0.001	1400	-	-	-	-	-	-	-	-	-	-	-	-	
	1,1,2-dichloroethane	mg/kg	0.001	-	-	-	-	-	-	-	-	-	-	-	-	-	
	1,1-dichloroethane	mg/kg	0.001	-	-	-	-	-	-	-	-	-	-	-	-	-	
	1,1-dichloroethene	mg/kg	0.001	-	-	-	-	-	-	-	-	-	-	-	-	-	
	1,1-dichloroethene	mg/kg	0.001	-	-	-	-	-	-	-	-	-	-	-	-	-	
	1,2-dichloroethane	mg/kg	0.001	-	-	-	-	-	-	-	-	-	-	-	-	-	
	1,2-dichloroethene	mg/kg	0.001	-	-	-	-	-	-	-	-	-	-	-	-	-	
	1,2-dichloroethene	mg/kg	0.001	29	-	-	-	-	-	-	-	-	-	-	-	-	
	1,3,5-trimethylbenzene	mg/kg	0.001	-	-	-	-	-	-	-	-	-	-	-	-	-	
	1,3-dichloropropane	mg/kg	0.001	-	-	-	-	-	-	-	-	-	-	-	-	-	
	2,2-dichloropropane	mg/kg	0.001	-	-	-	-	-	-	-	-	-	-	-	-	-	
	2-chlorotoluene	mg/kg	0.001	-	-	-	-	-	-	-	-	-	-	-	-	-	
	4-chlorotoluene	mg/kg	0.001	-	-	-	-	-	-	-	-	-	-	-	-	-	
	Bromobenzene	mg/kg	0.001	-	-	-	-	-	-	-	-	-	-	-	-	-	
	Bromochloromethane	mg/kg	0.001	-	-	-	-	-	-	-	-	-	-	-	-	-	
	Bromodichloromethane	mg/kg	0.001	-	-	-	-	-	-	-	-	-	-	-	-	-	
	Bromoforn	mg/kg	0.001	-	-	-	-	-	-	-	-	-	-	-	-	-	
	Bromomethane	mg/kg	0.001	-	-	-	-	-	-	-	-	-	-	-	-	-	
	Carbon disulfide	mg/kg	0.007	11000	-	-	-	-	-	-	-	-	-	-	-	-	
	Carbon tetrachloride	mg/kg	0.001	890	-	-	-	-	-	-	-	-	-	-	-	-	
	Chlorobromomethane	mg/kg	0.001	-	-	-	-	-	-	-	-	-	-	-	-	-	
	Chloroethane	mg/kg	0.002	-	-	-	-	-	-	-	-	-	-	-	-	-	
	Chloroform	mg/kg	0.001	2500	-	-	-	-	-	-	-	-	-	-	-	-	
	Chloromethane	mg/kg	0.003	-	-	-	-	-	-	-	-	-	-	-	-	-	
	cis-1,2-dichloroethene	mg/kg	0.005	-	-	-	-	-	-	-	-	-	-	-	-	-	
	Dibromomethane	mg/kg	0.001	-	-	-	-	-	-	-	-	-	-	-	-	-	
	Dichlorodifluoromethane	mg/kg	0.001	-	-	-	-	-	-	-	-	-	-	-	-	-	
	Dichloromethane	mg/kg	0.01	-	-	-	-	-	-	-	-	-	-	-	-	-	
	Isopropylbenzene	mg/kg	0.001	-	-	-	-	-	-	-	-	-	-	-	-	-	
	n-butylbenzene	mg/kg	0.001	-	-	-	-	-	-	-	-	-	-	-	-	-	
	n-propylbenzene	mg/kg	0.001	-	-	-	-	-	-	-	-	-	-	-	-	-	
	p-isocrotyltoluene	mg/kg	0.001	-	-	-	-	-	-	-	-	-	-	-	-	-	
	sec-butylbenzene	mg/kg	0.001	-	-	-	-	-	-	-	-	-	-	-	-	-	
	Trichloroethene	mg/kg	0.001	120	-	-	-	-	-	-	-	-	-	-	-	-	
	tert-butylbenzene	mg/kg	0.001	-	-	-	-	-	-	-	-	-	-	-	-	-	
	Tetrachloroethene	mg/kg	0.003	1400	-	-	-	-	-	-	-	-	-	-	-	-	
	trans-1,2-dichloroethene	mg/kg	0.001	-	-	-	-	-	-	-	-	-	-	-	-	-	
Trichlorofluoromethane	mg/kg	0.001	-	-	-	-	-	-	-	-	-	-	-	-	-		
Vinyl chloride	mg/kg	0.001	3.5	-	-	-	-	-	-	-	-	-	-	-	-		
tert-Amyl methyl ether	mg/kg	0.01	-	-	-	-	-	-	-	-	-	-	-	-	-		
VOC/SVOC	1,2,3-trichlorobenzene	mg/kg	0.001	-	1800	-	-	-	-	-	-	-	-	-	-	-	
	1,2,4-trichlorobenzene	mg/kg	0.003	-	15000	-	-	-	-	-	-	-	-	-	-	-	
	1,2-dichlorobenzene	mg/kg	0.001	-	90000	-	-	-	-	-	-	-	-	-	-	-	
	1,3,5-Trichlorobenzene	mg/kg	0.001	-	1700	-	-	-	-	-	-	-	-	-	-	-	
	1,3-dichlorobenzene	mg/kg	0.001	-	300	-	-	-	-	-	-	-	-	-	-	-	
	1,4-dichlorobenzene	mg/kg	0.001	-	17000	-	-	-	-	-	-	-	-	-	-	-	
Chlorobenzene	mg/kg	0.001	11000	-	-	-	-	-	-	-	-	-	-	-	-		
Hexachlorobutadiene	mg/kg	0.002	25	-	-	-	-	-	-	-	-	-	-	-	-		

		Field ID	BH07038-X-15.00-ES-200217	BH07038-X-16.00-ES-200221	BH07038-X-18.00-ES-200224	BH07038-X-2.00-ES-200212	BH07038-X-20.00-ES-200225	BH07038-X-29.00-ES-200227	BH07038-X-32.60-ES-200305	BH07038-X-43.60-ES-200306	BH07038-X-7.00-ES32-200213
		Location Code	BH07039	BH07039	BH07039	BH07039	BH07039	BH07039	BH07039	BH07039	BH07039
		Sample Depth Range	15	16	18	2	20	29	32.6	43.6	7
		Sampled Date Time	17/02/2020	21/02/2020	24/02/2020	12/02/2020	25/02/2020	27/02/2020	05/03/2020	06/03/2020	13/02/2020
		Matrix Description	LQM S4UL Public Open Space (POS) Residential - 1% SOM								
		C4SL Public Open Space (POS) Residential									
Chem Group	ChemName	output unit	EQ1								
SVOC	Benzyl alcohol	mg/kg	0.5								
	Diphenyl ether	mg/kg	0.1								
	4-bromophenyl phenyl ether	mg/kg	0.1								
	4-nitroaniline	mg/kg	0.1								
	4-nitrophenol	mg/kg	0.1								
	1,1-Biohenvl	mg/kg	0.1								
	1,2,3,4-tetrachlorobenzene	mg/kg	0.001	830							
	1-Methylvinthalene	mg/kg	0.1								
	2,4,5-trichlorophenol	mg/kg	0.1								
	2,4,6-trichlorophenol	mg/kg	0.1								
	2,4-dichlorophenol	mg/kg	0.1								
	2,4-dimethylphenol	mg/kg	0.1								
	2,4-dinitrophenol	mg/kg	0.5								
	2,4-dinitrotoluene	mg/kg	0.1								
	2,6-dinitrotoluene	mg/kg	0.1								
	2-chloronaphthalene	mg/kg	0.1								
	2-chlorophenol	mg/kg	0.1								
	2-methylnaphthalene	mg/kg	0.1								
	2-methylphenol	mg/kg	0.1								
	2-nitroaniline	mg/kg	0.1								
	2-nitrophenol	mg/kg	0.1								
	3-nitroaniline	mg/kg	0.1								
	4,6-Dinitro-2-methylphenol	mg/kg	0.2								
	4-chloro-3-methylphenol	mg/kg	0.1								
	4-chloroaniline	mg/kg	0.1								
	4-chlorophenol	mg/kg	0.5	620							
	4-chlorophenyl phenyl ether	mg/kg	0.1								
	4-methylphenol	mg/kg	0.1								
	Azobenzene	mg/kg	0.1								
	Benzic Acid	mg/kg	0.5								
	Bis(2-chloroethoxy) methane	mg/kg	0.1								
	Bis(2-chloroethyl) ether	mg/kg	0.1								
	Bis(2-chloroisopropyl) ether	mg/kg	0.1								
	Bis(2-ethylhexyl) phthalate	mg/kg	0.1								
	Butyl benzyl phthalate	mg/kg	0.1								
	Cabazole	mg/kg	0.1								
	Dibenzofuran	mg/kg	0.1								
	Diethylphthalate	mg/kg	0.1								
	Dimethyl phthalate	mg/kg	0.1								
	Di-n-butyl phthalate	mg/kg	0.1								
	Di-n-octyl phthalate	mg/kg	0.1								
	Hexachlorobenzene	mg/kg	0.002	16							
	Hexachlorocyclopentadiene	mg/kg	0.1								
	Hexachloroethane	mg/kg	0.1								
	Isochlorone	mg/kg	0.1								
	Nitrobenzene	mg/kg	0.1								
	N-nitrosodi-n-propylamine	mg/kg	0.1								
n-Nitrosodiphenylamine	mg/kg	0.1									
Pentachlorobenzene	mg/kg	0.001	100								
Pentachloronitrobenzene	mg/kg	0.05									
Pentachlorophenol	mg/kg	0.1	60								
PCB	PCB-110	mg/kg									
	PCB-128	mg/kg									
	PCB-141	mg/kg									
	PCB-149	mg/kg									
	PCB-151	mg/kg									
	PCB-158	mg/kg									
	PCB-170	mg/kg									
	PCB-18	mg/kg									
	PCB-183	mg/kg									
	PCB-187	mg/kg									
	PCB-194	mg/kg									
	PCB-31	mg/kg									
	PCB-44	mg/kg									
	PCB-49	mg/kg									
	2,2,4-tetrachloro-1,1-Biphenvl	mg/kg									
	2,3,4,4-tetrachloro-1,1-Biphenvl	mg/kg									
	Heptachlorobiphenvl, 2,3,3,4,4,5,5- (PCB 189)	mg/kg	0.003								
	Hexachlorobiphenvl, 2,3,3,4,4,5,5- (PCB 156)	mg/kg	0.003								
	Hexachlorobiphenvl, 2,3,3,4,4,5,5- (PCB 157)	mg/kg	0.003								
	Hexachlorobiphenvl, 2,3,4,4,5,5,5- (PCB 167)	mg/kg	0.003								
	Hexachlorobiphenvl, 3,3,4,4,5,5,5- (PCB 169)	mg/kg	0.003								
	PCB 101	mg/kg	0.003								
	PCB 118	mg/kg	0.003								
	PCB 138	mg/kg	0.003								
	PCB 153	mg/kg	0.003								
	PCB 160	mg/kg	0.003								
	PCB 26	mg/kg	0.003								
	PCB 52	mg/kg	0.003								
	Pentachlorobiphenvl, 2,3,3,4,4- (PCB 105)	mg/kg	0.003								
	Pentachlorobiphenvl, 2,3,3,4,4,5- (PCB 114)	mg/kg	0.003								
	Pentachlorobiphenvl, 2,3,4,4,5,5- (PCB 123)	mg/kg	0.003								
	Pentachlorobiphenvl, 3,3,4,4,5,5- (PCB 126)	mg/kg	0.003								
	Tetrachlorobiphenvl, 3,3,4,4- (PCB 77)	mg/kg	0.003								
Tetrachlorobiphenvl, 3,4,4,5- (PCB 81)	mg/kg	0.003									
Total PCB 7 congeners	mg/kg	0.021									
Total PCB WHO 12	mg/kg	0.036									

		Field ID	BH07038-X-15-00-ES-200217	BH07038-X-16-00-ES-200221	BH07038-X-18-00-ES-200224	BH07038-X-2-00-ES-200212	BH07038-X-20-00-ES-200225	BH07038-X-29-00-ES-200227	BH07038-X-32-60-ES-200305	BH07038-X-43-60-ES-200306	BH07038-X-7-00-ES32-200213
		Location Code	BH07039	BH07039	BH07039	BH07039	BH07039	BH07039	BH07039	BH07039	BH07039
		Sample Depth Range	15	16	18	2	20	29	32.6	43.6	7
		Sample Date	17/02/2020	21/02/2020	24/02/2020	12/02/2020	25/02/2020	27/02/2020	05/03/2020	06/03/2020	13/02/2020
		Matrix Description	LQM S4UL Public Open Space (POS) Residential - 1% SOM								
		C4SL Public Open Space (POS) Residential									
Chem Group	ChemName	output unit	EQL								
Phenolics	Xlenols	mg/kg	0.015	-	-	-	-	-	-	-	-
	Phenol Index	mg/kg	0.5	<0.5	<0.5	<0.5	<0.5	<0.5	<0.5	<0.5	4
	3-84-methylphenol	mg/kg	0.1	-	-	-	-	-	-	-	-
	Cresol Total	mg/kg	0.01	-	-	-	-	-	-	-	-
Phenols Monohydric	Phenol	mg/kg	0.01	-	-	-	-	-	-	-	-
	Phenols Monohydric	mg/kg	0.035	-	-	-	-	-	-	-	-
	Dibutyltin	mg/kg	-	-	-	-	-	-	-	-	-
	Monophenyltin	mg/kg	-	-	-	-	-	-	-	-	-
Organotins	Diphenyltin	mg/kg	-	-	-	-	-	-	-	-	-
	Monobutyltin	mg/kg	-	-	-	-	-	-	-	-	-
	Tetrabutyltin	mg/kg	-	-	-	-	-	-	-	-	-
	Tributyltin	mg/kg	0.001	-	-	-	<0.005	-	-	-	<0.005
Pesticides	Triphenyltin	mg/kg	-	-	-	-	-	-	-	-	-
	Etrimefos	mg/kg	0.002	-	-	-	-	-	-	-	-
	Hepatachlor epoxide	mg/kg	0.002	-	-	-	-	-	-	-	-
	Methachlorphos	mg/kg	0.002	-	-	-	-	-	-	-	-
Pesticides	Propetamphos	mg/kg	0.002	-	-	-	-	-	-	-	-
	Simetryn	mg/kg	0.05	-	-	-	-	-	-	-	-
	Sodium Acifluorfen	mg/kg	-	-	-	-	-	-	-	-	-
	Tosazene	mg/kg	0.003	-	-	-	-	-	-	-	-
Pesticides	2,4,5-TP (Silvex)	mg/kg	-	-	-	-	-	-	-	-	-
	Hedonal	mg/kg	-	-	-	-	-	-	-	-	-
	2,4-DDT	mg/kg	0.003	-	-	-	-	-	-	-	-
	2,4-Dichloroprop	mg/kg	-	-	-	-	-	-	-	-	-
Pesticides	4-(2,4-Dichlorophenoxy)butyric Acid (2,4-DB)	mg/kg	-	-	-	-	-	-	-	-	-
	4,4-DDE	mg/kg	0.005	-	-	-	-	-	-	-	-
	4-Chlorophenoxy acetic acid	mg/kg	-	-	-	-	-	-	-	-	-
	a-BHC	mg/kg	0.002	24	-	-	-	-	-	-	-
Pesticides	Aldrin	mg/kg	0.002	18	-	-	-	-	-	-	-
	Ametryn	mg/kg	0.05	-	-	-	-	-	-	-	-
	Acetyl (hexnill)	mg/kg	-	-	-	-	-	-	-	-	-
	Atraton	mg/kg	0.05	-	-	-	-	-	-	-	-
Pesticides	Atrazine	mg/kg	0.05	1200	-	-	-	-	-	-	-
	Azinophos methyl	mg/kg	0.005	-	-	-	-	-	-	-	-
	b-BHC	mg/kg	0.002	-	-	-	-	-	-	-	-
	Bentazone	mg/kg	0.1	8.1	-	-	-	-	-	-	-
Pesticides	Bromoxnill	mg/kg	-	-	-	-	-	-	-	-	-
	Carboethiothion	mg/kg	0.003	-	-	-	-	-	-	-	-
	chlordanes	mg/kg	0.002	-	-	-	-	-	-	-	-
	Chlordane (cis)	mg/kg	0.002	-	-	-	-	-	-	-	-
Pesticides	Azinphos Ethyl	mg/kg	0.005	-	-	-	-	-	-	-	-
	Chlordane (trans)	mg/kg	0.05	-	-	-	-	-	-	-	-
	Chlorfenvinphos	mg/kg	0.003	-	-	-	-	-	-	-	-
	Chlorotoluron	mg/kg	-	-	-	-	-	-	-	-	-
Pesticides	Chlorovifos	mg/kg	0.002	-	-	-	-	-	-	-	-
	Chlorpyrifos-methyl	mg/kg	0.002	-	-	-	-	-	-	-	-
	Cyanazine	mg/kg	-	-	-	-	-	-	-	-	-
	d-BHC	mg/kg	0.002	-	-	-	-	-	-	-	-
Pesticides	DDD	mg/kg	0.005	-	-	-	-	-	-	-	-
	DDT	mg/kg	0.005	-	-	-	-	-	-	-	-
	Chlorfthalonil	mg/kg	0.002	-	-	-	-	-	-	-	-
	Diazinon	mg/kg	0.001	-	-	-	-	-	-	-	-
Pesticides	Dicamba	mg/kg	-	-	-	-	-	-	-	-	-
	Dichlobenil	mg/kg	0.001	-	-	-	-	-	-	-	-
	cis-Permethrin	mg/kg	0.003	-	-	-	-	-	-	-	-
	Dichlorvos	mg/kg	0.002	16	-	-	-	-	-	-	-
Pesticides	Diclofop	mg/kg	-	-	-	-	-	-	-	-	-
	Dieldrin	mg/kg	0.005	18	-	-	-	-	-	-	-
	Dimethoate	mg/kg	0.003	-	-	-	-	-	-	-	-
	Dinoseb	mg/kg	-	-	-	-	-	-	-	-	-
Pesticides	Diuron	mg/kg	-	-	-	-	-	-	-	-	-
	Endosulfan I	mg/kg	0.001	1200	-	-	-	-	-	-	-
	Endosulfan II	mg/kg	0.01	-	-	-	-	-	-	-	-
	Endosulfan sulphate	mg/kg	0.005	-	-	-	-	-	-	-	-
Pesticides	Endrin	mg/kg	0.003	-	-	-	-	-	-	-	-
	Endrin ketone	mg/kg	0.03	-	-	-	-	-	-	-	-
	Ethion	mg/kg	0.003	-	-	-	-	-	-	-	-
	Fenitrothion	mg/kg	0.005	-	-	-	-	-	-	-	-
Pesticides	Fenithion	mg/kg	0.01	-	-	-	-	-	-	-	-
	Fluroxypyr	mg/kg	0.1	-	-	-	-	-	-	-	-

		Field ID	BH07038-X-15-00-ES-200217	BH07038-X-16-00-ES-200221	BH07038-X-18-00-ES-200224	BH07038-X-2-00-ES-200212	BH07038-X-20-00-ES-200225	BH07038-X-29-00-ES-200227	BH07038-X-32-60-ES-200305	BH07038-X-43-60-ES-200306	BH07038-X-7-00-ES32-200213	
		Location Code	BH07039	BH07039	BH07039	BH07039	BH07039	BH07039	BH07039	BH07039	BH07039	
		Sample Depth Range	15	16	18	2	20	29	32.6	43.6	7	
		Sampled Date Time	17/02/2020	21/02/2020	24/02/2020	12/02/2020	25/02/2020	27/02/2020	05/03/2020	06/03/2020	13/02/2020	
		Matrix Description	LQM S4UL Public Open Space (POS) Residential - 1% SOM									
		C4SL Public Open Space (POS) Residential										
Chem Group	ChemName	output unit	EQL									
	o-BHC (Lindane)	mg/kg	0.001	-	-	-	-	-	-	-	-	
	Heptachlor	mg/kg	0.003	-	-	-	-	-	-	-	-	
	Isodrin	mg/kg	0.002	-	-	-	-	-	-	-	-	
	Isoproturon	mg/kg	-	-	-	-	-	-	-	-	-	
	Linuron	mg/kg	-	-	-	-	-	-	-	-	-	
	Malathion	mg/kg	0.002	-	-	-	-	-	-	-	-	
	2-Methyl-4-chlorophenoxyacetic acid	mg/kg	-	-	-	-	-	-	-	-	-	
	2-Methyl-4-Chlorophenoxy Butanoic Acid	mg/kg	-	-	-	-	-	-	-	-	-	
	Mecoprop	mg/kg	-	-	-	-	-	-	-	-	-	
	Methoxychlor	mg/kg	0.005	-	-	-	-	-	-	-	-	
	Methyl parathion	mg/kg	0.01	-	-	-	-	-	-	-	-	
	Mevinphos (Phosdrin)	mg/kg	0.002	-	-	-	-	-	-	-	-	
	o,p-DDD	mg/kg	0.005	-	-	-	-	-	-	-	-	
	o,p'-DDE	mg/kg	0.002	-	-	-	-	-	-	-	-	
	o,p'-Methoxychlor	mg/kg	0.05	-	-	-	-	-	-	-	-	
	Parathion	mg/kg	0.005	-	-	-	-	-	-	-	-	
	Pendimethalin	mg/kg	0.01	-	-	-	-	-	-	-	-	
	Permethrin	mg/kg	0.05	-	-	-	-	-	-	-	-	
	Permethrin II	mg/kg	0.003	-	-	-	-	-	-	-	-	
	Phorate	mg/kg	0.01	-	-	-	-	-	-	-	-	
	Priniphos-methyl	mg/kg	0.002	-	-	-	-	-	-	-	-	
	Priniphos-ethyl	mg/kg	0.002	-	-	-	-	-	-	-	-	
	Prometon	mg/kg	0.05	-	-	-	-	-	-	-	-	
	Prometryn	mg/kg	0.05	-	-	-	-	-	-	-	-	
	Pronamide	mg/kg	0.002	-	-	-	-	-	-	-	-	
	Propazine	mg/kg	0.05	-	-	-	-	-	-	-	-	
	Propiconazole	mg/kg	-	-	-	-	-	-	-	-	-	
	Propoxycarbazono-sodium	mg/kg	-	-	-	-	-	-	-	-	-	
	Simazine	mg/kg	0.05	-	-	-	-	-	-	-	-	
	Terbutryn	mg/kg	0.05	-	-	-	-	-	-	-	-	
	Terbutylazine	mg/kg	0.05	-	-	-	-	-	-	-	-	
	Phosalone	mg/kg	0.005	-	-	-	-	-	-	-	-	
	Phosphamidon	mg/kg	0.005	-	-	-	-	-	-	-	-	
	Triadimefon	mg/kg	0.002	-	-	-	-	-	-	-	-	
	Triallate	mg/kg	0.002	-	-	-	-	-	-	-	-	
	Triclopyr	mg/kg	0.1	-	-	-	-	-	-	-	-	
	Tricosan	mg/kg	-	-	-	-	-	-	-	-	-	
	Trifluralin	mg/kg	0.01	-	-	-	-	-	-	-	-	
	Tebuconazole	mg/kg	-	-	-	-	-	-	-	-	-	
	Telodrin	mg/kg	0.05	-	-	-	-	-	-	-	-	
	Triazophos	mg/kg	0.003	-	-	-	-	-	-	-	-	
SVOC TIC	SVOC TICs - Detect	Detect	-	-	-	-	-	-	-	-	-	
	Anthraquinone 9,10-	mg/kg	-	-	-	-	-	-	-	-	-	
	SVOC Tentatively Identified Compounds	mg/kg	0.1	-	-	-	-	-	-	-	-	
	Aniline	mg/kg	0.3	-	-	-	-	-	-	-	-	
VOC TIC	VOC TICs - Detect	Detect	-	-	-	-	-	-	-	-	-	
	VOC Tentatively Identified Compounds	mg/kg	0.05	-	-	-	-	-	-	-	-	
	Freon 113	mg/kg	0.005	-	-	-	-	-	-	-	-	
Other	Temperature	°C	-	-	-	-	-	-	-	-	-	
	Conductivity @ 20°C	µS/cm	14	-	-	-	-	-	-	-	-	
	% Stones <4mm	%	0	0	0	39.1	0	0	100	0	100	
	Fraction of non-crushable material	%	0	0	0	0	0	0	0	100	0	
	Moisture Content (dried @35°C)	%	-	-	-	-	-	-	-	-	-	
	Moisture Content 105C	%	0.1	47.7	45.3	32.3	21.3	29.9	25.6	22	50.1	
	pH (Lab)	pH Units	1	8.2	8.2	8	11.4	8	8.4	9.2	7.8	
	Stone Content	%	0.1	0	0	0	12.6	0	0	0	5.1	
	Total Organic Carbon	%	0.02	4	1.33	0.84	1.16	0.54	0.21	0.38	0.27	13.7

**Env Stds Comments**  
 #1:GAC is only presented as speciated chromium. 7.7mg/kg is used for hexavalent. If hexavalent chromium (CVI) data is available, a value of 1,500mg/kg r  
 #2:C4SL for lead adopted  
 #3:GAC only presented as speciated mercury. 16mg/kg is used for elemental mercury. If the CSM indicates that elemental mercury is not a CoC and mercury  
 #4:Updated S4UL for nickel  
 #5:S4UL exceeds solubility saturation limit  
 #6:Criteria derived for Al<sup>3</sup>-C16-C35 split between Al<sup>3</sup>-C16-21 & Al<sup>3</sup>-C21-35. Requires summation of fractions to use Al<sup>3</sup>-C16-C35 criteria.  
 #7:Criteria presented is for p-xylene. A separate value is presented for o-xylene.  
 #8:S4UL based on a threshold protective of direct skin contact with phenol

**Legend**

38.2	Results exceeds GAC.
<50	Results MDL is greater than GAC.
NAD	No asbestos detected.
-	Determinand has not been tested for.

**Notes**  
 A range is given where a determinand has been analysed for by more than one method.



Chem Group	ChemName	output unit	EQL	Matrix Description										
				C4SUL Public Open Space (POS) Residential - 1% SOM										
				26/11/2019	26/11/2019	02/12/2019	10/12/2019	12/12/2019	12/12/2019	12/12/2019	02/12/2019	03/12/2019	18/12/2019	
				LQM S4UL Public Open Space (POS) Residential - 1% SOM										
TPH	>C6-C6	mg/kg	0.02	-	-	<0.2	-	-	-	-	-	<0.2	<0.2	-
	>C6-C7	mg/kg	0.02	-	-	<0.2	-	-	-	-	-	<0.2	<0.2	-
	>C7-C8	mg/kg	0.02	-	-	<0.2	-	-	-	-	-	<0.2	<0.2	-
	>C8-C8	mg/kg	0.2	-	-	<0.2	-	-	-	-	-	<0.2	<0.2	-
	>C8-C10	mg/kg	0.02	<0.2	<0.2	<0.2	<0.2	<0.2	<0.2	<0.2	<0.2	<0.2	<0.2	<0.2
	>C10-C12	mg/kg	0.02	-	-	<2	<2	<2	<2	<2	<2	<2	<2	<2
	>C12-C16	mg/kg	2	-	-	<2	<2	<2	<2	<2	<2	<2	<2	<2
	>C16-C21	mg/kg	2	4.52	<2	<2	4.11	<2	3.56	<2	2.48	-	-	2.32
	>C21-C28	mg/kg	35	-	-	3.09	-	-	-	-	-	-	-	4.09
	>C21-C35	mg/kg	4.38	-	-	-	-	-	-	-	-	-	-	-
	>C28-C35	mg/kg	35	21.6	13.7	-	26.3	24	9.74	-	-	-	-	29.4
	>C35-C40	mg/kg	10	-	-	-	-	-	-	-	-	-	-	-
	>C40-C45	mg/kg	35	25.9	16.4	-	31	27.1	11	-	-	-	-	33.7
	GRO >C5-10	mg/kg	0.02	-	-	-	-	-	-	-	-	-	-	-
	TPH >C8-C40	mg/kg	10	<31	<20.4	-	<36.6	<32.5	<15.5	-	-	-	-	<40.7
	EPH >C5-40	mg/kg	35	-	-	-	-	-	-	-	-	-	-	-
	EPH >C10-40	mg/kg	35	-	-	-	-	-	-	-	-	-	-	-
	GRO	mg/kg	0.2	-	-	<0.2	-	-	-	-	-	<0.2	<0.2	-
	TPH by GC/ED (AR)	mg/kg	10	-	-	-	36.5	32.3	15.3	-	-	-	-	46.7
BTEX and MTBE	Benzene	mg/kg	0.001	140	72	<0.001	-	-	-	-	-	<0.001	<0.01	-
	Toluene	mg/kg	0.005	-	56000	<0.005	-	-	-	-	-	<0.005	<0.01	-
	Ethylbenzene	mg/kg	0.002	-	24000	<0.002	-	-	-	-	-	<0.002	<0.002	-
	Xylene (m & o)	mg/kg	0.004	-	41000	<0.004	-	-	-	-	-	<0.004	<0.004	-
	Xylene (p)	mg/kg	0.002	-	-	<0.002	-	-	-	-	-	<0.002	<0.002	-
	Xylene Total	mg/kg	0.02	-	-	<0.03	-	-	-	-	-	<0.03	<0.03	-
	MTBE	mg/kg	0.001	-	-	-	-	-	-	-	-	<0.001	<0.001	-
	Total BTEX	mg/kg	0.04	-	-	-	-	-	-	-	-	-	-	-
VOC	Styrene	mg/kg	0.001	-	-	-	-	-	-	-	-	-	<0.001	-
	cis-1,3-dichloroethene	mg/kg	0.001	-	-	-	-	-	-	-	-	-	<0.001	-
	trans-1,3-dichloroethene	mg/kg	0.001	-	-	-	-	-	-	-	-	-	<0.001	-
	1,1,1,2-tetrachloroethane	mg/kg	0.001	1400	-	-	-	-	-	-	-	-	<0.001	-
	1,1,1-trichloroethane	mg/kg	0.001	140000	-	-	-	-	-	-	-	-	<0.001	-
	1,1,2,2-tetrachloroethane	mg/kg	0.001	1400	-	-	-	-	-	-	-	-	<0.001	-
	1,1,2-dichloroethane	mg/kg	0.001	-	-	-	-	-	-	-	-	-	<0.001	-
	1,1-dichloroethane	mg/kg	0.001	-	-	-	-	-	-	-	-	-	<0.001	-
	1,1-dichloroethene	mg/kg	0.001	-	-	-	-	-	-	-	-	-	<0.001	-
	1,1-dichloroethane	mg/kg	0.001	-	-	-	-	-	-	-	-	-	<0.001	-
	1,2-dichloroethane	mg/kg	0.001	-	-	-	-	-	-	-	-	-	<0.001	-
	1,2-dichloroethene	mg/kg	0.001	-	-	-	-	-	-	-	-	-	<0.001	-
	1,2-dibromo-3-chloropropane	mg/kg	0.001	-	-	-	-	-	-	-	-	-	<0.001	-
	1,2-dibromoethane	mg/kg	0.001	-	-	-	-	-	-	-	-	-	<0.001	-
	1,2-dichloroethane	mg/kg	0.001	29	-	-	-	-	-	-	-	-	<0.001	-
	1,2-dichloroethene	mg/kg	0.001	-	-	-	-	-	-	-	-	-	<0.001	-
	1,3,5-trimethylbenzene	mg/kg	0.001	-	-	-	-	-	-	-	-	-	0.001	-
	1,3-dichloropropane	mg/kg	0.001	-	-	-	-	-	-	-	-	-	<0.001	-
	1,2-dichloropropane	mg/kg	0.001	-	-	-	-	-	-	-	-	-	<0.001	-
	2-chlorotoluene	mg/kg	0.001	-	-	-	-	-	-	-	-	-	<0.001	-
	4-chlorotoluene	mg/kg	0.001	-	-	-	-	-	-	-	-	-	<0.001	-
	Bromobenzene	mg/kg	0.001	-	-	-	-	-	-	-	-	-	<0.001	-
	Bromochloromethane	mg/kg	0.001	-	-	-	-	-	-	-	-	-	<0.001	-
	Bromodichloromethane	mg/kg	0.001	-	-	-	-	-	-	-	-	-	<0.001	-
	Bromoform	mg/kg	0.001	-	-	-	-	-	-	-	-	-	<0.001	-
	Bromomethane	mg/kg	0.001	-	-	-	-	-	-	-	-	-	<0.001	-
	Carbon disulfide	mg/kg	0.007	11000	-	-	-	-	-	-	-	-	<0.001	-
	Carbon tetrachloride	mg/kg	0.001	890	-	-	-	-	-	-	-	-	<0.001	-
	Chlorobromomethane	mg/kg	0.001	-	-	-	-	-	-	-	-	-	<0.001	-
	Chloroethane	mg/kg	0.002	-	-	-	-	-	-	-	-	-	<0.002	-
	Chloroform	mg/kg	0.001	2500	-	-	-	-	-	-	-	-	<0.001	-
	Chloromethane	mg/kg	0.003	-	-	-	-	-	-	-	-	-	<0.003	-
	cis-1,2-dichloroethene	mg/kg	0.005	-	-	-	-	-	-	-	-	-	<0.005	-
	Dibromomethane	mg/kg	0.001	-	-	-	-	-	-	-	-	-	<0.001	-
	Dichlorodifluoromethane	mg/kg	0.001	-	-	-	-	-	-	-	-	-	<0.001	-
	Dichloromethane	mg/kg	0.01	-	-	-	-	-	-	-	-	-	<0.001	-
	Isopropylbenzene	mg/kg	0.001	-	-	-	-	-	-	-	-	-	<0.001	-
	n-butylbenzene	mg/kg	0.001	-	-	-	-	-	-	-	-	-	<0.001	-
	n-propylbenzene	mg/kg	0.001	-	-	-	-	-	-	-	-	-	<0.001	-
	p-isocrotyltoluene	mg/kg	0.001	-	-	-	-	-	-	-	-	-	<0.001	-
	sec-butylbenzene	mg/kg	0.001	-	-	-	-	-	-	-	-	-	<0.001	-
	Trichloroethene	mg/kg	0.001	120	-	-	-	-	-	-	-	-	<0.001	-
	tert-butylbenzene	mg/kg	0.001	-	-	-	-	-	-	-	-	-	<0.001	-
	Tetrachloroethene	mg/kg	0.003	1400	-	-	-	-	-	-	-	-	<0.003	-
	trans-1,2-dichloroethene	mg/kg	0.001	-	-	-	-	-	-	-	-	-	<0.001	-
	Trichlorofluoromethane	mg/kg	0.001	-	-	-	-	-	-	-	-	-	<0.001	-
	Vinyl chloride	mg/kg	0.001	3.5	-	-	-	-	-	-	-	-	<0.001	-
	tert-Amyl methyl ether	mg/kg	0.01	-	-	-	-	-	-	-	-	-	<0.001	-
VOC/SVOC	1,2,3-trichlorobenzene	mg/kg	0.001	-	1800	-	-	-	-	-	-	-	<0.003	-
	1,2,4-trichlorobenzene	mg/kg	0.003	-	15000	-	-	-	-	-	-	-	<0.003	-
	1,2-dichlorobenzene	mg/kg	0.001	-	90000	-	-	-	-	-	-	-	<0.001	-
	1,3,5-Trichlorobenzene	mg/kg	0.001	-	1700	-	-	-	-	-	-	-	<0.001	-
	1,3-dichlorobenzene	mg/kg	0.001	-	300	-	-	-	-	-	-	-	<0.001	-
	1,4-dichlorobenzene	mg/kg	0.001	-	17000	-	-	-	-	-	-	-	<0.001	-
	Chlorobenzene	mg/kg	0.001	-	11000	-	-	-	-	-	-	-	<0.001	-
	Hexachlorobutadiene	mg/kg	0.002	-	25	-	-	-	-	-	-	-	<0.002	-

Chem Group	ChemName	output unit	EQL	Field ID	BH07046-X-0.05-ES-191126	BH07046-X-1.20-ES-191126	BH07046-X-2.00-ES-191202	BH07046-X-23.30-ES-191210	BH07046-X-29.20-ES-191212	BH07046-X-29.20-ES-191212	BH07046-X-3.00-ES-191202	BH07046-X-4.00-ES-191203	BH07046-X-42.55-ES-191218		
				Location Code	BH07046	BH07046	BH07046	BH07046	BH07046	BH07046	BH07046	BH07046	BH07046	BH07046	BH07046
				Sample Depth Range	0.05	1.2	2	23.3	29.2	29.2	3	4	42.55		
				Sampled Date Time	26/11/2019	26/11/2019	02/12/2019	10/12/2019	12/12/2019	12/12/2019	02/12/2019	03/12/2019	18/12/2019		
				Matrix Description	LQM S4UL Public Open Space (POS) Residential - 1% SOM										
				C4SL Public Open Space (POS) Residential											
SVOC	Benzyl alcohol	mg/kg	0.5	-	-	-	-	-	-	-	-	-	<0.5		
	Diphenyl ether	mg/kg	0.1	-	-	-	-	-	-	-	-	-	<0.1		
	4-bromophenyl phenyl ether	mg/kg	0.1	-	-	-	-	-	-	-	-	-	<0.1		
	4-nitroaniline	mg/kg	0.1	-	-	-	-	-	-	-	-	-	<0.6		
	4-nitrophenol	mg/kg	0.1	-	-	-	-	-	-	-	-	-	<0.5		
	1,1-Bioheptyl	mg/kg	0.1	-	-	-	-	-	-	-	-	-	<0.1		
	1,2,3,4-tetrachlorobenzene	mg/kg	0.001	830	-	-	-	-	-	-	-	-	-		
	1-Methylnaphthalene	mg/kg	0.1	-	-	-	-	-	-	-	-	-	<0.1		
	2,4,5-trichlorophenol	mg/kg	0.1	-	-	-	-	-	-	-	-	-	<0.1		
	2,4,6-trichlorophenol	mg/kg	0.1	-	-	-	-	-	-	-	-	-	<0.1		
	2,4-dichlorophenol	mg/kg	0.1	-	-	-	-	-	-	-	-	-	<0.1		
	2,4-dimethylphenol	mg/kg	0.1	-	-	-	-	-	-	-	-	-	<0.1		
	2,4-dinitrophenol	mg/kg	0.5	-	-	-	-	-	-	-	-	-	<0.5		
	2,4-dinitrotoluene	mg/kg	0.1	-	-	-	-	-	-	-	-	-	<0.2		
	2,6-dinitrotoluene	mg/kg	0.1	-	-	-	-	-	-	-	-	-	<0.5		
	2-chloronaphthalene	mg/kg	0.1	-	-	-	-	-	-	-	-	-	<0.1		
	2-chlorophenol	mg/kg	0.1	-	-	-	-	-	-	-	-	-	<0.1		
	2-methylnaphthalene	mg/kg	0.1	-	-	-	-	-	-	-	-	-	<0.1		
	2-methylphenol	mg/kg	0.1	-	-	-	-	-	-	-	-	-	<0.1		
	2-nitroaniline	mg/kg	0.1	-	-	-	-	-	-	-	-	-	<0.5		
	2-nitrophenol	mg/kg	0.1	-	-	-	-	-	-	-	-	-	<0.1		
	3-nitroaniline	mg/kg	0.1	-	-	-	-	-	-	-	-	-	<14.5		
	4,6-Dinitro-2-methylphenol	mg/kg	0.2	-	-	-	-	-	-	-	-	-	<0.2		
	4-chloro-3-methylphenol	mg/kg	0.1	-	-	-	-	-	-	-	-	-	<0.1		
	4-chloroaniline	mg/kg	0.1	-	-	-	-	-	-	-	-	-	<0.5		
	4-chlorophenol	mg/kg	0.5	620	-	-	-	-	-	-	-	-	<0.5		
	4-chlorophenyl phenyl ether	mg/kg	0.1	-	-	-	-	-	-	-	-	-	<0.1		
	4-methylphenol	mg/kg	0.1	-	-	-	-	-	-	-	-	-	<0.1		
	Azobenzene	mg/kg	0.1	-	-	-	-	-	-	-	-	-	<0.3		
	Benzic Acid	mg/kg	0.5	-	-	-	-	-	-	-	-	-	<0.5		
	Bis(2-chloroethoxy) methane	mg/kg	0.1	-	-	-	-	-	-	-	-	-	<0.1		
	Bis(2-chloroethyl) ether	mg/kg	0.1	-	-	-	-	-	-	-	-	-	<0.1		
	Bis(2-chloroisopropyl) ether	mg/kg	0.1	-	-	-	-	-	-	-	-	-	<0.5		
	Bis(2-ethylhexyl) phthalate	mg/kg	0.1	-	-	-	-	-	-	-	-	-	<0.2		
	Butyl benzyl phthalate	mg/kg	0.1	-	-	-	-	-	-	-	-	-	<0.2		
	Catechols	mg/kg	0.1	-	-	-	-	-	-	-	-	-	<0.3		
	Dibenzofuran	mg/kg	0.1	-	-	-	-	-	-	-	-	-	<0.1		
	Diethylphthalate	mg/kg	0.1	-	-	-	-	-	-	-	-	-	<0.1		
	Dimethyl phthalate	mg/kg	0.1	-	-	-	-	-	-	-	-	-	<0.1		
	Di-n-butyl phthalate	mg/kg	0.1	-	-	-	-	-	-	-	-	-	<0.1		
	Di-n-octyl phthalate	mg/kg	0.1	-	-	-	-	-	-	-	-	-	<0.2		
	Hexachlorobenzene	mg/kg	0.002	16	-	-	-	-	-	-	-	-	<0.1		
	Hexachlorocyclopentadiene	mg/kg	0.1	-	-	-	-	-	-	-	-	-	<0.1		
	Hexachloroethane	mg/kg	0.1	-	-	-	-	-	-	-	-	-	<0.1		
	Isophorone	mg/kg	0.1	-	-	-	-	-	-	-	-	-	<0.1		
	Nitrobenzene	mg/kg	0.1	-	-	-	-	-	-	-	-	-	<0.5		
	N-nitrosodipropylamine	mg/kg	0.1	-	-	-	-	-	-	-	-	-	<0.8		
	n-Nitrosodiphenylamine	mg/kg	0.1	-	-	-	-	-	-	-	-	-	<0.1		
	Pentachlorobenzene	mg/kg	0.001	100	-	-	-	-	-	-	-	-	-		
	Pentachloronitrobenzene	mg/kg	0.05	-	-	-	-	-	-	-	-	-	-		
	Pentachlorophenol	mg/kg	0.1	60	-	-	-	-	-	-	-	-	<0.5		
PCB	PCB-110	mg/kg	-	-	-	-	-	-	-	-	-	-	-		
	PCB-128	mg/kg	-	-	-	-	-	-	-	-	-	-	-		
	PCB-141	mg/kg	-	-	-	-	-	-	-	-	-	-	-		
	PCB-149	mg/kg	-	-	-	-	-	-	-	-	-	-	-		
	PCB-151	mg/kg	-	-	-	-	-	-	-	-	-	-	-		
	PCB-158	mg/kg	-	-	-	-	-	-	-	-	-	-	-		
	PCB-170	mg/kg	-	-	-	-	-	-	-	-	-	-	-		
	PCB-18	mg/kg	-	-	-	-	-	-	-	-	-	-	-		
	PCB-183	mg/kg	-	-	-	-	-	-	-	-	-	-	-		
	PCB-187	mg/kg	-	-	-	-	-	-	-	-	-	-	-		
	PCB-194	mg/kg	-	-	-	-	-	-	-	-	-	-	-		
	PCB-31	mg/kg	-	-	-	-	-	-	-	-	-	-	-		
	PCB-44	mg/kg	-	-	-	-	-	-	-	-	-	-	-		
	PCB-49	mg/kg	-	-	-	-	-	-	-	-	-	-	-		
	2,2,4-tetrachloro-1,1-Biphenyl	mg/kg	-	-	-	-	-	-	-	-	-	-	-		
	2,3,4,4-tetrachloro-1,1-Biphenyl	mg/kg	-	-	-	-	-	-	-	-	-	-	-		
	Heptachlorobiphenyl, 2,3,3,4,4,5,5- (PCB 189)	mg/kg	0.003	-	-	-	-	-	-	-	-	-	<0.005		
	Hexachlorobiphenyl, 2,3,3,4,4,5- (PCB 156)	mg/kg	0.003	-	-	-	-	-	-	-	-	-	<0.005		
	Hexachlorobiphenyl, 2,3,3,4,4,5- (PCB 157)	mg/kg	0.003	-	-	-	-	-	-	-	-	-	<0.005		
	Hexachlorobiphenyl, 2,3,4,4,5,5- (PCB 167)	mg/kg	0.003	-	-	-	-	-	-	-	-	-	<0.005		
	Hexachlorobiphenyl, 3,3,4,4,5,5- (PCB 169)	mg/kg	0.003	-	-	-	-	-	-	-	-	-	<0.005		
	PCB 101	mg/kg	0.003	-	-	-	-	-	-	-	-	-	<0.005		
	PCB 118	mg/kg	0.003	-	-	-	-	-	-	-	-	-	<0.005		
	PCB 138	mg/kg	0.003	-	-	-	-	-	-	-	-	-	<0.005		
	PCB 153	mg/kg	0.003	-	-	-	-	-	-	-	-	-	<0.005		
	PCB 180	mg/kg	0.003	-	-	-	-	-	-	-	-	-	<0.005		
	PCB 26	mg/kg	0.003	-	-	-	-	-	-	-	-	-	<0.005		
	PCB 52	mg/kg	0.003	-	-	-	-	-	-	-	-	-	<0.005		
	Pentachlorobiphenyl, 2,3,3,4,4- (PCB 105)	mg/kg	0.003	-	-	-	-	-	-	-	-	-	<0.005		
	Pentachlorobiphenyl, 2,3,3,4,4,5- (PCB 114)	mg/kg	0.003	-	-	-	-	-	-	-	-	-	<0.005		
	Pentachlorobiphenyl, 2,3,4,4,5,5- (PCB 123)	mg/kg	0.003	-	-	-	-	-	-	-	-	-	<0.005		
	Pentachlorobiphenyl, 3,3,4,4,5- (PCB 126)	mg/kg	0.003	-	-	-	-	-	-	-	-	-	<0.005		
	Tetrachlorobiphenyl, 3,3,4,4- (PCB 77)	mg/kg	0.003	-	-	-	-	-	-	-	-	-	<0.005		
	Tetrachlorobiphenyl, 3,4,4,5- (PCB 81)	mg/kg	0.003	-	-	-	-	-	-	-	-	-	<0.005		
	Total PCB 7 congeners	mg/kg	0.021	-	-	-	-	-	-	-	-	-	-		
	Total PCB WHO 12	mg/kg	0.036	-	-	-	-	-	-	-	-	-	-		



		Field ID	BH07046-X-0.05-ES-191126	BH07046-X-1.20-ES-191126	BH07046-X-2.00-ES-191202	BH07046-X-23.30-ES-191210	BH07046-X-29.20-ES-191212	BH07046-X-29.20-ES-191212	BH07046-X-3.00-ES-191202	BH07046-X-4.00-ES-191203	BH07046-X-42.55-ES-191218
		Location Code	BH07046	BH07046	BH07046	BH07046	BH07046	BH07046	BH07046	BH07046	BH07046
		Sample Depth Range	0.05	1.2	2	23.3	29.2	29.2	3	4	42.55
		Sample Date Time	26/11/2019	26/11/2019	02/12/2019	10/12/2019	12/12/2019	12/12/2019	02/12/2019	03/12/2019	18/12/2019
		Matrix Description	LQM S4UL Public Open Space (POS) Residential - 1% SOM								
		C4SL Public Open Space (POS) Residential									
Chem Group	ChemName	output unit	EQ1								
Phenolics	Xenonols	mg/kg	0.015	-	-	-	-	-	-	-	-
	Phenol Index	mg/kg	0.5	<0.5	<0.5	<0.5	<0.5	<0.5	<0.5	<0.5	<0.5
	3-84-methylphenol	mg/kg	0.1	-	-	-	-	-	-	-	-
	Cresol Total	mg/kg	0.01	-	-	-	-	-	-	-	-
Phenols Monochydric	Phenol	mg/kg	0.01	-	-	-	-	-	-	<0.1	-
	Phenols Monochydric	mg/kg	0.035	-	-	-	-	-	-	-	-
	Dibutyltin	mg/kg	-	-	-	-	-	-	-	-	-
	Monophenyltin	mg/kg	-	-	-	-	-	-	-	-	-
Organotins	Diphenyltin	mg/kg	-	-	-	-	-	-	-	-	-
	Monobutyltin	mg/kg	-	-	-	-	-	-	-	-	-
	Tetrabutyltin	mg/kg	-	-	-	-	-	-	-	-	-
	Tributyltin	mg/kg	0.001	-	-	-	-	-	-	<0.005	-
	Triphenyltin	mg/kg	-	-	-	-	-	-	-	-	-
	Ethion	mg/kg	-	-	-	-	-	-	-	-	-
	Triphenyltin	mg/kg	-	-	-	-	-	-	-	-	-
Pesticides	Ethion	mg/kg	0.002	-	-	-	-	-	-	-	-
	Hepatachlor epoxide	mg/kg	0.002	-	-	-	-	-	-	-	-
	Methachlorpos	mg/kg	0.002	-	-	-	-	-	-	-	-
	Propetamphos	mg/kg	0.002	-	-	-	-	-	-	-	-
	Simetryn	mg/kg	0.05	-	-	-	-	-	-	-	-
	Sodium Acifluorfen	mg/kg	-	-	-	-	-	-	-	-	-
	Tetrazasene	mg/kg	0.003	-	-	-	-	-	-	-	-
	2,4,5-TP (Silvex)	mg/kg	-	-	-	-	-	-	-	-	-
	Hedonal	mg/kg	-	-	-	-	-	-	-	-	-
	2,4-DDT	mg/kg	0.003	-	-	-	-	-	-	-	-
	2,4-Dichloroac	mg/kg	-	-	-	-	-	-	-	-	-
	4-(2,4-Dichlorophenoxy)butyric Acid (2,4-DB)	mg/kg	-	-	-	-	-	-	-	-	-
	4,4-DDE	mg/kg	0.005	-	-	-	-	-	-	-	-
	4-Chlorophenoxy acetic acid	mg/kg	-	-	-	-	-	-	-	-	-
	a-BHC	mg/kg	0.002	24	-	-	-	-	-	-	-
	Aldrin	mg/kg	0.002	18	-	-	-	-	-	-	-
	Ametryn	mg/kg	0.05	-	-	-	-	-	-	-	-
	Actril (Isaxnil)	mg/kg	-	-	-	-	-	-	-	-	-
	Atraton	mg/kg	0.05	-	-	-	-	-	-	-	-
	Atrazine	mg/kg	0.05	1200	-	-	-	-	-	-	-
	Azinophos methyl	mg/kg	0.005	-	-	-	-	-	-	-	-
	b-BHC	mg/kg	0.002	8.1	-	-	-	-	-	-	-
	Bentazone	mg/kg	0.1	-	-	-	-	-	-	-	-
	Bromoxnil	mg/kg	-	-	-	-	-	-	-	-	-
	Carbofenthothion	mg/kg	0.003	-	-	-	-	-	-	-	-
	chlordan	mg/kg	0.002	-	-	-	-	-	-	-	-
	Chlordane (cis)	mg/kg	0.002	-	-	-	-	-	-	-	-
	Azinphos Ethyl	mg/kg	0.005	-	-	-	-	-	-	-	-
	Chlordane (trans)	mg/kg	0.05	-	-	-	-	-	-	-	-
	Chlorfenvinphos	mg/kg	0.003	-	-	-	-	-	-	-	-
	Chlorotoluron	mg/kg	-	-	-	-	-	-	-	-	-
	Chlorovifos	mg/kg	0.002	-	-	-	-	-	-	-	-
	Chlorpyrifos-methyl	mg/kg	0.002	-	-	-	-	-	-	-	-
	Cyanazine	mg/kg	-	-	-	-	-	-	-	-	-
	d-BHC	mg/kg	0.002	-	-	-	-	-	-	-	-
	DDD	mg/kg	0.005	-	-	-	-	-	-	-	-
	DDT	mg/kg	0.005	-	-	-	-	-	-	-	-
	Chlorfalonil	mg/kg	0.002	-	-	-	-	-	-	-	-
	Diazinon	mg/kg	0.001	-	-	-	-	-	-	-	-
	Dicamba	mg/kg	-	-	-	-	-	-	-	-	-
	Dichlobenil	mg/kg	0.001	-	-	-	-	-	-	-	-
	cis-Permethrin	mg/kg	0.003	-	-	-	-	-	-	-	-
	Dichlorvos	mg/kg	0.002	16	-	-	-	-	-	-	-
	Diclofop	mg/kg	-	-	-	-	-	-	-	-	-
	Dieldrin	mg/kg	0.005	18	-	-	-	-	-	-	-
Dimethoate	mg/kg	0.003	-	-	-	-	-	-	-	-	
Dinoseb	mg/kg	-	-	-	-	-	-	-	-	-	
Diuron	mg/kg	-	-	-	-	-	-	-	-	-	
Endosulfan I	mg/kg	0.001	1200	-	-	-	-	-	-	-	
Endosulfan II	mg/kg	0.01	-	-	-	-	-	-	-	-	
Endosulfan sulphate	mg/kg	0.005	-	-	-	-	-	-	-	-	
Endrin	mg/kg	0.003	-	-	-	-	-	-	-	-	
Endrin ketone	mg/kg	0.03	-	-	-	-	-	-	-	-	
Ethion	mg/kg	0.003	-	-	-	-	-	-	-	-	
Fenitrothion	mg/kg	0.005	-	-	-	-	-	-	-	-	
Fenithion	mg/kg	0.01	-	-	-	-	-	-	-	-	
Fluroxypyr	mg/kg	0.1	-	-	-	-	-	-	-	-	





Chem Group	ChemName	output unit	EQL	Field ID	BH07046-X-5.00-ES-191203	BH07046-X-6.00-ES-191203	BH07046-X-7.00-ES-191203	BH07046-X-0.05-ES-191112	BH07049-X-0.50-ES-191112	BH07049-X-1.20-ES-191112	BH07049-X-2.00-ES-191121	BH07049-X-3.00-ES-191121	BH07049-X-4.00-ES-191121	
				Location Code	BH07046	BH07046	BH07046	BH07049	BH07049	BH07049	BH07049	BH07049	BH07049	BH07049
				Sample Depth Range	5	6	7	0.05	0.5	1.2	2	3	4	
				Sample Date	03/12/2019	03/12/2019	03/12/2019	12/11/2019	12/11/2019	12/11/2019	21/11/2019	21/11/2019	21/11/2019	
				Matrix Description	LQM S4UL Public Open Space (POS) Residential - 1% SOM									
				C4SL Public Open Space (POS) Residential										
TPH	>C6-C8	mg/kg	0.02		<0.2	<0.2	<0.2	<0.2	<0.2	<0.2	<0.2	<0.2	<0.2	
	>C6-C7	mg/kg	0.02		<0.2	<0.2	<0.2	<0.2	<0.2	<0.2	<0.2	<0.2	<0.2	
	>C7-C8	mg/kg	0.02		<0.2	<0.2	<0.2	<0.2	<0.2	<0.2	<0.2	<0.2	<0.2	
	>C6-C9	mg/kg	0.2		-	-	-	-	-	-	-	-	-	
	>C8-C10	mg/kg	0.02		<0.2	<0.2	<0.2	<0.2	<0.2	<0.2	<0.2	<0.2	<0.2	
	>C10-C12	mg/kg	0.02		-	-	-	-	-	-	-	-	-	
	>C12-C16	mg/kg	2		-	-	-	-	-	-	-	-	-	
	>C16-C21	mg/kg	2		-	-	-	-	-	-	-	-	-	
	>C21-C28	mg/kg	35		-	-	-	-	-	-	-	-	-	
	>C21-C35	mg/kg	4.38		-	-	-	-	-	-	-	-	-	
	>C28-C35	mg/kg	35		-	-	-	-	-	-	-	-	-	
	>C31-C40	mg/kg	10		-	-	-	-	-	-	-	-	-	
	>C35-C40	mg/kg	35		-	-	-	-	-	-	-	-	-	
	GRO >C5-10	mg/kg	0.02		-	-	-	-	-	-	-	-	-	
	TPH >C8-C40	mg/kg	10		-	-	-	-	-	-	-	-	-	
	EPH >C5-40	mg/kg	35		-	-	-	-	-	-	-	-	-	
	EPH >C10-40	mg/kg	35		-	-	-	-	-	-	-	-	-	
	GRO	mg/kg	0.2		<0.2	<0.2	<0.2	<0.2	<0.2	<0.2	<0.2	<0.2	<0.2	
	TPH by GC/ED (AR)	mg/kg	0.1		-	-	-	-	-	-	-	-	-	
	BTEX and MTBE	Benzene	mg/kg	0.001	140	72	<0.001	<0.001	<0.001	<0.001	<0.001	<0.001	<0.01 - 0.003	<0.01 - 0.002
Toluene		mg/kg	0.005	56000	24000	<0.005	<0.005	<0.005	<0.005	<0.005	<0.005	<0.01 - 0.006	<0.01 - 0.006	<0.005
Ethylbenzene		mg/kg	0.002	41000	41000	<0.002	<0.002	<0.002	<0.002	<0.002	<0.002	<0.002	<0.002	<0.002
Xylene (m & o)		mg/kg	0.004	41000	41000	<0.004	<0.004	<0.004	<0.004	<0.004	<0.004	<0.004	<0.004	<0.004
Xylene (p)		mg/kg	0.002	41000	41000	<0.002	<0.002	<0.002	<0.002	<0.002	<0.002	<0.002	<0.002	<0.002
Xylene Total		mg/kg	0.02			<0.03	<0.03	<0.03	<0.03	<0.03	<0.03	<0.03	<0.03	<0.03
MTBE		mg/kg	0.001			-	-	-	-	-	-	-	-	-
Total BTEX		mg/kg	0.04			-	-	-	-	-	-	-	-	-
VOC		Styrene	mg/kg	0.001			-	-	-	-	-	-	<0.001	<0.001
		cis-1,3-dichloroethene	mg/kg	0.001			-	-	-	-	-	-	<0.001	<0.001
	trans-1,3-dichloroethene	mg/kg	0.001			-	-	-	-	-	-	<0.001	<0.001	
	1,1,1,2-tetrachloroethane	mg/kg	0.001	1400	1400	-	-	-	-	-	-	<0.001	<0.001	
	1,1,1-trichloroethane	mg/kg	0.001	140000	140000	-	-	-	-	-	-	<0.001	<0.001	
	1,1,2,2-tetrachloroethane	mg/kg	0.001	1400	1400	-	-	-	-	-	-	<0.001	<0.001	
	1,1,2-trichloroethane	mg/kg	0.001			-	-	-	-	-	-	<0.001	<0.001	
	1,1-dichloroethane	mg/kg	0.001			-	-	-	-	-	-	<0.001	<0.001	
	1,1-dichloroethene	mg/kg	0.001			-	-	-	-	-	-	<0.001	<0.001	
	1,1-dichloroethane	mg/kg	0.001			-	-	-	-	-	-	<0.001	<0.001	
	1,2-dichloroethane	mg/kg	0.001			-	-	-	-	-	-	<0.001	<0.001	
	1,2-dichloroethene	mg/kg	0.001			-	-	-	-	-	-	<0.001	<0.001	
	1,2-dibromo-3-chloropropane	mg/kg	0.001			-	-	-	-	-	-	<0.001	<0.001	
	1,2-dibromoethane	mg/kg	0.001			-	-	-	-	-	-	<0.001	<0.001	
	1,2-dichloroethane	mg/kg	0.001	29	29	-	-	-	-	-	-	<0.001	<0.001	
	1,2-dichloroethene	mg/kg	0.001			-	-	-	-	-	-	<0.001	<0.001	
	1,3,5-trimethylbenzene	mg/kg	0.001			-	-	-	-	-	-	<0.001	<0.001	
	1,3-dichloropropane	mg/kg	0.001			-	-	-	-	-	-	<0.001	<0.001	
	2,2-dichloropropane	mg/kg	0.001			-	-	-	-	-	-	<0.001	<0.001	
	2-chlorotoluene	mg/kg	0.001			-	-	-	-	-	-	<0.001	<0.001	
	4-chlorotoluene	mg/kg	0.001			-	-	-	-	-	-	<0.001	<0.001	
	Bromobenzene	mg/kg	0.001			-	-	-	-	-	-	<0.001	<0.001	
	Bromochloromethane	mg/kg	0.001			-	-	-	-	-	-	<0.001	<0.001	
	Bromodichloromethane	mg/kg	0.001			-	-	-	-	-	-	<0.001	<0.001	
	Bromoform	mg/kg	0.001			-	-	-	-	-	-	<0.001	<0.001	
	Bromomethane	mg/kg	0.001			-	-	-	-	-	-	<0.001	<0.001	
	Carbon disulfide	mg/kg	0.007	11000	11000	-	-	-	-	-	-	<0.001	<0.001	
	Carbon tetrachloride	mg/kg	0.001	890	890	-	-	-	-	-	-	<0.001	<0.001	
	Chlorobromomethane	mg/kg	0.001			-	-	-	-	-	-	<0.001	<0.001	
	Chloroethane	mg/kg	0.002			-	-	-	-	-	-	<0.002	<0.002	
	Chloroform	mg/kg	0.001	2500	2500	-	-	-	-	-	-	<0.001	<0.001	
	Chloromethane	mg/kg	0.003			-	-	-	-	-	-	<0.003	<0.003	
	cis-1,2-dichloroethene	mg/kg	0.005			-	-	-	-	-	-	<0.005	<0.005	
	Dibromomethane	mg/kg	0.001			-	-	-	-	-	-	<0.001	<0.001	
	Dichlorodifluoromethane	mg/kg	0.001			-	-	-	-	-	-	<0.001	<0.001	
	Dichloromethane	mg/kg	0.01			-	-	-	-	-	-	<0.01	<0.01	
	Isopropylbenzene	mg/kg	0.001			-	-	-	-	-	-	<0.001	<0.001	
	m-butylbenzene	mg/kg	0.001			-	-	-	-	-	-	<0.001	<0.001	
	n-propylbenzene	mg/kg	0.001			-	-	-	-	-	-	<0.001	<0.001	
	p-isocrotyltoluene	mg/kg	0.001			-	-	-	-	-	-	0.012	0.012	
	sec-butylbenzene	mg/kg	0.001			-	-	-	-	-	-	<0.001	<0.001	
	Trichloroethene	mg/kg	0.001	120	120	-	-	-	-	-	-	<0.001	<0.001	
	tert-butylbenzene	mg/kg	0.001			-	-	-	-	-	-	<0.001	<0.001	
	Tetrachloroethene	mg/kg	0.003	1400	1400	-	-	-	-	-	-	<0.003	<0.003	
	trans-1,2-dichloroethene	mg/kg	0.001			-	-	-	-	-	-	<0.001	<0.001	
	Trichlorofluoromethane	mg/kg	0.001			-	-	-	-	-	-	<0.001	<0.001	
	Vinyl chloride	mg/kg	0.001	3.5	3.5	-	-	-	-	-	-	<0.001	<0.001	
	tert-Amyl methyl ether	mg/kg	0.01			-	-	-	-	-	-	<0.01	<0.01	
	VOC/SVOC	1,2,3-trichlorobenzene	mg/kg	0.001			-	-	-	-	-	<0.003	<0.003	<0.003
		1,2,4-trichlorobenzene	mg/kg	0.003			-	-	-	-	-	<0.003	<0.003	<0.003
1,2-dichlorobenzene		mg/kg	0.001			-	-	-	-	-	<0.001	<0.001	<0.001	
1,3,5-Trichlorobenzene		mg/kg	0.001			-	-	-	-	-	<0.001	<0.001	<0.001	
1,3-dichlorobenzene		mg/kg	0.001			-	-	-	-	-	<0.001	<0.001	<0.001	
1,4-dichlorobenzene		mg/kg	0.001			-	-	-	-	-	<0.001	<0.001	<0.001	
Chlorobenzene		mg/kg	0.001	11000	11000	-	-	-	-	-	-	<0.001	<0.001	
Hexachlorobutadiene		mg/kg	0.002	25	25	-	-	-	-	-	-	<0.002	<0.002	



		Field ID	BH07046-X-5.00-ES-191203	BH07046-X-6.00-ES-191203	BH07046-X-7.00-ES-191203	BH07046-X-0.05-ES-191112	BH07049-X-0.50-ES-191112	BH07049-X-1.20-ES-191112	BH07049-X-2.00-ES-191121	BH07049-X-3.00-ES-191121	BH07049-X-4.00-ES-191121
		Location Code	BH07046	BH07046	BH07046	BH07046	BH07049	BH07049	BH07049	BH07049	BH07049
		Sample Depth Range	5	6	7	0.05	0.5	1.2	2	3	4
		Sample Date	03/12/2019	03/12/2019	03/12/2019	12/11/2019	12/11/2019	12/11/2019	21/11/2019	21/11/2019	21/11/2019
		Matrix Description	LQM S4UL Public Open Space (POS) Residential - 1% SOM								
		C4SL Public Open Space (POS) Residential									
Chem Group	ChemName	output unit	EQ1								
Phenolics	Xenonols	mg/kg	0.015	-	-	-	-	-	-	-	-
	Phenol Index	mg/kg	0.5	<0.5	<0.5	<0.5	<0.5	<0.5	<0.5	<0.5	<0.5
	3-84-methylphenol	mg/kg	0.1	-	-	-	-	-	-	-	-
	Cresol Total	mg/kg	0.01	-	-	-	-	-	-	-	-
Organofins	Phenol	mg/kg	0.01	-	-	-	-	<0.1	-	-	-
	Phenols Monohydric	mg/kg	0.035	-	-	-	-	-	-	-	-
	Dibutyltin	mg/kg	-	-	-	-	-	-	-	-	-
	Monophenyltin	mg/kg	-	-	-	-	-	-	-	-	-
Pesticides	Diphenyltin	mg/kg	-	-	-	-	-	-	-	-	-
	Monobutyltin	mg/kg	-	-	-	-	-	-	-	-	-
	Tetrabutyltin	mg/kg	-	-	-	-	-	-	-	-	-
	Tributyltin	mg/kg	0.001	<0.005	<0.005	<0.005	-	-	<0.005	<0.005	<0.005
	Triphenyltin	mg/kg	-	-	-	-	-	-	-	-	-
	Ethionfos	mg/kg	0.002	-	-	-	-	-	-	-	-
	Hepatachlor epoxide	mg/kg	0.002	-	-	-	-	-	-	-	-
	Methachlorfos	mg/kg	0.002	-	-	-	-	-	-	-	-
	Propetamphos	mg/kg	0.002	-	-	-	-	-	-	-	-
	Simetrvn	mg/kg	0.05	-	-	-	-	-	-	-	-
Sodium Acifluorfen	mg/kg	-	-	-	-	-	-	-	-	-	
Tosazene	mg/kg	0.003	-	-	-	-	-	-	-	-	
2,4,5-TP (Silvex)	mg/kg	-	-	-	-	-	-	-	-	-	
Hedonal	mg/kg	-	-	-	-	-	-	-	-	-	
2,4-DDT	mg/kg	0.003	-	-	-	-	-	-	-	-	
2,4-Dichloroac	mg/kg	-	-	-	-	-	-	-	-	-	
4-(2,4-Dichlorophenoxy)butyric Acid (2,4-DB)	mg/kg	-	-	-	-	-	-	-	-	-	
4,4-DDE	mg/kg	0.005	-	-	-	-	-	-	-	-	
4-Chlorophenoxy acetic acid	mg/kg	-	-	-	-	-	-	-	-	-	
a-BHC	mg/kg	0.002	24	-	-	-	-	-	-	-	
Aldrin	mg/kg	0.002	18	-	-	-	-	-	-	-	
Ametrvn	mg/kg	0.05	-	-	-	-	-	-	-	-	
Actrl (Ioxvnil)	mg/kg	-	-	-	-	-	-	-	-	-	
Atraton	mg/kg	0.05	-	-	-	-	-	-	-	-	
Atrazine	mg/kg	0.05	1200	-	-	-	-	-	-	-	
Azinophos methyl	mg/kg	0.005	-	-	-	-	-	-	-	-	
b-BHC	mg/kg	0.002	8.1	-	-	-	-	-	-	-	
Bentazone	mg/kg	0.1	-	-	-	-	-	-	-	-	
Bromoxvnil	mg/kg	-	-	-	-	-	-	-	-	-	
Carbochenothion	mg/kg	0.003	-	-	-	-	-	-	-	-	
chlordan	mg/kg	0.002	-	-	-	-	-	-	-	-	
Chlordane (cis)	mg/kg	0.002	-	-	-	-	-	-	-	-	
Azinphos Ethyl	mg/kg	0.005	-	-	-	-	-	-	-	-	
Chlordane (trans)	mg/kg	0.05	-	-	-	-	-	-	-	-	
Chlorfenvinphos	mg/kg	0.003	-	-	-	-	-	-	-	-	
Chlorotoluron	mg/kg	-	-	-	-	-	-	-	-	-	
Chlorovrifos	mg/kg	0.002	-	-	-	-	-	-	-	-	
Chlorpyrifos-methyl	mg/kg	0.002	-	-	-	-	-	-	-	-	
Cyanazine	mg/kg	-	-	-	-	-	-	-	-	-	
d-BHC	mg/kg	0.002	-	-	-	-	-	-	-	-	
DDD	mg/kg	0.005	-	-	-	-	-	-	-	-	
DDT	mg/kg	0.005	-	-	-	-	-	-	-	-	
Chlorothalonil	mg/kg	0.002	-	-	-	-	-	-	-	-	
Diazinon	mg/kg	0.001	-	-	-	-	-	-	-	-	
Dicamba	mg/kg	-	-	-	-	-	-	-	-	-	
Dichlobenil	mg/kg	0.001	-	-	-	-	-	-	-	-	
cis-Permethrin	mg/kg	0.003	-	-	-	-	-	-	-	-	
Dichlorvos	mg/kg	0.002	16	-	-	-	-	-	-	-	
Diclofop	mg/kg	-	-	-	-	-	-	-	-	-	
Dieldrin	mg/kg	0.005	18	-	-	-	-	-	-	-	
Dimethoate	mg/kg	0.003	-	-	-	-	-	-	-	-	
Dinoseb	mg/kg	-	-	-	-	-	-	-	-	-	
Diuron	mg/kg	-	-	-	-	-	-	-	-	-	
Endosulfan I	mg/kg	0.001	1200	-	-	-	-	-	-	-	
Endosulfan II	mg/kg	0.01	-	-	-	-	-	-	-	-	
Endosulfan sulphate	mg/kg	0.005	-	-	-	-	-	-	-	-	
Endrin	mg/kg	0.003	-	-	-	-	-	-	-	-	
Endrin ketone	mg/kg	0.03	-	-	-	-	-	-	-	-	
Ethion	mg/kg	0.003	-	-	-	-	-	-	-	-	
Fenitrothion	mg/kg	0.005	-	-	-	-	-	-	-	-	
Fenthion	mg/kg	0.01	-	-	-	-	-	-	-	-	
Fluroxypv	mg/kg	0.1	-	-	-	-	-	-	-	-	

Chem Group	ChemName	output unit	EQL	Matrix Description										
				LQM S4UL Public Open Space (POS) Residential - 1% SOM										
				Field ID	BH07046-X-5.00-ES-191203	BH07046-X-6.00-ES-191203	BH07046-X-7.00-ES-191203	BH07046-X-0.05-ES-191112	BH07049-X-0.50-ES-191112	BH07049-X-1.20-ES-191112	BH07049-X-2.00-ES-191121	BH07049-X-3.00-ES-191121	BH07049-X-4.00-ES-191121	
				Location Code	BH07046	BH07046	BH07046	BH07049	BH07049	BH07049	BH07049	BH07049	BH07049	
				Sample Depth Range	5	6	7	0.05	0.5	1.2	2	3	4	
				Sample Date Time	03/12/2019	03/12/2019	03/12/2019	12/11/2019	12/11/2019	12/11/2019	21/11/2019	21/11/2019	21/11/2019	
	8.2													
	g-BHC (Lindane)	mg/kg	0.001											
	Heptachlor	mg/kg	0.003											
	Isodrin	mg/kg	0.002											
	Isoproturon	mg/kg												
	Linuron	mg/kg												
	Malathion	mg/kg	0.002											
	2-Methyl-4-chlorophenoxyacetic acid	mg/kg												
	2-Methyl-4-Chlorophenoxy Butanoic Acid	mg/kg												
	Mecoprop	mg/kg												
	Methoxychlor	mg/kg	0.005											
	Methyl carathion	mg/kg	0.01											
	Mevinphos (Phosdrin)	mg/kg	0.002											
	o,p-DDD	mg/kg	0.005											
	o,p'-DDE	mg/kg	0.002											
	o,p'-Methoxychlor	mg/kg	0.05											
	Parathion	mg/kg	0.005											
	Pendimethalin	mg/kg	0.01											
	Permethrin	mg/kg	0.05											
	Permethrin II	mg/kg	0.003											
	Phorate	mg/kg	0.01											
	Priniphos-methyl	mg/kg	0.002											
	Priniphos-ethyl	mg/kg	0.002											
	Prometon	mg/kg	0.05											
	Prometryn	mg/kg	0.05											
	Pronamide	mg/kg	0.002											
	Propazine	mg/kg	0.05											
	Propiconazole	mg/kg												
	Propoxycarbazone-sodium	mg/kg												
	Simazine	mg/kg	0.05											
	Terbutryn	mg/kg	0.05											
	Terbutylazine	mg/kg	0.05											
	Phoxalone	mg/kg	0.005											
	Phosphamidon	mg/kg	0.005											
	Triadimefon	mg/kg	0.002											
	Triallate	mg/kg	0.002											
	Triclopyr	mg/kg	0.1											
	Triclosan	mg/kg												
	Trifluralin	mg/kg	0.01											
	Tebuconazole	mg/kg												
	Telodrin	mg/kg	0.05											
	Triazophos	mg/kg	0.003											
SVOC TIC	SVOC TICs - Detect	Detect												
	Anthraquinone 9,10-	mg/kg												
	SVOC Tentatively Identified Compounds	mg/kg	0.1											
	Aniline	mg/kg	0.3											
VOC TIC	VOC TICs - Detect	Detect												
	VOC Tentatively Identified Compounds	mg/kg	0.05											
	Freon 113	mg/kg	0.005											
Other	Temperature	°C												
	Conductivity @ 20°C	µS/cm	14											
	% Stones <4mm	%		100	0	0	0	0	0	0	30.4	57.1	47.3	
	Fraction of non-crushable material	%		0	0	0	0	0	0	0	0	0	0	
	Moisture Content (dried @35°C)	%												
	Moisture Content 105C	%	0.1	30	27.4	49.1	24.1	19	21.4	14.5	17.6	28.7		
	pH (Lab)	pH Units	1	7	7.5	8.2	8.2	10.3	10.9	10.4	7.9	7.8		
	Stone Content	%	0.1	12.4	22.1	0	5.6	10.3	8.3	9.5	7.4	4.7		
	Total Organic Carbon	%	0.02	16.8	5.3	7.4	0.66	0.82	0.83	1.07	>25	>25		

**Env Stds Comments**  
 #1:GAC is only presented as speciated chromium. 7.7mg/kg is used for hexavalent. If hexavalent chromium (CVI) data is available, a value of 1,500mg/kg r  
 #2:C4SL for lead adopted  
 #3:GAC only presented as speciated mercury. 16mg/kg is used for elemental mercury. If the CSM indicates that elemental mercury is not a CoC and mercury  
 #4:Updated S4UL for nickel  
 #5:S4UL exceeds solubility saturation limit  
 #6:Criteria derived for Al<sup>3</sup>-C16-C35 split between Al<sup>3</sup>-C16-21 & Al<sup>3</sup>-C21-35. Requires summation of fractions to use Al<sup>3</sup>-C16-C35 criteria.  
 #7:Criteria presented is for p-xylene. A separate value is presented for o-xylene.  
 #8:S4UL based on a threshold protective of direct skin contact with phenol

**Legend**

8.2	Results exceeds GAC.
<50	Results MDL is greater than GAC.
NAD	No asbestos detected.
-	Determinand has not been tested for.

**Notes**  
 A range is given where a determinand has been analysed for by more than one method.











		Field ID	BH07049-X-5.00-ES-191121	BH07049-X-6.00-ES-191122	BH07049-X-7.00-ES-191122	BH07053-X-0.05-ES-191122	BH07053-X-0.50-ES-191122	BH07053-X-10.00-ES-200206	BH07053-X-10.00-ES-200206	BH07053-X-11.00-ES-200206	BH07053-X-12.00-ES-200207	
		Location Code	BH07049	BH07049	BH07049	BH07053	BH07053	BH07053	BH07053	BH07053	BH07053	
		Sample Depth Range	5	6	7	0.05	0.5	10	10	11	12	
		Sample Date	21/11/2019	22/11/2019	22/11/2019	22/11/2019	22/11/2019	06/02/2020	06/02/2020	06/02/2020	07/02/2020	
		Matrix Description	LQM S4UL Public Open Space (POS) Residential - 1% SOM									
		C4SL Public Open Space (POS) Residential										
Chem Group	ChemName	output unit	EQL									
	o-BHC (Lindane)	mg/kg	0.001	-	-	-	-	-	-	-	-	
	Heptachlor	mg/kg	0.003	-	-	-	-	-	-	-	-	
	Isodrin	mg/kg	0.002	-	-	-	-	-	-	-	-	
	Isoproturon	mg/kg	-	-	-	-	-	-	-	-	-	
	Linuron	mg/kg	-	-	-	-	-	-	-	-	-	
	Malathion	mg/kg	0.002	-	-	-	-	-	-	-	-	
	2-Methyl-4-chlorophenoxyacetic acid	mg/kg	-	-	-	-	-	-	-	-	-	
	2-Methyl-4-Chlorophenoxy Butanoic Acid	mg/kg	-	-	-	-	-	-	-	-	-	
	Meconop	mg/kg	-	-	-	-	-	-	-	-	-	
	Methoxychlor	mg/kg	0.005	-	-	-	-	-	-	-	-	
	Methyl parathion	mg/kg	0.01	-	-	-	-	-	-	-	-	
	Mevinphos (Phosdrin)	mg/kg	0.002	-	-	-	-	-	-	-	-	
	o,p-DDD	mg/kg	0.005	-	-	-	-	-	-	-	-	
	o,p'-DDE	mg/kg	0.002	-	-	-	-	-	-	-	-	
	o,p'-Methoxychlor	mg/kg	0.05	-	-	-	-	-	-	-	-	
	Parathion	mg/kg	0.005	-	-	-	-	-	-	-	-	
	Pendimethalin	mg/kg	0.01	-	-	-	-	-	-	-	-	
	Permethrin	mg/kg	0.05	-	-	-	-	-	-	-	-	
	Permethrin II	mg/kg	0.003	-	-	-	-	-	-	-	-	
	Phorate	mg/kg	0.01	-	-	-	-	-	-	-	-	
	Priniphos-methyl	mg/kg	0.002	-	-	-	-	-	-	-	-	
	Priniphos-ethyl	mg/kg	0.002	-	-	-	-	-	-	-	-	
	Prometon	mg/kg	0.05	-	-	-	-	-	-	-	-	
	Prometryn	mg/kg	0.05	-	-	-	-	-	-	-	-	
	Pronamide	mg/kg	0.002	-	-	-	-	-	-	-	-	
	Propazine	mg/kg	0.05	-	-	-	-	-	-	-	-	
	Propiconazole	mg/kg	-	-	-	-	-	-	-	-	-	
	Propoxycarbazon-sodium	mg/kg	-	-	-	-	-	-	-	-	-	
	Simazine	mg/kg	0.05	-	-	-	-	-	-	-	-	
	Terbutryn	mg/kg	0.05	-	-	-	-	-	-	-	-	
	Terbutylazine	mg/kg	0.05	-	-	-	-	-	-	-	-	
	Phoxalone	mg/kg	0.005	-	-	-	-	-	-	-	-	
	Phosphamidon	mg/kg	0.005	-	-	-	-	-	-	-	-	
	Triadimefon	mg/kg	0.002	-	-	-	-	-	-	-	-	
	Triallate	mg/kg	0.002	-	-	-	-	-	-	-	-	
	Triclopyr	mg/kg	0.1	-	-	-	-	-	-	-	-	
	Tricosan	mg/kg	-	-	-	-	-	-	-	-	-	
	Trifluralin	mg/kg	0.01	-	-	-	-	-	-	-	-	
	Tebuconazole	mg/kg	-	-	-	-	-	-	-	-	-	
	Telodrin	mg/kg	0.05	-	-	-	-	-	-	-	-	
	Triazophos	mg/kg	0.003	-	-	-	-	-	-	-	-	
SVOC TIC	SVOC TICs - Detect	Detect	-	-	-	-	-	-	-	-	-	
	Anthraquinone 9,10-	mg/kg	-	-	-	-	-	-	-	-	-	
	SVOC Tentatively Identified Compounds	mg/kg	0.1	-	-	-	-	-	-	-	-	
	Aniline	mg/kg	0.3	-	-	-	-	-	-	-	-	
VOC TIC	VOC TICs - Detect	Detect	-	-	-	-	-	-	-	-	-	
	VOC Tentatively Identified Compounds	mg/kg	0.05	-	-	-	-	-	-	-	-	
	Freon 113	mg/kg	0.005	-	-	-	-	-	-	-	-	
Other	Temperature	°C	-	-	-	-	-	-	-	-	-	
	Conductivity @ 20°C	µS/cm	14	-	-	-	-	-	-	-	-	
	% Stones <4mm	%	33.8	26.5	0	0	0	0	0	0	0	
	Fraction of non-crushable material	%	0	0	0	0	0	0	0	0	0	
	Moisture Content (dried @35°C)	%	-	-	-	-	-	-	-	-	-	
	Moisture Content 105C	%	0.1	30.6	31.6	41	26.5	30.5	40.1	48.1	39.7	
	pH (Lab)	pH Units	7	7.9	7.9	8.6	8.2	8	8.2	8.2	8.4	
	Stone Content	%	6.1	5.1	6.3	0	0	0	0	0	0	
	Total Organic Carbon	%	0.02	>25	>25	2.45	0.66	0.64	1.59	1.56	1.92	

**Env Stds Comments**  
 #1:GAC is only presented as speciated chromium. 7.7mg/kg is used for hexavalent. If hexavalent chromium (CVI) data is available, a value of 1,500mg/kg r  
 #2:C4SL for lead adopted  
 #3:GAC only presented as speciated mercury. 16mg/kg is used for elemental mercury. If the CSM indicates that elemental mercury is not a CoC and mercury  
 #4:Updated S4UL for nickel  
 #5:S4UL exceeds solubility saturation limit  
 #6:Criteria derived for Al<sup>3</sup>-C16-C35 split between Al<sup>3</sup>-C16-21 & Al<sup>3</sup>-C21-35. Requires summation of fractions to use Al<sup>3</sup>-C16-C35 criteria.  
 #7:Criteria presented is for p-xylene. A separate value is presented for o-xylene.  
 #8:S4UL based on a threshold protective of direct skin contact with phenol

**Legend**

38.2	Results exceeds GAC.
<50	Results MDL is greater than GAC.
NAD	No asbestos detected.
-	Determinand has not been tested for.

**Notes**  
 A range is given where a determinand has been analysed for by more than one method.



Chem Group	ChemName	output unit	EQL	Field ID	BH07053-X-13.00-ES-200207	BH07053-X-14.00-ES-200207	BH07053-X-15.00-ES-200213	BH07053-X-16.00-ES-200213	BH07053-X-17.00-ES-200213	BH07053-X-18.00-ES-200213	BH07053-X-19.00-ES-200213	BH07053-X-20.00-ES-200129	BH07053-X-20.00-ES-200213	
				Location Code	BH07053	BH07053	BH07053	BH07053	BH07053	BH07053	BH07053	BH07053	BH07053	BH07053
				Sample Depth Range	13	14	15	16	17	18	19	2	20	
				Sample Date	07/02/2020	07/02/2020	13/02/2020	13/02/2020	13/02/2020	13/02/2020	13/02/2020	29/01/2020	13/02/2020	
				Matrix Description	LQM S4UL Public Open Space (POS) Residential - 1% SOM									
				C4SL Public Open Space (POS) Residential										
TPH	>C6-C6	mg/kg	0.02	-	-	-	-	-	-	-	-	-	<0.2	-
	>C6-C7	mg/kg	0.02	-	-	-	-	-	-	-	-	-	<0.2	-
	>C7-C8	mg/kg	0.02	-	-	-	-	-	-	-	-	-	<0.2	-
	>C6-C8	mg/kg	0.2	<0.2	<0.2	8.01	5.42	7.11	7.41	9.87	9.87	-	<0.2	-
	>C8-C10	mg/kg	0.02	<2	<2	7.36	4.73	7.88	3.84	9.87	9.87	-	<0.2	8.94
	>C10-C12	mg/kg	0.02	<2	<2	2.27	2.15	2.46	2.29	2.21	2.21	-	<2	6.21
	>C12-C16	mg/kg	2	5.03	<2	5.22	3.95	4.52	4.47	3.81	3.81	-	<2	3.38
	>C16-C21	mg/kg	2	-	-	-	-	-	-	-	-	-	-	-
	>C21-C28	mg/kg	35	-	-	-	-	-	-	-	-	-	-	-
	>C21-C35	mg/kg	4.38	33.9	11.5	22.9	12.3	15.4	16	14.6	14.6	-	10.2	
	>C28-C35	mg/kg	35	-	-	-	-	-	-	-	-	-	-	-
	>C31-C40	mg/kg	10	44.7	16	25.8	13.6	17.1	18	15.5	15.5	-	10.7	
	>C35-C40	mg/kg	35	-	-	-	-	-	-	-	-	-	-	-
	GRO >C5-10	mg/kg	0.02	-	-	-	-	-	-	-	-	-	-	-
	TPH >C8-C40	mg/kg	10	<52.7	<19.7	<48.9	<30	<39.3	<36.2	<41.5	<41.5	-	<31.3	
	EPH >C5-40	mg/kg	35	-	-	-	-	-	-	-	-	-	-	-
	EPH >C10-40	mg/kg	35	-	-	-	-	-	-	-	-	-	-	-
	GRO	mg/kg	0.2	-	-	-	-	-	-	-	-	-	<0.2	-
	GRO >C5-12	mg/kg	0.1	-	-	-	-	-	-	-	-	-	-	-
	TPH by GC/ED (AR)	mg/kg	10	52.6	19.6	48.7	29.8	39.1	36	41.3	41.3	-	31.1	
BTEX and MTE	Benzene	mg/kg	0.001	140	72	-	-	29.8	39.1	36	41.3	-	<0.01 - 0.003	31.1
	Toluene	mg/kg	0.005	-	56000	-	-	-	-	-	-	-	<0.005	-
	Ethylbenzene	mg/kg	0.002	-	24000	-	-	-	-	-	-	-	<0.01	-
	Xylene (m & o)	mg/kg	0.004	-	41000	-	-	-	-	-	-	-	<0.004	-
	Xylene (p)	mg/kg	0.002	-	41000	-	-	-	-	-	-	-	<0.002	-
	Xylene Total	mg/kg	0.02	-	-	-	-	-	-	-	-	-	<0.03	-
	MTE	mg/kg	0.001	-	-	-	-	-	-	-	-	-	-	-
	Total BTEX	mg/kg	0.04	-	-	-	-	-	-	-	-	-	-	-
VOC	Styrene	mg/kg	0.001	-	-	-	-	-	-	-	-	-	-	-
	cis-1,3-dichloroethene	mg/kg	0.001	-	-	-	-	-	-	-	-	-	-	-
	trans-1,3-dichloroethene	mg/kg	0.001	-	-	-	-	-	-	-	-	-	-	-
	1,1,1,2-tetrachloroethane	mg/kg	0.001	1400	-	-	-	-	-	-	-	-	-	-
	1,1,1-trichloroethane	mg/kg	0.001	140000	-	-	-	-	-	-	-	-	-	-
	1,1,2,2-tetrachloroethane	mg/kg	0.001	1400	-	-	-	-	-	-	-	-	-	-
	1,1,2-trichloroethane	mg/kg	0.001	-	-	-	-	-	-	-	-	-	-	-
	1,1-dichloroethane	mg/kg	0.001	-	-	-	-	-	-	-	-	-	-	-
	1,1-dichloroethene	mg/kg	0.001	-	-	-	-	-	-	-	-	-	-	-
	1,1-dichloropropane	mg/kg	0.001	-	-	-	-	-	-	-	-	-	-	-
	1,2,3-trichloropropane	mg/kg	0.001	-	-	-	-	-	-	-	-	-	-	-
	1,2,4-trimethylbenzene	mg/kg	0.001	-	-	-	-	-	-	-	-	-	-	-
	1,2-dibromo-3-chloropropane	mg/kg	0.001	-	-	-	-	-	-	-	-	-	-	-
	1,2-dibromoethane	mg/kg	0.001	-	-	-	-	-	-	-	-	-	-	-
	1,2-dichloroethane	mg/kg	0.001	29	-	-	-	-	-	-	-	-	-	-
	1,2-dichloroethene	mg/kg	0.001	-	-	-	-	-	-	-	-	-	-	-
	1,3,5-trimethylbenzene	mg/kg	0.001	-	-	-	-	-	-	-	-	-	-	-
	1,3-dichloropropane	mg/kg	0.001	-	-	-	-	-	-	-	-	-	-	-
	2,2-dichloropropane	mg/kg	0.001	-	-	-	-	-	-	-	-	-	-	-
	2-chlorotoluene	mg/kg	0.001	-	-	-	-	-	-	-	-	-	-	-
	4-chlorotoluene	mg/kg	0.001	-	-	-	-	-	-	-	-	-	-	-
	Bromobenzene	mg/kg	0.001	-	-	-	-	-	-	-	-	-	-	-
	Bromochloromethane	mg/kg	0.001	-	-	-	-	-	-	-	-	-	-	-
	Bromodichloromethane	mg/kg	0.001	-	-	-	-	-	-	-	-	-	-	-
	Bromoform	mg/kg	0.001	-	-	-	-	-	-	-	-	-	-	-
	Bromomethane	mg/kg	0.001	-	-	-	-	-	-	-	-	-	-	-
	Carbon disulfide	mg/kg	0.007	11000	-	-	-	-	-	-	-	-	-	-
	Carbon tetrachloride	mg/kg	0.001	890	-	-	-	-	-	-	-	-	-	-
	Chlorobromomethane	mg/kg	0.001	-	-	-	-	-	-	-	-	-	-	-
	Chloroethane	mg/kg	0.002	-	-	-	-	-	-	-	-	-	-	-
	Chloroform	mg/kg	0.001	2500	-	-	-	-	-	-	-	-	-	-
	Chloromethane	mg/kg	0.003	-	-	-	-	-	-	-	-	-	-	-
	cis-1,2-dichloroethene	mg/kg	0.005	-	-	-	-	-	-	-	-	-	-	-
	Dibromomethane	mg/kg	0.001	-	-	-	-	-	-	-	-	-	-	-
	Dichlorodifluoromethane	mg/kg	0.001	-	-	-	-	-	-	-	-	-	-	-
	Dichloromethane	mg/kg	0.01	-	-	-	-	-	-	-	-	-	-	-
	Isopropylbenzene	mg/kg	0.001	-	-	-	-	-	-	-	-	-	-	-
	n-butylbenzene	mg/kg	0.001	-	-	-	-	-	-	-	-	-	-	-
	n-propylbenzene	mg/kg	0.001	-	-	-	-	-	-	-	-	-	-	-
	p-isocrotyltoluene	mg/kg	0.001	-	-	-	-	-	-	-	-	-	-	-
	sec-butylbenzene	mg/kg	0.001	-	-	-	-	-	-	-	-	-	-	-
	Trichloroethene	mg/kg	0.001	120	-	-	-	-	-	-	-	-	-	-
	tert-butylbenzene	mg/kg	0.001	-	-	-	-	-	-	-	-	-	-	-
	Tetrachloroethene	mg/kg	0.003	1400	-	-	-	-	-	-	-	-	-	-
	trans-1,2-dichloroethene	mg/kg	0.001	-	-	-	-	-	-	-	-	-	-	-
	Trichlorofluoromethane	mg/kg	0.001	-	-	-	-	-	-	-	-	-	-	-
	Vinyl chloride	mg/kg	0.001	3.5	-	-	-	-	-	-	-	-	-	-
	tert-Amyl methyl ether	mg/kg	0.01	-	-	-	-	-	-	-	-	-	-	-
	VOC/SVOC	1,2,3-trichlorobenzene	mg/kg	0.001	-	-	-	-	-	-	-	-	-	-
		1,2,4-trichlorobenzene	mg/kg	0.003	-	-	-	-	-	-	-	-	-	-
1,2-dichlorobenzene		mg/kg	0.001	90000	-	-	-	-	-	-	-	-	-	
1,3,5-Trichlorobenzene		mg/kg	0.001	1700	-	-	-	-	-	-	-	-	-	
1,3-dichlorobenzene		mg/kg	0.001	300	-	-	-	-	-	-	-	-	-	
1,4-dichlorobenzene		mg/kg	0.001	17000	-	-	-	-	-	-	-	-	-	
Chlorobenzene		mg/kg	0.001	11000	-	-	-	-	-	-	-	-	-	
Hexachlorobutadiene	mg/kg	0.002	25	-	-	-	-	-	-	-	-	-		

		Field ID	BH07053-X-13.00-ES-200207	BH07053-X-14.00-ES-200207	BH07053-X-15.00-ES-200213	BH07053-X-16.00-ES-200213	BH07053-X-17.00-ES-200213	BH07053-X-18.00-ES-200213	BH07053-X-19.00-ES-200213	BH07053-X-20.00-ES-200213	BH07053-X-21.00-ES-200213	BH07053-X-22.00-ES-200213	BH07053-X-23.00-ES-200213
		Location Code	BH07053	BH07053	BH07053	BH07053	BH07053	BH07053	BH07053	BH07053	BH07053	BH07053	BH07053
		Sample Depth Range	13	14	15	16	17	18	19	20	21	22	23
		Sample Date	07/02/2020	07/02/2020	13/02/2020	13/02/2020	13/02/2020	13/02/2020	13/02/2020	13/02/2020	29/01/2020	13/02/2020	
		Matrix Description	LQM S4UL Public Open Space (POS) Residential - 1% SOM										
		C4SL Public Open Space (POS) Residential											
Chem Group	ChemName	output unit	EQL										
SVOC	Benzyl alcohol	mg/kg	0.5	-	-	-	-	-	-	-	-	-	-
	Diphenyl ether	mg/kg	0.1	-	-	-	-	-	-	-	-	-	-
	4-bromophenyl phenyl ether	mg/kg	0.1	-	-	-	-	-	-	-	-	-	-
	4-nitroaniline	mg/kg	0.1	-	-	-	-	-	-	-	-	-	-
	4-nitrophenol	mg/kg	0.1	-	-	-	-	-	-	-	-	-	-
	1,1-Biohexyl	mg/kg	0.1	-	-	-	-	-	-	-	-	-	-
	1,2,3,4-tetrachlorobenzene	mg/kg	0.001	830	-	-	-	-	-	-	-	-	-
	1-Methylnaphthalene	mg/kg	0.1	-	-	-	-	-	-	-	-	-	-
	2,4,5-trichlorophenol	mg/kg	0.1	-	-	-	-	-	-	-	-	-	-
	2,4,6-trichlorophenol	mg/kg	0.1	-	-	-	-	-	-	-	-	-	-
	2,4-dichlorophenol	mg/kg	0.1	-	-	-	-	-	-	-	-	-	-
	2,4-dimethylphenol	mg/kg	0.1	-	-	-	-	-	-	-	-	-	-
	2,4-dinitrophenol	mg/kg	0.5	-	-	-	-	-	-	-	-	-	-
	2,4-dinitrotoluene	mg/kg	0.1	-	-	-	-	-	-	-	-	-	-
	2,6-dinitrotoluene	mg/kg	0.1	-	-	-	-	-	-	-	-	-	-
	2-chloronaphthalene	mg/kg	0.1	-	-	-	-	-	-	-	-	-	-
	2-chlorophenol	mg/kg	0.1	-	-	-	-	-	-	-	-	-	-
	2-methylnaphthalene	mg/kg	0.1	-	-	-	-	-	-	-	-	-	-
	2-methylphenol	mg/kg	0.1	-	-	-	-	-	-	-	-	-	-
	2-nitroaniline	mg/kg	0.1	-	-	-	-	-	-	-	-	-	-
	2-nitrophenol	mg/kg	0.1	-	-	-	-	-	-	-	-	-	-
	3-nitroaniline	mg/kg	0.1	-	-	-	-	-	-	-	-	-	-
	4,6-Dinitro-2-methylphenol	mg/kg	0.2	-	-	-	-	-	-	-	-	-	-
	4-chloro-3-methylphenol	mg/kg	0.1	-	-	-	-	-	-	-	-	-	-
	4-chloroaniline	mg/kg	0.1	-	-	-	-	-	-	-	-	-	-
	4-chlorophenol	mg/kg	0.5	-	-	-	-	-	-	-	-	-	-
	4-chlorophenyl phenyl ether	mg/kg	0.1	620	-	-	-	-	-	-	-	-	-
	4-methylphenol	mg/kg	0.1	-	-	-	-	-	-	-	-	-	-
	Azobenzene	mg/kg	0.1	-	-	-	-	-	-	-	-	-	-
	Benzoic Acid	mg/kg	0.5	-	-	-	-	-	-	-	-	-	-
	Bis(2-chlorophenoxy) methane	mg/kg	0.1	-	-	-	-	-	-	-	-	-	-
	Bis(2-chloroethoxy) ether	mg/kg	0.1	-	-	-	-	-	-	-	-	-	-
	Bis(2-chloroisopropoxy) ether	mg/kg	0.1	-	-	-	-	-	-	-	-	-	-
	Bis(2-ethylhexyl) phthalate	mg/kg	0.1	-	-	-	-	-	-	-	-	-	-
	Butyl benzyl phthalate	mg/kg	0.1	-	-	-	-	-	-	-	-	-	-
	Catechol	mg/kg	0.1	-	-	-	-	-	-	-	-	-	-
	Dibenzofuran	mg/kg	0.1	-	-	-	-	-	-	-	-	-	-
	Diethylphthalate	mg/kg	0.1	-	-	-	-	-	-	-	-	-	-
	Dimethyl phthalate	mg/kg	0.1	-	-	-	-	-	-	-	-	-	-
	Di-n-butyl phthalate	mg/kg	0.1	-	-	-	-	-	-	-	-	-	-
	Di-n-octyl phthalate	mg/kg	0.1	-	-	-	-	-	-	-	-	-	-
	Hexachlorobenzene	mg/kg	0.002	16	-	-	-	-	-	-	-	-	-
	Hexachlorocyclopentadiene	mg/kg	0.1	-	-	-	-	-	-	-	-	-	-
	Hexachloroethane	mg/kg	0.1	-	-	-	-	-	-	-	-	-	-
	Isophorone	mg/kg	0.1	-	-	-	-	-	-	-	-	-	-
	Nitrobenzene	mg/kg	0.1	-	-	-	-	-	-	-	-	-	-
	N-nitrosodi-n-propylamine	mg/kg	0.1	-	-	-	-	-	-	-	-	-	-
n-Nitrosodiphenylamine	mg/kg	0.1	-	-	-	-	-	-	-	-	-	-	
Pentachlorobenzene	mg/kg	0.001	100	-	-	-	-	-	-	-	-	-	
Pentachloronitrobenzene	mg/kg	0.05	-	-	-	-	-	-	-	-	-	-	
Pentachlorophenol	mg/kg	0.1	60	-	-	-	-	-	-	-	-	-	
PCB	PCB-110	mg/kg	-	-	-	-	-	-	-	-	-	-	-
	PCB-128	mg/kg	-	-	-	-	-	-	-	-	-	-	-
	PCB-141	mg/kg	-	-	-	-	-	-	-	-	-	-	-
	PCB-149	mg/kg	-	-	-	-	-	-	-	-	-	-	-
	PCB-151	mg/kg	-	-	-	-	-	-	-	-	-	-	-
	PCB-158	mg/kg	-	-	-	-	-	-	-	-	-	-	-
	PCB-170	mg/kg	-	-	-	-	-	-	-	-	-	-	-
	PCB-18	mg/kg	-	-	-	-	-	-	-	-	-	-	-
	PCB-183	mg/kg	-	-	-	-	-	-	-	-	-	-	-
	PCB-187	mg/kg	-	-	-	-	-	-	-	-	-	-	-
	PCB-194	mg/kg	-	-	-	-	-	-	-	-	-	-	-
	PCB-31	mg/kg	-	-	-	-	-	-	-	-	-	-	-
	PCB-44	mg/kg	-	-	-	-	-	-	-	-	-	-	-
	PCB-49	mg/kg	-	-	-	-	-	-	-	-	-	-	-
	2,2,4,4-tetrachloro-1,1-Biphenyl	mg/kg	-	-	-	-	-	-	-	-	-	-	-
	2,3,4,4-tetrachloro-1,1-Biphenyl	mg/kg	-	-	-	-	-	-	-	-	-	-	-
	Heptachlorobiphenyl, 2,3,3,4,4,5,5- (PCB 189)	mg/kg	0.003	-	-	-	-	-	-	-	-	-	<0.005
	Hexachlorobiphenyl, 2,3,3,4,4,5- (PCB 156)	mg/kg	0.003	-	-	-	-	-	-	-	-	-	<0.005
	Hexachlorobiphenyl, 2,3,3,4,4,5- (PCB 157)	mg/kg	0.003	-	-	-	-	-	-	-	-	-	<0.005
	Hexachlorobiphenyl, 2,3,4,4,5,5- (PCB 167)	mg/kg	0.003	-	-	-	-	-	-	-	-	-	<0.005
	Hexachlorobiphenyl, 3,3,4,4,5,5- (PCB 169)	mg/kg	0.003	-	-	-	-	-	-	-	-	-	<0.005
	PCB 101	mg/kg	0.003	-	-	-	-	-	-	-	-	-	<0.005
	PCB 118	mg/kg	0.003	-	-	-	-	-	-	-	-	-	<0.005
	PCB 138	mg/kg	0.003	-	-	-	-	-	-	-	-	-	<0.005
	PCB 153	mg/kg	0.003	-	-	-	-	-	-	-	-	-	<0.005
	PCB 180	mg/kg	0.003	-	-	-	-	-	-	-	-	-	<0.005
	PCB 28	mg/kg	0.003	-	-	-	-	-	-	-	-	-	<0.005
PCB 52	mg/kg	0.003	-	-	-	-	-	-	-	-	-	<0.005	
Pentachlorobiphenyl, 2,3,3,4,4- (PCB 105)	mg/kg	0.003	-	-	-	-	-	-	-	-	-	<0.005	
Pentachlorobiphenyl, 2,3,3,4,4,5- (PCB 114)	mg/kg	0.003	-	-	-	-	-	-	-	-	-	<0.005	
Pentachlorobiphenyl, 2,3,4,4,5- (PCB 123)	mg/kg	0.003	-	-	-	-	-	-	-	-	-	<0.005	
Pentachlorobiphenyl, 3,3,4,4,5- (PCB 126)	mg/kg	0.003	-	-	-	-	-	-	-	-	-	<0.005	
Tetrachlorobiphenyl, 3,3,4,4- (PCB 77)	mg/kg	0.003	-	-	-	-	-	-	-	-	-	<0.005	
Tetrachlorobiphenyl, 3,4,4,5- (PCB 81)	mg/kg	0.003	-	-	-	-	-	-	-	-	-	<0.005	
Total PCB 7 congeners	mg/kg	0.021	-	-	-	-	-	-	-	-	-	-	
Total PCB WHO 12	mg/kg	0.036	-	-	-	-	-	-	-	-	-	-	

		Field ID	BH07053-X-13.00-ES-200207	BH07053-X-14.00-ES-200207	BH07053-X-15.00-ES-200213	BH07053-X-16.00-ES-200213	BH07053-X-17.00-ES-200213	BH07053-X-18.00-ES-200213	BH07053-X-19.00-ES-200213	BH07053-X-20.00-ES-200129	BH07053-X-20.00-ES-200213
		Location Code	BH07053	BH07053	BH07053	BH07053	BH07053	BH07053	BH07053	BH07053	BH07053
		Sample Depth Range	13	14	15	16	17	18	19	2	20
		Sample Date Time	07/02/2020	07/02/2020	13/02/2020	13/02/2020	13/02/2020	13/02/2020	13/02/2020	29/01/2020	13/02/2020
		Matrix Description	LQM S4UL Public Open Space (POS) Residential - 1% SOM								
		C4SL Public Open Space (POS) Residential									
Chem Group	ChemName	output unit	EQL								
Phenolics	Xlenols	mg/kg	0.015	-	-	-	-	-	-	-	-
	Phenol Index	mg/kg	0.5	<0.5	<0.5	<0.5	<0.5	<0.5	<0.5	<0.5	<0.5
	3-84-methylphenol	mg/kg	0.1	-	-	-	-	-	-	-	-
	Cresol Total	mg/kg	0.01	-	-	-	-	-	-	-	-
Phenols Monohydric	Phenol	mg/kg	0.01	-	-	-	-	-	-	-	-
	Phenols Monohydric	mg/kg	0.035	-	-	-	-	-	-	-	-
	Dibutyltin	mg/kg	-	-	-	-	-	-	-	-	-
	Monophenyltin	mg/kg	-	-	-	-	-	-	-	-	-
Organotins	Diphenyltin	mg/kg	-	-	-	-	-	-	-	-	-
	Monobutyltin	mg/kg	-	-	-	-	-	-	-	-	-
	Tetrabutyltin	mg/kg	-	-	-	-	-	-	-	-	-
	Tributyltin	mg/kg	0.001	-	-	-	-	-	-	<0.005	-
Triphenyltin	Triphenyltin	mg/kg	-	-	-	-	-	-	-	-	-
	Ethion	mg/kg	0.002	-	-	-	-	-	-	-	-
	Hepatachlor epoxide	mg/kg	0.002	-	-	-	-	-	-	-	-
	Methachlorphos	mg/kg	0.002	-	-	-	-	-	-	-	-
Pesticides	Propetamphos	mg/kg	0.002	-	-	-	-	-	-	-	-
	Simetryn	mg/kg	0.05	-	-	-	-	-	-	-	-
	Sodium Acifluorfen	mg/kg	-	-	-	-	-	-	-	-	-
	Tecmazene	mg/kg	0.003	-	-	-	-	-	-	-	-
2,4,5-TP (Silvex)	mg/kg	-	-	-	-	-	-	-	-	-	
Hedonal	Hedonal	mg/kg	-	-	-	-	-	-	-	-	-
	2,4-DDT	mg/kg	0.003	-	-	-	-	-	-	-	-
	2,4-Dichloroprop	mg/kg	-	-	-	-	-	-	-	-	-
	4-(2,4-Dichlorophenoxy)butyric Acid (2,4-DB)	mg/kg	-	-	-	-	-	-	-	-	-
4,4-DDE	mg/kg	0.005	-	-	-	-	-	-	-	-	
4-Chlorophenoxy acetic acid	mg/kg	-	-	-	-	-	-	-	-	-	
a-BHC	mg/kg	0.002	24	-	-	-	-	-	-	-	
Aldrin	mg/kg	0.002	18	-	-	-	-	-	-	-	
Ametryn	mg/kg	0.05	-	-	-	-	-	-	-	-	
Actril (Isaxnil)	mg/kg	-	-	-	-	-	-	-	-	-	
Atrazin	mg/kg	0.05	1200	-	-	-	-	-	-	-	
Azinophos methyl	mg/kg	0.005	-	-	-	-	-	-	-	-	
b-BHC	mg/kg	0.002	8.1	-	-	-	-	-	-	-	
Bentazone	mg/kg	0.1	-	-	-	-	-	-	-	-	
Bromoxnil	mg/kg	-	-	-	-	-	-	-	-	-	
Carbofenthoion	mg/kg	0.003	-	-	-	-	-	-	-	-	
chlordan	mg/kg	0.002	-	-	-	-	-	-	-	-	
Chlordane (cis)	mg/kg	0.002	-	-	-	-	-	-	-	-	
Azinphos Ethyl	mg/kg	0.005	-	-	-	-	-	-	-	-	
Chlordane (trans)	mg/kg	0.05	-	-	-	-	-	-	-	-	
Chlorfenvinphos	mg/kg	0.003	-	-	-	-	-	-	-	-	
Chlorotoluron	mg/kg	-	-	-	-	-	-	-	-	-	
Chlorovifos	mg/kg	0.002	-	-	-	-	-	-	-	-	
Chlorpyrifos-methyl	mg/kg	0.002	-	-	-	-	-	-	-	-	
Cyanazine	mg/kg	-	-	-	-	-	-	-	-	-	
d-BHC	mg/kg	0.002	-	-	-	-	-	-	-	-	
DDD	mg/kg	0.005	-	-	-	-	-	-	-	-	
DDT	mg/kg	0.005	-	-	-	-	-	-	-	-	
Chlorothalonil	mg/kg	0.002	-	-	-	-	-	-	-	-	
Diazinon	mg/kg	0.001	-	-	-	-	-	-	-	-	
Dicamba	mg/kg	-	-	-	-	-	-	-	-	-	
Dichlobenil	mg/kg	0.001	-	-	-	-	-	-	-	-	
cis-Permethrin	mg/kg	0.003	-	-	-	-	-	-	-	-	
Dichlorvos	mg/kg	0.002	16	-	-	-	-	-	-	-	
Diclofop	mg/kg	-	-	-	-	-	-	-	-	-	
Dieldrin	mg/kg	0.005	18	-	-	-	-	-	-	-	
Dimethoate	mg/kg	0.003	-	-	-	-	-	-	-	-	
Dinoseb	mg/kg	-	-	-	-	-	-	-	-	-	
Diuron	mg/kg	-	-	-	-	-	-	-	-	-	
Endosulfan I	mg/kg	0.001	1200	-	-	-	-	-	-	-	
Endosulfan II	mg/kg	0.01	-	-	-	-	-	-	-	-	
Endosulfan sulphate	mg/kg	0.005	-	-	-	-	-	-	-	-	
Endrin	mg/kg	0.003	-	-	-	-	-	-	-	-	
Endrin ketone	mg/kg	0.03	-	-	-	-	-	-	-	-	
Ethion	mg/kg	0.003	-	-	-	-	-	-	-	-	
Fenitrothion	mg/kg	0.005	-	-	-	-	-	-	-	-	
Fenithion	mg/kg	0.01	-	-	-	-	-	-	-	-	
Fluroxypyr	mg/kg	0.1	-	-	-	-	-	-	-	-	



		Field ID	BH07053-X-13.00-ES-200207	BH07053-X-14.00-ES-200207	BH07053-X-15.00-ES-200213	BH07053-X-16.00-ES-200213	BH07053-X-17.00-ES-200213	BH07053-X-18.00-ES-200213	BH07053-X-19.00-ES-200213	BH07053-X-20.00-ES-200213	
		Location Code	BH07053	BH07053	BH07053	BH07053	BH07053	BH07053	BH07053	BH07053	
		Sample Depth Range	13	14	15	16	17	18	19	20	
		Sample Date	07/02/2020	07/02/2020	13/02/2020	13/02/2020	13/02/2020	13/02/2020	13/02/2020	13/02/2020	
		Matrix Description	LQM S4UL Public Open Space (POS) Residential - 1% SOM								
		C4SL Public Open Space (POS) Residential									
Chem Group	ChemName	output unit	EQL								
	g-BHC (Lindane)	mg/kg	0.001	-	-	-	-	-	-	-	
	Heptachlor	mg/kg	0.003	-	-	-	-	-	-	-	
	Isodrin	mg/kg	0.002	-	-	-	-	-	-	-	
	Isoproturon	mg/kg	-	-	-	-	-	-	-	-	
	Linuron	mg/kg	-	-	-	-	-	-	-	-	
	Malathion	mg/kg	0.002	-	-	-	-	-	-	-	
	2-Methyl-4-chlorophenoxyacetic acid	mg/kg	-	-	-	-	-	-	-	-	
	2-Methyl-4-Chlorophenoxy Butanoic Acid	mg/kg	-	-	-	-	-	-	-	-	
	Mecoprop	mg/kg	-	-	-	-	-	-	-	-	
	Methoxychlor	mg/kg	0.005	-	-	-	-	-	-	-	
	Methyl carathion	mg/kg	0.01	-	-	-	-	-	-	-	
	Mevinphos (Phosdrin)	mg/kg	0.002	-	-	-	-	-	-	-	
	o,p-DDD	mg/kg	0.005	-	-	-	-	-	-	-	
	o,p'-DDE	mg/kg	0.002	-	-	-	-	-	-	-	
	o,p-Methoxychlor	mg/kg	0.05	-	-	-	-	-	-	-	
	Parathion	mg/kg	0.005	-	-	-	-	-	-	-	
	Pendimethalin	mg/kg	0.01	-	-	-	-	-	-	-	
	Permethrin	mg/kg	0.05	-	-	-	-	-	-	-	
	Permethrin II	mg/kg	0.003	-	-	-	-	-	-	-	
	Phorate	mg/kg	0.01	-	-	-	-	-	-	-	
	Priniphos-methyl	mg/kg	0.002	-	-	-	-	-	-	-	
	Priniphos-ethyl	mg/kg	0.002	-	-	-	-	-	-	-	
	Prometon	mg/kg	0.05	-	-	-	-	-	-	-	
	Prometryn	mg/kg	0.05	-	-	-	-	-	-	-	
	Pronamide	mg/kg	0.002	-	-	-	-	-	-	-	
	Propazine	mg/kg	0.05	-	-	-	-	-	-	-	
	Propiconazole	mg/kg	-	-	-	-	-	-	-	-	
	Propoxycarbazono-sodium	mg/kg	-	-	-	-	-	-	-	-	
	Simazine	mg/kg	0.05	-	-	-	-	-	-	-	
	Terbutryn	mg/kg	0.05	-	-	-	-	-	-	-	
	Terbutylazine	mg/kg	0.05	-	-	-	-	-	-	-	
	Phosalone	mg/kg	0.005	-	-	-	-	-	-	-	
	Phosphamidon	mg/kg	0.005	-	-	-	-	-	-	-	
	Triadimefon	mg/kg	0.002	-	-	-	-	-	-	-	
	Trialle	mg/kg	0.002	-	-	-	-	-	-	-	
	Triclopyr	mg/kg	0.1	-	-	-	-	-	-	-	
	Triclosan	mg/kg	-	-	-	-	-	-	-	-	
	Trifluralin	mg/kg	0.01	-	-	-	-	-	-	-	
	Tebuconazole	mg/kg	-	-	-	-	-	-	-	-	
	Telodrin	mg/kg	0.05	-	-	-	-	-	-	-	
	Triazophos	mg/kg	0.003	-	-	-	-	-	-	-	
SVOC TIC	SVOC TICs - Detect	Detect	-	-	-	-	-	-	-	-	
	Anthraquinone 9,10-	mg/kg	-	-	-	-	-	-	-	-	
	SVOC Tentatively Identified Compounds	mg/kg	0.1	-	-	-	-	-	-	-	
	Aniline	mg/kg	0.3	-	-	-	-	-	-	-	
VOC TIC	VOC TICs - Detect	Detect	-	-	-	-	-	-	-	-	
	VOC Tentatively Identified Compounds	mg/kg	0.05	-	-	-	-	-	-	-	
	Freon 113	mg/kg	0.005	-	-	-	-	-	-	-	
Other	Temperature	°C	-	-	-	-	-	-	-	-	
	Conductivity @ 20°C	µS/cm	14	-	-	-	-	-	-	-	
	% Stones >4mm	%	0	0	0	0	0	0	0	0	
	Fraction of non-crushable material	%	0	0	0	0	0	0	0	0	
	Moisture Content (dried @35°C)	%	-	47	40.3	46.7	29.7	33	31.5	28.8	
	Moisture Content 105C	%	1	47	40.3	46.7	29.7	33	31.5	28.8	
	pH (Lab)	pH Units	8.3	8.3	8.1	8.6	8.1	8.2	8.2	8.6	
	Stone Content	%	0.1	0	0	0	0	0	0	0	
	Total Organic Carbon	%	0.02	6.9	2.21	2.62	1.08	0.7	0.91	1.09	

**Env Stds Comments**  
 #1:GAC is only presented as speciated chromium. 7.7mg/kg is used for hexavalent. If hexavalent chromium (CVI) data is available, a value of 1,500mg/kg r  
 #2:C4SL for lead adopted  
 #3:GAC only presented as speciated mercury. 16mg/kg is used for elemental mercury. If the CSM indicates that elemental mercury is not a CoC and mercury  
 #4:Updated S4UL for nickel  
 #5:S4UL exceeds solubility saturation limit  
 #6:Criteria derived for Al<sup>3</sup>-C16-C35 split between Al<sup>3</sup>-C16-21 & Al<sup>3</sup>-C21-35. Requires summation of fractions to use Al<sup>3</sup>-C16-C35 criteria.  
 #7:Criteria presented is for p-xylene. A separate value is presented for o-xylene.  
 #8:S4UL based on a threshold protective of direct skin contact with phenol

**Legend**

38.2	Results exceeds GAC.
<50	Results MDL is greater than GAC.
NAD	No asbestos detected.
-	Determinand has not been tested for.

**Notes**  
 A range is given where a determinand has been analysed for by more than one method.

Chem Group	ChemName	output unit	EQI	Field ID	BH07053-X-21.00-ES-200214	BH07053-X-22.00-ES-107-200214	BH07053-X-22.00-ES-200214	BH07053-X-22.70-ES-200214	BH07053-X-23.00-ES-200214	BH07053-X-24.00-ES-200214	BH07053-X-25.00-ES-200214	BH07053-X-3.00-ES-200129	BH07053-X-3.20-ACM-200129		
				Location Code	BH07053	BH07053	BH07053	BH07053	BH07053	BH07053	BH07053	BH07053	BH07053	BH07053	BH07053
				Sample Depth Range	21	22	22	22	23	24	25	3	3	3	
				Sampled Date Time	14/02/2020	14/02/2020	14/02/2020	14/02/2020	14/02/2020	14/02/2020	29/01/2020	29/01/2020			
				Matrix Description	LOM S4UL Public Open Space (POS) Residential - 1% SOM										
				C4SL Public Open Space (POS) Residential											
Chem Group	ChemName	output unit	EQI												
Anthrax	Detection of Anthrax (Bacillus Anthracis)			-	-	-	-	-	-	-	-	-	-		
Metals	Antimony	mg/kg	0.1	0.6	-	-	-	-	-	-	-	1.4	-		
	Arsenic	mg/kg	0.3	79	12.4	15	12.6	12.7	14.7	15.4	16.2	20.6	-		
	Boron	mg/kg	0.5	21000	5	4.7	5.2	4.3	4.5	5.7	7.2	2.6	-		
	Cadmium	mg/kg	0.02	220	120	0.27	0.21	0.21	0.2	0.18	0.19	2.21	-		
	Chromium (hexavalent)	mg/kg	0.1	21	7.7	<0.1	<0.1	<0.1	<0.1	<0.1	<0.1	<0.1	-		
	Chromium	mg/kg	0.5	21	14.9	13.5	16.5	12	12.6	12.8	14.4	27.6	-		
	Cobalt	mg/kg	0.1	-	-	-	-	-	-	-	-	-	-		
	Copper	mg/kg	0.5	12000	10.9	7	8.6	7	6.9	7.6	7	32.6	-		
	Lead	mg/kg	0.5	630	35.8	6.7	8.3	5.7	6.2	7.4	7.6	74.7	-		
	Mercury	mg/kg	0.1	-	<0.1	<0.1	<0.1	<0.1	<0.1	<0.1	<0.1	0.18	-		
	Molybdenum	mg/kg	0.1	-	<0.5	-	-	-	-	-	-	1	-		
	Nickel	mg/kg	0.2	-	12.2	10	12.6	8.9	9.5	10.1	11.1	24.3	-		
	Selenium	mg/kg	0.5	-	1100	<0.5	<0.5	<0.5	<0.5	<0.5	<0.5	<0.5	-		
	Vanadium	mg/kg	0.2	-	2000	25.4	-	-	-	-	-	44.8	-		
	Zinc	mg/kg	1.9	81000	52.2	34.1	37.2	34.8	34.5	36	35.9	410	-		
Asbestos	Anthophyllite	Detect		-	-	-	-	-	-	-	-	-	-		
	Asbestos Containing Material	Detect		-	-	-	-	-	-	-	-	-	-		
	Asbestos Analysis Comments	-		-	-	-	-	-	-	-	-	-	NAD		
	Asbestos PCOM Quantification	%	0.001	-	-	-	-	-	-	-	-	-	-		
	Asbestos Quantification Total	%	0.001	-	-	-	-	-	-	-	-	-	-		
	Asbestos: Actinolite	Detect		-	-	-	-	-	-	-	-	-	-		
	Additional Asbestos Components (Using TM048)	Comment		-	-	-	-	-	-	-	-	-	-		
	Crocidolite Asbestos	Detect		-	-	-	-	-	-	-	-	-	-		
	Asbestos Gravimetric Quantification	%	0.001	-	-	-	-	-	-	-	-	-	-		
	Asbestos ID (Stage 1)	Detect		NAD	NAD	NAD	NAD	NAD	NAD	NAD	NAD	NAD	NAD		
	Chrysotile Asbestos	Detect		-	-	-	-	-	-	-	-	-	-		
	Amosite Asbestos	Detect		-	-	-	-	-	-	-	-	-	-		
	Non-Asbestos Fibre	Detect		-	-	-	-	-	-	-	-	-	-		
	Tremolite	Detect		-	-	-	-	-	-	-	-	-	-		
Inorganics	Ammoniacal Nitrogen as N	mg/kg	12	-	-	-	-	-	-	-	-	-	-		
	Cyanide (Free)	mg/kg	0.5	<0.5	<0.5	<0.5	<0.5	<0.5	<0.5	<0.5	<0.5	<0.5	-		
	Cyanide Total	mg/kg	0.5	<0.5	<0.5	<0.5	<0.5	<0.5	<0.5	<0.5	<0.5	<0.5	-		
	Cyanides-complex	mg/kg	1	-	-	-	-	-	-	-	-	-	-		
	Phosphorus	mg/kg	14	-	-	-	-	-	-	-	-	-	-		
PAH	Coronene	mg/kg	0.3	<0.3	-	-	-	-	-	-	-	-	-		
	Naphthalene	mg/kg	0.005	4900	<0.005	<0.08	<0.08	<0.08	<0.08	<0.08	<0.08	<0.08	-		
	Acenaphthene	mg/kg	0.008	15000	<0.08	<0.08	<0.08	<0.08	<0.08	<0.08	<0.08	<0.08	0.51		
	Acenaphthylene	mg/kg	0.012	15000	<0.08	<0.08	<0.08	<0.08	<0.08	<0.08	<0.08	<0.08	0.28		
	Fluoranthene	mg/kg	0.017	3100	<0.08	<0.08	<0.08	<0.08	<0.08	<0.08	<0.08	<0.08	6.73		
	Anthracene	mg/kg	0.016	74000	<0.08	<0.08	<0.08	<0.08	<0.08	<0.08	<0.08	<0.08	1.43		
	Phenanthrene	mg/kg	0.015	3100	<0.08	<0.08	<0.08	<0.08	<0.08	<0.08	<0.08	<0.08	4.08		
	Fluorene	mg/kg	0.01	9900	<0.08	<0.08	<0.08	<0.08	<0.08	<0.08	<0.08	<0.08	0.7		
	Chrysene	mg/kg	0.01	57	<0.08	<0.08	<0.08	<0.08	<0.08	<0.08	<0.08	<0.08	2.25		
	Pyrene	mg/kg	0.015	7400	<0.08	<0.08	<0.08	<0.08	<0.08	<0.08	<0.08	<0.08	5.35		
	Benzo[a]anthracene	mg/kg	0.014	29	<0.08	<0.08	<0.08	<0.08	<0.08	<0.08	<0.08	<0.08	2.63		
	Benzo[b]fluoranthene	mg/kg	0.015	7.1	<0.08	<0.08	<0.08	<0.08	<0.08	<0.08	<0.08	<0.08	2.93		
	Benzo[k]fluoranthene	mg/kg	0.014	190	<0.08	<0.08	<0.08	<0.08	<0.08	<0.08	<0.08	<0.08	1.04		
	Benzo[a]pyrene	mg/kg	0.015	5.7	<0.08	<0.08	<0.08	<0.08	<0.08	<0.08	<0.08	<0.08	2.28		
	Dibenz[a,h]anthracene	mg/kg	0.023	0.57	<0.08	<0.08	<0.08	<0.08	<0.08	<0.08	<0.08	<0.08	0.31		
	Benzo[g,h,i]perylene	mg/kg	0.024	640	<0.08	<0.08	<0.08	<0.08	<0.08	<0.08	<0.08	<0.08	1.21		
	Indeno[1,2,3-c,d]pyrene	mg/kg	0.018	82	<0.08	<0.08	<0.08	<0.08	<0.08	<0.08	<0.08	<0.08	1.35		
	PAH 16 Total	mg/kg	0.118	-	<1.28	<1.28	<1.28	<1.28	<1.28	<1.28	<1.28	<1.28	<33.9		
TPH CWG	>C5-C8 Aliphatics	mg/kg	0.01	-	<0.2	-	-	-	-	-	-	-	<0.2		
	>C6-C7 Aliphatics	mg/kg	0.2	600000	<0.2	-	-	-	-	-	-	-	<0.2		
	>C6-C8 Aliphatics	mg/kg	0.01	600000	<0.2	-	-	-	-	-	-	-	<0.2		
	>C10-C44 Aliphatics	mg/kg	5	-	-	-	-	-	-	-	-	-	<0.2		
	>C7-C8 Aliphatics	mg/kg	0.2	50.2	-	-	-	-	-	-	-	-	<0.2		
	>C10-C44 Aliphatics/Aromatics	mg/kg	10	-	-	-	-	-	-	-	-	-	-		
	>C8-C10 Aliphatics	mg/kg	0.01	13000	<0.2	-	-	-	-	-	-	-	<0.2		
	>C10-C12 Aliphatics	mg/kg	0.01	13000	<0.2	-	-	-	-	-	-	-	<0.2		
	>C12-C16 Aliphatics	mg/kg	0.1	19000	<0.2	-	-	-	-	-	-	-	<0.2		
	>C16-C21 Aliphatics	mg/kg	0.1	125000 <sup>RM</sup>	<0.2	-	-	-	-	-	-	-	20.9		
	>C21-C35 Aliphatics	mg/kg	0.1	125000 <sup>RM</sup>	10.2	-	-	-	-	-	-	-	88.7		
	>C35-C44 Aliphatics	mg/kg	0.1	250000	-	-	-	-	-	-	-	-	-		
	>C5-C10 Aliphatics	mg/kg	0.05	-	-	-	-	-	-	-	-	-	-		
	>C8-C40 Aliphatics	mg/kg	20	-	<20	-	-	-	-	-	-	-	145		
	Total Aliphatics >C12-C44	mg/kg	0.1	-	-	-	-	-	-	-	-	-	-		
	>E5-EC10 Aromatics	mg/kg	0.05	-	-	-	-	-	-	-	-	-	-		
	>E5-EC7 Aromatics	mg/kg	0.01	56000	<0.01	-	-	-	-	-	-	-	<0.01		
	>EC6-EC7 Aromatics	mg/kg	0.01	-	-	-	-	-	-	-	-	-	-		
	>EC7-EC8 Aromatics	mg/kg	0.01	56000	<0.01	-	-	-	-	-	-	-	<0.01		
	>EC8-EC10 Aromatics	mg/kg	0.01	5000	<0.01	-	-	-	-	-	-	-	<0.01		
	>EC10-EC12 Aromatics	mg/kg	0.01	5000	<0.01	-	-	-	-	-	-	-	<0.01		
	>EC8-EC40 Aromatics	mg/kg	20	20.3	-	-	-	-	-	-	-	-	327		
	>EC10-EC44 Aromatics	mg/kg	5	-	-	-	-	-	-	-	-	-	-		
	>EC12-EC16 Aromatics	mg/kg	0.1	5100	<0.1	-	-	-	-	-	-	-	6.15		
	>EC16-EC21 Aromatics	mg/kg	0.1	3800	6.64	-	-	-	-	-	-	-	37.3		
	>EC21-EC35 Aromatics	mg/kg	0.1	3800	<8.76	-	-	-	-	-	-	-	215		
	>EC35-EC44 Aromatics	mg/kg	0.1	3800	-	-	-	-	-	-	-	-	-		
	>EC40-EC44 Aromatics	mg/kg	0.1	-	-	-	-	-	-	-	-	-	-		
	>EC12-EC44 Aromatics	mg/kg	0.1	-	-	-	-	-	-	-	-	-	-		
	TPH Aliphatics & Aromatics >C5-44	mg/kg	0.1	-	-	-	-	-	-	-	-	-	-		

Chem Group	ChemName	output unit	EQL	Field ID	BH07053-X-21-00-ES-200214	BH07053-X-22-00-ES107-200214	BH07053-X-22-00-ES-200214	BH07053-X-22-70-ES-200214	BH07053-X-23-00-ES-200214	BH07053-X-24-00-ES-200214	BH07053-X-25-00-ES-200214	BH07053-X-3-00-ES-200129	BH07053-X-3-20-ACM-200129		
				Location Code	BH07053	BH07053	BH07053	BH07053	BH07053	BH07053	BH07053	BH07053	BH07053	BH07053	BH07053
				Sample Depth Range	21	22	22	22.7	23	24	25	3	3	3.2	
				Sample Date Time	14/02/2020	14/02/2020	14/02/2020	14/02/2020	14/02/2020	14/02/2020	29/01/2020	29/01/2020			
				Matrix Description	LQM S4UL Public Open Space (POS) Residential - 1% SOM										
				C4SL Public Open Space (POS) Residential											
TPH	>C6-C6	mg/kg	0.02		<0.2	-	-	-	-	-	-	<0.2	-		
	>C6-C7	mg/kg	0.02		<0.2	-	-	-	-	-	-	<0.2	-		
	>C7-C8	mg/kg	0.02		<0.2	-	-	-	-	-	-	<0.2	-		
	>C6-C8	mg/kg	0.2		<0.2	-	<0.2	<0.2	<0.2	<0.2	<0.2	<0.2	-		
	>C8-C10	mg/kg	0.02		<0.2	2.2	2.1	2.12	2.2	2.37	2.51	<0.2	-		
	>C10-C12	mg/kg	0.02		-	<2	<2	<2	<2	<2	<2	<2	-		
	>C12-C16	mg/kg	2		-	<2	<2	<2	<2	<2	<2	<2	-		
	>C16-C21	mg/kg	2		-	6.4	6.66	7.01	5.65	5.86	5.55	<2	-		
	>C21-C28	mg/kg	35		-	-	-	-	-	-	-	-	-		
	>C21-C35	mg/kg	4.38		-	21.8	22.2	25.3	18.4	19.3	19.6	-	-		
	>C28-C35	mg/kg	35		-	-	-	-	-	-	-	-	-		
	>C31-C40	mg/kg	10		-	25.2	27	29.4	21.2	22.9	22.3	-	-		
	>C35-C40	mg/kg	35		-	-	-	-	-	-	-	-	-		
	GRO >C5-10	mg/kg	0.02		-	-	-	-	-	-	-	-	-		
	TPH >C8-C40	mg/kg	10		-	<35.3	<37.3	<40.2	<30.3	<32.5	<31.5	-	-		
	EPH >C5-40	mg/kg	35		-	-	-	-	-	-	-	-	-		
	EPH >C10-40	mg/kg	35		-	-	-	-	-	-	-	-	-		
GRO	mg/kg	0.2		<0.2	-	-	-	-	-	-	<0.2	-			
GRO >C5-12	mg/kg	0.1		-	-	-	-	-	-	-	-	-			
TPH by GC/ED (AR)	mg/kg	10		-	35.1	37.1	40	30.1	32.3	31.3	-	-			
BTEX and MTE	Benzene	mg/kg	0.001	140	72	<0.01	<0.01	40	30.1	31.3	<0.01	0.001	-		
	Toluene	mg/kg	0.005		56000	<0.01	-	-	-	-	-	<0.005	-		
	Ethylbenzene	mg/kg	0.002		24000	<0.002	-	-	-	-	-	<0.01	-		
	Xylene (m & o)	mg/kg	0.004		41000	-	-	-	-	-	-	<0.004	-		
	Xylene (p)	mg/kg	0.002		41000	-	-	-	-	-	-	<0.002	-		
	Xylene Total	mg/kg	0.02		-	<0.03	-	-	-	-	-	<0.03	-		
	MTE	mg/kg	0.001		-	<0.001	-	-	-	-	-	-	-		
	Total BTEX	mg/kg	0.04		-	-	-	-	-	-	-	-	-		
VOC	Styrene	mg/kg	0.001		-	<0.001	-	-	-	-	-	-	-		
	cis-1,3-dichloroethene	mg/kg	0.001		-	<0.001	-	-	-	-	-	-	-		
	trans-1,3-dichloroethene	mg/kg	0.001		-	<0.001	-	-	-	-	-	-	-		
	1,1,1,2-tetrachloroethane	mg/kg	0.001	1400	<0.001	-	-	-	-	-	-	-	-		
	1,1,1-trichloroethane	mg/kg	0.001	140000	<0.001	-	-	-	-	-	-	-	-		
	1,1,2,2-tetrachloroethane	mg/kg	0.001	1400	<0.001	-	-	-	-	-	-	-	-		
	1,1,2-dichloroethane	mg/kg	0.001		<0.001	-	-	-	-	-	-	-	-		
	1,1-dichloroethane	mg/kg	0.001		<0.001	-	-	-	-	-	-	-	-		
	1,1-dichloroethene	mg/kg	0.001		<0.001	-	-	-	-	-	-	-	-		
	1,1-dichloroethane	mg/kg	0.001		<0.001	-	-	-	-	-	-	-	-		
	1,2-dichloroethane	mg/kg	0.001		<0.001	-	-	-	-	-	-	-	-		
	1,2-dichloroethene	mg/kg	0.001		<0.001	-	-	-	-	-	-	-	-		
	1,2-dibromo-3-chloropropane	mg/kg	0.001		<0.001	-	-	-	-	-	-	-	-		
	1,2-dibromoethane	mg/kg	0.001		<0.001	-	-	-	-	-	-	-	-		
	1,2-dichloroethane	mg/kg	0.001	29	<0.001	-	-	-	-	-	-	-	-		
	1,2-dichloroethene	mg/kg	0.001		<0.001	-	-	-	-	-	-	-	-		
	1,3,5-trimethylbenzene	mg/kg	0.001		<0.001	-	-	-	-	-	-	-	-		
	1,3-dichloropropane	mg/kg	0.001		<0.001	-	-	-	-	-	-	-	-		
	2,2-dichloropropane	mg/kg	0.001		<0.001	-	-	-	-	-	-	-	-		
	2-chlorotoluene	mg/kg	0.001		<0.001	-	-	-	-	-	-	-	-		
	4-chlorotoluene	mg/kg	0.001		<0.001	-	-	-	-	-	-	-	-		
	Bromobenzene	mg/kg	0.001		<0.001	-	-	-	-	-	-	-	-		
	Bromochloromethane	mg/kg	0.001		<0.001	-	-	-	-	-	-	-	-		
	Bromodichloromethane	mg/kg	0.001		<0.001	-	-	-	-	-	-	-	-		
	Bromoform	mg/kg	0.001		<0.001	-	-	-	-	-	-	-	-		
	Bromomethane	mg/kg	0.001		<0.001	-	-	-	-	-	-	-	-		
	Carbon disulfide	mg/kg	0.007	11000	-	-	-	-	-	-	-	-	-		
	Carbon tetrachloride	mg/kg	0.001	890	<0.001	-	-	-	-	-	-	-	-		
	Chlorobromomethane	mg/kg	0.001		<0.001	-	-	-	-	-	-	-	-		
	Chloroethane	mg/kg	0.002		<0.002	-	-	-	-	-	-	-	-		
	Chloroform	mg/kg	0.001	2500	<0.001	-	-	-	-	-	-	-	-		
	Chloromethane	mg/kg	0.003		<0.003	-	-	-	-	-	-	-	-		
	cis-1,2-dichloroethene	mg/kg	0.005		<0.005	-	-	-	-	-	-	-	-		
	Dibromomethane	mg/kg	0.001		<0.001	-	-	-	-	-	-	-	-		
	Dichlorodifluoromethane	mg/kg	0.001		<0.001	-	-	-	-	-	-	-	-		
	Dichloromethane	mg/kg	0.01		-	-	-	-	-	-	-	-	-		
	Isopropylbenzene	mg/kg	0.001		<0.001	-	-	-	-	-	-	-	-		
	m-butylbenzene	mg/kg	0.001		<0.001	-	-	-	-	-	-	-	-		
	n-propylbenzene	mg/kg	0.001		<0.001	-	-	-	-	-	-	-	-		
	p-isocrotyltoluene	mg/kg	0.001		<0.001	-	-	-	-	-	-	-	-		
	sec-butylbenzene	mg/kg	0.001		<0.001	-	-	-	-	-	-	-	-		
	Trichloroethene	mg/kg	0.001	120	<0.001	-	-	-	-	-	-	-	-		
tert-butylbenzene	mg/kg	0.001		<0.001	-	-	-	-	-	-	-	-			
Tetrachloroethene	mg/kg	0.003	1400	<0.003	-	-	-	-	-	-	-	-			
trans-1,2-dichloroethene	mg/kg	0.001		<0.001	-	-	-	-	-	-	-	-			
Trichlorofluoromethane	mg/kg	0.001		<0.001	-	-	-	-	-	-	-	-			
Vinyl chloride	mg/kg	0.001	3.5	<0.001	-	-	-	-	-	-	-	-			
tert-Amyl methyl ether	mg/kg	0.01		-	-	-	-	-	-	-	-	-			
VOC/SVOC	1,2,3-trichlorobenzene	mg/kg	0.001	1800	<0.003	-	-	-	-	-	-	-	-		
	1,2,4-trichlorobenzene	mg/kg	0.003	15000	<0.003	-	-	-	-	-	-	-	-		
	1,2-dichlorobenzene	mg/kg	0.001	90000	<0.001	-	-	-	-	-	-	-	-		
	1,3,5-Trichlorobenzene	mg/kg	0.001	1700	-	-	-	-	-	-	-	-	-		
	1,3-dichlorobenzene	mg/kg	0.001	300	<0.001	-	-	-	-	-	-	-	-		
	1,4-dichlorobenzene	mg/kg	0.001	17000	<0.001	-	-	-	-	-	-	-	-		
	Chlorobenzene	mg/kg	0.001	11000	<0.001	-	-	-	-	-	-	-	-		
Hexachlorobutadiene	mg/kg	0.002	25	<0.002	-	-	-	-	-	-	-	-			

		Field ID	BH07053-X-21-00-ES-200214	BH07053-X-22-00-ES-107-200214	BH07053-X-22-00-ES-200214	BH07053-X-22-70-ES-200214	BH07053-X-23-00-ES-200214	BH07053-X-24-00-ES-200214	BH07053-X-25-00-ES-200214	BH07053-X-3-00-ES-200129	BH07053-X-3-20-ACM-200129
		Location Code	BH07053	BH07053	BH07053	BH07053	BH07053	BH07053	BH07053	BH07053	BH07053
		Sample Depth Range	21	22	22	22	23	24	25	3	3.2
		Sample Date	14/02/2020	14/02/2020	14/02/2020	14/02/2020	14/02/2020	14/02/2020	14/02/2020	29/01/2020	29/01/2020
		Matrix Description									
		C4SL Public Open Space (POS) Residential									
		LQM S4UL Public Open Space (POS) Residential - 1% SOM									
Chem Group	ChemName	output unit	EQ1								
SVOC	Benzyl alcohol	mg/kg	<0.5	-	-	-	-	-	-	-	-
	Diphenyl ether	mg/kg	<0.1	-	-	-	-	-	-	-	-
	4-bromophenyl phenyl ether	mg/kg	<0.1	-	-	-	-	-	-	-	-
	4-nitroaniline	mg/kg	<0.1	-	-	-	-	-	-	-	-
	4-nitrophenol	mg/kg	<0.5	-	-	-	-	-	-	-	-
	1,1-Biohexyl	mg/kg	<0.1	-	-	-	-	-	-	-	-
	1,2,3,4-tetrachlorobenzene	mg/kg	0.001	830	-	-	-	-	-	-	-
	1-Methylpiperazine	mg/kg	0.1	-	-	-	-	-	-	-	-
	2,4,5-trichlorophenol	mg/kg	0.1	<0.1	-	-	-	-	-	-	-
	2,4,6-trichlorophenol	mg/kg	0.1	<0.1	-	-	-	-	-	-	-
	2,4-dichlorophenol	mg/kg	0.1	<0.1	-	-	-	-	-	-	-
	2,4-dimethylphenol	mg/kg	0.1	<0.1	-	-	-	-	-	-	-
	2,4-dinitrophenol	mg/kg	0.5	<0.5	-	-	-	-	-	-	-
	2,4-dinitrotoluene	mg/kg	0.1	<0.2	-	-	-	-	-	-	-
	2,6-dinitrotoluene	mg/kg	0.1	<0.5	-	-	-	-	-	-	-
	2-chloronaphthalene	mg/kg	0.1	<0.1	-	-	-	-	-	-	-
	2-chlorophenol	mg/kg	0.1	<0.1	-	-	-	-	-	-	-
	2-methylnaphthalene	mg/kg	0.1	<0.1	-	-	-	-	-	-	-
	2-methylphenol	mg/kg	0.1	<0.1	-	-	-	-	-	-	-
	2-nitroaniline	mg/kg	0.1	<0.5	-	-	-	-	-	-	-
	2-nitrophenol	mg/kg	0.1	<0.1	-	-	-	-	-	-	-
	3-nitroaniline	mg/kg	0.1	<14.5	-	-	-	-	-	-	-
	4,6-Dinitro-2-methylphenol	mg/kg	0.2	<0.2	-	-	-	-	-	-	-
	4-chloro-3-methylphenol	mg/kg	0.1	<0.1	-	-	-	-	-	-	-
	4-chloroaniline	mg/kg	0.1	<0.5	-	-	-	-	-	-	-
	4-chlorophenol	mg/kg	0.5	<0.5	-	-	-	-	-	-	-
	4-chlorophenyl phenyl ether	mg/kg	0.1	<0.1	-	-	-	-	-	-	-
	4-methylphenol	mg/kg	0.1	<0.1	-	-	-	-	-	-	-
	Azobenzene	mg/kg	0.1	<0.3	-	-	-	-	-	-	-
	Benzic Acid	mg/kg	0.5	<0.5	-	-	-	-	-	-	-
	Bis(2-chloroethoxy) methane	mg/kg	0.1	<0.1	-	-	-	-	-	-	-
	Bis(2-chloroethyl) ether	mg/kg	0.1	<0.1	-	-	-	-	-	-	-
	Bis(2-chloroisopropyl) ether	mg/kg	0.1	<0.5	-	-	-	-	-	-	-
	Bis(2-ethylhexyl) phthalate	mg/kg	0.1	<0.2	-	-	-	-	-	-	-
	Butyl benzyl phthalate	mg/kg	0.1	<0.2	-	-	-	-	-	-	-
	Carbazole	mg/kg	0.1	<0.3	-	-	-	-	-	-	-
	Dibenzofuran	mg/kg	0.1	<0.1	-	-	-	-	-	-	-
	Diethylphthalate	mg/kg	0.1	<0.1	-	-	-	-	-	-	-
	Dimethyl phthalate	mg/kg	0.1	<0.1	-	-	-	-	-	-	-
	Di-n-butyl phthalate	mg/kg	0.1	<0.1	-	-	-	-	-	-	-
	Di-n-octyl phthalate	mg/kg	0.1	<0.2	-	-	-	-	-	-	-
	Hexachlorobenzene	mg/kg	0.002	<0.1	-	-	-	-	-	-	-
	Hexachlorocyclopentadiene	mg/kg	0.1	<0.1	-	-	-	-	-	-	-
	Hexachloroethane	mg/kg	0.1	<0.1	-	-	-	-	-	-	-
	Isophorone	mg/kg	0.1	<0.1	-	-	-	-	-	-	-
	Nitrobenzene	mg/kg	0.1	<0.5	-	-	-	-	-	-	-
	N-nitrosodi-n-propylamine	mg/kg	0.1	<0.9	-	-	-	-	-	-	-
	n-Nitrosodiphenylamine	mg/kg	0.1	<0.1	-	-	-	-	-	-	-
	Pentachlorobenzene	mg/kg	0.001	100	-	-	-	-	-	-	-
	Pentachloronitrobenzene	mg/kg	0.05	-	-	-	-	-	-	-	-
Pentachlorophenol	mg/kg	0.1	<0.5	-	-	-	-	-	-	-	
PCB	PCB-110	mg/kg	-	-	-	-	-	-	-	-	-
	PCB-128	mg/kg	-	-	-	-	-	-	-	-	-
	PCB-141	mg/kg	-	-	-	-	-	-	-	-	-
	PCB-149	mg/kg	-	-	-	-	-	-	-	-	-
	PCB-151	mg/kg	-	-	-	-	-	-	-	-	-
	PCB-158	mg/kg	-	-	-	-	-	-	-	-	-
	PCB-170	mg/kg	-	-	-	-	-	-	-	-	-
	PCB-18	mg/kg	-	-	-	-	-	-	-	-	-
	PCB-183	mg/kg	-	-	-	-	-	-	-	-	-
	PCB-187	mg/kg	-	-	-	-	-	-	-	-	-
	PCB-194	mg/kg	-	-	-	-	-	-	-	-	-
	PCB-31	mg/kg	-	-	-	-	-	-	-	-	-
	PCB-44	mg/kg	-	-	-	-	-	-	-	-	-
	PCB-49	mg/kg	-	-	-	-	-	-	-	-	-
	2,2,4,4-tetrachloro-1,1-Biphenyl	mg/kg	-	-	-	-	-	-	-	-	-
	2,3,4,4-tetrachloro-1,1-Biphenyl	mg/kg	-	-	-	-	-	-	-	-	-
	Heptachlorobiphenyl, 2,3,3,4,4,5,5- (PCB 189)	mg/kg	0.003	<0.005	-	-	-	-	-	-	<0.005
	Hexachlorobiphenyl, 2,3,3,4,4,5- (PCB 156)	mg/kg	0.003	<0.005	-	-	-	-	-	-	<0.005
	Hexachlorobiphenyl, 2,3,3,4,4,5- (PCB 157)	mg/kg	0.003	<0.005	-	-	-	-	-	-	<0.005
	Hexachlorobiphenyl, 2,3,4,4,5,5- (PCB 167)	mg/kg	0.003	<0.005	-	-	-	-	-	-	<0.005
	Hexachlorobiphenyl, 3,3,4,4,5,5- (PCB 169)	mg/kg	0.003	<0.005	-	-	-	-	-	-	<0.005
	PCB 101	mg/kg	0.003	<0.005	-	-	-	-	-	-	<0.005
	PCB 118	mg/kg	0.003	<0.005	-	-	-	-	-	-	<0.005
	PCB 138	mg/kg	0.003	<0.005	-	-	-	-	-	-	<0.005
	PCB 153	mg/kg	0.003	<0.005	-	-	-	-	-	-	<0.005
	PCB 160	mg/kg	0.003	<0.005	-	-	-	-	-	-	<0.005
	PCB 26	mg/kg	0.003	<0.005	-	-	-	-	-	-	<0.005
	PCB 52	mg/kg	0.003	<0.005	-	-	-	-	-	-	<0.005
	Pentachlorobiphenyl, 2,3,3,4,4- (PCB 105)	mg/kg	0.003	<0.005	-	-	-	-	-	-	<0.005
	Pentachlorobiphenyl, 2,3,4,4,5- (PCB 114)	mg/kg	0.003	<0.005	-	-	-	-	-	-	<0.005
Pentachlorobiphenyl, 2,3,4,4,5- (PCB 123)	mg/kg	0.003	<0.005	-	-	-	-	-	-	<0.005	
Pentachlorobiphenyl, 3,3,4,4,5- (PCB 126)	mg/kg	0.003	<0.005	-	-	-	-	-	-	<0.005	
Tetrachlorobiphenyl, 3,3,4,4- (PCB 77)	mg/kg	0.003	<0.005	-	-	-	-	-	-	<0.005	
Tetrachlorobiphenyl, 3,4,4,5- (PCB 81)	mg/kg	0.003	<0.005	-	-	-	-	-	-	<0.005	
Total PCB 7 congeners	mg/kg	0.021	-	-	-	-	-	-	-	-	
Total PCB WHO 12	mg/kg	0.036	-	-	-	-	-	-	-	-	

		Field ID	BH07053-X-21-00-ES-200214	BH07053-X-22-00-ES-107-200214	BH07053-X-22-00-ES-200214	BH07053-X-22-70-ES-200214	BH07053-X-23-00-ES-200214	BH07053-X-24-00-ES-200214	BH07053-X-25-00-ES-200214	BH07053-X-3-00-ES-200129	BH07053-X-3-20-ACM-200129
		Location Code	BH07053	BH07053	BH07053	BH07053	BH07053	BH07053	BH07053	BH07053	BH07053
		Sample Depth Range	21	22	22	22.7	23	24	25	3	3.2
		Sampled Date Time	14/02/2020	14/02/2020	14/02/2020	14/02/2020	14/02/2020	14/02/2020	14/02/2020	29/01/2020	29/01/2020
		Matrix Description	LQM S4UL Public Open Space (POS) Residential - 1% SOM								
		C4SL Public Open Space (POS) Residential									
Chem Group	ChemName	output unit	EQL								
Phenolics	Xenonols	mg/kg	0.015	-	-	-	-	-	-	-	-
	Phenol Index	mg/kg	0.5	-	-	-	-	-	-	-	-
	3-84-methylphenol	mg/kg	0.1	<0.5	<0.5	<0.5	<0.5	<0.5	<0.5	<0.5	<0.5
	Cresol Total	mg/kg	0.01	-	-	-	-	-	-	-	-
	Phenol	mg/kg	0.01	<0.1	-	-	-	-	-	-	-
Organofins	Phenols Monochydric	mg/kg	0.035	-	-	-	-	-	-	-	-
	Dibutyltin	mg/kg	-	-	-	-	-	-	-	-	-
	Monophenyltin	mg/kg	-	-	-	-	-	-	-	-	-
	Diphenyltin	mg/kg	-	-	-	-	-	-	-	-	-
	Monobutyltin	mg/kg	-	-	-	-	-	-	-	-	-
Pesticides	Tetra-butyltin	mg/kg	0.001	-	-	-	-	-	-	-	-
	Tributyltin	mg/kg	-	<0.005	-	-	-	-	-	<0.005	-
	Triphenyltin	mg/kg	-	-	-	-	-	-	-	-	-
	Ethionphos	mg/kg	0.002	-	-	-	-	-	-	-	-
	Heptachlor epoxide	mg/kg	0.002	-	-	-	-	-	-	-	-
Pesticides	Methidathion	mg/kg	0.002	-	-	-	-	-	-	-	-
	Propetamphos	mg/kg	0.002	-	-	-	-	-	-	-	-
	Simetryn	mg/kg	0.05	-	-	-	-	-	-	-	-
	Sodium Acifluorfen	mg/kg	-	-	-	-	-	-	-	-	-
	Terbufos	mg/kg	0.003	-	-	-	-	-	-	-	-
	2,4,5-TP (Silvex)	mg/kg	-	-	-	-	-	-	-	-	-
	Hedonal	mg/kg	-	-	-	-	-	-	-	-	-
	2,4-DDT	mg/kg	0.003	-	-	-	-	-	-	-	-
	2,4-Dichloroac	mg/kg	-	-	-	-	-	-	-	-	-
	4-(2,4-Dichlorophenoxy)butyric Acid (2,4-DB)	mg/kg	-	-	-	-	-	-	-	-	-
	4,4-DDE	mg/kg	0.005	-	-	-	-	-	-	-	-
	4-Chlorophenoxy acetic acid	mg/kg	-	-	-	-	-	-	-	-	-
	a-BHC	mg/kg	0.002	24	-	-	-	-	-	-	-
	Aldrin	mg/kg	0.002	18	-	-	-	-	-	-	-
	Ametryn	mg/kg	0.05	-	-	-	-	-	-	-	-
	Acetyl (hexnill)	mg/kg	-	-	-	-	-	-	-	-	-
	Atraton	mg/kg	0.05	-	-	-	-	-	-	-	-
	Atrazine	mg/kg	0.05	1200	-	-	-	-	-	-	-
	Azinophos methyl	mg/kg	0.005	-	-	-	-	-	-	-	-
	b-BHC	mg/kg	0.002	8.1	-	-	-	-	-	-	-
	Bentazone	mg/kg	0.1	-	-	-	-	-	-	-	-
	Bromoxynil	mg/kg	-	-	-	-	-	-	-	-	-
	Carbofenthothion	mg/kg	0.003	-	-	-	-	-	-	-	-
	chloridane	mg/kg	0.002	-	-	-	-	-	-	-	-
	Chlordane (cis)	mg/kg	0.002	-	-	-	-	-	-	-	-
	Azinphos Ethyl	mg/kg	0.005	-	-	-	-	-	-	-	-
	Chlordane (trans)	mg/kg	0.05	-	-	-	-	-	-	-	-
	Chlorfenvinphos	mg/kg	0.003	-	-	-	-	-	-	-	-
	Chlorotoluron	mg/kg	-	-	-	-	-	-	-	-	-
	Chlorovifos	mg/kg	0.002	-	-	-	-	-	-	-	-
	Chlorpyrifos-methyl	mg/kg	0.002	-	-	-	-	-	-	-	-
	Cyanazine	mg/kg	-	-	-	-	-	-	-	-	-
	d-BHC	mg/kg	0.002	-	-	-	-	-	-	-	-
	DDD	mg/kg	0.005	-	-	-	-	-	-	-	-
	DDT	mg/kg	0.005	-	-	-	-	-	-	-	-
	Chlorothalonil	mg/kg	0.002	-	-	-	-	-	-	-	-
	Diazinon	mg/kg	0.001	-	-	-	-	-	-	-	-
	Dicamba	mg/kg	-	-	-	-	-	-	-	-	-
	Dichlobenil	mg/kg	0.001	-	-	-	-	-	-	-	-
	cis-Permethrin	mg/kg	0.003	-	-	-	-	-	-	-	-
	Dichlorvos	mg/kg	0.002	16	-	-	-	-	-	-	-
	Diclofop	mg/kg	-	-	-	-	-	-	-	-	-
	Dieldrin	mg/kg	0.005	18	-	-	-	-	-	-	-
	Dimethoate	mg/kg	0.003	-	-	-	-	-	-	-	-
	Dinoseb	mg/kg	-	-	-	-	-	-	-	-	-
	Diuron	mg/kg	-	-	-	-	-	-	-	-	-
	Endosulfan I	mg/kg	0.001	1200	-	-	-	-	-	-	-
	Endosulfan II	mg/kg	0.01	-	-	-	-	-	-	-	-
	Endosulfan sulphate	mg/kg	0.005	-	-	-	-	-	-	-	-
	Endrin	mg/kg	0.003	-	-	-	-	-	-	-	-
Endrin ketone	mg/kg	0.03	-	-	-	-	-	-	-	-	
Ethion	mg/kg	0.003	-	-	-	-	-	-	-	-	
Fenitrothion	mg/kg	0.005	-	-	-	-	-	-	-	-	
Fenithion	mg/kg	0.01	-	-	-	-	-	-	-	-	
Fluroxypyr	mg/kg	0.1	-	-	-	-	-	-	-	-	

		Field ID	BH07053-X-21-00-ES-200214	BH07053-X-22-00-ES-107-200214	BH07053-X-22-00-ES-200214	BH07053-X-22-70-ES-200214	BH07053-X-23-00-ES-200214	BH07053-X-24-00-ES-200214	BH07053-X-25-00-ES-200214	BH07053-X-3-00-ES-200129	BH07053-X-3-20-ACM-200129	
		Location Code	BH07053	BH07053	BH07053	BH07053	BH07053	BH07053	BH07053	BH07053	BH07053	
		Sample Depth Range	21	22	22	22.7	23	24	25	3	3.2	
		Sample Date	14/02/2020	14/02/2020	14/02/2020	14/02/2020	14/02/2020	14/02/2020	14/02/2020	29/01/2020	29/01/2020	
		Matrix Description	C4SL Public Open Space (POS) Residential									
		Matrix Description	LQM S4UL Public Open Space (POS) Residential - 1% SOM									
Chem Group	ChemName	output unit	EQL									
	o-BHC (Lindane)	mg/kg	0.001	-	-	-	-	-	-	-	-	
	Heptachlor	mg/kg	0.003	-	-	-	-	-	-	-	-	
	Isodrin	mg/kg	0.002	-	-	-	-	-	-	-	-	
	Isoproturon	mg/kg	-	-	-	-	-	-	-	-	-	
	Linuron	mg/kg	-	-	-	-	-	-	-	-	-	
	Malathion	mg/kg	0.002	-	-	-	-	-	-	-	-	
	2-Methyl-4-chlorophenoxyacetic acid	mg/kg	-	-	-	-	-	-	-	-	-	
	2-Methyl-4-Chlorophenoxy Butanoic Acid	mg/kg	-	-	-	-	-	-	-	-	-	
	Mecoprop	mg/kg	-	-	-	-	-	-	-	-	-	
	Methoxychlor	mg/kg	0.005	-	-	-	-	-	-	-	-	
	Methyl carathion	mg/kg	0.01	-	-	-	-	-	-	-	-	
	Mevinphos (Phosdrin)	mg/kg	0.002	-	-	-	-	-	-	-	-	
	o,p-DDD	mg/kg	0.005	-	-	-	-	-	-	-	-	
	o,p'-DDE	mg/kg	0.002	-	-	-	-	-	-	-	-	
	o,p-Methoxychlor	mg/kg	0.05	-	-	-	-	-	-	-	-	
	Parathion	mg/kg	0.005	-	-	-	-	-	-	-	-	
	Pendimethalin	mg/kg	0.01	-	-	-	-	-	-	-	-	
	Permethrin	mg/kg	0.05	-	-	-	-	-	-	-	-	
	Permethrin II	mg/kg	0.003	-	-	-	-	-	-	-	-	
	Phorate	mg/kg	0.01	-	-	-	-	-	-	-	-	
	Priniphos-methyl	mg/kg	0.002	-	-	-	-	-	-	-	-	
	Priniphos-ethyl	mg/kg	0.002	-	-	-	-	-	-	-	-	
	Prometon	mg/kg	0.05	-	-	-	-	-	-	-	-	
	Prometryn	mg/kg	0.05	-	-	-	-	-	-	-	-	
	Pronamide	mg/kg	0.002	-	-	-	-	-	-	-	-	
	Propazine	mg/kg	0.05	-	-	-	-	-	-	-	-	
	Propiconazole	mg/kg	-	-	-	-	-	-	-	-	-	
	Propoxycarbazono-sodium	mg/kg	-	-	-	-	-	-	-	-	-	
	Simazine	mg/kg	0.05	-	-	-	-	-	-	-	-	
	Terbutryn	mg/kg	0.05	-	-	-	-	-	-	-	-	
	Terbutylazine	mg/kg	0.05	-	-	-	-	-	-	-	-	
	Phosalone	mg/kg	0.005	-	-	-	-	-	-	-	-	
	Phosphamidon	mg/kg	0.005	-	-	-	-	-	-	-	-	
	Triadimefon	mg/kg	0.002	-	-	-	-	-	-	-	-	
	Triallate	mg/kg	0.002	-	-	-	-	-	-	-	-	
	Triclopyr	mg/kg	0.1	-	-	-	-	-	-	-	-	
	Tricosan	mg/kg	-	-	-	-	-	-	-	-	-	
	Trifluralin	mg/kg	0.01	-	-	-	-	-	-	-	-	
	Tebuconazole	mg/kg	-	-	-	-	-	-	-	-	-	
	Telodrin	mg/kg	0.05	-	-	-	-	-	-	-	-	
	Triazophos	mg/kg	0.003	-	-	-	-	-	-	-	-	
SVOC TIC	SVOC TICs - Detect	Detect	-	-	-	-	-	-	-	-	-	
	Anthracene 9,10-	mg/kg	-	-	-	-	-	-	-	-	-	
	SVOC Tentatively Identified Compounds	mg/kg	0.1	-	-	-	-	-	-	-	-	
	Aniline	mg/kg	0.3	-	-	-	-	-	-	-	-	
VOC TIC	VOC TICs - Detect	Detect	-	-	-	-	-	-	-	-	-	
	VOC Tentatively Identified Compounds	mg/kg	0.05	-	-	-	-	-	-	-	-	
	Freon 113	mg/kg	0.005	-	-	-	-	-	-	-	-	
Other	Temperature	°C	-	-	-	-	-	-	-	-	-	
	Conductivity @ 20°C	µS/cm	14	-	-	-	-	-	-	-	-	
	% Stones <4mm	%	0	0	0	0	0	0	0	0	0	
	Fraction of non-crushable material	%	0	0	0	0	0	0	0	0	0	
	Moisture Content (dried @35°C)	%	-	-	-	-	-	-	-	-	-	
	Moisture Content 105C	%	0.1	34.7	36.9	37	31.5	32.1	36.3	36.9	22	
	pH (Lab)	pH Units	1	8	7.8	7.8	7.8	7.7	7.7	7.7	9.5	
	Stone Content	%	0.1	0	0	0	0	0	0	0	5.9	
	Total Organic Carbon	%	0.02	0.95	0.86	0.98	0.81	0.81	1.52	1.62	0.87	

**Env Stds Comments**  
 #1:GAC is only presented as speciated chromium. 7.7mg/kg is used for hexavalent. If hexavalent chromium (CVI) data is available, a value of 1,500mg/kg r  
 #2:C4SL for lead adopted  
 #3:GAC only presented as speciated mercury. 16mg/kg is used for elemental mercury. If the CSM indicates that elemental mercury is not a CoC and mercury  
 #4:Updated S4UL for nickel  
 #5:S4UL exceeds solubility saturation limit  
 #6:Criteria derived for Al<sup>3</sup>-C16-C35 split between Al<sup>3</sup>-C16-21 & Al<sup>3</sup>-C21-35. Requires summation of fractions to use Al<sup>3</sup>-C16-C35 criteria.  
 #7:Criteria presented is for p-xylene. A separate value is presented for o-xylene.  
 #8:S4UL based on a threshold protective of direct skin contact with phenyl

**Legend**

36.2	Results exceeds GAC.
<50	Results MDL is greater than GAC.
NAD	No asbestos detected.
-	Determinand has not been tested for.

**Notes**  
 A range is given where a determinand has been analysed for by more than one method.

Chem Group	ChemName	output unit	EQ	Matrix Description	Sampled Date Time											
					Field ID		Location Code		Sample Depth		Range		Range		Range	
					BH07053-X-30.00-ES-136-200217	BH07053-X-30.00-ES-200217	BH07053-X-33.00-ES-200225	BH07053-X-35.00-ES-200228	BH07053-X-4.00-ES-200129	BH07053-X-5.00-ES-200129	BH07053-X-6.00-ES-200130	BH07053-X-7.00-ES-200130	BH07053-X-8.00-ES-200130	BH07053-X-8.00-ES-200130		
					17/02/2020	17/02/2020	25/02/2020	26/02/2020	29/01/2020	29/01/2020	30/01/2020	30/01/2020	30/01/2020	30/01/2020		
					LOM S4UL Public Open Space (POS) Residential - 1% SOM											
					C4SL Public Open Space (POS) Residential											
Chem Group	ChemName	output unit	EQ													
Anthrax	Detection of Anthrax (Bacillus Anthracis)	Not isolated	-													
Metals	Antimony	mg/kg	0.1	-	-	-	-	-	-	-	-	-	-	-		
	Arsenic	mg/kg	0.3	79	79	1.8	2.1	0.9	0.6	1.1	22	15.6 - 19.4	19	55.4		
	Boron	mg/kg	0.5	21000	0.6	0.6	1.4	0.5	1.9	19.6	114.5	52.3 - 71.7	25	50.5		
	Cadmium	mg/kg	0.02	220	0.22	0.22	0.22	0.21	0.19	0.3	1.52	1.04 - 1.19	4.87	13.87		
	Chromium (hexavalent)	mg/kg	0.1	21	7.7	<0.1	<0.1	<0.1	<0.1	<0.1	<0.1	<0.1	<0.1	<0.1		
	Chromium	mg/kg	0.5	21	3.3	3.3	2.6	2.3	25.7	67.5	67.1 - 92.2	34.9	96.7			
	Cobalt	mg/kg	0.1	-	-	-	-	-	-	-	-	-	-	-		
	Copper	mg/kg	0.5	12000	5.2	5.9	4.9	6.1	39.6	1636	275.7 - 432.5	672.1	417.4			
	Lead	mg/kg	0.5	630	1.7	3.4	2.1	1.9	100.5	1975	883 - 896	756.1	3030			
	Mercury	mg/kg	0.1	33	<0.1	<0.1	<0.1	<0.1	0.18	1.76	1.24 - 1.36	3.11	6.62			
	Molybdenum	mg/kg	0.1	-	-	-	-	-	-	-	-	-	-	-		
	Nickel	mg/kg	0.2	23000	4.8	5	3.9	4.3	24.3	157.1	68.9 - 86	48.9	76.3			
	Selenium	mg/kg	0.5	1100	<0.5	<0.5	<0.5	<0.5	<0.5	1.2	<0.5 - 0.7	0.5	0.6			
	Vanadium	mg/kg	0.2	2000	15.9	20.6	19.3	15.8	42.6	68.3	56.4 - 75.4	42.9	45.4			
	Zinc	mg/kg	1.0	81000	15.9	20.6	19.3	15.8	119.8	1198	593.5 - 705.1	651.9	2321			
Asbestos	Anthophyllite	Detect	-	-	-	-	-	-	-	-	-	-	-	-		
	Asbestos Containing Material	Detect	-	-	-	-	-	-	-	-	-	-	-	-		
	Asbestos Analysis Comments	-	-	-	-	-	-	-	-	-	-	-	-	-		
	Asbestos PCOM Quantification	%	0.001	-	-	-	-	-	-	-	-	-	-	-		
	Asbestos Quantification Total	%	0.001	-	-	-	-	-	-	-	-	-	-	-		
	Asbestos: Actinolite	Detect	-	-	-	-	-	-	-	-	-	-	-	-		
	Additional Asbestos Components (Using TM048)	Comment	-	-	-	-	-	-	-	-	-	-	-	-		
	Crocidolite Asbestos	Detect	-	-	-	-	-	-	-	-	-	-	-	-		
	Asbestos Gravimetric Quantification	%	0.001	-	-	-	-	-	-	-	-	-	-	-		
	Asbestos ID (Stage 1)	Detect	-	NAD	NAD	NAD	NAD	NAD	NAD	NAD	NAD	NAD	NAD	NAD		
	Chrysotile Asbestos	Detect	-	-	-	-	-	-	-	-	-	-	-	-		
	Amosite Asbestos	Detect	-	-	-	-	-	-	-	-	-	-	-	-		
	Non-Asbestos Fibre	Detect	-	-	-	-	-	-	-	-	-	-	-	-		
	Tremolite	Detect	-	-	-	-	-	-	-	-	-	-	-	-		
Inorganics	Ammoniacal Nitrogen as N	mg/kg	12	-	-	-	-	-	-	-	-	-	-	-		
	Cyanide (Free)	mg/kg	0.5	-	<0.5	<0.5	<0.5	<0.5	<0.5	<0.5	<0.5	<0.5	<0.5	<0.5		
	Cyanide Total	mg/kg	0.5	-	<0.5	<0.5	<0.5	<0.5	<0.5	<0.5	3.8	1.4 - 2.2	4.5	9		
	Cyanides-complex	mg/kg	1	-	-	-	-	-	-	-	-	-	-	-		
	Phosphates	mg/kg	4	-	-	-	-	-	-	-	-	-	-	-		
	Coronene	mg/kg	0.3	-	-	-	-	-	-	-	-	-	-	-		
PAH	Naphthalene	mg/kg	0.005	4900	<0.08	<0.08	<0.08	<0.08	1.17	<0.5	0.13 - 0.18	0.58	<0.08			
	Acenaphthene	mg/kg	0.008	15000	<0.08	<0.08	<0.08	<0.08	4.9	<0.08	<0.08	0.45	<0.08			
	Acenaphthylene	mg/kg	0.012	15000	<0.08	<0.08	<0.08	<0.08	0.42	<0.08	<0.08	0.08	<0.08			
	Fluoranthene	mg/kg	0.017	3100	<0.08	<0.08	<0.08	<0.08	2.53	0.51	0.23 - 0.35	5.09	1.07			
	Anthracene	mg/kg	0.016	74000	<0.08	<0.08	<0.08	<0.08	0.54	0.15	<0.08	0.09	0.09			
	Phenanthrene	mg/kg	0.015	3100	<0.08	<0.08	<0.08	<0.08	2.99	0.35	0.17 - 0.26	1.73	0.31			
	Fluorene	mg/kg	0.01	9000	<0.08	<0.08	<0.08	<0.08	2.88	<0.08	<0.08	0.25	<0.08			
	Chrysene	mg/kg	0.01	57	0.09	0.14	<0.08	<0.08	1.29	0.32	0.21 - 0.26	2	0.5			
	Pyrene	mg/kg	0.015	7400	<0.08	<0.08	<0.08	<0.08	2.25	0.41	0.19 - 0.29	4.16	0.89			
	Benzofluoranthene	mg/kg	0.014	29	0.14	0.19	<0.08	<0.08	1.42	0.32	0.15 - 0.21	2.04	0.5			
	Benzobenzofluoranthene	mg/kg	0.015	7.1	0.16	0.2	<0.08	<0.08	1.86	0.5	0.27 - 0.31	2.46	0.54			
	Benzokjfluoranthene	mg/kg	0.014	190	0.08	0.09	<0.08	<0.08	0.7	0.18	0.1 - 0.12	0.85	0.21			
	Benzofluoranthene	mg/kg	0.015	5.7	0.12	0.16	<0.08	<0.08	1.53	0.37	0.17 - 0.19	1.73	0.42			
	Dibenz(a,h)anthracene	mg/kg	0.023	0.57	<0.08	<0.08	<0.08	0.09	0.22	<0.08	<0.08	0.18	<0.08			
	Benzofluoranthene	mg/kg	0.024	640	<0.08	<0.08	<0.08	<0.08	0.93	0.33	0.12 - 0.13	0.82	0.21			
	Indeno(1,2,3-c,d)pyrene	mg/kg	0.018	82	<0.08	<0.08	<0.08	<0.08	1.01	0.28	0.12 - 0.13	0.96	0.26			
	PAH 16 Total	mg/kg	0.118	-	<1.47	<1.66	<1.28	<1.29	26.6	<4.54	<2.25	23.9	<5.41			
TPH CWG	>C6-C8 Aliphatics	mg/kg	0.01	600000	-	-	-	-	<0.2	<0.2	<0.2	<0.2	<0.2			
	>C6-C7 Aliphatics	mg/kg	0.2	-	-	-	-	-	<0.2	<0.2	<0.2	<0.2	<0.2			
	>C6-C8 Aliphatics	mg/kg	0.01	600000	-	-	-	-	<0.2	<0.2	<0.2	<0.2	<0.2			
	>C10-C44 Aliphatics	mg/kg	5	-	-	-	-	-	<0.2	<0.2	<0.2	<0.2	<0.2			
	>C7-C8 Aliphatics	mg/kg	0.2	-	-	-	-	-	<0.2	<0.2	<0.2	<0.2	<0.2			
	>C10-C44 Aliphatics/Aromatics	mg/kg	10	-	-	-	-	-	-	-	-	-	-			
	>C8-C10 Aliphatics	mg/kg	0.01	13000	-	-	-	-	<0.2	<0.2	<0.2	<0.2	<0.2			
	>C10-C12 Aliphatics	mg/kg	0.01	13000	-	-	-	-	<4	<4	<4	19.1	<4			
	>C12-C16 Aliphatics	mg/kg	0.1	13000	-	-	-	-	<4	<4	<4	37.4	4.96			
	>C16-C21 Aliphatics	mg/kg	0.1	125000	-	-	-	-	5.26	9.81	6.59 - 7.52	84	14.5			
	>C21-C35 Aliphatics	mg/kg	0.1	125000	-	-	-	-	21.5	146	87.9 - 109	413	122			
	>C35-C44 Aliphatics	mg/kg	0.1	250000	-	-	-	-	-	-	-	-	-			
	>C5-C10 Aliphatics	mg/kg	0.05	-	-	-	-	-	-	-	-	-	-			
	>C8-C40 Aliphatics	mg/kg	20	-	-	-	-	-	34.5	176	98.7 - 120	594	148			
	Total Aliphatics >C12-C44	mg/kg	0.1	-	-	-	-	-	-	-	-	-	-			
	>EC5-EC10 Aromatics	mg/kg	0.05	-	-	-	-	-	-	-	-	-	-			
	>EC5-EC7 Aromatics	mg/kg	0.01	56000	-	-	-	-	<0.01	<0.01	<0.01	<0.01	<0.01			
	>EC6-EC7 Aromatics	mg/kg	0.01	-	-	-	-	-	-	-	-	-	-			
	>EC7-EC8 Aromatics	mg/kg	0.01	56000	-	-	-	-	<0.01	<0.01	<0.01	<0.01	<0.01			
	>EC8-EC10 Aromatics	mg/kg	0.01	5000	-	-	-	-	<4	<4	<4	<4	<4			
	>EC10-EC12 Aromatics	mg/kg	0.01	5000	-	-	-	-	<4	<4	<4	<4	<4			
	>EC8-EC40 Aromatics	mg/kg	20	-	-	-	-	-	94.3	156	100 - 127	631	159			
	>EC10-EC44 Aromatics	mg/kg	5	-	-	-	-	-	-	-	-	-	-			
	>EC12-EC16 Aromatics	mg/kg	0.1	5100	-	-	-	-	<4	<4	<4	11.1	<4			
	>EC16-EC21 Aromatics	mg/kg	0.1	3800	-	-	-	-	4.34	<4	4.38 - 4.46	73.7	14.8			
	>EC21-EC35 Aromatics	mg/kg	0.1	3800	-	-	-	-	59.1	115	75.7 - 96.2	475	118			
	>EC35-EC44 Aromatics	mg/kg	0.1	3900	-	-	-	-	-	-	-	-	-			
	>EC40-EC44 Aromatics	mg/kg	0.1	-	-	-	-	-	-	-	-	-	-			
	>EC12-EC44 Aromatics	mg/kg	0.1	-	-	-	-	-	-	-	-	-	-			
	TPH Aliphatics & Aromatics >C5-44	mg/kg	0.1	-	-	-	-	-	-	-	-	-	-			

		Field ID	BH07053-X-30.00-ES-156-200217	BH07053-X-30.00-ES-200217	BH07053-X-33.00-ES-200225	BH07053-X-35.00-ES-200228	BH07053-X-4.00-ES-200129	BH07053-X-5.00-ES-200129	BH07053-X-6.00-ES-200130	BH07053-X-7.00-ES-200130	BH07053-X-8.00-ES-200130
		Location Code	BH07053	BH07053	BH07053	BH07053	BH07053	BH07053	BH07053	BH07053	BH07053
		Sample Depth Range	30	30	33	35	4	5	6	7	8
		Sample Date	17/02/2020	17/02/2020	25/02/2020	26/02/2020	29/01/2020	29/01/2020	30/01/2020	30/01/2020	30/01/2020
		Matrix Description	LQM S4UL Public Open Space (POS) Residential - 1% SOM								
		C4SL Public Open Space (POS) Residential									
Chem Group	ChemName	output unit	EQL								
TPH	>C6-C8	mg/kg	0.02	-	-	-	-	<0.2	<0.2	<0.2	<0.2
	>C6-C7	mg/kg	0.02	-	-	-	-	<0.2	<0.2	<0.2	<0.2
	>C7-C8	mg/kg	0.02	-	-	-	-	<0.2	<0.2	<0.2	<0.2
	>C6-C9	mg/kg	0.2	<0.2	<0.2	<0.2	<0.2	<0.2	<0.2	<0.2	<0.2
	>C8-C10	mg/kg	0.02	2.33	2.02	<0.2	2.66	<0.2	<0.2	<0.2	0.375
	>C10-C12	mg/kg	0.02	<0.2	<0.2	<0.2	<0.2	<0.2	<0.2	<0.2	0.414
	>C12-C16	mg/kg	2	<0.2	<0.2	<0.2	2.14	-	-	-	-
	>C16-C21	mg/kg	2	3.69	4.56	2.24	<0.2	-	-	-	-
	>C21-C28	mg/kg	35	-	-	-	-	-	-	-	-
	>C21-C35	mg/kg	4.38	10.3	14.3	8.95	8.05	-	-	-	-
	>C28-C35	mg/kg	35	-	-	-	-	-	-	-	-
	>C31-C40	mg/kg	10	10.9	16	11.1	11.1	-	-	-	-
	>C35-C40	mg/kg	35	-	-	-	-	-	-	-	-
	GRO >C5-10	mg/kg	0.02	-	-	-	-	-	-	-	-
	TPH >C8-C40	mg/kg	10	<17.5	<23.2	<15.2	<18.6	-	-	-	-
	EPH >C5-40	mg/kg	35	-	-	-	-	-	-	-	-
	EPH >C10-40	mg/kg	35	-	-	-	-	-	-	-	-
GRO	mg/kg	0.2	-	-	-	-	<0.2	<0.2	<0.2	0.436	
GRO >C5-12	mg/kg	0.1	-	-	-	-	-	<0.2	<0.2	0.474	
TPH by GC/ED (AR)	mg/kg	10	17.3	23	15	18.4	-	-	-	-	
BTEX and MTBE	Benzene	mg/kg	0.001	140	72	-	-	<0.01 - 0.002	<0.01 - 0.007	<0.01 - 0.002	<0.01 - 0.001
	Toluene	mg/kg	0.005	-	56000	-	-	<0.005	<0.01 - 0.008	<0.005	<0.005
	Ethylbenzene	mg/kg	0.002	-	24000	-	-	<0.01	<0.01	<0.01	<0.01
	Xylene (m & o)	mg/kg	0.004	-	41000	-	-	<0.004	0.005	<0.004	<0.004
	Xylene (o)	mg/kg	0.002	-	-	-	-	<0.002	<0.002	<0.002	<0.002
	Xylene Total	mg/kg	0.02	-	-	-	-	<0.03	<0.03	<0.03	<0.03
	MTBE	mg/kg	0.001	-	-	-	-	-	-	-	-
Total BTEX	mg/kg	0.04	-	-	-	-	-	-	-	-	
VOC	Styrene	mg/kg	0.001	-	-	-	-	-	-	-	-
	cis-1,3-dichloroethene	mg/kg	0.001	-	-	-	-	-	-	-	-
	trans-1,3-dichloroethene	mg/kg	0.001	-	-	-	-	-	-	-	-
	1,1,1,2-tetrachloroethane	mg/kg	0.001	1400	-	-	-	-	-	-	-
	1,1,1-trichloroethane	mg/kg	0.001	140000	-	-	-	-	-	-	-
	1,1,2,2-tetrachloroethane	mg/kg	0.001	1400	-	-	-	-	-	-	-
	1,1,2-dichloroethane	mg/kg	0.001	-	-	-	-	-	-	-	-
	1,1-dichloroethane	mg/kg	0.001	-	-	-	-	-	-	-	-
	1,1-dichloroethene	mg/kg	0.001	-	-	-	-	-	-	-	-
	1,1-dichloroethene	mg/kg	0.001	-	-	-	-	-	-	-	-
	1,2-dichloroethane	mg/kg	0.001	-	-	-	-	-	-	-	-
	1,2-dichloroethene	mg/kg	0.001	-	-	-	-	-	-	-	-
	1,2-dibromo-3-chloropropane	mg/kg	0.001	-	-	-	-	-	-	-	-
	1,2-dibromoethane	mg/kg	0.001	-	-	-	-	-	-	-	-
	1,2-dichloroethane	mg/kg	0.001	29	-	-	-	-	-	-	-
	1,2-dichloroethene	mg/kg	0.001	-	-	-	-	-	-	-	-
	1,3,5-trimethylbenzene	mg/kg	0.001	-	-	-	-	-	-	-	-
	1,3-dichloropropane	mg/kg	0.001	-	-	-	-	-	-	-	-
	2,2-dichloropropane	mg/kg	0.001	-	-	-	-	-	-	-	-
	2-chlorotoluene	mg/kg	0.001	-	-	-	-	-	-	-	-
	4-chlorotoluene	mg/kg	0.001	-	-	-	-	-	-	-	-
	Bromobenzene	mg/kg	0.001	-	-	-	-	-	-	-	-
	Bromochloromethane	mg/kg	0.001	-	-	-	-	-	-	-	-
	Bromodichloromethane	mg/kg	0.001	-	-	-	-	-	-	-	-
	Bromofrom	mg/kg	0.001	-	-	-	-	-	-	-	-
	Bromomethane	mg/kg	0.001	-	-	-	-	-	-	-	-
	Carbon disulfide	mg/kg	0.007	11000	-	-	-	-	-	-	-
	Carbon tetrachloride	mg/kg	0.001	890	-	-	-	-	-	-	-
	Chlorodibromomethane	mg/kg	0.001	-	-	-	-	-	-	-	-
	Chloroethane	mg/kg	0.002	-	-	-	-	-	-	-	-
	Chloroform	mg/kg	0.001	2500	-	-	-	-	-	-	-
	Chloromethane	mg/kg	0.003	-	-	-	-	-	-	-	-
	cis-1,2-dichloroethene	mg/kg	0.005	-	-	-	-	-	-	-	-
	Dibromomethane	mg/kg	0.001	-	-	-	-	-	-	-	-
Dichlorodifluoromethane	mg/kg	0.001	-	-	-	-	-	-	-	-	
Dichloromethane	mg/kg	0.01	-	-	-	-	-	-	-	-	
Isopropylbenzene	mg/kg	0.001	-	-	-	-	-	-	-	-	
n-butylbenzene	mg/kg	0.001	-	-	-	-	-	-	-	-	
n-propylbenzene	mg/kg	0.001	-	-	-	-	-	-	-	-	
p-isocrotyltoluene	mg/kg	0.001	-	-	-	-	-	-	-	-	
sec-butylbenzene	mg/kg	0.001	-	-	-	-	-	-	-	-	
Trichloroethene	mg/kg	0.001	120	-	-	-	-	-	-	-	
tert-butylbenzene	mg/kg	0.001	-	-	-	-	-	-	-	-	
Tetrachloroethene	mg/kg	0.003	1400	-	-	-	-	-	-	-	
trans-1,2-dichloroethene	mg/kg	0.001	-	-	-	-	-	-	-	-	
Trichlorofluoromethane	mg/kg	0.001	-	-	-	-	-	-	-	-	
Vinyl chloride	mg/kg	0.001	3.5	-	-	-	-	-	-	-	
tert-Amyl methyl ether	mg/kg	0.01	-	-	-	-	-	-	-	-	
VOC/SVOC	1,2,3-trichlorobenzene	mg/kg	0.001	1800	-	-	-	-	-	-	-
	1,2,4-trichlorobenzene	mg/kg	0.003	15000	-	-	-	-	-	-	-
	1,2-dichlorobenzene	mg/kg	0.001	90000	-	-	-	-	-	-	-
	1,3,5-Trichlorobenzene	mg/kg	0.001	1700	-	-	-	-	-	-	-
	1,3-dichlorobenzene	mg/kg	0.001	300	-	-	-	-	-	-	-
	1,4-dichlorobenzene	mg/kg	0.001	17000	-	-	-	-	-	-	-
	Chlorobenzene	mg/kg	0.001	11000	-	-	-	-	-	-	-
Hexachlorobutadiene	mg/kg	0.002	25	-	-	-	-	-	-	-	





		Field ID	BH07053-X-30.00-ES-136-200217	BH07053-X-30.00-ES-200217	BH07053-X-33.00-ES-200225	BH07053-X-35.00-ES-200228	BH07053-X-4.00-ES-200129	BH07053-X-5.00-ES-200129	BH07053-X-6.00-ES-200130	BH07053-X-7.00-ES-200130	BH07053-X-8.00-ES-200130
		Location Code	BH07053	BH07053	BH07053	BH07053	BH07053	BH07053	BH07053	BH07053	BH07053
		Sample Depth Range	30	30	33	35	4	5	6	7	8
		Sample Date	17/02/2020	17/02/2020	25/02/2020	26/02/2020	29/01/2020	29/01/2020	30/01/2020	30/01/2020	30/01/2020
		Matrix Description	LQM S4UL Public Open Space (POS) Residential - 1% SOM								
		C4SL Public Open Space (POS) Residential									
Chem Group	ChemName	output unit	EQL								
Phenolics	Xlenols	mg/kg	0.015	-	-	-	-	-	-	-	-
	Phenol Index	mg/kg	0.5	<0.5	<0.5	<0.5	<0.5	<0.5	<0.5	<0.5	<0.5
	3-84-methylphenol	mg/kg	0.1	-	-	-	-	-	-	-	-
	Cresol Total	mg/kg	0.01	-	-	-	-	-	-	-	-
Phenols Monohydric	Phenol	mg/kg	0.01	-	-	-	-	-	-	-	-
	Phenols Monohydric	mg/kg	0.035	-	-	-	-	-	-	-	-
	Dibutyltin	mg/kg	-	-	-	-	-	-	-	-	-
	Monophenyltin	mg/kg	-	-	-	-	-	-	-	-	-
Organotins	Diphenyltin	mg/kg	-	-	-	-	-	-	-	-	-
	Monobutyltin	mg/kg	-	-	-	-	-	-	-	-	-
	Tetrabutyltin	mg/kg	-	-	-	-	-	-	-	-	-
	Tributyltin	mg/kg	0.001	-	-	-	<0.005	<0.005	<0.005	<0.005	<0.005
Pesticides	Triphenyltin	mg/kg	-	-	-	-	-	-	-	-	-
	Ethionphos	mg/kg	0.002	-	-	-	-	-	-	-	-
	Heptachlor epoxide	mg/kg	0.002	-	-	-	-	-	-	-	-
	Methidathion	mg/kg	0.002	-	-	-	-	-	-	-	-
Pesticides	Propetamphos	mg/kg	0.002	-	-	-	-	-	-	-	-
	Simetryn	mg/kg	0.05	-	-	-	-	-	-	-	-
	Sodium Acifluorfen	mg/kg	-	-	-	-	-	-	-	-	-
	Testosterone	mg/kg	0.003	-	-	-	-	-	-	-	-
Pesticides	2,4,5-TP (Silvex)	mg/kg	-	-	-	-	-	-	-	-	-
	Hedonal	mg/kg	-	-	-	-	-	-	-	-	-
	2,4-DDT	mg/kg	0.003	-	-	-	-	-	-	-	-
	2,4-Dichloroac	mg/kg	-	-	-	-	-	-	-	-	-
Pesticides	4-(2,4-Dichlorophenoxy)butyric Acid (2,4-DB)	mg/kg	-	-	-	-	-	-	-	-	-
	4,4-DDE	mg/kg	0.005	-	-	-	-	-	-	-	-
	4-Chlorophenoxy acetic acid	mg/kg	-	-	-	-	-	-	-	-	-
	a-BHC	mg/kg	0.002	24	-	-	-	-	-	-	-
Pesticides	Aldrin	mg/kg	0.002	18	-	-	-	-	-	-	-
	Ametryn	mg/kg	0.05	-	-	-	-	-	-	-	-
	Acetyl (hexnill)	mg/kg	-	-	-	-	-	-	-	-	-
	Atraton	mg/kg	0.05	-	-	-	-	-	-	-	-
Pesticides	Atrazine	mg/kg	0.05	1200	-	-	-	-	-	-	-
	Azinophos methyl	mg/kg	0.005	-	-	-	-	-	-	-	-
	b-BHC	mg/kg	0.002	8.1	-	-	-	-	-	-	-
	Bentazone	mg/kg	0.1	-	-	-	-	-	-	-	-
Pesticides	Bromoxynil	mg/kg	-	-	-	-	-	-	-	-	-
	Carbofenthothion	mg/kg	0.003	-	-	-	-	-	-	-	-
	chloridane	mg/kg	0.002	-	-	-	-	-	-	-	-
	Chlordane (cis)	mg/kg	0.002	-	-	-	-	-	-	-	-
Pesticides	Azinphos Ethyl	mg/kg	0.005	-	-	-	-	-	-	-	-
	Chlordane (trans)	mg/kg	0.05	-	-	-	-	-	-	-	-
	Chlorfenvinphos	mg/kg	0.003	-	-	-	-	-	-	-	-
	Chlorotoluron	mg/kg	-	-	-	-	-	-	-	-	-
Pesticides	Chlorovifos	mg/kg	0.002	-	-	-	-	-	-	-	-
	Chlorpyrifos-methyl	mg/kg	0.002	-	-	-	-	-	-	-	-
	Cyanazine	mg/kg	-	-	-	-	-	-	-	-	-
	d-BHC	mg/kg	0.002	-	-	-	-	-	-	-	-
Pesticides	DDD	mg/kg	0.005	-	-	-	-	-	-	-	-
	DDT	mg/kg	0.005	-	-	-	-	-	-	-	-
	Chlorfthalonil	mg/kg	0.002	-	-	-	-	-	-	-	-
	Diazinon	mg/kg	0.001	-	-	-	-	-	-	-	-
Pesticides	Dicamba	mg/kg	-	-	-	-	-	-	-	-	-
	Dichlobenil	mg/kg	0.001	-	-	-	-	-	-	-	-
	cis-Permethrin	mg/kg	0.003	-	-	-	-	-	-	-	-
	Dichlorvos	mg/kg	0.002	16	-	-	-	-	-	-	-
Pesticides	Diclofop	mg/kg	-	-	-	-	-	-	-	-	-
	Dieldrin	mg/kg	0.005	18	-	-	-	-	-	-	-
	Dimethoate	mg/kg	0.003	-	-	-	-	-	-	-	-
	Dinoseb	mg/kg	-	-	-	-	-	-	-	-	-
Pesticides	Diuron	mg/kg	-	-	-	-	-	-	-	-	-
	Endosulfan I	mg/kg	0.001	1200	-	-	-	-	-	-	-
	Endosulfan II	mg/kg	0.01	-	-	-	-	-	-	-	-
	Endosulfan sulphate	mg/kg	0.005	-	-	-	-	-	-	-	-
Pesticides	Endrin	mg/kg	0.003	-	-	-	-	-	-	-	-
	Endrin ketone	mg/kg	0.03	-	-	-	-	-	-	-	-
	Ethion	mg/kg	0.003	-	-	-	-	-	-	-	-
	Fenitrothion	mg/kg	0.005	-	-	-	-	-	-	-	-
Pesticides	Fenitrothion	mg/kg	0.01	-	-	-	-	-	-	-	-
	Fluroxypyr	mg/kg	0.1	-	-	-	-	-	-	-	-

		Field ID	BH07053-X-30.00-ES-136-200217	BH07053-X-30.00-ES-200217	BH07053-X-33.00-ES-200225	BH07053-X-35.00-ES-200226	BH07053-X-4.00-ES-200129	BH07053-X-5.00-ES-200129	BH07053-X-6.00-ES-200130	BH07053-X-7.00-ES-200130	BH07053-X-8.00-ES-200130	
		Location Code	BH07053	BH07053	BH07053	BH07053	BH07053	BH07053	BH07053	BH07053	BH07053	
		Sample Depth Range	30	30	33	35	4	5	6	7	8	
		Sampled Date Time	17/02/2020	17/02/2020	25/02/2020	26/02/2020	29/01/2020	29/01/2020	30/01/2020	30/01/2020	30/01/2020	
		Matrix Description	LQM S4UL Public Open Space (POS) Residential - 1% SOM									
		C4SL Public Open Space (POS) Residential										
Chem Group	ChemName	output unit	EQL									
	o-BHC (Lindane)	mg/kg	0.001	-	-	-	-	-	-	-	-	
	Heptachlor	mg/kg	0.003	-	-	-	-	-	-	-	-	
	Isodrin	mg/kg	0.002	-	-	-	-	-	-	-	-	
	Isoproturon	mg/kg	-	-	-	-	-	-	-	-	-	
	Linuron	mg/kg	-	-	-	-	-	-	-	-	-	
	Malathion	mg/kg	0.002	-	-	-	-	-	-	-	-	
	2-Methyl-4-chlorobenzoic acid	mg/kg	-	-	-	-	-	-	-	-	-	
	2-Methyl-4-Chlorophenoxy Butanoic Acid	mg/kg	-	-	-	-	-	-	-	-	-	
	Mecoprop	mg/kg	-	-	-	-	-	-	-	-	-	
	Methoxychlor	mg/kg	0.005	-	-	-	-	-	-	-	-	
	Methyl parathion	mg/kg	0.01	-	-	-	-	-	-	-	-	
	Mevinphos (Phosdrin)	mg/kg	0.002	-	-	-	-	-	-	-	-	
	o,p-DDD	mg/kg	0.005	-	-	-	-	-	-	-	-	
	o,p'-DDE	mg/kg	0.002	-	-	-	-	-	-	-	-	
	o,p'-Methoxychlor	mg/kg	0.05	-	-	-	-	-	-	-	-	
	Parathion	mg/kg	0.005	-	-	-	-	-	-	-	-	
	Pendimethalin	mg/kg	0.01	-	-	-	-	-	-	-	-	
	Permethrin	mg/kg	0.05	-	-	-	-	-	-	-	-	
	Permethrin II	mg/kg	0.003	-	-	-	-	-	-	-	-	
	Phorate	mg/kg	0.01	-	-	-	-	-	-	-	-	
	Priniphos-methyl	mg/kg	0.002	-	-	-	-	-	-	-	-	
	Priniphos-ethyl	mg/kg	0.002	-	-	-	-	-	-	-	-	
	Prometon	mg/kg	0.05	-	-	-	-	-	-	-	-	
	Prometryn	mg/kg	0.05	-	-	-	-	-	-	-	-	
	Pronamide	mg/kg	0.002	-	-	-	-	-	-	-	-	
	Propazine	mg/kg	0.05	-	-	-	-	-	-	-	-	
	Propiconazole	mg/kg	-	-	-	-	-	-	-	-	-	
	Propoxycarbazono-sodium	mg/kg	-	-	-	-	-	-	-	-	-	
	Simazine	mg/kg	0.05	-	-	-	-	-	-	-	-	
	Terbutryn	mg/kg	0.05	-	-	-	-	-	-	-	-	
	Terbutylazine	mg/kg	0.05	-	-	-	-	-	-	-	-	
	Phoxalone	mg/kg	0.005	-	-	-	-	-	-	-	-	
	Phosphamidon	mg/kg	0.005	-	-	-	-	-	-	-	-	
	Triadimefon	mg/kg	0.002	-	-	-	-	-	-	-	-	
	Triallate	mg/kg	0.002	-	-	-	-	-	-	-	-	
	Triclopyr	mg/kg	0.1	-	-	-	-	-	-	-	-	
	Triclosan	mg/kg	-	-	-	-	-	-	-	-	-	
	Trifluralin	mg/kg	0.01	-	-	-	-	-	-	-	-	
	Tebuconazole	mg/kg	-	-	-	-	-	-	-	-	-	
	Telodrin	mg/kg	0.05	-	-	-	-	-	-	-	-	
Triazophos	mg/kg	0.003	-	-	-	-	-	-	-	-		
SVOC TIC	SVOC TICs - Detect	Detect	-	-	-	-	-	-	-	-	-	
	Anthraquinone 9,10-	mg/kg	-	-	-	-	-	-	-	-	-	
	SVOC Tentatively Identified Compounds	mg/kg	0.1	-	-	-	-	-	-	-	-	
VOC TIC	Aniline	mg/kg	0.3	-	-	-	-	-	-	-	-	
	VOC TICs - Detect	Detect	-	-	-	-	-	-	-	-	-	
	VOC Tentatively Identified Compounds	mg/kg	0.05	-	-	-	-	-	-	-	-	
Other	Freon 113	mg/kg	0.005	-	-	-	-	-	-	-	-	
	Temperature	°C	-	-	-	-	-	-	-	-	-	
	Conductivity @ 20°C	µS/cm	14	-	-	-	-	-	-	-	-	
	% Stones >4mm	%	-	-	-	-	-	-	-	-	-	
	Fraction of non-crushable material	%	0	0	100	0	0	44	41.7 - 62.7	73.4	0	
	Moisture Content (dried @35°C)	%	-	-	-	-	-	-	-	-	-	
	Moisture Content 105C	%	0.1	24.7	22.4	23.6	22.3	21.3	31.5	36.1 - 37.7	43.3	61
	pH (Lab)	pH Units	1	8.3	8.3	8.3	8.4	8.7	7.4	7.3 - 7.4	8	9.2
	Stone Content	%	0.1	10.5	4.9	0	4.3	6.5	4.7	6 - 7.3	6	0
	Total Organic Carbon	%	0.02	0.24	0.23	0.24	0.21	1.23	23	19	17	22.2

**Env Stds Comments**  
 #1:GAC is only presented as speciated chromium. 7.7mg/kg is used for hexavalent. If hexavalent chromium (CVI) data is available, a value of 1,500mg/kg r  
 #2:C4SL for lead adopted  
 #3:GAC only presented as speciated mercury. 16mg/kg is used for elemental mercury. If the CSM indicates that elemental mercury is not a CoC and mercury  
 #4:Updated S4UL for nickel  
 #5:S4UL exceeds solubility saturation limit  
 #6:Criteria derived for Al<sup>3</sup>-C16-C35 split between Al<sup>3</sup>-C16-21 & Al<sup>3</sup>-C21-35. Requires summation of fractions to use Al<sup>3</sup>-C16-C35 criteria.  
 #7:Criteria presented is for p-xylene. A separate value is presented for o-xylene.  
 #8:S4UL based on a threshold protective of direct skin contact with phenol

**Legend**

36.2	Results exceeds GAC.
<50	Results MDL is greater than GAC.
NAD	No asbestos detected.
-	Determinand has not been tested for.

**Notes**  
 A range is given where a determinand has been analysed for by more than one method.



Chem Group	ChemName	output unit	EQL	Matrix Description																
				LQM S4UL Public Open Space (POS) Residential - 1% SOM																
				Field ID	Location Code	Sample Depth	Range	Sample Date	30/01/2020	18/02/2020	18/02/2020	21/02/2020	26/02/2020	18/02/2020	18/02/2020	19/02/2020	26/02/2020	26/02/2020		
TPH	>C6-C6	mg/kg	0.02		<0.2	-	-	-	-	-	-	-	-	-	-	-	-	-	-	-
	>C6-C7	mg/kg	0.02		<0.2	-	-	-	-	-	-	-	-	-	-	-	-	-	-	-
	>C7-C8	mg/kg	0.02		<0.2	-	-	-	-	-	-	-	-	-	-	-	-	-	-	-
	>C6-C8	mg/kg	0.2		<0.2	-	-	-	<0.2	<0.2	<0.2	<0.2	<0.2	<0.2	<0.2	<0.2	<0.2	<0.2	<0.2	<0.2
	>C8-C10	mg/kg	0.02		<0.2	<2	<2	<2	3	<2	<2	<2	<2	<2	<2	<2	<2	<2	<2	<2
	>C10-C12	mg/kg	0.02		-	<2	<2	<2	<2	2.4	<2	2.4	<2	2.02	<2	2.02	<2	2.12	<2	2.12
	>C12-C16	mg/kg	2		-	<2	<2	<2	2.48	5.54	<2	3.98	<2	3.98	<2	3.98	<2	3.93	<2	3.93
	>C16-C21	mg/kg	2		-	2.79	3.96	<2	5.6	18.9	<2	13.5	<2	13.5	<2	13.5	<2	14.3	<2	14.3
	>C21-C28	mg/kg	35		-	-	-	-	-	-	-	-	-	-	-	-	-	-	-	-
	>C21-C35	mg/kg	4.38		-	10.8	8.78	<2	46.9	41.2	<2	24.8	<2	26.7	<2	29	<2	29	<2	29
	>C28-C35	mg/kg	35		-	-	-	-	-	-	-	-	-	-	-	-	-	-	-	-
	>C31-C40	mg/kg	10		-	14.5	10.3	<2	57.6	47.9	<2	32.3	<2	28.2	<2	30.9	<2	30.9	<2	30.9
	>C35-C40	mg/kg	35		-	-	-	-	-	-	-	-	-	-	-	-	-	-	-	-
	GRO >C5-10	mg/kg	0.02		-	-	-	-	-	-	-	-	-	-	-	-	-	-	-	-
	TPH >C8-C40	mg/kg	10		-	<20.2	<17.3	<2	<69.4	<76	<2	<43.7	<2	<48.4	<2	<52.2	<2	<52.2	<2	<52.2
	EPH >C5-40	mg/kg	35		-	-	-	-	-	-	-	-	-	-	-	-	-	-	-	-
	EPH >C10-40	mg/kg	35		-	-	-	-	-	-	-	-	-	-	-	-	-	-	-	-
	GRO	mg/kg	0.2		<0.2	-	-	-	-	-	-	-	-	-	-	-	-	-	-	-
	GRO >C5-12	mg/kg	0.1		-	-	-	-	-	-	-	-	-	-	-	-	-	-	-	-
	TPH by GC/ED (AR)	mg/kg	10		-	20	17.1	<2	69.2	75.8	<2	43.5	<2	48.2	<2	52	<2	52	<2	52
BTEX and MTE	Benzene	mg/kg	0.001	140	72	<0.001	<0.001	<0.001	<0.001	<0.001	<0.001	<0.001	<0.001	<0.001	<0.001	<0.001	<0.001	<0.001	<0.001	
	Toluene	mg/kg	0.005		56000	<0.005	<0.005	<0.005	<0.005	<0.005	<0.005	<0.005	<0.005	<0.005	<0.005	<0.005	<0.005	<0.005	<0.005	
	Ethylbenzene	mg/kg	0.002		24000	<0.002	<0.002	<0.002	<0.002	<0.002	<0.002	<0.002	<0.002	<0.002	<0.002	<0.002	<0.002	<0.002	<0.002	
	Xylene (m & o)	mg/kg	0.004		41000	<0.004	<0.004	<0.004	<0.004	<0.004	<0.004	<0.004	<0.004	<0.004	<0.004	<0.004	<0.004	<0.004	<0.004	
	Xylene (p)	mg/kg	0.002		41000	<0.002	<0.002	<0.002	<0.002	<0.002	<0.002	<0.002	<0.002	<0.002	<0.002	<0.002	<0.002	<0.002	<0.002	
	Xylene Total	mg/kg	0.02			<0.02	<0.02	<0.02	<0.02	<0.02	<0.02	<0.02	<0.02	<0.02	<0.02	<0.02	<0.02	<0.02	<0.02	
	MTE	mg/kg	0.001			<0.001	<0.001	<0.001	<0.001	<0.001	<0.001	<0.001	<0.001	<0.001	<0.001	<0.001	<0.001	<0.001	<0.001	
	Total BTEX	mg/kg	0.04			<0.04	<0.04	<0.04	<0.04	<0.04	<0.04	<0.04	<0.04	<0.04	<0.04	<0.04	<0.04	<0.04	<0.04	
VOC	Styrene	mg/kg	0.001			<0.001	<0.001	<0.001	<0.001	<0.001	<0.001	<0.001	<0.001	<0.001	<0.001	<0.001	<0.001	<0.001	<0.001	
	cis-1,3-dichloroethene	mg/kg	0.001			<0.001	<0.001	<0.001	<0.001	<0.001	<0.001	<0.001	<0.001	<0.001	<0.001	<0.001	<0.001	<0.001	<0.001	
	trans-1,3-dichloroethene	mg/kg	0.001			<0.001	<0.001	<0.001	<0.001	<0.001	<0.001	<0.001	<0.001	<0.001	<0.001	<0.001	<0.001	<0.001	<0.001	
	1,1,1,2-tetrachloroethane	mg/kg	0.001	1400		<0.001	<0.001	<0.001	<0.001	<0.001	<0.001	<0.001	<0.001	<0.001	<0.001	<0.001	<0.001	<0.001	<0.001	
	1,1,1-trichloroethane	mg/kg	0.001	140000		<0.001	<0.001	<0.001	<0.001	<0.001	<0.001	<0.001	<0.001	<0.001	<0.001	<0.001	<0.001	<0.001	<0.001	
	1,1,2,2-tetrachloroethane	mg/kg	0.001	1400		<0.001	<0.001	<0.001	<0.001	<0.001	<0.001	<0.001	<0.001	<0.001	<0.001	<0.001	<0.001	<0.001	<0.001	
	1,1,2-trichloroethane	mg/kg	0.001			<0.001	<0.001	<0.001	<0.001	<0.001	<0.001	<0.001	<0.001	<0.001	<0.001	<0.001	<0.001	<0.001	<0.001	
	1,1-dichloroethane	mg/kg	0.001			<0.001	<0.001	<0.001	<0.001	<0.001	<0.001	<0.001	<0.001	<0.001	<0.001	<0.001	<0.001	<0.001	<0.001	
	1,1-dichloroethene	mg/kg	0.001			<0.001	<0.001	<0.001	<0.001	<0.001	<0.001	<0.001	<0.001	<0.001	<0.001	<0.001	<0.001	<0.001	<0.001	
	1,1-dichloroethene	mg/kg	0.001			<0.001	<0.001	<0.001	<0.001	<0.001	<0.001	<0.001	<0.001	<0.001	<0.001	<0.001	<0.001	<0.001	<0.001	
	1,2-dichloroethane	mg/kg	0.001			<0.001	<0.001	<0.001	<0.001	<0.001	<0.001	<0.001	<0.001	<0.001	<0.001	<0.001	<0.001	<0.001	<0.001	
	1,2-dichloroethene	mg/kg	0.001	29		<0.001	<0.001	<0.001	<0.001	<0.001	<0.001	<0.001	<0.001	<0.001	<0.001	<0.001	<0.001	<0.001	<0.001	
	1,2-dibromoethane	mg/kg	0.001			<0.001	<0.001	<0.001	<0.001	<0.001	<0.001	<0.001	<0.001	<0.001	<0.001	<0.001	<0.001	<0.001	<0.001	
	1,2-dibromoethane	mg/kg	0.001			<0.001	<0.001	<0.001	<0.001	<0.001	<0.001	<0.001	<0.001	<0.001	<0.001	<0.001	<0.001	<0.001	<0.001	
	1,2-dichloroethane	mg/kg	0.001			<0.001	<0.001	<0.001	<0.001	<0.001	<0.001	<0.001	<0.001	<0.001	<0.001	<0.001	<0.001	<0.001	<0.001	
	1,2-dichloroethene	mg/kg	0.001			<0.001	<0.001	<0.001	<0.001	<0.001	<0.001	<0.001	<0.001	<0.001	<0.001	<0.001	<0.001	<0.001	<0.001	
	1,3,5-trimethylbenzene	mg/kg	0.001			<0.001	<0.001	<0.001	<0.001	<0.001	<0.001	<0.001	<0.001	<0.001	<0.001	<0.001	<0.001	<0.001	<0.001	
	1,3-dichloropropane	mg/kg	0.001			<0.001	<0.001	<0.001	<0.001	<0.001	<0.001	<0.001	<0.001	<0.001	<0.001	<0.001	<0.001	<0.001	<0.001	
	2,2-dichloropropane	mg/kg	0.001			<0.001	<0.001	<0.001	<0.001	<0.001	<0.001	<0.001	<0.001	<0.001	<0.001	<0.001	<0.001	<0.001	<0.001	
	2-chlorotoluene	mg/kg	0.001			<0.001	<0.001	<0.001	<0.001	<0.001	<0.001	<0.001	<0.001	<0.001	<0.001	<0.001	<0.001	<0.001	<0.001	
	4-chlorotoluene	mg/kg	0.001			<0.001	<0.001	<0.001	<0.001	<0.001	<0.001	<0.001	<0.001	<0.001	<0.001	<0.001	<0.001	<0.001	<0.001	
	Bromobenzene	mg/kg	0.001			<0.001	<0.001	<0.001	<0.001	<0.001	<0.001	<0.001	<0.001	<0.001	<0.001	<0.001	<0.001	<0.001	<0.001	
	Bromochloromethane	mg/kg	0.001			<0.001	<0.001	<0.001	<0.001	<0.001	<0.001	<0.001	<0.001	<0.001	<0.001	<0.001	<0.001	<0.001	<0.001	
	Bromodichloromethane	mg/kg	0.001			<0.001	<0.001	<0.001	<0.001	<0.001	<0.001	<0.001	<0.001	<0.001	<0.001	<0.001	<0.001	<0.001	<0.001	
	Bromofrom	mg/kg	0.001			<0.001	<0.001	<0.001	<0.001	<0.001	<0.001	<0.001	<0.001	<0.001	<0.001	<0.001	<0.001	<0.001	<0.001	
	Bromomethane	mg/kg	0.001			<0.001	<0.001	<0.001	<0.001	<0.001	<0.001	<0.001	<0.001	<0.001	<0.001	<0.001	<0.001	<0.001	<0.001	
	Carbon disulfide	mg/kg	0.007	11000		<0.007	<0.007	<0.007	<0.007	<0.007	<0.007	<0.007	<0.007	<0.007	<0.007	<0.007	<0.007	<0.007	<0.007	
	Carbon tetrachloride	mg/kg	0.001	890		<0.001	<0.001	<0.001	<0.001	<0.001	<0.001	<0.001	<0.001	<0.001	<0.001	<0.001	<0.001	<0.001	<0.001	
	Chlorobromomethane	mg/kg	0.001			<0.001	<0.001	<0.001	<0.001	<0.001	<0.001	<0.001	<0.001	<0.001	<0.001	<0.001	<0.001	<0.001	<0.001	
	Chloroethane	mg/kg	0.002																	

		Field ID	BH07053-X-9.00-ES-200130	BH07056-X-0.50-ES-200218	BH07056-X-0.50-ES4a-200218	BH07056-X-10.00-ES-200221	BH07056-X-14.50-ES-200226	BH07056-X-2.00-ES-200218	BH07056-X-2.70-ACM-200219	BH07056-X-24.00-ES112-200226	BH07056-X-24.00-ES-200226	
		Location Code	BH07053	BH07056	BH07056	BH07056	BH07056	BH07056	BH07056	BH07056	BH07056	
		Sample Depth	9	0.5	0.5	10	14.5	2	2.7	24	24	
		Range										
		Sample Date	30/01/2020	18/02/2020	18/02/2020	21/02/2020	26/02/2020	18/02/2020	19/02/2020	26/02/2020	26/02/2020	
		Matrix Description	LQM S4UL Public Open Space (POS) Residential - 1% SOM									
		C4SL Public Open Space (POS) Residential										
Chem Group	ChemName	output unit	EQL									
SVOC	Benzyl alcohol	mg/kg	0.5	-	-	-	-	-	-	-	-	
	Diphenyl ether	mg/kg	0.1	-	-	-	-	-	-	-	-	
	4-bromophenyl phenyl ether	mg/kg	0.1	-	-	-	-	-	-	-	-	
	4-nitroaniline	mg/kg	0.1	-	-	-	-	-	-	-	-	
	4-nitrophenol	mg/kg	0.1	-	-	-	-	-	-	-	-	
	1,1-Biohexyl	mg/kg	0.1	-	-	-	-	-	-	-	-	
	1,2,3,4-tetrachlorobenzene	mg/kg	0.001	830	-	-	-	-	-	-	-	
	1-Methylnaphthalene	mg/kg	0.1	-	-	-	-	-	-	-	-	
	2,4,5-trichlorophenol	mg/kg	0.1	-	-	-	-	-	-	-	-	
	2,4,6-trichlorophenol	mg/kg	0.1	-	-	-	-	-	-	-	-	
	2,4-dichlorophenol	mg/kg	0.1	-	-	-	-	-	-	-	-	
	2,4-dimethylphenol	mg/kg	0.1	-	-	-	-	-	-	-	-	
	2,4-dinitrophenol	mg/kg	0.5	-	-	-	-	-	-	-	-	
	2,4-dinitrotoluene	mg/kg	0.1	-	-	-	-	-	-	-	-	
	2,6-dinitrotoluene	mg/kg	0.1	-	-	-	-	-	-	-	-	
	2-chloronaphthalene	mg/kg	0.1	-	-	-	-	-	-	-	-	
	2-chlorophenol	mg/kg	0.1	-	-	-	-	-	-	-	-	
	2-methylnaphthalene	mg/kg	0.1	-	-	-	-	-	-	-	-	
	2-methylphenol	mg/kg	0.1	-	-	-	-	-	-	-	-	
	2-nitroaniline	mg/kg	0.1	-	-	-	-	-	-	-	-	
	2-nitrophenol	mg/kg	0.1	-	-	-	-	-	-	-	-	
	3-nitroaniline	mg/kg	0.1	-	-	-	-	-	-	-	-	
	4,6-Dinitro-2-methylphenol	mg/kg	0.2	-	-	-	-	-	-	-	-	
	4-chloro-3-methylphenol	mg/kg	0.1	-	-	-	-	-	-	-	-	
	4-chloroaniline	mg/kg	0.1	-	-	-	-	-	-	-	-	
	4-chlorophenol	mg/kg	0.5	620	-	-	-	-	-	-	-	
	4-chlorophenyl phenyl ether	mg/kg	0.1	-	-	-	-	-	-	-	-	
	4-methylphenol	mg/kg	0.1	-	-	-	-	-	-	-	-	
	Azobenzene	mg/kg	0.1	-	-	-	-	-	-	-	-	
	Benzic Acid	mg/kg	0.5	-	-	-	-	-	-	-	-	
	Bis(2-chloroethoxy) methane	mg/kg	0.1	-	-	-	-	-	-	-	-	
	Bis(2-chloroethyl) ether	mg/kg	0.1	-	-	-	-	-	-	-	-	
	Bis(2-chloroisopropyl) ether	mg/kg	0.1	-	-	-	-	-	-	-	-	
	Bis(2-ethylhexyl) phthalate	mg/kg	0.1	-	-	-	-	-	-	-	-	
	Butyl benzyl phthalate	mg/kg	0.1	-	-	-	-	-	-	-	-	
	Carbazole	mg/kg	0.1	-	-	-	-	-	-	-	-	
	Dibenzofuran	mg/kg	0.1	-	-	-	-	-	-	-	-	
	Diethylphthalate	mg/kg	0.1	-	-	-	-	-	-	-	-	
	Dimethyl phthalate	mg/kg	0.1	-	-	-	-	-	-	-	-	
	Di-n-butyl phthalate	mg/kg	0.1	-	-	-	-	-	-	-	-	
	Di-n-octyl phthalate	mg/kg	0.1	-	-	-	-	-	-	-	-	
	Hexachlorobenzene	mg/kg	0.002	16	-	-	-	-	-	-	-	
	Hexachlorocyclopentadiene	mg/kg	0.1	-	-	-	-	-	-	-	-	
	Hexachloroethane	mg/kg	0.1	-	-	-	-	-	-	-	-	
	Isophorone	mg/kg	0.1	-	-	-	-	-	-	-	-	
	Nitrobenzene	mg/kg	0.1	-	-	-	-	-	-	-	-	
	N-nitrosodi-n-propylamine	mg/kg	0.1	-	-	-	-	-	-	-	-	
	n-Nitrosodiphenylamine	mg/kg	0.1	-	-	-	-	-	-	-	-	
	Pentachlorobenzene	mg/kg	0.001	100	-	-	-	-	-	-	-	
	Pentachloronitrobenzene	mg/kg	0.05	-	-	-	-	-	-	-	-	
Pentachlorophenol	mg/kg	0.1	60	-	-	-	-	-	-	-		
PCB	PCB-110	mg/kg	-	-	-	-	-	-	-	-	-	
	PCB-128	mg/kg	-	-	-	-	-	-	-	-	-	
	PCB-141	mg/kg	-	-	-	-	-	-	-	-	-	
	PCB-149	mg/kg	-	-	-	-	-	-	-	-	-	
	PCB-151	mg/kg	-	-	-	-	-	-	-	-	-	
	PCB-158	mg/kg	-	-	-	-	-	-	-	-	-	
	PCB-170	mg/kg	-	-	-	-	-	-	-	-	-	
	PCB-18	mg/kg	-	-	-	-	-	-	-	-	-	
	PCB-183	mg/kg	-	-	-	-	-	-	-	-	-	
	PCB-187	mg/kg	-	-	-	-	-	-	-	-	-	
	PCB-194	mg/kg	-	-	-	-	-	-	-	-	-	
	PCB-31	mg/kg	-	-	-	-	-	-	-	-	-	
	PCB-44	mg/kg	-	-	-	-	-	-	-	-	-	
	PCB-49	mg/kg	-	-	-	-	-	-	-	-	-	
	2,2,4-tetrachloro-1,1-Biphenyl	mg/kg	-	-	-	-	-	-	-	-	-	
	2,3,4,4-tetrachloro-1,1-Biphenyl	mg/kg	-	-	-	-	-	-	-	-	-	
	Heptachlorobiphenyl, 2,3,3,4,4,5,5- (PCB 189)	mg/kg	0.003	-	<0.005	-	-	-	<0.005	-	-	
	Hexachlorobiphenyl, 2,3,3,4,4,5- (PCB 156)	mg/kg	0.003	-	<0.005	-	-	-	<0.005	-	-	
	Hexachlorobiphenyl, 2,3,3,4,4,5- (PCB 157)	mg/kg	0.003	-	<0.005	-	-	-	<0.005	-	-	
	Hexachlorobiphenyl, 2,3,4,4,5,5- (PCB 167)	mg/kg	0.003	-	<0.005	-	-	-	<0.005	-	-	
	Hexachlorobiphenyl, 3,3,4,4,5,5- (PCB 169)	mg/kg	0.003	-	<0.005	-	-	-	<0.005	-	-	
	PCB 101	mg/kg	0.003	-	<0.005	-	-	-	<0.005	-	-	
	PCB 118	mg/kg	0.003	-	<0.005	-	-	-	<0.005	-	-	
	PCB 138	mg/kg	0.003	-	<0.005	-	-	-	<0.005	-	-	
	PCB 153	mg/kg	0.003	-	<0.005	-	-	-	<0.005	-	-	
	PCB 160	mg/kg	0.003	-	<0.005	-	-	-	<0.005	-	-	
	PCB 26	mg/kg	0.003	-	<0.005	-	-	-	<0.005	-	-	
PCB 52	mg/kg	0.003	-	<0.005	-	-	-	<0.005	-	-		
Pentachlorobiphenyl, 2,3,3,4,4- (PCB 105)	mg/kg	0.003	-	<0.005	-	-	-	<0.005	-	-		
Pentachlorobiphenyl, 2,3,3,4,4,5- (PCB 114)	mg/kg	0.003	-	<0.005	-	-	-	<0.005	-	-		
Pentachlorobiphenyl, 2,3,4,4,5- (PCB 123)	mg/kg	0.003	-	<0.005	-	-	-	<0.005	-	-		
Pentachlorobiphenyl, 3,3,4,4,5- (PCB 126)	mg/kg	0.003	-	<0.005	-	-	-	<0.005	-	-		
Tetrachlorobiphenyl, 3,3,4,4- (PCB 77)	mg/kg	0.003	-	<0.005	-	-	-	<0.005	-	-		
Tetrachlorobiphenyl, 3,4,4,5- (PCB 81)	mg/kg	0.003	-	<0.005	-	-	-	<0.005	-	-		
Total PCB 7 congeners	mg/kg	0.021	-	-	-	-	-	-	-	-		
Total PCB WHO 12	mg/kg	0.036	-	-	-	-	-	-	-	-		



		Field ID	BH07053-X-9.00-ES-200130	BH07056-X-0.50-ES-200218	BH07056-X-0.50-ES4#-200218	BH07056-X-10.00-ES-200221	BH07056-X-14.50-ES-200226	BH07056-X-2.00-ES-200218	BH07056-X-2.70-ACM-200219	BH07056-X-24.00-ES112-200226	BH07056-X-24.00-ES-200226	
		Location Code	BH07053	BH07056	BH07056	BH07056	BH07056	BH07056	BH07056	BH07056	BH07056	
		Sample Depth Range	9	0.5	0.5	10	14.5	2	2.7	24	24	
		Sample Date Time	30/01/2020	18/02/2020	18/02/2020	21/02/2020	26/02/2020	18/02/2020	19/02/2020	26/02/2020	26/02/2020	
		Matrix Description	LQM S4UL Public Open Space (POS) Residential - 1% SOM									
		C4SL Public Open Space (POS) Residential										
Chem Group	ChemName	output unit	EQL									
	o-BHC (Lindane)	mg/kg	0.001	-	-	-	-	-	-	-	-	
	Heptachlor	mg/kg	0.003	-	-	-	-	-	-	-	-	
	Isodrin	mg/kg	0.002	-	-	-	-	-	-	-	-	
	Isoproturon	mg/kg	-	-	-	-	-	-	-	-	-	
	Linuron	mg/kg	-	-	-	-	-	-	-	-	-	
	Malathion	mg/kg	0.002	-	-	-	-	-	-	-	-	
	2-Methyl-4-chlorophenoxyacetic acid	mg/kg	-	-	-	-	-	-	-	-	-	
	2-Methyl-4-Chlorophenoxy Butanoic Acid	mg/kg	-	-	-	-	-	-	-	-	-	
	Meconop	mg/kg	-	-	-	-	-	-	-	-	-	
	Methoxychlor	mg/kg	0.005	-	-	-	-	-	-	-	-	
	Methyl parathion	mg/kg	0.01	-	-	-	-	-	-	-	-	
	Mevinphos (Phosdrin)	mg/kg	0.002	-	-	-	-	-	-	-	-	
	o,p-DDD	mg/kg	0.005	-	-	-	-	-	-	-	-	
	o,p'-DDE	mg/kg	0.002	-	-	-	-	-	-	-	-	
	o,p-Methoxychlor	mg/kg	0.05	-	-	-	-	-	-	-	-	
	Parathion	mg/kg	0.005	-	-	-	-	-	-	-	-	
	Pendimethalin	mg/kg	0.01	-	-	-	-	-	-	-	-	
	Permethrin	mg/kg	0.05	-	-	-	-	-	-	-	-	
	Permethrin II	mg/kg	0.003	-	-	-	-	-	-	-	-	
	Phorate	mg/kg	0.01	-	-	-	-	-	-	-	-	
	Priniphos-methyl	mg/kg	0.002	-	-	-	-	-	-	-	-	
	Priniphos-ethyl	mg/kg	0.002	-	-	-	-	-	-	-	-	
	Prometon	mg/kg	0.05	-	-	-	-	-	-	-	-	
	Prometryn	mg/kg	0.05	-	-	-	-	-	-	-	-	
	Pronamide	mg/kg	0.002	-	-	-	-	-	-	-	-	
	Propazine	mg/kg	0.05	-	-	-	-	-	-	-	-	
	Propiconazole	mg/kg	-	-	-	-	-	-	-	-	-	
	Propoxycarbazono-sodium	mg/kg	-	-	-	-	-	-	-	-	-	
	Simazine	mg/kg	0.05	-	-	-	-	-	-	-	-	
	Terbutryn	mg/kg	0.05	-	-	-	-	-	-	-	-	
	Terbutylazine	mg/kg	0.05	-	-	-	-	-	-	-	-	
	Phoxalone	mg/kg	0.005	-	-	-	-	-	-	-	-	
	Phosphamidon	mg/kg	0.005	-	-	-	-	-	-	-	-	
	Triadimefon	mg/kg	0.002	-	-	-	-	-	-	-	-	
	Triallate	mg/kg	0.002	-	-	-	-	-	-	-	-	
	Triclopyr	mg/kg	0.1	-	-	-	-	-	-	-	-	
	Tricosan	mg/kg	-	-	-	-	-	-	-	-	-	
	Trifluralin	mg/kg	0.01	-	-	-	-	-	-	-	-	
	Tebuconazole	mg/kg	-	-	-	-	-	-	-	-	-	
	Telodrin	mg/kg	0.05	-	-	-	-	-	-	-	-	
	Triazophos	mg/kg	0.003	-	-	-	-	-	-	-	-	
SVOC TIC	SVOC TICs - Detect	Detect	-	-	-	-	-	-	-	-	-	
	Anthraquinone 9,10-	mg/kg	-	-	-	-	-	-	-	-	-	
	SVOC Tentatively Identified Compounds	mg/kg	0.1	-	-	-	-	-	-	-	-	
	Aniline	mg/kg	0.3	-	-	-	-	-	-	-	-	
VOC TIC	VOC TICs - Detect	Detect	-	-	-	-	-	-	-	-	-	
	VOC Tentatively Identified Compounds	mg/kg	0.05	-	-	-	-	-	-	-	-	
	Freon 113	mg/kg	0.005	-	-	-	-	-	-	-	-	
Other	Temperature	°C	-	-	-	-	-	-	-	-	-	
	Conductivity @ 20°C	µS/cm	14	-	-	-	-	-	-	-	-	
	% Stones >4mm	%	0	0	0	0	0	0	0	0	0	
	Fraction of non-crushable material	%	0	0	0	0	0	0	0	0	0	
	Moisture Content (dried @35°C)	%	-	-	-	-	-	-	-	-	-	
	Moisture Content 105C	%	0.1	35.2	27.2	29.6	59.1	31.9	20.2	-	32	
	pH (Lab)	pH Units	1	8.4	8.2	8.2	7.9	8.4	8.4	8.2	8.3	
	Stone Content	%	0.1	0	0	0	0	0	5.7	0	0	
	Total Organic Carbon	%	0.02	1.98	0.49	0.55	13.8	1.39	1.08	0.77	0.76	

**Env Stds Comments**  
 #1:GAC is only presented as speciated chromium. 7.7mg/kg is used for hexavalent. If hexavalent chromium (CVI) data is available, a value of 1,500mg/kg r  
 #2:C4SL for lead adopted  
 #3:GAC only presented as speciated mercury. 16mg/kg is used for elemental mercury. If the CSM indicates that elemental mercury is not a CoC and mercury  
 #4:Updated S4UL for nickel  
 #5:S4UL exceeds solubility saturation limit  
 #6:Criteria derived for Al<sup>3</sup>-C16-C35 split between Al<sup>3</sup>-C16-21 & Al<sup>3</sup>-C21-35. Requires summation of fractions to use Al<sup>3</sup>-C16-C35 criteria.  
 #7:Criteria presented is for p-xylene. A separate value is presented for o-xylene.  
 #8:S4UL based on a threshold protective of direct skin contact with phenol

Legend	Results exceeds GAC.
<50	Results MDL is greater than GAC.
NAD	No asbestos detected.
-	Determinand has not been tested for.

**Notes**  
 A range is given where a determinand has been analysed for by more than one method.





		Field ID	BH07056-X-3-00-ES-200219	BH07056-X-4-00-ES-200219	BH07056-X-4-50-ACM-200219	BH07056-X-5-00-ACM-200219	BH07056-X-5-50-ACM-200219	BH07056-X-6-00-ACM-200219	BH07056-X-6-50-ACM-200219	BH07056-X-7-00-ES-200219	BH07056-X-8-00-ES-200219	
		Location Code	BH07056	BH07056	BH07056	BH07056	BH07056	BH07056	BH07056	BH07056	BH07056	
		Sample Depth Range	3	4	4.5	5	5.5	6	6.5	7	8	
		Sample Date Time	19/02/2020	19/02/2020	19/02/2020	19/02/2020	19/02/2020	19/02/2020	19/02/2020	19/02/2020	19/02/2020	
		Matrix Description	LQM S4UL Public Open Space (POS) Residential - 1% SOM									
		C4SL Public Open Space (POS) Residential										
Chem Group	ChemName	output unit	EQ1									
TPH	>C6-C6	mg/kg	0.02	-	-	-	-	-	-	-	<0.2	<0.2
	>C6-C7	mg/kg	0.02	-	-	-	-	-	-	-	<0.2	<0.2
	>C7-C8	mg/kg	0.02	-	-	-	-	-	-	-	<0.2	<0.2
	>C6-C8	mg/kg	0.2	-	-	-	-	-	-	-	<0.2	<0.2
	>C8-C10	mg/kg	0.02	<0.2	<0.2	-	-	-	-	-	<0.2	<0.2
	>C10-C12	mg/kg	0.02	17	<2	-	-	-	-	-	<0.2	<0.2
	>C12-C16	mg/kg	0.02	18.4	<2	-	-	-	-	-	-	-
	>C16-C21	mg/kg	2	51.4	11.1	-	-	-	-	-	-	-
	>C21-C28	mg/kg	2	73.3	44.5	-	-	-	-	-	-	-
	>C21-C35	mg/kg	35	-	-	-	-	-	-	-	-	-
	>C21-C35	mg/kg	4.38	250	235	-	-	-	-	-	-	-
	>C28-C35	mg/kg	35	-	-	-	-	-	-	-	-	-
	>C31-C40	mg/kg	10	300	293	-	-	-	-	-	-	-
	>C35-C40	mg/kg	35	-	-	-	-	-	-	-	-	-
	GRO >C5-10	mg/kg	0.02	-	-	-	-	-	-	-	-	-
	TPH >C8-C40	mg/kg	10	<460.2	<351.2	-	-	-	-	-	-	-
	EPH >C5-40	mg/kg	35	-	-	-	-	-	-	-	-	-
	EPH >C10-40	mg/kg	35	-	-	-	-	-	-	-	-	-
	GRO	mg/kg	0.2	-	-	-	-	-	-	-	<0.2	<0.2
	GRO >C5-12	mg/kg	0.1	-	-	-	-	-	-	-	-	-
TPH by GC/ED (AR)	mg/kg	10	460	351	-	-	-	-	-	-	-	
BTEX and MTEX	Benzene	mg/kg	0.001	140	72	-	-	-	-	-	<0.01 - 0.001	<0.001
	Toluene	mg/kg	0.005	56000	-	-	-	-	-	-	<0.005	<0.005
	Ethylbenzene	mg/kg	0.002	24000	-	-	-	-	-	-	<0.01	<0.01
	Xylene (m & o)	mg/kg	0.004	41000	-	-	-	-	-	-	<0.004	<0.004
	Xylene (o)	mg/kg	0.002	41000	-	-	-	-	-	-	<0.002	<0.002
	Xylene Total	mg/kg	0.02	-	-	-	-	-	-	-	<0.03	<0.03
	MTBE	mg/kg	0.001	-	-	-	-	-	-	-	-	-
	Total BTEX	mg/kg	0.04	-	-	-	-	-	-	-	-	-
VOC	Styrene	mg/kg	0.001	-	-	-	-	-	-	-	-	-
	cis-1,3-dichloroethene	mg/kg	0.001	-	-	-	-	-	-	-	-	-
	trans-1,3-dichloroethene	mg/kg	0.001	-	-	-	-	-	-	-	-	-
	1,1,1,2-tetrachloroethane	mg/kg	0.001	1400	-	-	-	-	-	-	-	-
	1,1,1-trichloroethane	mg/kg	0.001	140000	-	-	-	-	-	-	-	-
	1,1,2,2-tetrachloroethane	mg/kg	0.001	1400	-	-	-	-	-	-	-	-
	1,1,2-dichloroethane	mg/kg	0.001	-	-	-	-	-	-	-	-	-
	1,1-dichloroethane	mg/kg	0.001	-	-	-	-	-	-	-	-	-
	1,1-dichloroethene	mg/kg	0.001	-	-	-	-	-	-	-	-	-
	1,1-dichloroethene	mg/kg	0.001	-	-	-	-	-	-	-	-	-
	1,2-dichloroethane	mg/kg	0.001	-	-	-	-	-	-	-	-	-
	1,2-dichloroethane	mg/kg	0.001	29	-	-	-	-	-	-	-	-
	1,2-dichloroethene	mg/kg	0.001	-	-	-	-	-	-	-	-	-
	1,3,5-trimethylbenzene	mg/kg	0.001	-	-	-	-	-	-	-	-	-
	1,3-dichloropropane	mg/kg	0.001	-	-	-	-	-	-	-	-	-
	2,2-dichloropropane	mg/kg	0.001	-	-	-	-	-	-	-	-	-
	2-chlorotoluene	mg/kg	0.001	-	-	-	-	-	-	-	-	-
	4-chlorotoluene	mg/kg	0.001	-	-	-	-	-	-	-	-	-
	Bromobenzene	mg/kg	0.001	-	-	-	-	-	-	-	-	-
	Bromochloromethane	mg/kg	0.001	-	-	-	-	-	-	-	-	-
	Bromodichloromethane	mg/kg	0.001	-	-	-	-	-	-	-	-	-
	Bromoform	mg/kg	0.001	-	-	-	-	-	-	-	-	-
	Bromomethane	mg/kg	0.001	-	-	-	-	-	-	-	-	-
	Carbon disulfide	mg/kg	0.007	11000	-	-	-	-	-	-	-	-
	Carbon tetrachloride	mg/kg	0.001	890	-	-	-	-	-	-	-	-
	Chlorodibromomethane	mg/kg	0.001	-	-	-	-	-	-	-	-	-
	Chloroethane	mg/kg	0.002	-	-	-	-	-	-	-	-	-
	Chloroform	mg/kg	0.001	2500	-	-	-	-	-	-	-	-
	Chloromethane	mg/kg	0.003	-	-	-	-	-	-	-	-	-
	cis-1,2-dichloroethene	mg/kg	0.005	-	-	-	-	-	-	-	-	-
	Dibromomethane	mg/kg	0.001	-	-	-	-	-	-	-	-	-
	Dichlorodifluoromethane	mg/kg	0.001	-	-	-	-	-	-	-	-	-
	Dichloromethane	mg/kg	0.01	-	-	-	-	-	-	-	-	-
	Isopropylbenzene	mg/kg	0.001	-	-	-	-	-	-	-	-	-
	m-butylbenzene	mg/kg	0.001	-	-	-	-	-	-	-	-	-
	n-propylbenzene	mg/kg	0.001	-	-	-	-	-	-	-	-	-
	p-isocrotyltoluene	mg/kg	0.001	-	-	-	-	-	-	-	-	-
	sec-butylbenzene	mg/kg	0.001	-	-	-	-	-	-	-	-	-
	Trichloroethene	mg/kg	0.001	120	-	-	-	-	-	-	-	-
	tert-butylbenzene	mg/kg	0.001	-	-	-	-	-	-	-	-	-
Tetrachloroethene	mg/kg	0.003	1400	-	-	-	-	-	-	-	-	
trans-1,2-dichloroethene	mg/kg	0.001	-	-	-	-	-	-	-	-	-	
Trichlorofluoromethane	mg/kg	0.001	-	-	-	-	-	-	-	-	-	
Vinyl chloride	mg/kg	0.001	3.5	-	-	-	-	-	-	-	-	
tert-Amyl methyl ether	mg/kg	0.01	-	-	-	-	-	-	-	-	-	
VOC/SVOC	1,2,3-trichlorobenzene	mg/kg	0.001	-	-	-	-	-	-	-	-	
	1,2,4-trichlorobenzene	mg/kg	0.003	1800	-	-	-	-	-	-	-	
	1,2-dichlorobenzene	mg/kg	0.001	15000	-	-	-	-	-	-	-	
	1,2-dichlorobenzene	mg/kg	0.001	90000	-	-	-	-	-	-	-	
	1,3,5-Trichlorobenzene	mg/kg	0.001	1700	-	-	-	-	-	-	-	
	1,3-dichlorobenzene	mg/kg	0.001	300	-	-	-	-	-	-	-	
	1,4-dichlorobenzene	mg/kg	0.001	17000	-	-	-	-	-	-	-	
Chlorobenzene	mg/kg	0.001	11000	-	-	-	-	-	-	-		
Hexachlorobutadiene	mg/kg	0.002	25	-	-	-	-	-	-	-		

		Field ID	BH07056-X-3.00-ES-200219	BH07056-X-4.00-ES-200219	BH07056-X-4.50-ACM-200219	BH07056-X-5.00-ACM-200219	BH07056-X-5.50-ACM-200219	BH07056-X-6.00-ACM-200219	BH07056-X-6.50-ACM-200219	BH07056-X-7.00-ES-200219	BH07056-X-8.00-ES-200219	
		Location Code	BH07056	BH07056	BH07056	BH07056	BH07056	BH07056	BH07056	BH07056	BH07056	
		Sample Depth Range	3	4	4.5	5	5.5	6	6.5	7	8	
		Sampled Date Time	19/02/2020	19/02/2020	19/02/2020	19/02/2020	19/02/2020	19/02/2020	19/02/2020	19/02/2020	19/02/2020	
		Matrix Description	LQM S4UL Public Open Space (POS) Residential - 1% SOM									
		C4SL Public Open Space (POS) Residential										
Chem Group	ChemName	output unit	EQ1									
SVOC	Benzyl alcohol	mg/kg	0.5	-	-	-	-	-	-	-	-	
	Diphenyl ether	mg/kg	0.1	-	-	-	-	-	-	-	-	
	4-bromophenyl phenyl ether	mg/kg	0.1	-	-	-	-	-	-	-	-	
	4-nitroaniline	mg/kg	0.1	-	-	-	-	-	-	-	-	
	4-nitrophenol	mg/kg	0.1	-	-	-	-	-	-	-	-	
	1,1-Biohexyl	mg/kg	0.1	-	-	-	-	-	-	-	-	
	1,2,3,4-tetrachlorobenzene	mg/kg	0.001	830	-	-	-	-	-	-	-	
	1-Methylnaphthalene	mg/kg	0.1	-	-	-	-	-	-	-	-	
	2,4,5-trichlorophenol	mg/kg	0.1	-	-	-	-	-	-	-	-	
	2,4,6-trichlorophenol	mg/kg	0.1	-	-	-	-	-	-	-	-	
	2,4-dichlorophenol	mg/kg	0.1	-	-	-	-	-	-	-	-	
	2,4-dimethylphenol	mg/kg	0.1	-	-	-	-	-	-	-	-	
	2,4-dinitrophenol	mg/kg	0.5	-	-	-	-	-	-	-	-	
	2,4-dinitrotoluene	mg/kg	0.1	-	-	-	-	-	-	-	-	
	2,6-dinitrotoluene	mg/kg	0.1	-	-	-	-	-	-	-	-	
	2-chloronaphthalene	mg/kg	0.1	-	-	-	-	-	-	-	-	
	2-chlorophenol	mg/kg	0.1	-	-	-	-	-	-	-	-	
	2-methylnaphthalene	mg/kg	0.1	-	-	-	-	-	-	-	-	
	2-methylphenol	mg/kg	0.1	-	-	-	-	-	-	-	-	
	2-nitroaniline	mg/kg	0.1	-	-	-	-	-	-	-	-	
	2-nitrophenol	mg/kg	0.1	-	-	-	-	-	-	-	-	
	3-nitroaniline	mg/kg	0.1	-	-	-	-	-	-	-	-	
	4,6-Dinitro-2-methylphenol	mg/kg	0.2	-	-	-	-	-	-	-	-	
	4-chloro-3-methylphenol	mg/kg	0.1	-	-	-	-	-	-	-	-	
	4-chloroaniline	mg/kg	0.1	-	-	-	-	-	-	-	-	
	4-chlorophenol	mg/kg	0.5	620	-	-	-	-	-	-	-	
	4-chlorophenyl phenyl ether	mg/kg	0.1	-	-	-	-	-	-	-	-	
	4-methylphenol	mg/kg	0.1	-	-	-	-	-	-	-	-	
	Azobenzene	mg/kg	0.1	-	-	-	-	-	-	-	-	
	Benzoic Acid	mg/kg	0.5	-	-	-	-	-	-	-	-	
	Bis(2-chlorophenyl) methane	mg/kg	0.1	-	-	-	-	-	-	-	-	
	Bis(2-chloroethyl) ether	mg/kg	0.1	-	-	-	-	-	-	-	-	
	Bis(2-chloroisopropyl) ether	mg/kg	0.1	-	-	-	-	-	-	-	-	
	Bis(2-ethylhexyl) phthalate	mg/kg	0.1	-	-	-	-	-	-	-	-	
	Butyl benzyl phthalate	mg/kg	0.1	-	-	-	-	-	-	-	-	
	Catechol	mg/kg	0.1	-	-	-	-	-	-	-	-	
	Dibenzofuran	mg/kg	0.1	-	-	-	-	-	-	-	-	
	Diethylphthalate	mg/kg	0.1	-	-	-	-	-	-	-	-	
	Dimethyl phthalate	mg/kg	0.1	-	-	-	-	-	-	-	-	
	Di-n-butyl phthalate	mg/kg	0.1	-	-	-	-	-	-	-	-	
	Di-n-octyl phthalate	mg/kg	0.1	-	-	-	-	-	-	-	-	
	Hexachlorobenzene	mg/kg	0.002	16	-	-	-	-	-	-	-	
	Hexachlorocyclopentadiene	mg/kg	0.1	-	-	-	-	-	-	-	-	
	Hexachloroethane	mg/kg	0.1	-	-	-	-	-	-	-	-	
	Isophorone	mg/kg	0.1	-	-	-	-	-	-	-	-	
	Nitrobenzene	mg/kg	0.1	-	-	-	-	-	-	-	-	
	N-nitrosodi-n-propylamine	mg/kg	0.1	-	-	-	-	-	-	-	-	
n-Nitrosodiphenylamine	mg/kg	0.1	-	-	-	-	-	-	-	-		
Pentachlorobenzene	mg/kg	0.001	100	-	-	-	-	-	-	-		
Pentachloronitrobenzene	mg/kg	0.05	-	-	-	-	-	-	-	-		
Pentachlorophenol	mg/kg	0.1	60	-	-	-	-	-	-	-		
PCB	PCB-110	mg/kg	-	-	-	-	-	-	-	-	-	
	PCB-128	mg/kg	-	-	-	-	-	-	-	-	-	
	PCB-141	mg/kg	-	-	-	-	-	-	-	-	-	
	PCB-149	mg/kg	-	-	-	-	-	-	-	-	-	
	PCB-151	mg/kg	-	-	-	-	-	-	-	-	-	
	PCB-158	mg/kg	-	-	-	-	-	-	-	-	-	
	PCB-170	mg/kg	-	-	-	-	-	-	-	-	-	
	PCB-18	mg/kg	-	-	-	-	-	-	-	-	-	
	PCB-183	mg/kg	-	-	-	-	-	-	-	-	-	
	PCB-187	mg/kg	-	-	-	-	-	-	-	-	-	
	PCB-194	mg/kg	-	-	-	-	-	-	-	-	-	
	PCB-31	mg/kg	-	-	-	-	-	-	-	-	-	
	PCB-44	mg/kg	-	-	-	-	-	-	-	-	-	
	PCB-49	mg/kg	-	-	-	-	-	-	-	-	-	
	2,2,4-tetrachloro-1,1-Biphenyl	mg/kg	-	-	-	-	-	-	-	-	-	
	2,3,4,4-tetrachloro-1,1-Biphenyl	mg/kg	-	-	-	-	-	-	-	-	-	
	Heptachlorobiphenyl, 2,3,3,4,4,5,5- (PCB 189)	mg/kg	0.003	-	-	-	-	-	-	-	<0.005	<0.005
	Hexachlorobiphenyl, 2,3,3,4,4,5- (PCB 156)	mg/kg	0.003	-	-	-	-	-	-	-	<0.005	<0.005
	Hexachlorobiphenyl, 2,3,3,4,4,5- (PCB 157)	mg/kg	0.003	-	-	-	-	-	-	-	<0.005	<0.005
	Hexachlorobiphenyl, 2,3,4,4,5,5- (PCB 167)	mg/kg	0.003	-	-	-	-	-	-	-	<0.005	<0.005
	Hexachlorobiphenyl, 3,3,4,4,5,5- (PCB 169)	mg/kg	0.003	-	-	-	-	-	-	-	<0.005	<0.005
	PCB 101	mg/kg	0.003	-	-	-	-	-	-	-	<0.005	<0.005
	PCB 118	mg/kg	0.003	-	-	-	-	-	-	-	<0.005	<0.005
	PCB 138	mg/kg	0.003	-	-	-	-	-	-	-	<0.005	<0.005
	PCB 153	mg/kg	0.003	-	-	-	-	-	-	-	<0.005	<0.005
	PCB 160	mg/kg	0.003	-	-	-	-	-	-	-	<0.005	<0.005
	PCB 26	mg/kg	0.003	-	-	-	-	-	-	-	<0.005	<0.005
	PCB 52	mg/kg	0.003	-	-	-	-	-	-	-	<0.005	<0.005
	Pentachlorobiphenyl, 2,3,3,4,4- (PCB 105)	mg/kg	0.003	-	-	-	-	-	-	-	<0.005	<0.005
	Pentachlorobiphenyl, 2,3,3,4,4,5- (PCB 114)	mg/kg	0.003	-	-	-	-	-	-	-	<0.005	<0.005
Pentachlorobiphenyl, 2,3,4,4,5- (PCB 123)	mg/kg	0.003	-	-	-	-	-	-	-	<0.005	<0.005	
Pentachlorobiphenyl, 3,3,4,4,5- (PCB 126)	mg/kg	0.003	-	-	-	-	-	-	-	<0.005	<0.005	
Tetrachlorobiphenyl, 3,3,4,4- (PCB 77)	mg/kg	0.003	-	-	-	-	-	-	-	<0.005	<0.005	
Tetrachlorobiphenyl, 3,4,4,5- (PCB 81)	mg/kg	0.003	-	-	-	-	-	-	-	<0.005	<0.005	
Total PCB 7 congeners	mg/kg	0.021	-	-	-	-	-	-	-	-	-	
Total PCB WHO 12	mg/kg	0.036	-	-	-	-	-	-	-	-	-	

		Field ID	BH07056-X-3.00-ES-200219	BH07056-X-4.00-ES-200219	BH07056-X-4.50-ACM-200219	BH07056-X-5.00-ACM-200219	BH07056-X-5.50-ACM-200219	BH07056-X-6.00-ACM-200219	BH07056-X-6.50-ACM-200219	BH07056-X-7.00-ES-200219	BH07056-X-8.00-ES-200219
		Location Code	BH07056	BH07056	BH07056	BH07056	BH07056	BH07056	BH07056	BH07056	BH07056
		Sample Depth Range	3	4	4.5	5	5.5	6	6.5	7	8
		Sample Date Time	19/02/2020	19/02/2020	19/02/2020	19/02/2020	19/02/2020	19/02/2020	19/02/2020	19/02/2020	19/02/2020
		Matrix Description	LQM S4UL Public Open Space (POS) Residential - 1% SOM								
		C4SL Public Open Space (POS) Residential									
Chem Group	ChemName	output unit	EQI								
Phenolics	Xenonols	mg/kg	0.015	-	-	-	-	-	-	-	-
	Phenol Index	mg/kg	0.5	<0.5	<0.5	-	-	-	-	<0.5	<0.5
	3-84-methylphenol	mg/kg	0.1	-	-	-	-	-	-	-	-
	Cresol Total	mg/kg	0.01	-	-	-	-	-	-	-	-
	Phenol	mg/kg	0.01	-	-	-	-	-	-	-	-
Organofins	Phenols Monohydric	mg/kg	0.035	-	-	-	-	-	-	-	-
	Dibutyltin	mg/kg	-	-	-	-	-	-	-	-	-
	Monophenyltin	mg/kg	-	-	-	-	-	-	-	-	-
	Diphenyltin	mg/kg	-	-	-	-	-	-	-	-	-
	Monobutyltin	mg/kg	-	-	-	-	-	-	-	-	-
Pesticides	Tetrabutyltin	mg/kg	-	-	-	-	-	-	-	-	-
	Tributyltin	mg/kg	0.001	-	-	-	-	-	-	<0.005	<0.005
	Triphenyltin	mg/kg	-	-	-	-	-	-	-	-	-
	Ethionphos	mg/kg	0.002	-	-	-	-	-	-	-	-
	Hepatachlor epoxide	mg/kg	0.002	-	-	-	-	-	-	-	-
Pesticides	Methachlorphos	mg/kg	0.002	-	-	-	-	-	-	-	-
	Propetamphos	mg/kg	0.002	-	-	-	-	-	-	-	-
	Simetryn	mg/kg	0.05	-	-	-	-	-	-	-	-
	Sodium Acifluorfen	mg/kg	-	-	-	-	-	-	-	-	-
	Tecusame	mg/kg	0.003	-	-	-	-	-	-	-	-
	2,4,5-TP (Silvex)	mg/kg	-	-	-	-	-	-	-	-	-
	Hedonal	mg/kg	-	-	-	-	-	-	-	-	-
	2,4-DDT	mg/kg	0.003	-	-	-	-	-	-	-	-
	2,4-Dichloroprop	mg/kg	-	-	-	-	-	-	-	-	-
	4-(2,4-Dichlorophenoxy)butyric Acid (2,4-DB)	mg/kg	-	-	-	-	-	-	-	-	-
	4,4-DDE	mg/kg	0.005	-	-	-	-	-	-	-	-
	4-Chlorophenoxy acetic acid	mg/kg	-	-	-	-	-	-	-	-	-
	a-BHC	mg/kg	0.002	24	-	-	-	-	-	-	-
	Aldrin	mg/kg	0.002	18	-	-	-	-	-	-	-
	Ametryn	mg/kg	0.05	-	-	-	-	-	-	-	-
	Acetyl (hexnill)	mg/kg	-	-	-	-	-	-	-	-	-
	Atraton	mg/kg	0.05	-	-	-	-	-	-	-	-
	Atrazine	mg/kg	0.05	1200	-	-	-	-	-	-	-
	Azinophos methyl	mg/kg	0.005	-	-	-	-	-	-	-	-
	b-BHC	mg/kg	0.002	8.1	-	-	-	-	-	-	-
	Bentazone	mg/kg	0.1	-	-	-	-	-	-	-	-
	Bromoxnill	mg/kg	-	-	-	-	-	-	-	-	-
	Carbofenthothion	mg/kg	0.003	-	-	-	-	-	-	-	-
	chlordanes	mg/kg	0.002	-	-	-	-	-	-	-	-
	Chlordane (cis)	mg/kg	0.002	-	-	-	-	-	-	-	-
	Azinphos Ethyl	mg/kg	0.005	-	-	-	-	-	-	-	-
	Chlordane (trans)	mg/kg	0.05	-	-	-	-	-	-	-	-
	Chlorfenvinphos	mg/kg	0.003	-	-	-	-	-	-	-	-
	Chlorotoluron	mg/kg	-	-	-	-	-	-	-	-	-
	Chlorovifos	mg/kg	0.002	-	-	-	-	-	-	-	-
	Chlorpyrifos-methyl	mg/kg	0.002	-	-	-	-	-	-	-	-
	Cyanazine	mg/kg	-	-	-	-	-	-	-	-	-
	d-BHC	mg/kg	0.002	-	-	-	-	-	-	-	-
	DDD	mg/kg	0.005	-	-	-	-	-	-	-	-
	DDT	mg/kg	0.005	-	-	-	-	-	-	-	-
	Chlorothalonil	mg/kg	0.002	-	-	-	-	-	-	-	-
	Diazinon	mg/kg	0.001	-	-	-	-	-	-	-	-
	Dicamba	mg/kg	-	-	-	-	-	-	-	-	-
	Dichlobenil	mg/kg	0.001	-	-	-	-	-	-	-	-
	cis-Permethrin	mg/kg	0.003	-	-	-	-	-	-	-	-
	Dichlorvos	mg/kg	0.002	16	-	-	-	-	-	-	-
	Diclofop	mg/kg	-	-	-	-	-	-	-	-	-
	Dieldrin	mg/kg	0.005	18	-	-	-	-	-	-	-
	Dimethoate	mg/kg	0.003	-	-	-	-	-	-	-	-
	Dinoseb	mg/kg	-	-	-	-	-	-	-	-	-
	Diuron	mg/kg	-	-	-	-	-	-	-	-	-
	Endosulfan I	mg/kg	0.001	1200	-	-	-	-	-	-	-
	Endosulfan II	mg/kg	0.01	-	-	-	-	-	-	-	-
	Endosulfan sulphate	mg/kg	0.005	-	-	-	-	-	-	-	-
	Endrin	mg/kg	0.003	-	-	-	-	-	-	-	-
Endrin ketone	mg/kg	0.03	-	-	-	-	-	-	-	-	
Ethion	mg/kg	0.003	-	-	-	-	-	-	-	-	
Fenitrothion	mg/kg	0.005	-	-	-	-	-	-	-	-	
Fenithion	mg/kg	0.01	-	-	-	-	-	-	-	-	
Fluroxypyr	mg/kg	0.1	-	-	-	-	-	-	-	-	

		Field ID	BH07056-X-3.00-ES-200219	BH07056-X-4.00-ES-200219	BH07056-X-4.50-ACM-200219	BH07056-X-5.00-ACM-200219	BH07056-X-5.50-ACM-200219	BH07056-X-6.00-ACM-200219	BH07056-X-6.50-ACM-200219	BH07056-X-7.00-ES-200219	BH07056-X-8.00-ES-200219	
		Location Code	BH07056	BH07056	BH07056	BH07056	BH07056	BH07056	BH07056	BH07056	BH07056	
		Sample Depth Range	3	4	4.5	5	5.5	6	6.5	7	8	
		Sample Date	19/02/2020	19/02/2020	19/02/2020	19/02/2020	19/02/2020	19/02/2020	19/02/2020	19/02/2020	19/02/2020	
		Matrix Description	LQM S4UL Public Open Space (POS) Residential - 1% SOM									
		C4SL Public Open Space (POS) Residential										
Chem Group	ChemName	output unit	EQL									
	g-BHC (Lindane)	mg/kg	0.001	8.2	-	-	-	-	-	-	-	
	Heptachlor	mg/kg	0.003	-	-	-	-	-	-	-	-	
	Isodrin	mg/kg	0.002	-	-	-	-	-	-	-	-	
	Isoproturon	mg/kg	-	-	-	-	-	-	-	-	-	
	Linuron	mg/kg	-	-	-	-	-	-	-	-	-	
	Malathion	mg/kg	0.002	-	-	-	-	-	-	-	-	
	2-Methyl-4-chlorophenoxyacetic acid	mg/kg	-	-	-	-	-	-	-	-	-	
	2-Methyl-4-Chlorophenoxy Butanoic Acid	mg/kg	-	-	-	-	-	-	-	-	-	
	Meconop	mg/kg	-	-	-	-	-	-	-	-	-	
	Methoxychlor	mg/kg	0.005	-	-	-	-	-	-	-	-	
	Methyl parathion	mg/kg	0.01	-	-	-	-	-	-	-	-	
	Mevinthos (Phosdrin)	mg/kg	0.002	-	-	-	-	-	-	-	-	
	o,p-DDD	mg/kg	0.005	-	-	-	-	-	-	-	-	
	o,p'-DDE	mg/kg	0.002	-	-	-	-	-	-	-	-	
	o,p'-Methoxychlor	mg/kg	0.05	-	-	-	-	-	-	-	-	
	Parathion	mg/kg	0.005	-	-	-	-	-	-	-	-	
	Pendimethalin	mg/kg	0.01	-	-	-	-	-	-	-	-	
	Permethrin	mg/kg	0.05	-	-	-	-	-	-	-	-	
	Permethrin II	mg/kg	0.003	-	-	-	-	-	-	-	-	
	Phorate	mg/kg	0.01	-	-	-	-	-	-	-	-	
	Pirimphos-methyl	mg/kg	0.002	-	-	-	-	-	-	-	-	
	Pirimphos-ethyl	mg/kg	0.002	-	-	-	-	-	-	-	-	
	Prometon	mg/kg	0.05	-	-	-	-	-	-	-	-	
	Prometryn	mg/kg	0.05	-	-	-	-	-	-	-	-	
	Pronamide	mg/kg	0.002	-	-	-	-	-	-	-	-	
	Propazine	mg/kg	0.05	-	-	-	-	-	-	-	-	
	Propiconazole	mg/kg	-	-	-	-	-	-	-	-	-	
	Propoxycarbazone-sodium	mg/kg	-	-	-	-	-	-	-	-	-	
	Simazine	mg/kg	0.05	-	-	-	-	-	-	-	-	
	Terbutryn	mg/kg	0.05	-	-	-	-	-	-	-	-	
	Terbutylazine	mg/kg	0.05	-	-	-	-	-	-	-	-	
	Phosalone	mg/kg	0.005	-	-	-	-	-	-	-	-	
	Phosphamidon	mg/kg	0.005	-	-	-	-	-	-	-	-	
	Triadimefon	mg/kg	0.002	-	-	-	-	-	-	-	-	
	Triallate	mg/kg	0.002	-	-	-	-	-	-	-	-	
	Triclopyr	mg/kg	0.1	-	-	-	-	-	-	-	-	
	Tricosan	mg/kg	-	-	-	-	-	-	-	-	-	
	Trifluralin	mg/kg	0.01	-	-	-	-	-	-	-	-	
	Tebuconazole	mg/kg	-	-	-	-	-	-	-	-	-	
	Telodrin	mg/kg	0.05	-	-	-	-	-	-	-	-	
	Triazophos	mg/kg	0.003	-	-	-	-	-	-	-	-	
SVOC TIC	SVOC TICs - Detect	Detect	-	-	-	-	-	-	-	-	-	
	Anthraquinone 9,10-	mg/kg	-	-	-	-	-	-	-	-	-	
	SVOC Tentatively Identified Compounds	mg/kg	0.1	-	-	-	-	-	-	-	-	
	Aniline	mg/kg	0.3	-	-	-	-	-	-	-	-	
VOC TIC	VOC TICs - Detect	Detect	-	-	-	-	-	-	-	-	-	
	VOC Tentatively Identified Compounds	mg/kg	0.05	-	-	-	-	-	-	-	-	
	Freon 113	mg/kg	0.005	-	-	-	-	-	-	-	-	
Other	Temperature	°C	-	-	-	-	-	-	-	-	-	
	Conductivity @ 20°C	µS/cm	14	-	-	-	-	-	-	-	-	
	% Stones >4mm	%	0	0	-	-	-	-	-	86.4	0	
	Fraction of non-crushable material	%	0	0	-	-	-	-	-	0	0	
	Moisture Content (dried @35°C)	%	-	-	-	-	-	-	-	-	-	
	Moisture Content 105C	%	0.1	17.4	18.6	-	-	-	-	57.7	37.4	
	pH (Lab)	pH Units	1	9.1	8.6	-	-	-	-	7.9	8.3	
	Stone Content	%	0.1	4.4	8.4	-	-	-	-	5.5	0	
	Total Organic Carbon	%	0.02	1.48	1.36	-	-	-	-	16.5	1.4	

**Env Stds Comments**  
 #1:GAC is only presented as speciated chromium. 7.7mg/kg is used for hexavalent. If hexavalent chromium (CVI) data is available, a value of 1,500mg/kg r  
 #2:C4SL for lead adopted  
 #3:GAC only presented as speciated mercury. 16mg/kg is used for elemental mercury. If the CSM indicates that elemental mercury is not a CoC and mercury  
 #4:Updated S4UL for nickel  
 #5:S4UL exceeds solubility saturation limit  
 #6:Criteria derived for Al<sup>3</sup>-C16-C35 split between Al<sup>3</sup>-C16-21 & Al<sup>3</sup>-C21-35. Requires summation of fractions to use Al<sup>3</sup>-C16-C35 criteria.  
 #7:Criteria presented is for p-xylene. A separate value is presented for o-xylene.  
 #8:S4UL based on a threshold protective of direct skin contact with phenol

**Legend**

86.2	Results exceeds GAC.
<50	Results MDL is greater than GAC.
NAD	No asbestos detected.
-	Determinand has not been tested for.

**Notes**  
 A range is given where a determinand has been analysed for by more than one method.

		Field ID	BH07056-X-9.00-ES-2002/19	BH07060-X-0.05-ES-2001/23	BH07060-X-0.50-ES-2001/23	BH07060-X-1.10-ES-2001/23	BH07060-X-2.00-ES-2001/23	BH07060-X-2.60-ES-2001/23	BH07060-X-3.50-ES-2001/23	BH07060-X-4.50-ES-2001/23	BH07060-X-5.50-ACM-2001/23
		Location Code	BH07056	BH07060	BH07060	BH07060	BH07060	BH07060	BH07060	BH07060	BH07060
		Sample Depth Range	9	0.05	0.5	1.1	2	2.6	3.5	4.5	5.5
		Matrix Description									
		Matrix Description	C4SUL Public Open Space (POS) Residential	LOM S4UL Public Open Space (POS) Residential - 1% SOM							
		Sample Date Time	19/02/2020	23/01/2020	23/01/2020	23/01/2020	23/01/2020	23/01/2020	23/01/2020	23/01/2020	23/01/2020
Chem Group	ChemName	output unit	EQ1								
Anthrax	Detection of Anthrax (Bacillus Anthracis)	Not isolated	-	-	-	-	-	-	-	-	-
Metals	Antimony	mg/kg	0.1	1.6	-	-	-	2.5	0.9	13.2	27.3
	Arsenic	mg/kg	0.3	79	18.2	10.7	12.8	14.4	11.4	33.9	41
	Boron	mg/kg	0.5	21000	9.4	3.4	3.4	2.5	2.6	1.9	12
	Cadmium	mg/kg	0.02	220	120	0.4	0.45	0.44	0.49	0.36	0.18
	Chromium (hexavalent)	mg/kg	0.1	21	7.7	<0.1	<0.1	<0.1	<0.1	<0.1	<0.1
	Chromium	mg/kg	0.5	21	44.7	37.8	35.7	29.3	60.8	21.3	56.1
	Cobalt	mg/kg	0.1	-	-	-	-	-	-	-	47
	Cooper	mg/kg	0.5	12000	50.2	32.8	28.6	44.2	53.2	17.2	224.5
	Lead	mg/kg	0.5	630	630 <sup>2</sup>	34.7	19.9	653.1	101.1	36.4	753.6
	Mercury	mg/kg	0.1	-	0.13	<0.1	<0.1	0.81	0.27	<0.1	1.58
	Molybdenum	mg/kg	0.1	-	1.2	-	-	-	0.9	<0.5	4.7
	Nickel	mg/kg	0.2	230 <sup>2</sup>	42.2	35.1	36.1	29.6	22.8	10.8	88.6
	Selenium	mg/kg	0.5	1100	<0.5	1.5	1.4	0.8	0.8	0.9	1.5
	Vanadium	mg/kg	0.2	2000	78.5	-	-	40.3	30.5	84	79.5
	Zinc	mg/kg	1.9	81000	187.7	94.5	79.7	145.3	122.1	48.7	929.6
Asbestos	Anthophyllite	Detect	-	-	-	-	-	-	-	-	-
	Asbestos Containing Material	Detect	-	-	-	-	-	-	-	-	Detected
	Asbestos Analysis Comments	-	-	-	-	-	-	-	-	-	-
	Asbestos PCOM Quantification	%	0.001	-	-	-	-	-	-	-	-
	Asbestos Quantification Total	%	0.001	-	-	-	-	-	-	-	-
	Asbestos: Actinolite	Detect	-	-	-	-	-	-	-	-	-
	Additional Asbestos Components (Using TMO48)	Comment	-	-	-	-	-	-	-	-	-
	Crocidolite Asbestos	Detect	-	-	-	-	-	-	-	-	-
	Asbestos Gravimetric Quantification	%	0.001	-	-	-	-	-	-	-	-
	Asbestos ID (Stage 1)	Detect	-	NAD	NAD	NAD	NAD	NAD	NAD	NAD	Detected
	Chrysotile Asbestos	Detect	-	-	-	-	-	-	-	-	-
	Amosite Asbestos	Detect	-	-	-	-	-	-	-	-	-
	Non-Asbestos Fibre	Detect	-	-	-	-	-	-	-	-	-
	Tremolite	Detect	-	-	-	-	-	-	-	-	-
Inorganics	Ammoniacal Nitrogen as N	mg/kg	12	-	-	-	-	-	-	-	-
	Cyanide (Free)	mg/kg	0.5	<0.5	<0.5	<0.5	<0.5	<0.5	<0.5	<0.5	<0.5
	Cyanide Total	mg/kg	0.5	<0.5	<0.5	<0.5	<0.5	<0.5	<0.5	2	1.6
	Cyanides-complex	mg/kg	1	-	-	-	-	-	-	-	-
	Phosphorus	mg/kg	4	-	-	-	-	-	-	-	-
PAH	Coronene	mg/kg	0.3	-	-	-	-	-	-	-	-
	Naphthalene	mg/kg	0.005	4900	<0.08	<0.08	<0.08	<0.08	0.19	0.11	0.14
	Acenaphthene	mg/kg	0.008	15000	<0.08	<0.08	<0.08	<0.08	0.11	0.09	<0.08
	Acenaphthylene	mg/kg	0.012	19000	<0.08	<0.08	<0.08	<0.08	0.09	0.13	0.12
	Fluoranthene	mg/kg	0.017	3100	<0.08	<0.08	<0.08	1.95	2.51	1.25	1.99
	Anthracene	mg/kg	0.016	74000	<0.08	<0.08	<0.08	0.88	0.39	0.26	0.23
	Phenanthrene	mg/kg	0.015	3100	<0.08	<0.08	<0.08	0.84	0.97	0.73	0.81
	Fluorene	mg/kg	0.01	9900	<0.08	<0.08	<0.08	<0.08	0.1	<0.08	<0.08
	Chrysene	mg/kg	0.01	57	<0.08	<0.08	<0.08	0.98	1.13	0.51	1.04
	Pyrene	mg/kg	0.015	7400	<0.08	<0.08	<0.08	1.69	2.18	1.03	1.62
	Benzo(a)anthracene	mg/kg	0.014	29	<0.08	<0.08	<0.08	0.97	1.13	0.53	1.03
	Benzo(b)fluoranthene	mg/kg	0.015	7.1	<0.08	<0.08	<0.08	1.23	1.45	0.81	1.75
	Benzo(k)fluoranthene	mg/kg	0.014	190	<0.08	<0.08	<0.08	0.51	0.61	0.28	0.7
	Benzo(a)pyrene	mg/kg	0.015	5.7	<0.08	<0.08	<0.08	1.05	1.18	0.53	1.42
	Dibenz(a,h)anthracene	mg/kg	0.023	0.57	<0.08	<0.08	<0.08	0.13	0.14	<0.08	0.08
	Benzo(g,h,i)perylene	mg/kg	0.024	640	<0.08	<0.08	<0.08	0.56	0.62	0.26	1.08
	Indeno(1,2,3-c,d)pyrene	mg/kg	0.018	82	<0.08	<0.08	<0.08	0.58	0.65	0.27	0.97
	PAH 16 Total	mg/kg	0.118	-	<1.28	<1.28	<1.28	<11.5	13.5	<6.7	<11.5
TPH CWG	>C6-C8 Aliphatics	mg/kg	0.01	600000 <sup>25</sup>	<0.2	<0.2	<0.2	<0.2	<0.2	<0.2	<0.2
	>C6-C7 Aliphatics	mg/kg	0.2	-	<0.2	<0.2	<0.2	<0.2	<0.2	<0.2	<0.2
	>C6-C8 Aliphatics	mg/kg	0.01	600000	<0.2	<0.2	<0.2	<0.2	<0.2	<0.2	<0.2
	>C10-C44 Aliphatics	mg/kg	5	-	-	-	-	-	-	-	-
	>C7-C8 Aliphatics	mg/kg	0.2	-	<0.2	<0.2	<0.2	<0.2	<0.2	<0.2	<0.2
	>C10-C44 Aliphatics/Aromatics	mg/kg	10	-	-	-	-	-	-	-	-
	>C8-C10 Aliphatics	mg/kg	0.01	13000	<0.2	<0.2	<0.2	<0.2	<0.2	<0.2	<0.2
	>C10-C12 Aliphatics	mg/kg	0.01	13000	<4	<4	<4	<4	<4	<4	<4
	>C12-C16 Aliphatics	mg/kg	0.1	13000	<4	<4	<4	<4	<4	<4	<4
	>C16-C21 Aliphatics	mg/kg	0.1	125000 <sup>26</sup>	<4	<4	<4	5.57	4.37	<4	18.2
	>C21-C35 Aliphatics	mg/kg	0.1	125000 <sup>26</sup>	16.7	-	-	28.9	-	29	102
	>C35-C44 Aliphatics	mg/kg	0.1	250000	-	-	-	-	-	-	-
	>C5-C10 Aliphatics	mg/kg	0.05	-	-	-	-	-	-	-	-
	>C8-C40 Aliphatics	mg/kg	20	24.7	-	-	-	43.1	37.4	39.6	129
	Total Aliphatics >C12-C44	mg/kg	0.1	-	-	-	-	-	-	-	-
	>EC5-EC10 Aromatics	mg/kg	0.05	-	-	-	-	-	-	-	-
	>EC5-EC7 Aromatics	mg/kg	0.01	56000	<0.01	<0.01	<0.01	<0.01	<0.01	<0.01	<0.01
	>EC6-EC7 Aromatics	mg/kg	0.01	-	-	-	-	<0.01	<0.01	<0.01	<0.01
	>EC7-EC8 Aromatics	mg/kg	0.01	56000	<0.01	<0.01	<0.01	<0.01	<0.01	<0.01	<0.01
	>EC8-EC10 Aromatics	mg/kg	0.01	5000	<4	<4	<4	<4	<4	<4	<4
	>EC10-EC12 Aromatics	mg/kg	0.01	5000	<4	<4	<4	<4	<4	<4	<4
	>EC8-EC40 Aromatics	mg/kg	20	-	-	-	-	52.3	61.4	34.6	69.2
	>EC10-EC44 Aromatics	mg/kg	5	-	-	-	-	-	-	-	-
	>EC12-EC16 Aromatics	mg/kg	0.1	5100	<4	<4	<4	<4	<4	<4	<4
	>EC16-EC21 Aromatics	mg/kg	0.1	3800	<4	<4	<4	7.1	13	<4	5.67
	>EC21-EC35 Aromatics	mg/kg	0.1	3800	<8.78	-	-	31.5	36.5	20	48.6
	>EC35-EC44 Aromatics	mg/kg	0.1	3800	-	-	-	-	-	-	-
	>EC40-EC44 Aromatics	mg/kg	0.1	-	-	-	-	-	-	-	-
	>EC12-EC44 Aromatics	mg/kg	0.1	-	-	-	-	-	-	-	-
	TPH Aliphatics & Aromatics >C5-44	mg/kg	0.1	-	-	-	-	-	-	-	-

Chem Group	ChemName	output unit	EQL	Field ID	BH07056-X-9.00-ES-2002/19	BH07060-X-0.05-ES-2001/23	BH07060-X-0.50-ES-2001/23	BH07060-X-1.10-ES-2001/23	BH07060-X-2.00-ES-2001/23	BH07060-X-2.60-ES-2001/23	BH07060-X-3.50-ES-2001/23	BH07060-X-4.50-ES-2001/23	BH07060-X-5.50-ACM-2001/23		
				Location Code	BH07056	BH07060	BH07060	BH07060	BH07060	BH07060	BH07060	BH07060	BH07060	BH07060	BH07060
				Sample Depth Range	9	0.05	0.5	1.1	2	2.6	3.5	4.5	5.5		
				Sample Date	19/02/2020	23/01/2020	23/01/2020	23/01/2020	23/01/2020	23/01/2020	23/01/2020	23/01/2020			
				Matrix Description	LQM S4UL Public Open Space (POS) Residential - 1% SOM										
				C4SL Public Open Space (POS) Residential											
TPH	>C6-C8	mg/kg	0.02		<0.2	-	-	-	<0.2	<0.2	<0.2	<0.2	-		
	>C6-C7	mg/kg	0.02		<0.2	-	-	-	<0.2	<0.2	<0.2	<0.2	-		
	>C7-C8	mg/kg	0.02		<0.2	-	-	-	<0.2	<0.2	<0.2	<0.2	-		
	>C6-C8	mg/kg	0.2		-	-	-	-	-	-	-	-	-		
	>C8-C10	mg/kg	0.02		<0.2	<0.2	<0.2	<0.2	<0.2	<0.2	<0.2	<0.2	-		
	>C10-C12	mg/kg	0.02		-	<2	<2	<2	<2	<2	<2	<2	-		
	>C12-C16	mg/kg	2		-	<2	<2	2.98	-	-	-	-	-		
	>C16-C21	mg/kg	2		-	7.78	7.71	21.2	-	-	-	-	-		
	>C21-C28	mg/kg	35		-	-	-	-	-	-	-	-	-		
	>C21-C35	mg/kg	4.38		-	35.5	5.65	106	-	-	-	-	-		
	>C28-C35	mg/kg	35		-	-	-	-	-	-	-	-	-		
	>C31-C40	mg/kg	10		-	52.9	<10	137	-	-	-	-	-		
	>C35-C40	mg/kg	35		-	-	-	-	-	-	-	-	-		
	GRO >C5-10	mg/kg	0.02		-	-	-	-	-	-	-	-	-		
	TPH >C8-C40	mg/kg	10		-	<61.8	<15.8	<163	-	-	-	-	-		
	EPH >C5-40	mg/kg	35		-	-	-	-	-	-	-	-	-		
	EPH >C10-40	mg/kg	35		-	-	-	-	-	-	-	-	-		
	GRO	mg/kg	0.2		<0.2	-	-	-	<0.2	<0.2	<0.2	<0.2	-		
	GRO >C5-12	mg/kg	0.1		-	-	-	-	-	-	-	-	-		
	TPH by GC/ED (AR)	mg/kg	10		-	61.9	16.1	164	-	-	-	-	-		
BTEX and MTE	Benzene	mg/kg	0.001	140	72	<0.001	-	-	<0.01 - 0.002	<0.001	<0.01 - 0.001	<0.01 - 0.003	-		
	Toluene	mg/kg	0.005		56000	<0.001	-	-	<0.005	<0.005	<0.005	<0.005	-		
	Ethylbenzene	mg/kg	0.002		24000	<0.01	-	-	<0.01	<0.01	<0.01	<0.01	-		
	Xylene (m & o)	mg/kg	0.004		41000	<0.001	-	-	<0.004	<0.004	<0.004	<0.004	-		
	Xylene (o)	mg/kg	0.002		41000	<0.001	-	-	<0.002	<0.002	<0.002	<0.002	-		
	Xylene Total	mg/kg	0.02			<0.03	-	-	<0.03	<0.03	<0.03	<0.03	-		
	MTE	mg/kg	0.001			-	-	-	-	-	-	-	-		
	Total BTEX	mg/kg	0.04			-	-	-	-	-	-	-	-		
	VOC	Styrene	mg/kg	0.001			-	-	-	-	-	-	-	-	
		cis-1,3-dichloroethene	mg/kg	0.001			-	-	-	-	-	-	-	-	
trans-1,3-dichloroethene		mg/kg	0.001			-	-	-	-	-	-	-	-		
1,1,1,2-tetrachloroethane		mg/kg	0.001	1400		-	-	-	-	-	-	-	-		
1,1,1-trichloroethane		mg/kg	0.001	140000		-	-	-	-	-	-	-	-		
1,1,2,2-tetrachloroethane		mg/kg	0.001	1400		-	-	-	-	-	-	-	-		
1,1,2-dichloroethane		mg/kg	0.001			-	-	-	-	-	-	-	-		
1,1-dichloroethane		mg/kg	0.001			-	-	-	-	-	-	-	-		
1,1-dichloroethene		mg/kg	0.001			-	-	-	-	-	-	-	-		
1,1-dichloroethene		mg/kg	0.001			-	-	-	-	-	-	-	-		
1,2-dichloroethane		mg/kg	0.001			-	-	-	-	-	-	-	-		
1,2-dichloroethene		mg/kg	0.001			-	-	-	-	-	-	-	-		
1,2-dibromo-3-chloropropane		mg/kg	0.001			-	-	-	-	-	-	-	-		
1,2-dibromoethane		mg/kg	0.001			-	-	-	-	-	-	-	-		
1,2-dichloroethane		mg/kg	0.001	29		-	-	-	-	-	-	-	-		
1,2-dichloroethene		mg/kg	0.001			-	-	-	-	-	-	-	-		
1,3,5-trimethylbenzene		mg/kg	0.001			-	-	-	-	-	-	-	-		
1,3-dichloropropane		mg/kg	0.001			-	-	-	-	-	-	-	-		
2,2-dichloropropane		mg/kg	0.001			-	-	-	-	-	-	-	-		
2-chlorotoluene		mg/kg	0.001			-	-	-	-	-	-	-	-		
4-chlorotoluene		mg/kg	0.001			-	-	-	-	-	-	-	-		
Bromobenzene		mg/kg	0.001			-	-	-	-	-	-	-	-		
Bromochloromethane		mg/kg	0.001			-	-	-	-	-	-	-	-		
Bromodichloromethane		mg/kg	0.001			-	-	-	-	-	-	-	-		
Bromoform		mg/kg	0.001			-	-	-	-	-	-	-	-		
Bromomethane		mg/kg	0.001			-	-	-	-	-	-	-	-		
Carbon disulfide		mg/kg	0.007	11000		-	-	-	-	-	-	-	-		
Carbon tetrachloride		mg/kg	0.001	890		-	-	-	-	-	-	-	-		
Chlorobromomethane		mg/kg	0.001			-	-	-	-	-	-	-	-		
Chloroethane		mg/kg	0.002			-	-	-	-	-	-	-	-		
Chloroform		mg/kg	0.001	2500		-	-	-	-	-	-	-	-		
Chloromethane		mg/kg	0.003			-	-	-	-	-	-	-	-		
cis-1,2-dichloroethene		mg/kg	0.005			-	-	-	-	-	-	-	-		
Dibromomethane		mg/kg	0.001			-	-	-	-	-	-	-	-		
Dichlorodifluoromethane		mg/kg	0.001			-	-	-	-	-	-	-	-		
Dichloromethane		mg/kg	0.01			-	-	-	-	-	-	-	-		
Isopropylbenzene		mg/kg	0.001			-	-	-	-	-	-	-	-		
m-butylbenzene		mg/kg	0.001			-	-	-	-	-	-	-	-		
n-propylbenzene		mg/kg	0.001			-	-	-	-	-	-	-	-		
p-isocrotyltoluene		mg/kg	0.001			-	-	-	-	-	-	-	-		
sec-butylbenzene	mg/kg	0.001			-	-	-	-	-	-	-	-			
Trichloroethene	mg/kg	0.001	120		-	-	-	-	-	-	-	-			
tert-butylbenzene	mg/kg	0.001			-	-	-	-	-	-	-	-			
Tetrachloroethene	mg/kg	0.003	1400		-	-	-	-	-	-	-	-			
trans-1,2-dichloroethene	mg/kg	0.001			-	-	-	-	-	-	-	-			
Trichlorofluoromethane	mg/kg	0.001			-	-	-	-	-	-	-	-			
Vinyl chloride	mg/kg	0.001	3.5		-	-	-	-	-	-	-	-			
tert-Amyl methyl ether	mg/kg	0.01			-	-	-	-	-	-	-	-			
VOC/SVOC	1,2,3-trichlorobenzene	mg/kg	0.001		1800	-	-	-	-	-	-	-	-		
	1,2,4-trichlorobenzene	mg/kg	0.003		15000	-	-	-	-	-	-	-	-		
	1,2-dichlorobenzene	mg/kg	0.001		90000	-	-	-	-	-	-	-	-		
	1,3,5-Trichlorobenzene	mg/kg	0.001		1700	-	-	-	-	-	-	-	-		
	1,3-dichlorobenzene	mg/kg	0.001		300	-	-	-	-	-	-	-	-		
	1,4-dichlorobenzene	mg/kg	0.001		17000	-	-	-	-	-	-	-	-		
	Chlorobenzene	mg/kg	0.001		11000	-	-	-	-	-	-	-	-		
Hexachlorobutadiene	mg/kg	0.002		25	-	-	-	-	-	-	-	-			

Chem Group	ChemName	output unit	EQL	Matrix Description									
				LQM S4UL Public Open Space (POS) Residential - 1% SOM									
				Field ID	Location Code	Sample Depth	Range	Sampled Date	Time	Time	Time	Time	Time
				BH07056-X-9.00-ES-2002/19	BH07060-X-0.05-ES-2001/23	BH07060-X-0.50-ES-2001/23	BH07060-X-1.10-ES-2001/23	BH07060-X-2.00-ES-2001/23	BH07060-X-2.60-ES-2001/23	BH07060-X-3.50-ES-2001/23	BH07060-X-4.50-ES-2001/23	BH07060-X-5.50-ACM-2001/23	
				BH07056	BH07060	BH07060	BH07060	BH07060	BH07060	BH07060	BH07060	BH07060	
				9	0.05	0.5	1.1	2	2.6	3.5	4.5	5.5	
				19/02/2020	23/01/2020	23/01/2020	23/01/2020	23/01/2020	23/01/2020	23/01/2020	23/01/2020	23/01/2020	
				C4SL Public Open Space (POS) Residential									
SVOC	Benzyl alcohol	mg/kg	0.5	-	-	-	-	-	-	-	-	-	
	Diphenyl ether	mg/kg	0.1	-	-	-	-	-	-	-	-	-	
	4-bromophenyl phenyl ether	mg/kg	0.1	-	-	-	-	-	-	-	-	-	
	4-nitroaniline	mg/kg	0.1	-	-	-	-	-	-	-	-	-	
	4-nitrophenol	mg/kg	0.1	-	-	-	-	-	-	-	-	-	
	1,1-Biohexyl	mg/kg	0.1	-	-	-	-	-	-	-	-	-	
	1,2,3,4-tetrachlorobenzene	mg/kg	0.001	830	-	-	-	-	-	-	-	-	
	1-Methylnaphthalene	mg/kg	0.1	-	-	-	-	-	-	-	-	-	
	2,4,5-trichlorophenol	mg/kg	0.1	-	-	-	-	-	-	-	-	-	
	2,4,6-trichlorophenol	mg/kg	0.1	-	-	-	-	-	-	-	-	-	
	2,4-dichlorophenol	mg/kg	0.1	-	-	-	-	-	-	-	-	-	
	2,4-dimethylphenol	mg/kg	0.1	-	-	-	-	-	-	-	-	-	
	2,4-dinitrophenol	mg/kg	0.5	-	-	-	-	-	-	-	-	-	
	2,4-dinitrotoluene	mg/kg	0.1	-	-	-	-	-	-	-	-	-	
	2,6-dinitrotoluene	mg/kg	0.1	-	-	-	-	-	-	-	-	-	
	2-chloronaphthalene	mg/kg	0.1	-	-	-	-	-	-	-	-	-	
	2-chlorophenol	mg/kg	0.1	-	-	-	-	-	-	-	-	-	
	2-methylnaphthalene	mg/kg	0.1	-	-	-	-	-	-	-	-	-	
	2-methylphenol	mg/kg	0.1	-	-	-	-	-	-	-	-	-	
	2-nitroaniline	mg/kg	0.1	-	-	-	-	-	-	-	-	-	
	2-nitrophenol	mg/kg	0.1	-	-	-	-	-	-	-	-	-	
	3-nitroaniline	mg/kg	0.1	-	-	-	-	-	-	-	-	-	
	4,6-Dinitro-2-methylphenol	mg/kg	0.2	-	-	-	-	-	-	-	-	-	
	4-chloro-3-methylphenol	mg/kg	0.1	-	-	-	-	-	-	-	-	-	
	4-chloroaniline	mg/kg	0.1	-	-	-	-	-	-	-	-	-	
	4-chlorophenol	mg/kg	0.5	620	-	-	-	-	-	-	-	-	
	4-chlorophenyl phenyl ether	mg/kg	0.1	-	-	-	-	-	-	-	-	-	
	4-methylphenol	mg/kg	0.1	-	-	-	-	-	-	-	-	-	
	Azobenzene	mg/kg	0.1	-	-	-	-	-	-	-	-	-	
	Benzoic Acid	mg/kg	0.5	-	-	-	-	-	-	-	-	-	
	Bis(2-chlorophenoxy) methane	mg/kg	0.1	-	-	-	-	-	-	-	-	-	
	Bis(2-chloroethoxy) ether	mg/kg	0.1	-	-	-	-	-	-	-	-	-	
	Bis(2-chloroisopropyl) ether	mg/kg	0.1	-	-	-	-	-	-	-	-	-	
	Bis(2-ethylhexyl) phthalate	mg/kg	0.1	-	-	-	-	-	-	-	-	-	
	Butyl benzyl phthalate	mg/kg	0.1	-	-	-	-	-	-	-	-	-	
	Cabazole	mg/kg	0.1	-	-	-	-	-	-	-	-	-	
	Dibenzofuran	mg/kg	0.1	-	-	-	-	-	-	-	-	-	
	Diethylphthalate	mg/kg	0.1	-	-	-	-	-	-	-	-	-	
	Dimethyl phthalate	mg/kg	0.1	-	-	-	-	-	-	-	-	-	
	Di-n-butyl phthalate	mg/kg	0.1	-	-	-	-	-	-	-	-	-	
	Di-n-octyl phthalate	mg/kg	0.1	-	-	-	-	-	-	-	-	-	
	Hexachlorobenzene	mg/kg	0.002	16	-	-	-	-	-	-	-	-	
	Hexachlorocyclopentadiene	mg/kg	0.1	-	-	-	-	-	-	-	-	-	
	Hexachloroethane	mg/kg	0.1	-	-	-	-	-	-	-	-	-	
	Isophorone	mg/kg	0.1	-	-	-	-	-	-	-	-	-	
	Nitrobenzene	mg/kg	0.1	-	-	-	-	-	-	-	-	-	
	N-nitrosodipropylamine	mg/kg	0.1	-	-	-	-	-	-	-	-	-	
	n-Nitrosodiphenylamine	mg/kg	0.1	-	-	-	-	-	-	-	-	-	
	Pentachlorobenzene	mg/kg	0.001	100	-	-	-	-	-	-	-	-	
	Pentachloronitrobenzene	mg/kg	0.05	-	-	-	-	-	-	-	-	-	
	Pentachlorophenol	mg/kg	0.1	60	-	-	-	-	-	-	-	-	
PCB	PCB-110	mg/kg	-	-	-	-	-	-	-	-	-	-	
	PCB-128	mg/kg	-	-	-	-	-	-	-	-	-	-	
	PCB-141	mg/kg	-	-	-	-	-	-	-	-	-	-	
	PCB-149	mg/kg	-	-	-	-	-	-	-	-	-	-	
	PCB-151	mg/kg	-	-	-	-	-	-	-	-	-	-	
	PCB-158	mg/kg	-	-	-	-	-	-	-	-	-	-	
	PCB-170	mg/kg	-	-	-	-	-	-	-	-	-	-	
	PCB-18	mg/kg	-	-	-	-	-	-	-	-	-	-	
	PCB-183	mg/kg	-	-	-	-	-	-	-	-	-	-	
	PCB-187	mg/kg	-	-	-	-	-	-	-	-	-	-	
	PCB-194	mg/kg	-	-	-	-	-	-	-	-	-	-	
	PCB-31	mg/kg	-	-	-	-	-	-	-	-	-	-	
	PCB-44	mg/kg	-	-	-	-	-	-	-	-	-	-	
	PCB-49	mg/kg	-	-	-	-	-	-	-	-	-	-	
	2,2,4,4-tetrachloro-1,1-Biphenyl	mg/kg	-	-	-	-	-	-	-	-	-	-	
	2,3,4,4-tetrachloro-1,1-Biphenyl	mg/kg	-	-	-	-	-	-	-	-	-	-	
	Heptachlorobiphenyl, 2,3,3,4,4,5,5- (PCB 189)	mg/kg	0.003	-	-	-	-	-	<0.005	<0.005	<0.005	<0.005	
	Hexachlorobiphenyl, 2,3,3,4,4,5- (PCB 156)	mg/kg	0.003	-	-	-	-	-	<0.005	<0.005	<0.005	<0.005	
	Hexachlorobiphenyl, 2,3,3,4,4,5- (PCB 157)	mg/kg	0.003	-	-	-	-	-	<0.005	<0.005	<0.005	<0.005	
	Hexachlorobiphenyl, 2,3,4,4,5,5- (PCB 167)	mg/kg	0.003	-	-	-	-	-	<0.005	<0.005	<0.005	<0.005	
	Hexachlorobiphenyl, 3,3,4,4,5,5- (PCB 169)	mg/kg	0.003	-	-	-	-	-	<0.005	<0.005	<0.005	<0.005	
	PCB 101	mg/kg	0.003	-	-	-	-	-	<0.005	<0.005	<0.005	<0.005	
	PCB 118	mg/kg	0.003	-	-	-	-	-	<0.005	<0.005	<0.005	<0.005	
	PCB 138	mg/kg	0.003	-	-	-	-	-	<0.005	<0.005	0.00804	<0.005	
	PCB 153	mg/kg	0.003	-	-	-	-	-	<0.005	<0.005	0.0051	<0.005	
	PCB 180	mg/kg	0.003	-	-	-	-	-	<0.005	<0.005	<0.005	<0.005	
	PCB 28	mg/kg	0.003	-	-	-	-	-	<0.005	<0.005	<0.005	<0.005	
	PCB 52	mg/kg	0.003	-	-	-	-	-	<0.005	<0.005	<0.005	<0.005	
	Pentachlorobiphenyl, 2,3,3,4,4- (PCB 105)	mg/kg	0.003	-	-	-	-	-	<0.005	<0.005	<0.005	<0.005	
	Pentachlorobiphenyl, 2,3,4,4,5- (PCB 114)	mg/kg	0.003	-	-	-	-	-	<0.005	<0.005	<0.005	<0.005	
	Pentachlorobiphenyl, 2,3,4,4,5- (PCB 123)	mg/kg	0.003	-	-	-	-	-	<0.005	<0.005	<0.005	<0.005	
	Pentachlorobiphenyl, 3,3,4,4,5- (PCB 126)	mg/kg	0.003	-	-	-	-	-	<0.005	<0.005	<0.005	<0.005	
	Tetrachlorobiphenyl, 3,3,4,4- (PCB 77)	mg/kg	0.003	-	-	-	-	-	<0.005	<0.005	<0.005	<0.005	
	Tetrachlorobiphenyl, 3,4,4,5- (PCB 81)	mg/kg	0.003	-	-	-	-	-	<0.005	<0.005	<0.005	<0.005	
	Total PCB 7 congeners	mg/kg	0.021	-	-	-	-	-	-	-	-	-	
	Total PCB WHO 12	mg/kg	0.036	-	-	-	-	-	-	-	-	-	



		Field ID	BH07056-X-9.00-ES-2002/19	BH07060-X-0.05-ES-2001/23	BH07060-X-0.50-ES-2001/23	BH07060-X-1.10-ES-2001/23	BH07060-X-2.00-ES-2001/23	BH07060-X-2.60-ES-2001/23	BH07060-X-3.50-ES-2001/23	BH07060-X-4.50-ES-2001/23	BH07060-X-5.50-ACM-2001/23
		Location Code	BH07056	BH07060	BH07060	BH07060	BH07060	BH07060	BH07060	BH07060	BH07060
		Sample Depth Range	9	0.05	0.5	1.1	2	2.6	3.5	4.5	5.5
		Sample Date Time	19/02/2020	23/01/2020	23/01/2020	23/01/2020	23/01/2020	23/01/2020	23/01/2020	23/01/2020	23/01/2020
		Matrix Description	LQM S4UL Public Open Space (POS) Residential - 1% SOM								
		C4SL Public Open Space (POS) Residential									
Chem Group	ChemName	output unit	EQ1								
Phenolics	Xenonols	mg/kg	0.015	-	-	-	-	-	-	-	-
	Phenol Index	mg/kg	0.5	<0.5	<0.5	<0.5	<0.5	<0.5	<0.5	<0.5	<0.5
	3-84-methylphenol	mg/kg	0.1	-	-	-	-	-	-	-	-
	Cresol Total	mg/kg	0.01	-	-	-	-	-	-	-	-
Organofins	Phenol	mg/kg	0.01	-	-	-	-	-	-	-	-
	Phenols Monohydric	mg/kg	0.035	-	-	-	-	-	-	-	-
	Dibutyltin	mg/kg	-	-	-	-	-	-	-	-	-
	Monophenyltin	mg/kg	-	-	-	-	-	-	-	-	-
Pesticides	Diphenyltin	mg/kg	-	-	-	-	-	-	-	-	-
	Monobutyltin	mg/kg	-	-	-	-	-	-	-	-	-
	Tetrabutyltin	mg/kg	-	-	-	-	-	-	-	-	-
	Tributyltin	mg/kg	0.001	<0.005	-	-	<0.005	<0.005	<0.005	<0.005	<0.005
	Triphenyltin	mg/kg	-	-	-	-	-	-	-	-	-
	Ethionfos	mg/kg	0.002	-	-	-	-	-	-	-	-
	Hepatachlor epoxide	mg/kg	0.002	-	-	-	-	-	-	-	-
	Methachlorfos	mg/kg	0.002	-	-	-	-	-	-	-	-
	Propetamphos	mg/kg	0.002	-	-	-	-	-	-	-	-
	Simetryn	mg/kg	0.05	-	-	-	-	-	-	-	-
Sodium Acylfluorfen	mg/kg	-	-	-	-	-	-	-	-	-	
Tetrazasene	mg/kg	0.003	-	-	-	-	-	-	-	-	
2,4,5-TP (Sivex)	mg/kg	-	-	-	-	-	-	-	-	-	
Hedonal	mg/kg	-	-	-	-	-	-	-	-	-	
2,4-DDT	mg/kg	0.003	-	-	-	-	-	-	-	-	
2,4-Dichloroac	mg/kg	-	-	-	-	-	-	-	-	-	
4-(2,4-Dichlorophenoxy)butyric Acid (2,4-DB)	mg/kg	-	-	-	-	-	-	-	-	-	
4,4-DDE	mg/kg	0.005	-	-	-	-	-	-	-	-	
4-Chlorophenoxy acetic acid	mg/kg	-	-	-	-	-	-	-	-	-	
a-BHC	mg/kg	0.002	24	-	-	-	-	-	-	-	
Aldrin	mg/kg	0.002	18	-	-	-	-	-	-	-	
Ametryn	mg/kg	0.05	-	-	-	-	-	-	-	-	
Actril (boxnil)	mg/kg	-	-	-	-	-	-	-	-	-	
Atraton	mg/kg	0.05	-	-	-	-	-	-	-	-	
Atrazine	mg/kg	0.05	1200	-	-	-	-	-	-	-	
Azinophos methyl	mg/kg	0.005	-	-	-	-	-	-	-	-	
b-BHC	mg/kg	0.002	8.1	-	-	-	-	-	-	-	
Bentazone	mg/kg	0.1	-	-	-	-	-	-	-	-	
Bromoxnil	mg/kg	-	-	-	-	-	-	-	-	-	
Carbofenthoion	mg/kg	0.003	-	-	-	-	-	-	-	-	
chlordan	mg/kg	0.002	-	-	-	-	-	-	-	-	
Chlordane (cis)	mg/kg	0.002	-	-	-	-	-	-	-	-	
Azinphos Ethyl	mg/kg	0.005	-	-	-	-	-	-	-	-	
Chlordane (trans)	mg/kg	0.05	-	-	-	-	-	-	-	-	
Chlorfenvinphos	mg/kg	0.003	-	-	-	-	-	-	-	-	
Chlorotoluron	mg/kg	-	-	-	-	-	-	-	-	-	
Chlorovifos	mg/kg	0.002	-	-	-	-	-	-	-	-	
Chlorpyrifos-methyl	mg/kg	0.002	-	-	-	-	-	-	-	-	
Cyanazine	mg/kg	-	-	-	-	-	-	-	-	-	
d-BHC	mg/kg	0.002	-	-	-	-	-	-	-	-	
DDD	mg/kg	0.005	-	-	-	-	-	-	-	-	
DDT	mg/kg	0.005	-	-	-	-	-	-	-	-	
Chlorothalonil	mg/kg	0.002	-	-	-	-	-	-	-	-	
Diazinon	mg/kg	0.001	-	-	-	-	-	-	-	-	
Dicamba	mg/kg	-	-	-	-	-	-	-	-	-	
Dichlobenil	mg/kg	0.001	-	-	-	-	-	-	-	-	
cis-Permethrin	mg/kg	0.003	-	-	-	-	-	-	-	-	
Dichlorvos	mg/kg	0.002	16	-	-	-	-	-	-	-	
Diclofop	mg/kg	-	-	-	-	-	-	-	-	-	
Dieldrin	mg/kg	0.005	18	-	-	-	-	-	-	-	
Dimethoate	mg/kg	0.003	-	-	-	-	-	-	-	-	
Dinoseb	mg/kg	-	-	-	-	-	-	-	-	-	
Diuron	mg/kg	-	-	-	-	-	-	-	-	-	
Endosulfan I	mg/kg	0.001	1200	-	-	-	-	-	-	-	
Endosulfan II	mg/kg	0.01	-	-	-	-	-	-	-	-	
Endosulfan sulphate	mg/kg	0.005	-	-	-	-	-	-	-	-	
Endrin	mg/kg	0.003	-	-	-	-	-	-	-	-	
Endrin ketone	mg/kg	0.03	-	-	-	-	-	-	-	-	
Ethion	mg/kg	0.003	-	-	-	-	-	-	-	-	
Fenitrothion	mg/kg	0.005	-	-	-	-	-	-	-	-	
Fenithion	mg/kg	0.01	-	-	-	-	-	-	-	-	
Fluroxypyr	mg/kg	0.1	-	-	-	-	-	-	-	-	

		Field ID	BH07056-X-9-00-ES-2002/19	BH07060-X-0.05-ES-2001/23	BH07060-X-0.50-ES-2001/23	BH07060-X-1.10-ES-2001/23	BH07060-X-2.00-ES-2001/23	BH07060-X-2.60-ES-2001/23	BH07060-X-3.50-ES-2001/23	BH07060-X-4.50-ES-2001/23	BH07060-X-5.50-ACM-2001/23	
		Location Code	BH07056	BH07060	BH07060	BH07060	BH07060	BH07060	BH07060	BH07060	BH07060	
		Sample Depth Range	9	0.05	0.5	1.1	2	2.6	3.5	4.5	5.5	
		Sample Date Time	19/02/2020	23/01/2020	23/01/2020	23/01/2020	23/01/2020	23/01/2020	23/01/2020	23/01/2020	23/01/2020	
		Matrix Description	LQM S4UL Public Open Space (POS) Residential - 1% SOM									
		C4SL Public Open Space (POS) Residential										
Chem Group	ChemName	output unit	EQL									
	g-BHC (Lindane)	mg/kg	0.001	-	-	-	-	-	-	-	-	
	Heptachlor	mg/kg	0.003	-	-	-	-	-	-	-	-	
	Isodrin	mg/kg	0.002	-	-	-	-	-	-	-	-	
	Isoproturon	mg/kg	-	-	-	-	-	-	-	-	-	
	Linuron	mg/kg	-	-	-	-	-	-	-	-	-	
	Malathion	mg/kg	0.002	-	-	-	-	-	-	-	-	
	2-Methyl-4-chlorophenoxyacetic acid	mg/kg	-	-	-	-	-	-	-	-	-	
	2-Methyl-4-Chlorophenoxy Butanoic Acid	mg/kg	-	-	-	-	-	-	-	-	-	
	Mecoprop	mg/kg	-	-	-	-	-	-	-	-	-	
	Methoxychlor	mg/kg	0.005	-	-	-	-	-	-	-	-	
	Methyl carathion	mg/kg	0.01	-	-	-	-	-	-	-	-	
	Mevinphos (Phosdrin)	mg/kg	0.002	-	-	-	-	-	-	-	-	
	o,p-DDD	mg/kg	0.005	-	-	-	-	-	-	-	-	
	o,p'-DDE	mg/kg	0.002	-	-	-	-	-	-	-	-	
	o,p'-Methoxychlor	mg/kg	0.05	-	-	-	-	-	-	-	-	
	Parathion	mg/kg	0.005	-	-	-	-	-	-	-	-	
	Pendimethalin	mg/kg	0.01	-	-	-	-	-	-	-	-	
	Permethrin	mg/kg	0.05	-	-	-	-	-	-	-	-	
	Permethrin II	mg/kg	0.003	-	-	-	-	-	-	-	-	
	Phorate	mg/kg	0.01	-	-	-	-	-	-	-	-	
	Priniphos-methyl	mg/kg	0.002	-	-	-	-	-	-	-	-	
	Priniphos-ethyl	mg/kg	0.002	-	-	-	-	-	-	-	-	
	Prometon	mg/kg	0.05	-	-	-	-	-	-	-	-	
	Prometryn	mg/kg	0.05	-	-	-	-	-	-	-	-	
	Pronamide	mg/kg	0.002	-	-	-	-	-	-	-	-	
	Propazine	mg/kg	0.05	-	-	-	-	-	-	-	-	
	Propiconazole	mg/kg	-	-	-	-	-	-	-	-	-	
	Propoxycarbazono-sodium	mg/kg	-	-	-	-	-	-	-	-	-	
	Simazine	mg/kg	0.05	-	-	-	-	-	-	-	-	
	Terbutryn	mg/kg	0.05	-	-	-	-	-	-	-	-	
	Terbutylazine	mg/kg	0.05	-	-	-	-	-	-	-	-	
	Phoxalone	mg/kg	0.005	-	-	-	-	-	-	-	-	
	Phosphamidon	mg/kg	0.005	-	-	-	-	-	-	-	-	
	Triadimefon	mg/kg	0.002	-	-	-	-	-	-	-	-	
	Triallate	mg/kg	0.002	-	-	-	-	-	-	-	-	
	Triclopyr	mg/kg	0.1	-	-	-	-	-	-	-	-	
	Triclosan	mg/kg	-	-	-	-	-	-	-	-	-	
	Trifluralin	mg/kg	0.01	-	-	-	-	-	-	-	-	
	Tebuconazole	mg/kg	-	-	-	-	-	-	-	-	-	
	Telodrin	mg/kg	0.05	-	-	-	-	-	-	-	-	
	Triazophos	mg/kg	0.003	-	-	-	-	-	-	-	-	
SVOC TIC	SVOC TICs - Detect	Detect	-	-	-	-	-	-	-	-	-	
	Anthraquinone 9,10-	mg/kg	-	-	-	-	-	-	-	-	-	
	SVOC Tentatively Identified Compounds	mg/kg	0.1	-	-	-	-	-	-	-	-	
	Aniline	mg/kg	0.3	-	-	-	-	-	-	-	-	
VOC TIC	VOC TICs - Detect	Detect	-	-	-	-	-	-	-	-	-	
	VOC Tentatively Identified Compounds	mg/kg	0.05	-	-	-	-	-	-	-	-	
	Freon 113	mg/kg	0.005	-	-	-	-	-	-	-	-	
Other	Temperature	°C	-	-	-	-	-	-	-	-	-	
	Conductivity @ 20°C	µS/cm	14	-	-	-	-	-	-	-	-	
	% Stones <4mm	%	0	0	0	0	0	0	0	0	0	
	Fraction of non-crushable material	%	0	0	0	0	0	0	0	0	0	
	Moisture Content (dried @35°C)	%	-	-	-	-	-	-	-	-	-	
	Moisture Content 105C	%	0.1	38.8	23.9	24.5	19.8	21.6	20.2	26.7	30.4	
	pH (Lab)	pH Units	1	8.2	8.4	8.7	8.6	8.4	8.8	7.7	8.3	
	Stone Content	%	0.1	0	0	10	8.1	0	4.9	5.7	-	
	Total Organic Carbon	%	0.02	1.2	0.69	0.52	1.7	1.43	0.37	13.1	>25	

**Env Stds Comments**  
 #1:GAC is only presented as speciated chromium. 7.7mg/kg is used for hexavalent. If hexavalent chromium (CVI) data is available, a value of 1,500mg/kg r  
 #2:C4SL for lead adopted  
 #3:GAC only presented as speciated mercury. 16mg/kg is used for elemental mercury. If the CSM indicates that elemental mercury is not a CoC and mercury  
 #4:Updated S4UL for nickel  
 #5:S4UL exceeds solubility saturation limit  
 #6:Criteria derived for Al<sup>3</sup>-C16-C35 split between Al<sup>3</sup>-C16-21 & Al<sup>3</sup>-C21-35. Requires summation of fractions to use Al<sup>3</sup>-C16-C35 criteria.  
 #7:Criteria presented is for p-xylene. A separate value is presented for o-xylene.  
 #8:S4UL based on a threshold protective of direct skin contact with phenol

**Legend**

38.2	Results exceeds GAC.
<50	Results MDL is greater than GAC.
NAD	No asbestos detected.
-	Determinand has not been tested for.

**Notes**  
 A range is given where a determinand has been analysed for by more than one method.

Chem Group	ChemName	output unit	EQ1	Field ID	Location Code	Matrix Description																	
						BHQ7060-X-5.50-ES-200123		BHQ7060-X-6.30-ES-200123		BHQ7060-X-7.30-ES-200123		BHQ7062-X-0.05-ES-200121		BHQ7062-X-1.05-ES-200121		BHQ7062-X-11.90-ES-200129		BHQ7062-X-12.70-ES-200129		BHQ7062-X-2.00-ES-200128		BHQ7062-X-2.70-ES-200128	
						Sample	Depth	Sample	Depth	Sample	Depth	Sample	Depth	Sample	Depth	Sample	Depth	Sample	Depth	Sample	Depth	Sample	Depth
						23/01/2020	23/01/2020	23/01/2020	21/01/2020	21/01/2020	29/01/2020	29/01/2020	29/01/2020	29/01/2020	28/01/2020	28/01/2020							
						LQM S4UL Public Open Space (POS) Residential - 1% SOM																	
						C4SL Public Open Space (POS) Residential																	
Chem Group	ChemName	output unit	EQ1																				
Anthrax	Detection of Anthrax (Bacillus Anthracis)	Not isolated	-																				
Metals	Antimony	mg/kg	0.1			4.1	12.1	10.5	-	-	-	-	-	-	1.6	0.6							
	Arsenic	mg/kg	0.3	79		17.6	54.7	23.9	11.6	10.9	15.8	12.2	9.3	9.3	4.6	4.6							
	Boron	mg/kg	0.5	21000		30.2	12.5	46.6	3.1	3.9	41.8	14.4	2.2	1.6	1.6								
	Cadmium	mg/kg	0.02	220		0.51	1	1.16	0.35	0.3	0.25	0.16	0.31	0.11	0.11								
	Chromium (hexavalent)	mg/kg	0.1	21		7.7	<0.1	<0.1	<0.1	<0.1	<0.1	<0.1	<0.1	<0.1	<0.1	<0.1							
	Chromium	mg/kg	0.5	21		46.5	101.3	65	31.1	33.7	26.9	25.5	29.7	19.1	19.1								
	Cobalt	mg/kg	0.1			7.4	-	-	-	-	-	-	-	-	-	-							
	Copper	mg/kg	0.5	12000		88.4	143.2	118.9	39.2	28.7	23.1	13.6	56.8	16.1	16.1								
	Lead	mg/kg	0.5	630		536.4	720.3	429.4	48.9	15.4	32.3	13.4	62.1	21.1	21.1								
	Mercury	mg/kg	0.1			0.34	0.77	0.86	<0.1	<0.1	<0.1	<0.1	0.21	<0.1	<0.1	<0.1							
	Molybdenum	mg/kg	0.1			2.5	4.9	2.2	-	-	-	-	-	-	-	-							
	Nickel	mg/kg	0.2	23000		44.4	70	45.4	32.1	30.9	27.2	23.2	27.4	10.8	10.8								
	Selenium	mg/kg	0.5	1100		1.2	1.4	<0.5	<0.5	1	0.7	<0.5	<0.5	<0.5	<0.5	<0.5							
	Vanadium	mg/kg	0.2	2000		73.1	163.4	65	7.4	7.4	7.4	7.4	52.1	31.3	31.3								
	Zinc	mg/kg	1.9	81000		288.6	494	665.4	129.2	103.4	85.6	88.9	86.1	53.1	53.1								
Asbestos	Anthophyllite	Detect	-			-	-	-	-	-	-	-	-	-	-	-							
	Asbestos Containing Material	Detect	-			-	-	-	-	-	-	-	-	-	-	-							
	Asbestos Analysis Comments	-	-			-	-	-	-	-	-	-	-	-	-	-							
	Asbestos PCOM Quantification	%	0.001			-	-	-	-	-	-	-	-	-	-	-							
	Asbestos Quantification Total	%	0.001			-	-	-	-	-	-	-	-	-	-	-							
	Asbestos: Actinolite	Detect	-			-	-	-	-	-	-	-	-	-	-	-							
	Additional Asbestos Components (Using TMO48)	Comment	-			-	-	-	-	-	-	-	-	-	-	-							
	Crocidolite Asbestos	Detect	-			-	-	-	-	-	-	-	-	-	-	-							
	Asbestos Gravimetric Quantification	%	0.001			-	-	-	-	-	-	-	-	-	-	-							
	Asbestos ID (Stage 1)	Detect	-			NAD	NAD	NAD	NAD	NAD	NAD	NAD	NAD	NAD	NAD	NAD							
	Chrysotile Asbestos	Detect	-			-	-	-	-	-	-	-	-	-	-	-							
	Amosite Asbestos	Detect	-			-	-	-	-	-	-	-	-	-	-	-							
	Non-Asbestos Fibre	Detect	-			-	-	-	-	-	-	-	-	-	-	-							
	Tremolite	Detect	-			-	-	-	-	-	-	-	-	-	-	-							
Inorganics	Ammoniacal Nitrogen as N	mg/kg	12			-	-	-	-	-	-	-	-	-	-	-							
	Cyanide (Free)	mg/kg	0.5			<0.5	<0.5	0.7	<0.5	<0.5	<0.5	<0.5	<0.5	<0.5	<0.5	<0.5							
	Cyanide Total	mg/kg	0.5			3.2	0.7	0.5	<0.5	<0.5	<0.5	<0.5	<0.5	<0.5	<0.5	<0.5							
	Cyanides-complex	mg/kg	1			-	-	-	-	-	-	-	-	-	-	-							
	Phosphates	mg/kg	4			-	-	-	-	-	-	-	-	-	-	-							
	Coronene	mg/kg	0.3			-	-	-	-	-	-	-	-	-	-	-							
PAH	Naphthalene	mg/kg	0.005	4900		<0.08	0.13	<0.08	0.71	<0.08	<0.5	<0.5	<0.08	<0.08	<0.08	<0.08							
	Acenaphthene	mg/kg	0.008	15000		<0.08	<0.08	<0.08	1.47	<0.08	<0.08	<0.08	<0.08	<0.08	<0.08	<0.08							
	Acenaphthylene	mg/kg	0.012	15000		<0.08	<0.08	<0.08	<0.08	<0.08	<0.08	<0.08	<0.08	<0.08	<0.08	<0.08							
	Fluoranthene	mg/kg	0.017	3100		0.11	0.62	0.3	2.34	<0.08	<0.08	<0.08	1.92	0.45	0.45								
	Anthracene	mg/kg	0.016	74000		0.08	0.26	<0.08	<0.08	<0.08	<0.08	<0.08	0.21	<0.08	<0.08	<0.08							
	Phenanthrene	mg/kg	0.015	3100		<0.08	0.26	0.2	3.51	<0.08	<0.08	<0.08	0.71	0.22	0.22								
	Fluorene	mg/kg	0.01	9900		<0.08	<0.08	<0.08	0.93	<0.08	<0.08	<0.08	<0.08	<0.08	<0.08	<0.08							
	Chrysene	mg/kg	0.01	57		<0.08	0.43	0.15	0.37	<0.08	<0.08	<0.08	1.14	0.28	0.28								
	Pyrene	mg/kg	0.015	7400		0.09	0.53	0.24	1.35	<0.08	<0.08	<0.08	1.91	0.41	0.41								
	Benzo(a)anthracene	mg/kg	0.014	29		<0.08	0.37	0.09	0.33	<0.08	<0.08	<0.08	1.05	0.23	0.23								
	Benzo(b)fluoranthene	mg/kg	0.015	7.1		<0.08	0.57	0.12	0.47	<0.08	<0.08	<0.08	1.36	0.3	0.3								
	Benzo(k)fluoranthene	mg/kg	0.014	190		<0.08	0.26	<0.08	0.21	<0.08	<0.08	<0.08	0.5	0.12	0.12								
	Benzo(a)pyrene	mg/kg	0.015	5.7		<0.08	0.44	<0.08	0.34	<0.08	<0.08	<0.08	0.98	0.21	0.21								
	Dibenz(a,h)anthracene	mg/kg	0.023	0.57		<0.08	<0.08	<0.08	<0.08	<0.08	<0.08	<0.08	0.11	<0.08	<0.08								
	Benzo(g,h,i)perylene	mg/kg	0.024	640		<0.08	0.29	0.09	0.17	<0.08	<0.08	<0.08	0.63	0.16	0.16								
	Indeno(1,2,3-c,d)lovene	mg/kg	0.018	82		<0.08	0.28	<0.08	0.27	<0.08	<0.08	<0.08	0.78	0.19	0.19								
	PAH 16 Total	mg/kg	0.118			<1.32	<4.58	<1.9	<12.7	<1.28	<1.7	<1.7	<11.6	<3.06	<3.06								
TPH CWG	>C6-C8 Aliphatics	mg/kg	0.01	(see 1570000) <sup>PS</sup>		<0.2	<0.2	<0.2	-	-	-	-	<0.2	<0.2	<0.2	<0.2							
	>C6-C7 Aliphatics	mg/kg	0.2	600000		<0.2	<0.2	<0.2	-	-	-	-	<0.2	<0.2	<0.2	<0.2							
	>C6-C8 Aliphatics	mg/kg	0.01	600000		<0.2	<0.2	<0.2	-	-	-	-	<0.2	<0.2	<0.2	<0.2							
	>C10-C44 Aliphatics	mg/kg	5			-	-	-	-	-	-	-	-	-	-	-							
	>C7-C8 Aliphatics	mg/kg	0.2			<0.2	<0.2	<0.2	-	-	-	-	<0.2	<0.2	<0.2	<0.2							
	>C10-C44 Aliphatics/Aromatics	mg/kg	10			-	-	-	-	-	-	-	-	-	-	-							
	>C8-C10 Aliphatics	mg/kg	0.01	13000		<0.2	<0.2	<0.2	-	-	-	-	<0.2	<0.2	<0.2	<0.2							
	>C10-C12 Aliphatics	mg/kg	0.01	13000		<4	<4	<4	-	-	-	-	<4	<4	<4	<4							
	>C12-C16 Aliphatics	mg/kg	0.1	19000		<4	<4	<4	-	-	-	-	<4	<4	<4	<4							
	>C16-C21 Aliphatics	mg/kg	0.1	125000 <sup>PS</sup>		5.87	7.08	4.97	-	-	-	-	4.29	<4	<4	<4							
	>C21-C35 Aliphatics	mg/kg	0.1	125000 <sup>PS</sup>		36.1	60.6	32.6	-	-	-	-	20.8	<4	<4	<4							
	>C35-C44 Aliphatics	mg/kg	0.1	250000		-	-	-	-	-	-	-	-	-	-	-							
	>C5-C10 Aliphatics	mg/kg	0.05			-	-	-	-	-	-	-	-	-	-	-							
	>C8-C40 Aliphatics	mg/kg	20			47.3	77.6	47.5	-	-	-	-	27.7	<20	<20	<20							
	Total Aliphatics >C12-C44	mg/kg	0.1																				

Chem Group	ChemName	output unit	EQL	Field ID	BH07060-X-5-50-ES-200123	BH07060-X-6-30-ES-200123	BH07060-X-7-30-ES-200123	BH07062-X-0-05-ES-200121	BH07062-X-1-05-ES-200121	BH07062-X-11-90-ES-200129	BH07062-X-12-70-ES-200129	BH07062-X-2-00-ES-200128	BH07062-X-2-70-ES-200128		
				Location Code	BH07060	BH07060	BH07060	BH07062	BH07062	BH07062	BH07062	BH07062	BH07062	BH07062	BH07062
				Sample Depth Range	5.5	6.3	7.3	0.05	1.05	11.9	12.7	2	2.7	2.7	
				Sampled Date Time	23/01/2020	23/01/2020	23/01/2020	21/01/2020	21/01/2020	29/01/2020	29/01/2020	28/01/2020	28/01/2020		
				Matrix Description	LQM S4UL Public Open Space (POS) Residential - 1% SOM										
				C4SL Public Open Space (POS) Residential											
TPH	>C6-C8	mg/kg	0.02	<0.2	<0.2	<0.2	-	-	-	-	-	<0.2	<0.2		
	>C6-C7	mg/kg	0.02	<0.2	<0.2	<0.2	-	-	-	-	-	<0.2	<0.2		
	>C7-C8	mg/kg	0.02	<0.2	<0.2	<0.2	-	-	-	-	-	<0.2	<0.2		
	>C6-C9	mg/kg	0.2	-	-	-	-	-	-	-	-	-	-		
	>C8-C10	mg/kg	0.02	<0.2	<0.2	<0.2	<0.2	<0.2	<0.2	<0.2	<0.2	<0.2	<0.2		
	>C10-C12	mg/kg	0.02	-	-	-	10.7	<2	<2	<2	<2	-	-		
	>C12-C16	mg/kg	2	-	-	-	8.58	<2	2.63	2.63	<2	-	-		
	>C16-C21	mg/kg	2	-	-	-	37	2.71	10.2	4.72	4.72	-	-		
	>C21-C28	mg/kg	35	-	-	-	-	-	-	-	-	-	-		
	>C21-C35	mg/kg	4.38	-	-	-	76.4	14.2	69.7	23	23	-	-		
	>C28-C35	mg/kg	35	-	-	-	-	-	-	-	-	-	-		
	>C31-C40	mg/kg	10	-	-	-	-	-	-	-	-	-	-		
	>C35-C40	mg/kg	35	-	-	-	97	15.5	79.8	28.4	28.4	-	-		
	GRO >C5-10	mg/kg	0.02	-	-	-	-	-	-	-	-	-	-		
	TPH >C8-C40	mg/kg	10	-	-	-	<153	<20.9	<93.3	<35.9	<35.9	-	-		
	EPH >C5-40	mg/kg	35	-	-	-	-	-	-	-	-	-	-		
	EPH >C10-40	mg/kg	35	-	-	-	-	-	-	-	-	-	-		
	GRO	mg/kg	0.2	<0.2	<0.2	<0.2	-	-	-	-	-	-	<0.2	<0.2	
	TPH by GC/ED (AR)	mg/kg	10	-	-	-	154	21.1	99.4	35.7	35.7	-	-		
	BTEX and MTE	Benzene	mg/kg	0.001	140	72	<0.001	<0.001-0.002	<0.001	154	21.1	99.4	35.7	<0.001-0.001	<0.001
Toluene		mg/kg	0.005		56000	<0.005	<0.005	<0.005	-	-	-	-	<0.005	<0.005	
Ethylbenzene		mg/kg	0.002		24000	<0.002	<0.002	<0.002	-	-	-	-	<0.002	<0.002	
Xylene (m & o)		mg/kg	0.004		41000	<0.004	<0.004	<0.004	-	-	-	-	<0.004	<0.004	
Xylene (p)		mg/kg	0.002		41000	<0.002	<0.002	<0.002	-	-	-	-	<0.002	<0.002	
Xylene Total		mg/kg	0.02			<0.03	<0.03	<0.03	-	-	-	-	<0.03	<0.03	
MTE		mg/kg	0.001			-	-	-	-	-	-	-	-	-	
Total BTEX		mg/kg	0.04			-	-	-	-	-	-	-	-	-	
VOC	Styrene	mg/kg	0.001			-	-	-	-	-	-	-	-		
	cis-1,3-dichloroethene	mg/kg	0.001			-	-	-	-	-	-	-	-		
	trans-1,3-dichloroethene	mg/kg	0.001			-	-	-	-	-	-	-	-		
	1,1,1,2-tetrachloroethane	mg/kg	0.001	1400		-	-	-	-	-	-	-	-		
	1,1,1-trichloroethane	mg/kg	0.001	140000		-	-	-	-	-	-	-	-		
	1,1,2,2-tetrachloroethane	mg/kg	0.001	1400		-	-	-	-	-	-	-	-		
	1,1,2-trichloroethane	mg/kg	0.001			-	-	-	-	-	-	-	-		
	1,1-dichloroethane	mg/kg	0.001			-	-	-	-	-	-	-	-		
	1,1-dichloroethene	mg/kg	0.001			-	-	-	-	-	-	-	-		
	1,1-dichloroethene	mg/kg	0.001			-	-	-	-	-	-	-	-		
	1,2-dichloroethane	mg/kg	0.001			-	-	-	-	-	-	-	-		
	1,2-dichloroethene	mg/kg	0.001			-	-	-	-	-	-	-	-		
	1,2-dichloroethene	mg/kg	0.001	29		-	-	-	-	-	-	-	-		
	1,3,5-trimethylbenzene	mg/kg	0.001			-	-	-	-	-	-	-	-		
	1,3-dichloropropane	mg/kg	0.001			-	-	-	-	-	-	-	-		
	2,2-dichloropropane	mg/kg	0.001			-	-	-	-	-	-	-	-		
	2-chlorotoluene	mg/kg	0.001			-	-	-	-	-	-	-	-		
	4-chlorotoluene	mg/kg	0.001			-	-	-	-	-	-	-	-		
	Bromobenzene	mg/kg	0.001			-	-	-	-	-	-	-	-		
	Bromochloromethane	mg/kg	0.001			-	-	-	-	-	-	-	-		
	Bromodichloromethane	mg/kg	0.001			-	-	-	-	-	-	-	-		
	Bromoform	mg/kg	0.001			-	-	-	-	-	-	-	-		
	Bromomethane	mg/kg	0.001			-	-	-	-	-	-	-	-		
	Carbon disulfide	mg/kg	0.007	11000		-	-	-	-	-	-	-	-		
	Carbon tetrachloride	mg/kg	0.001	890		-	-	-	-	-	-	-	-		
	Chlorobromomethane	mg/kg	0.001			-	-	-	-	-	-	-	-		
	Chloroethane	mg/kg	0.002			-	-	-	-	-	-	-	-		
	Chloroform	mg/kg	0.001	2500		-	-	-	-	-	-	-	-		
	Chloromethane	mg/kg	0.003			-	-	-	-	-	-	-	-		
	cis-1,2-dichloroethene	mg/kg	0.005			-	-	-	-	-	-	-	-		
	Dibromomethane	mg/kg	0.001			-	-	-	-	-	-	-	-		
	Dichlorodifluoromethane	mg/kg	0.001			-	-	-	-	-	-	-	-		
	Dichloromethane	mg/kg	0.01			-	-	-	-	-	-	-	-		
	Isopropylbenzene	mg/kg	0.001			-	-	-	-	-	-	-	-		
	m-butylbenzene	mg/kg	0.001			-	-	-	-	-	-	-	-		
	n-propylbenzene	mg/kg	0.001			-	-	-	-	-	-	-	-		
	p-isocrotyltoluene	mg/kg	0.001			-	-	-	-	-	-	-	-		
	sec-butylbenzene	mg/kg	0.001			-	-	-	-	-	-	-	-		
	Trichloroethene	mg/kg	0.001	120		-	-	-	-	-	-	-	-		
	tert-butylbenzene	mg/kg	0.001			-	-	-	-	-	-	-	-		
Tetrachloroethene	mg/kg	0.003	1400		-	-	-	-	-	-	-	-			
trans-1,2-dichloroethene	mg/kg	0.001			-	-	-	-	-	-	-	-			
Trichlorofluoromethane	mg/kg	0.001			-	-	-	-	-	-	-	-			
Vinyl chloride	mg/kg	0.001	3.5		-	-	-	-	-	-	-	-			
tert-Amyl methyl ether	mg/kg	0.01			-	-	-	-	-	-	-	-			
VOC/SVOC	1,2,3-trichlorobenzene	mg/kg	0.001			-	-	-	-	-	-	-	-		
	1,2,4-trichlorobenzene	mg/kg	0.003			-	-	-	-	-	-	-	-		
	1,2-dichlorobenzene	mg/kg	0.001	90000		-	-	-	-	-	-	-	-		
	1,3,5-Trichlorobenzene	mg/kg	0.001	1700		-	-	-	-	-	-	-	-		
	1,3-dichlorobenzene	mg/kg	0.001	300		-	-	-	-	-	-	-	-		
	1,4-dichlorobenzene	mg/kg	0.001	17000		-	-	-	-	-	-	-	-		
	Chlorobenzene	mg/kg	0.001	11000		-	-	-	-	-	-	-	-		
Hexachlorobutadiene	mg/kg	0.002	25		-	-	-	-	-	-	-	-			

Chem Group	ChemName	output unit	EQL	C4SL Public Open Space (POS) Residential	Field ID	BH07060-X-5.50-ES-200123	BH07060-X-6.30-ES-200123	BH07060-X-7.30-ES-200123	BH07062-X-0.05-ES-200121	BH07062-X-1.05-ES-200121	BH07062-X-11.90-ES-200129	BH07062-X-12.70-ES-200129	BH07062-X-2.00-ES-200128	BH07062-X-2.70-ES-200128		
					Location Code	BH07060	BH07060	BH07060	BH07062	BH07062	BH07062	BH07062	BH07062	BH07062	BH07062	BH07062
					Sample Depth Range	5.5	6.3	7.3	0.05	1.05	11.9	12.7	2	2.7		
					Sample Date	23/01/2020	23/01/2020	23/01/2020	21/01/2020	21/01/2020	29/01/2020	29/01/2020	28/01/2020	28/01/2020		
					Matrix Description	LQM S4UL Public Open Space (POS) Residential - 1% SOM										
SVOC	Benzyl alcohol	mg/kg	0.5		-	-	-	-	-	-	-	-	-	-		
	Diphenyl ether	mg/kg	0.1		-	-	-	-	-	-	-	-	-	-		
	4-bromophenyl phenyl ether	mg/kg	0.1		-	-	-	-	-	-	-	-	-	-		
	4-nitroaniline	mg/kg	0.1		-	-	-	-	-	-	-	-	-	-		
	4-nitrophenol	mg/kg	0.1		-	-	-	-	-	-	-	-	-	-		
	1,1-Biohenyl	mg/kg	0.1		-	-	-	-	-	-	-	-	-	-		
	1,2,3,4-tetrachlorobenzene	mg/kg	0.001	830	-	-	-	-	-	-	-	-	-	-		
	1-Methylnaphthalene	mg/kg	0.1		-	-	-	-	-	-	-	-	-	-		
	2,4,5-trichlorophenol	mg/kg	0.1		-	-	-	-	-	-	-	-	-	-		
	2,4,6-trichlorophenol	mg/kg	0.1		-	-	-	-	-	-	-	-	-	-		
	2,4-dichlorophenol	mg/kg	0.1		-	-	-	-	-	-	-	-	-	-		
	2,4-dimethylphenol	mg/kg	0.1		-	-	-	-	-	-	-	-	-	-		
	2,4-dinitrophenol	mg/kg	0.5		-	-	-	-	-	-	-	-	-	-		
	2,4-dinitrotoluene	mg/kg	0.1		-	-	-	-	-	-	-	-	-	-		
	2,6-dinitrotoluene	mg/kg	0.1		-	-	-	-	-	-	-	-	-	-		
	2-chloronaphthalene	mg/kg	0.1		-	-	-	-	-	-	-	-	-	-		
	2-chlorophenol	mg/kg	0.1		-	-	-	-	-	-	-	-	-	-		
	2-methylnaphthalene	mg/kg	0.1		-	-	-	-	-	-	-	-	-	-		
	2-methylphenol	mg/kg	0.1		-	-	-	-	-	-	-	-	-	-		
	2-nitroaniline	mg/kg	0.1		-	-	-	-	-	-	-	-	-	-		
	2-nitrophenol	mg/kg	0.1		-	-	-	-	-	-	-	-	-	-		
	3-nitroaniline	mg/kg	0.1		-	-	-	-	-	-	-	-	-	-		
	4,6-Dinitro-2-methylphenol	mg/kg	0.2		-	-	-	-	-	-	-	-	-	-		
	4-chloro-3-methylphenol	mg/kg	0.1		-	-	-	-	-	-	-	-	-	-		
	4-chloroaniline	mg/kg	0.1		-	-	-	-	-	-	-	-	-	-		
	4-chlorophenol	mg/kg	0.5		-	-	-	-	-	-	-	-	-	-		
	4-chlorophenyl phenyl ether	mg/kg	0.1	620	-	-	-	-	-	-	-	-	-	-		
	4-methylphenol	mg/kg	0.1		-	-	-	-	-	-	-	-	-	-		
	Azobenzene	mg/kg	0.1		-	-	-	-	-	-	-	-	-	-		
	Benzoic Acid	mg/kg	0.5		-	-	-	-	-	-	-	-	-	-		
	Bis(2-chlorophenoxy) methane	mg/kg	0.1		-	-	-	-	-	-	-	-	-	-		
	Bis(2-chloroethyl) ether	mg/kg	0.1		-	-	-	-	-	-	-	-	-	-		
	Bis(2-chloroisopropyl) ether	mg/kg	0.1		-	-	-	-	-	-	-	-	-	-		
	Bis(2-ethylhexyl) phthalate	mg/kg	0.1		-	-	-	-	-	-	-	-	-	-		
	Butyl benzyl phthalate	mg/kg	0.1		-	-	-	-	-	-	-	-	-	-		
	Cabazole	mg/kg	0.1		-	-	-	-	-	-	-	-	-	-		
	Dibenzofuran	mg/kg	0.1		-	-	-	-	-	-	-	-	-	-		
	Diethylphthalate	mg/kg	0.1		-	-	-	-	-	-	-	-	-	-		
	Dimethyl phthalate	mg/kg	0.1		-	-	-	-	-	-	-	-	-	-		
	Di-n-butyl phthalate	mg/kg	0.1		-	-	-	-	-	-	-	-	-	-		
	Di-n-octyl phthalate	mg/kg	0.1		-	-	-	-	-	-	-	-	-	-		
	Hexachlorobenzene	mg/kg	0.002	16	-	-	-	-	-	-	-	-	-	-		
	Hexachlorocyclopentadiene	mg/kg	0.1		-	-	-	-	-	-	-	-	-	-		
	Hexachloroethane	mg/kg	0.1		-	-	-	-	-	-	-	-	-	-		
	Isophorone	mg/kg	0.1		-	-	-	-	-	-	-	-	-	-		
	Nitrobenzene	mg/kg	0.1		-	-	-	-	-	-	-	-	-	-		
	N-nitrosodi-n-propylamine	mg/kg	0.1		-	-	-	-	-	-	-	-	-	-		
	n-Nitrosodiphenylamine	mg/kg	0.1		-	-	-	-	-	-	-	-	-	-		
	Pentachlorobenzene	mg/kg	0.001	100	-	-	-	-	-	-	-	-	-	-		
	Pentachloronitrobenzene	mg/kg	0.05		-	-	-	-	-	-	-	-	-	-		
	Pentachlorophenol	mg/kg	0.1	60	-	-	-	-	-	-	-	-	-	-		
PCB	PCB-110	mg/kg	-		-	-	-	-	-	-	-	-	-	-		
	PCB-128	mg/kg	-		-	-	-	-	-	-	-	-	-	-		
	PCB-141	mg/kg	-		-	-	-	-	-	-	-	-	-	-		
	PCB-149	mg/kg	-		-	-	-	-	-	-	-	-	-	-		
	PCB-151	mg/kg	-		-	-	-	-	-	-	-	-	-	-		
	PCB-158	mg/kg	-		-	-	-	-	-	-	-	-	-	-		
	PCB-170	mg/kg	-		-	-	-	-	-	-	-	-	-	-		
	PCB-18	mg/kg	-		-	-	-	-	-	-	-	-	-	-		
	PCB-183	mg/kg	-		-	-	-	-	-	-	-	-	-	-		
	PCB-187	mg/kg	-		-	-	-	-	-	-	-	-	-	-		
	PCB-194	mg/kg	-		-	-	-	-	-	-	-	-	-	-		
	PCB-31	mg/kg	-		-	-	-	-	-	-	-	-	-	-		
	PCB-44	mg/kg	-		-	-	-	-	-	-	-	-	-	-		
	PCB-49	mg/kg	-		-	-	-	-	-	-	-	-	-	-		
	2,2,4-tetrachloro-1,1-Biphenyl	mg/kg	-		-	-	-	-	-	-	-	-	-	-		
	2,3,4,4-tetrachloro-1,1-Biphenyl	mg/kg	-		-	-	-	-	-	-	-	-	-	-		
	Heptachlorobiphenyl, 2,3,3,4,4,5,5- (PCB 189)	mg/kg	0.003		<0.005	<0.005	<0.005	<0.005	-	-	-	<0.005	<0.005			
	Hexachlorobiphenyl, 2,3,3,4,4,5- (PCB 156)	mg/kg	0.003		<0.005	<0.005	<0.005	<0.005	-	-	-	<0.005	<0.005			
	Hexachlorobiphenyl, 2,3,3,4,4,5- (PCB 157)	mg/kg	0.003		<0.005	<0.005	<0.005	<0.005	-	-	-	<0.005	<0.005			
	Hexachlorobiphenyl, 2,3,4,4,5,5- (PCB 167)	mg/kg	0.003		<0.005	<0.005	<0.005	<0.005	-	-	-	<0.005	<0.005			
	Hexachlorobiphenyl, 3,3,4,4,5,5- (PCB 169)	mg/kg	0.003		<0.005	<0.005	<0.005	<0.005	-	-	-	<0.005	<0.005			
	PCB 101	mg/kg	0.003		<0.005	<0.005	<0.005	<0.005	-	-	-	<0.005	<0.005			
	PCB 118	mg/kg	0.003		<0.005	<0.005	<0.005	<0.005	-	-	-	<0.005	<0.005			
	PCB 138	mg/kg	0.003		<0.005	<0.005	<0.005	<0.005	-	-	-	<0.005	<0.005			
	PCB 153	mg/kg	0.003		<0.005	<0.005	<0.005	<0.005	-	-	-	<0.005	<0.005			
	PCB 160	mg/kg	0.003		<0.005	<0.005	<0.005	<0.005	-	-	-	<0.005	<0.005			
	PCB 26	mg/kg	0.003		<0.005	<0.005	<0.005	<0.005	-	-	-	<0.005	<0.005			
	PCB 52	mg/kg	0.003		<0.005	<0.005	<0.005	<0.005	-	-	-	<0.005	<0.005			
	Pentachlorobiphenyl, 2,3,3,4,4- (PCB 105)	mg/kg	0.003		<0.005	<0.005	<0.005	<0.005	-	-	-	<0.005	<0.005			
	Pentachlorobiphenyl, 2,3,4,4,5- (PCB 114)	mg/kg	0.003		<0.005	<0.005	<0.005	<0.005	-	-	-	<0.005	<0.005			
	Pentachlorobiphenyl, 2,3,4,4,5- (PCB 123)	mg/kg	0.003		<0.005	<0.005	<0.005	<0.005	-	-	-	<0.005	<0.005			
	Pentachlorobiphenyl, 3,3,4,4,5- (PCB 126)	mg/kg	0.003		<0.005	<0.005	<0.005	<0.005	-	-	-	<0.005	<0.005			
	Tetrachlorobiphenyl, 3,3,4,4- (PCB 77)	mg/kg	0.003		<0.005	<0.005	<0.005	<0.005	-	-	-	<0.005	<0.005			
	Tetrachlorobiphenyl, 3,4,4,5- (PCB 81)	mg/kg	0.003		<0.005	<0.005	<0.005	<0.005	-	-	-	<0.005	<0.005			
	Total PCB 7 congeners	mg/kg	0.021		-	-	-	-	-	-	-	-	-			
	Total PCB WHO 12	mg/kg	0.036		-	-	-	-	-	-	-	-	-			



		Field ID	BH07060-X-5.50-ES-200123	BH07060-X-6.30-ES-200123	BH07060-X-7.30-ES-200123	BH07062-X-0.05-ES-200121	BH07062-X-1.05-ES-200121	BH07062-X-11.90-ES-200129	BH07062-X-12.70-ES-200129	BH07062-X-2.00-ES-200128	BH07062-X-2.70-ES-200128	
		Location Code	BH07060	BH07060	BH07060	BH07062	BH07062	BH07062	BH07062	BH07062	BH07062	
		Sample Depth Range	5.5	6.3	7.3	0.05	1.05	11.9	12.7	2	2.7	
		Sample Date	23/01/2020	23/01/2020	23/01/2020	21/01/2020	21/01/2020	29/01/2020	29/01/2020	28/01/2020	28/01/2020	
		Matrix Description	LQM S4UL Public Open Space (POS) Residential - 1% SOM									
		C4SL Public Open Space (POS) Residential										
Chem Group	ChemName	output unit	EQL									
Pesticides	α-BHC (Lindane)	mg/kg	0.001	-	-	-	-	-	-	-	-	
	Heptachlor	mg/kg	0.003	-	-	-	-	-	-	-	-	
	Isodrin	mg/kg	0.002	-	-	-	-	-	-	-	-	
	Isoproturon	mg/kg	-	-	-	-	-	-	-	-	-	
	Linuron	mg/kg	-	-	-	-	-	-	-	-	-	
	Malathion	mg/kg	0.002	-	-	-	-	-	-	-	-	
	2-Methyl-4-chlorophenoxyacetic acid	mg/kg	-	-	-	-	-	-	-	-	-	
	2-Methyl-4-Chlorophenoxy Butanoic Acid	mg/kg	-	-	-	-	-	-	-	-	-	
	Mecoprop	mg/kg	-	-	-	-	-	-	-	-	-	
	Methoxychlor	mg/kg	0.005	-	-	-	-	-	-	-	-	
	Methyl parathion	mg/kg	0.01	-	-	-	-	-	-	-	-	
	Mevinphos (Phosdrin)	mg/kg	0.002	-	-	-	-	-	-	-	-	
	o,p-DDD	mg/kg	0.005	-	-	-	-	-	-	-	-	
	o,p'-DDE	mg/kg	0.002	-	-	-	-	-	-	-	-	
	o,p'-Methoxychlor	mg/kg	0.05	-	-	-	-	-	-	-	-	
	Parathion	mg/kg	0.005	-	-	-	-	-	-	-	-	
	Pendimethalin	mg/kg	0.01	-	-	-	-	-	-	-	-	
	Permethrin	mg/kg	0.05	-	-	-	-	-	-	-	-	
	Permethrin II	mg/kg	0.003	-	-	-	-	-	-	-	-	
	Phorate	mg/kg	0.01	-	-	-	-	-	-	-	-	
	Priniphos-methyl	mg/kg	0.002	-	-	-	-	-	-	-	-	
	Priniphos-ethyl	mg/kg	0.002	-	-	-	-	-	-	-	-	
	Prometon	mg/kg	0.05	-	-	-	-	-	-	-	-	
	Prometryn	mg/kg	0.05	-	-	-	-	-	-	-	-	
	Pronamide	mg/kg	0.002	-	-	-	-	-	-	-	-	
	Propazine	mg/kg	0.05	-	-	-	-	-	-	-	-	
	Propiconazole	mg/kg	-	-	-	-	-	-	-	-	-	
	Propoxycarbazono-sodium	mg/kg	-	-	-	-	-	-	-	-	-	
	Simazine	mg/kg	0.05	-	-	-	-	-	-	-	-	
	Terbutryn	mg/kg	0.05	-	-	-	-	-	-	-	-	
	Terbutylazine	mg/kg	0.05	-	-	-	-	-	-	-	-	
	Phosalone	mg/kg	0.005	-	-	-	-	-	-	-	-	
	Phosphamidon	mg/kg	0.005	-	-	-	-	-	-	-	-	
	Triadimefon	mg/kg	0.002	-	-	-	-	-	-	-	-	
	Triallate	mg/kg	0.002	-	-	-	-	-	-	-	-	
	Triclopyr	mg/kg	0.1	-	-	-	-	-	-	-	-	
	Tricosan	mg/kg	-	-	-	-	-	-	-	-	-	
	Trifluralin	mg/kg	0.01	-	-	-	-	-	-	-	-	
	Tebuconazole	mg/kg	-	-	-	-	-	-	-	-	-	
	Telodrin	mg/kg	0.05	-	-	-	-	-	-	-	-	
	Triazophos	mg/kg	0.003	-	-	-	-	-	-	-	-	
	SVOC TIC	SVOC TICs - Detect	Detect	-	-	-	-	-	-	-	-	-
		Anthraquinone 9,10-	mg/kg	-	-	-	-	-	-	-	-	-
		SVOC Tentatively Identified Compounds	mg/kg	0.1	-	-	-	-	-	-	-	-
	VOC TIC	Aniline	mg/kg	0.3	-	-	-	-	-	-	-	-
VOC TICs - Detect		Detect	-	-	-	-	-	-	-	-	-	
VOC Tentatively Identified Compounds		mg/kg	0.05	-	-	-	-	-	-	-	-	
Other	Freon 113	mg/kg	0.005	-	-	-	-	-	-	-	-	
	Temperature	°C	-	-	-	-	-	-	-	-	-	
	Conductivity @ 20°C	µS/cm	14	-	-	-	-	-	-	-	-	
	% Stones <4mm	%	0	0	0	0	0	0	0	47.5	44.9	
	Fraction of non-crushable material	%	0	0	0	0	0	0	0	0	0	
	Moisture Content (dried @35°C)	%	-	-	-	-	-	-	-	-	-	
	Moisture Content 105°C	%	0.1	38.2	34.6	30.3	26.2	25.4	57.4	43.2	22.4	21.9
	pH (Lab)	pH Units	1	8.6	7.7	8.9	8.6	8.6	8.1	8.1	9.7	8.9
	Stone Content	%	0.1	0	5.2	3.5	0	0	0	0	3.5	0
	Total Organic Carbon	%	0.02	5.49	9.6	7.3	0.92	0.52	14.5	4.58	0.99	0.34

**Env Stds Comments**  
 #1:GAC is only presented as speciated chromium. 7.7mg/kg is used for hexavalent. If hexavalent chromium (CVI) data is available, a value of 1,500mg/kg r  
 #2:C4SL for lead adopted  
 #3:GAC only presented as speciated mercury. 16mg/kg is used for elemental mercury. If the CSM indicates that elemental mercury is not a CoC and mercury  
 #4:Updated S4UL for nickel  
 #5:S4UL exceeds solubility saturation limit  
 #6:Criteria derived for Al<sup>3</sup>-C16-C35 split between Al<sup>3</sup>-C16-21 & Al<sup>3</sup>-C21-35. Requires summation of fractions to use Al<sup>3</sup>-C16-C35 criteria.  
 #7:Criteria presented is for p-xylene. A separate value is presented for o-xylene.  
 #8:S4UL based on a threshold protective of direct skin contact with phenol

Legend	
38.2	Results exceeds GAC.
<50	Results MDL is greater than GAC.
NAD	No asbestos detected.
-	Determinand has not been tested for.

**Notes**  
 A range is given where a determinand has been analysed for by more than one method.

Chem Group	ChemName	output unit	EQL	Field ID Location Code Sample Depth Range	Matrix Description																	
					BHQ7062-X-3-40-ES-200128		BHQ7062-X-4-10-ES-200128		BHQ7062-X-5-10-ES-200128		BHQ7062-X-6-10-ES-200128		BHQ7062-X-6-40-ES-200128		BHQ7062-X-7-40-ES-200129		BHQ7062-X-7-40-ES32-200129		BHQ7062-X-8-40-ES-200129		BHQ7062-X-8-60-ES-200129	
					BHQ7062	BHQ7062	BHQ7062	BHQ7062	BHQ7062	BHQ7062	BHQ7062	BHQ7062	BHQ7062	BHQ7062	BHQ7062	BHQ7062	BHQ7062	BHQ7062	BHQ7062	BHQ7062	BHQ7062	BHQ7062
					28/01/2020	28/01/2020	28/01/2020	28/01/2020	28/01/2020	28/01/2020	29/01/2020	29/01/2020	29/01/2020	29/01/2020	29/01/2020	29/01/2020	29/01/2020	29/01/2020	29/01/2020			
					LQM S4UL Public Open Space (POS) Residential - 1% SOM																	
					C4SL Public Open Space (POS) Residential																	
Chem Group	ChemName	output unit	EQL																			
Anthrax	Detection of Anthrax (Bacillus Anthracis)	Not isolated	-																			
Metals	Antimony	mg/kg	0.1		0.5	23.1			3.8	3.1			1.6		6							
	Arsenic	mg/kg	0.3	79	79	23.1	52.1	33.8	19.9	18.6	12.2	17.6	15.2	17.2	13	17					13.9	
	Boron	mg/kg	0.5	21000	21000	4.9	15.7	19.9	19.9	18.6	12.2	17.6	15.2	17.2	13	17					12.4	
	Cadmium	mg/kg	0.02	220	120	0.33	21.37	2.95	0.52	0.56	<0.1	0.48	0.37	0.48	0.37	0.37					0.22	
	Chromium (hexavalent)	mg/kg	0.1	21	7.7	<0.1	<0.1	<0.1	<0.1	<0.1	<0.1	<0.1	<0.1	<0.1	<0.1	<0.1					<0.1	
	Chromium	mg/kg	0.5	21	21	24.3	93.2	62	49.4	43.2	41	45.6	41.6	41.6	34.4						34.4	
	Cobalt	mg/kg	0.1																			
	Copper	mg/kg	0.5		12000	24.8	107.5	706.9	84.2	80.5	55.7	81.6	54.9	81.6	28.6							
	Lead	mg/kg	0.5	630	630	25	852	890	1710	780	234.2	153.8	81	234.2	81							
	Mercury	mg/kg	0.1			<0.1	1.84	2.14	0.54	0.34	0.1	0.42	0.16	0.42	0.16							
	Molybdenum	mg/kg	0.1			<0.2	7.3	14.3	19.1	3.2	1.9	2.5	1.9	3.2	1.9							
	Nickel	mg/kg	0.2			22.7	41.4	128.3	47.2	39.3	37.4	46.3	36.7	46.3	27.7							
	Selenium	mg/kg	0.5		1100	0.5	0.8	0.7	<0.5	<0.5	<0.5	<0.5	<0.5	<0.5	<0.5						<0.5	
	Vanadium	mg/kg	0.2		2000	37.9	53.4	66	83.2	68.1	61.4	57.3	63.6	61.4	48.2							
	Zinc	mg/kg	1.9		81000	60.5	2203	2164	292.3	303.4	180.2	301.2	235.1	301.2	148.2							
Asbestos	Anthophyllite	Detect	-																			
	Asbestos Containing Material	Detect	-																			
	Asbestos Analysis Comments	-	-																			
	Asbestos PCOM Quantification	%	0.001																			
	Asbestos Quantification Total	%	0.001																			
	Asbestos: Actinolite	Detect	-																			
	Additional Asbestos Components (Using TM048)	Comment	-																			
	Crocidolite Asbestos	Detect	-																			
	Asbestos Gravimetric Quantification	%	0.001																			
	Asbestos ID (Stage 1)	Detect	-		NAD	NAD	NAD	NAD	NAD	NAD	NAD	NAD	NAD	NAD	NAD						NAD	
	Chrysotile Asbestos	Detect	-																			
	Amosite Asbestos	Detect	-																			
	Non-Asbestos Fibre	Detect	-																			
	Tremolite	Detect	-																			
Inorganics	Ammoniacal Nitrogen as N	mg/kg	12																			
	Cyanide (Free)	mg/kg	0.5			<0.5	<0.5	<0.5	<0.5	<0.5	<0.5	<0.5	<0.5	<0.5	<0.5						<0.5	
	Cyanide Total	mg/kg	0.5			<0.5	1.4	3.4	1.8	1.4	1.6	1.6	0.8	1.6	0.8						0.8	
	Cyanides-complex	mg/kg	1																			
	Phosphates	mg/kg	4																			
	Coronene	mg/kg	0.3																			
PAH	Naphthalene	mg/kg	0.005	4900	<0.08	0.09	0.14	<0.08	<0.08	<0.08	<0.08	<0.08	<0.08	<0.08	<0.08	<0.08	<0.08	<0.08	<0.08	<0.08	<0.08	
	Acenaphthene	mg/kg	0.008	15000	<0.08	<0.08	<0.08	<0.08	<0.08	<0.08	<0.08	<0.08	<0.08	<0.08	<0.08	<0.08	<0.08	<0.08	<0.08	<0.08	<0.08	
	Acenaphthylene	mg/kg	0.012	15000	<0.08	<0.08	<0.08	<0.08	<0.08	<0.08	<0.08	<0.08	<0.08	<0.08	<0.08	<0.08	<0.08	<0.08	<0.08	<0.08	<0.08	
	Fluoranthene	mg/kg	0.017	3100	<0.08	0.41	3.64	0.16	0.15	0.31	0.11	0.59	0.08	0.59	0.08						0.08	
	Anthracene	mg/kg	0.016	74000	<0.08	0.12	0.12	<0.08	<0.08	<0.08	<0.08	<0.08	<0.08	<0.08	<0.08						0.08	
	Phenanthrene	mg/kg	0.015	3100	<0.08	0.16	0.71	<0.08	0.08	0.09	0.09	0.49	0.08	0.49	0.08						0.08	
	Fluorene	mg/kg	0.01	9000	<0.08	<0.08	<0.08	<0.08	<0.08	<0.08	<0.08	<0.08	<0.08	<0.08	<0.08						0.08	
	Chrysene	mg/kg	0.01	57	<0.08	0.43	4.24	0.11	0.13	0.21	0.2	0.2	0.2	0.2	0.2						0.08	
	Pyrene	mg/kg	0.015	7400	<0.08	0.38	3.67	0.13	0.13	0.24	0.09	0.46	0.08	0.46	0.08						0.08	
	Benzo(a)anthracene	mg/kg	0.014	29	<0.08	0.39	3.84	0.1	0.11	0.14	0.18	0.18	0.18	0.18	0.18						0.08	
	Benzo(b)fluoranthene	mg/kg	0.015	7.1	<0.08	0.64	4	0.15	0.17	0.17	0.21	0.21	0.21	0.21	0.21						0.08	
	Benzo(k)fluoranthene	mg/kg	0.014	190	<0.08	0.21	1.19	<0.08	<0.08	<0.08	<0.08	<0.08	<0.08	<0.08	<0.08						0.08	
	Benzo(a)pyrene	mg/kg	0.015	5.7	<0.08	0.41	2.32	0.09	0.11	0.11	0.11	0.11	0.11	0.11	0.11						0.08	
	Dibenz(a,h)anthracene	mg/kg	0.023	0.57	<0.08	<0.08	<0.08	<0.08	<0.08	<0.08	<0.08	<0.08	<0.08	<0.08	<0.08						0.08	
	Benzo(g,h,i)perylene	mg/kg	0.024	640	<0.08	0.32	0.82	<0.08	<0.08	0.09	<0.08	<0.08	<0.08	0.09	<0.08						0.08	
	Indeno(1,2,3-c,d)pyrene	mg/kg	0.018	82	<0.08	0.34	0.97	<0.08	<0.08	0.1	<0.08	<0.08	<0.08	0.1	<0.08						0.08	
	PAH 16 Total	mg/kg	0.118		<1.28	<4.16	<26.1	<1.54	<1.63	<2.58	<1.75	<3.44	<1.7	<3.44	<1.7						<1.7	
TPH CWG	>C6-C8 Aliphatics	mg/kg	0.01		<0.2	<0.2	<0.2	<0.2	<0.2	<0.2	<0.2	<0.2	<0.2	<0.2	<0.2						<0.2	
	>C6-C7 Aliphatics	mg/kg	0.2	600000	<0.2	<0.2	<0.2	<0.2	<0.2	<0.2	<0.2	<0.2	<0.2	<0.2	<0.2						<0.2	
	>C6-C8 Aliphatics	mg/kg	0.01		<0.2	<0.2	<0.2	<0.2	<0.2	<0.2	<0.2	<0.2	<0.2	<0.2	<0.2						<0.2	
	>C10-C44 Aliphatics	mg/kg	5		-	-	-	-	-	-	-	-	-	-	-						-	
	>C7-C8 Aliphatics	mg/kg	0.2		<0.2	<0.2	<0.2	<0.2	<0.2	<0.2	<0.2	<0.2	<0.2	<0.2	<0.2						<0.2	
	>C10-C44 Aliphatics/Aromatics	mg/kg	10		-	-	-	-	-	-	-	-	-	-	-						-	
	>C8-C10 Aliphatics	mg/kg	0.01	13000	<0.2	<0.2	<0.2	<0.2	<0.2	<0.2	<0.2	<0.2	<0.2	<0.2	<0.2						<0.2	
	>C10-C12 Aliphatics	mg/kg	0.01	13000	<0.2	<0.2	<0.2	<0.2	<0.2	<0.2	<0.2	<0.2	<0.2	<0.2	<0.2						<0.2	
	>C12-C16 Aliphatics	mg/kg	0.1	19000	<0.2	<0.2	<0.2	<0.2	<0.2	<0.2	<0.2	<0.2	<0.2	<0.2	<0.2						<0.2	
	>C16-C21 Aliphatics	mg/kg	0.1	125000 <sup>RM</sup>	<0.2	7.49	26.9	4.98	7.42	13.3	6.42	13.3	6.42	13.3	6.42							



Chem Group	ChemName	output unit	EQL	Matrix Description										
				LQM S4UL Public Open Space (POS) Residential - 1% SOM										
				Field ID	Location Code	Sample Depth	Range	Sampled Date	Time	Time	Time	Time	Time	Time
				BH07062-X-3.40-ES-200128	BH07062-X-4.10-ES-200128	BH07062-X-5.10-ES-200128	BH07062-X-6.10-ES-200128	BH07062-X-6.40-ES-200128	BH07062-X-7.40-ES-200129	BH07062-X-7.40-ES-200129	BH07062-X-8.40-ES-200129	BH07062-X-8.60-ES-200129		
				3.4	4.1	5.1	6.1	6.4	7.4	7.4	8.4	8.6		
				28/01/2020	28/01/2020	28/01/2020	28/01/2020	28/01/2020	29/01/2020	29/01/2020	29/01/2020	29/01/2020		
				C4SL Public Open Space (POS) Residential										
TPH	>C6-C8	mg/kg	0.02	<0.2	<0.2	<0.2	<0.2	<0.2	<0.2	<0.2	<0.2	<0.2		
	>C6-C7	mg/kg	0.02	<0.2	<0.2	<0.2	<0.2	<0.2	<0.2	<0.2	<0.2	<0.2		
	>C7-C8	mg/kg	0.02	<0.2	<0.2	<0.2	<0.2	<0.2	<0.2	<0.2	<0.2	<0.2		
	>C6-C9	mg/kg	0.2	-	-	-	-	-	-	-	-	-		
	>C8-C10	mg/kg	0.02	<0.2	<0.2	<0.2	<0.2	<0.2	<0.2	<0.2	<0.2	<0.2		
	>C10-C12	mg/kg	0.02	-	-	-	-	-	-	-	-	<2		
	>C12-C16	mg/kg	2	-	-	-	-	-	-	-	-	<2		
	>C16-C21	mg/kg	2	-	-	-	-	-	-	-	-	6.81		
	>C21-C28	mg/kg	35	-	-	-	-	-	-	-	-	<2		
	>C21-C35	mg/kg	4.38	-	-	-	-	-	-	-	-	31		
	>C28-C35	mg/kg	35	-	-	-	-	-	-	-	-	<2		
	>C31-C40	mg/kg	10	-	-	-	-	-	-	-	-	35.8		
	>C35-C40	mg/kg	35	-	-	-	-	-	-	-	-	<2		
	GRO >C5-10	mg/kg	0.02	-	-	-	-	-	-	-	-	<2		
	TPH >C8-C40	mg/kg	10	-	-	-	-	-	-	-	-	<45.1		
	EPH >C5-40	mg/kg	35	-	-	-	-	-	-	-	-	<2		
	EPH >C10-40	mg/kg	35	-	-	-	-	-	-	-	-	<2		
	GRO	mg/kg	0.2	<0.2	<0.2	<0.2	<0.2	<0.2	<0.2	<0.2	<0.2	<2		
	GRO >C5-12	mg/kg	0.1	-	-	-	-	-	-	-	-	<2		
	TPH by GC/ED (AR)	mg/kg	10	-	-	-	-	-	-	-	-	45		
BTEX and MTE	Benzene	mg/kg	0.001	140	72	<0.001	<0.01 - 0.002	<0.01 - 0.003	<0.001	<0.001	<0.001	<0.001		
	Toluene	mg/kg	0.005	56000	56000	<0.005	<0.005	<0.005	<0.005	<0.005	<0.005	<0.005		
	Ethylbenzene	mg/kg	0.002	24000	24000	<0.002	<0.002	<0.002	<0.002	<0.002	<0.002	<0.002		
	Xylene (m & o)	mg/kg	0.004	41000	41000	<0.004	<0.004	<0.004	<0.004	<0.004	<0.004	<0.004		
	Xylene (p)	mg/kg	0.002	41000	41000	<0.002	<0.002	<0.002	<0.002	<0.002	<0.002	<0.002		
	Xylene Total	mg/kg	0.02	<0.03	<0.03	<0.03	<0.03	<0.03	<0.03	<0.03	<0.03	<0.03		
	MTE	mg/kg	0.001	-	-	-	-	-	-	-	-	-		
	Total BTEX	mg/kg	0.04	-	-	-	-	-	-	-	-	-		
VOC	Styrene	mg/kg	0.001	-	-	-	-	-	-	-	-	-		
	cis-1,3-dichloroethene	mg/kg	0.001	-	-	-	-	-	-	-	-	-		
	trans-1,3-dichloroethene	mg/kg	0.001	-	-	-	-	-	-	-	-	-		
	1,1,1,2-tetrachloroethane	mg/kg	0.001	1400	1400	-	-	-	-	-	-	-		
	1,1,1-trichloroethane	mg/kg	0.001	140000	140000	-	-	-	-	-	-	-		
	1,1,2,2-tetrachloroethane	mg/kg	0.001	1400	1400	-	-	-	-	-	-	-		
	1,1,2-dichloroethane	mg/kg	0.001	-	-	-	-	-	-	-	-	-		
	1,1-dichloroethane	mg/kg	0.001	-	-	-	-	-	-	-	-	-		
	1,1-dichloroethene	mg/kg	0.001	-	-	-	-	-	-	-	-	-		
	1,1-dichloroethene	mg/kg	0.001	-	-	-	-	-	-	-	-	-		
	1,2-dichloroethane	mg/kg	0.001	-	-	-	-	-	-	-	-	-		
	1,2-dichloroethene	mg/kg	0.001	-	-	-	-	-	-	-	-	-		
	1,2-dibromo-3-chloropropane	mg/kg	0.001	-	-	-	-	-	-	-	-	-		
	1,2-dibromoethane	mg/kg	0.001	-	-	-	-	-	-	-	-	-		
	1,2-dichloroethane	mg/kg	0.001	29	29	-	-	-	-	-	-	-		
	1,2-dichloroethene	mg/kg	0.001	-	-	-	-	-	-	-	-	-		
	1,3,5-trimethylbenzene	mg/kg	0.001	-	-	-	-	-	-	-	-	-		
	1,3-dichloropropane	mg/kg	0.001	-	-	-	-	-	-	-	-	-		
	2,2-dichloropropane	mg/kg	0.001	-	-	-	-	-	-	-	-	-		
	2-chlorotoluene	mg/kg	0.001	-	-	-	-	-	-	-	-	-		
	4-chlorotoluene	mg/kg	0.001	-	-	-	-	-	-	-	-	-		
	Bromobenzene	mg/kg	0.001	-	-	-	-	-	-	-	-	-		
	Bromochloromethane	mg/kg	0.001	-	-	-	-	-	-	-	-	-		
	Bromodichloromethane	mg/kg	0.001	-	-	-	-	-	-	-	-	-		
	Bromoform	mg/kg	0.001	-	-	-	-	-	-	-	-	-		
	Bromomethane	mg/kg	0.001	-	-	-	-	-	-	-	-	-		
	Carbon disulfide	mg/kg	0.007	11000	11000	-	-	-	-	-	-	-		
	Carbon tetrachloride	mg/kg	0.001	890	890	-	-	-	-	-	-	-		
	Chlorobromomethane	mg/kg	0.001	-	-	-	-	-	-	-	-	-		
	Chloroethane	mg/kg	0.002	-	-	-	-	-	-	-	-	-		
	Chloroform	mg/kg	0.001	2500	2500	-	-	-	-	-	-	-		
	Chloromethane	mg/kg	0.003	-	-	-	-	-	-	-	-	-		
	cis-1,2-dichloroethene	mg/kg	0.005	-	-	-	-	-	-	-	-	-		
	Dibromomethane	mg/kg	0.001	-	-	-	-	-	-	-	-	-		
	Dichlorodifluoromethane	mg/kg	0.001	-	-	-	-	-	-	-	-	-		
	Dichloromethane	mg/kg	0.01	-	-	-	-	-	-	-	-	-		
	Isopropylbenzene	mg/kg	0.001	-	-	-	-	-	-	-	-	-		
	m-butylbenzene	mg/kg	0.001	-	-	-	-	-	-	-	-	-		
	n-propylbenzene	mg/kg	0.001	-	-	-	-	-	-	-	-	-		
	p-isocrotyltoluene	mg/kg	0.001	-	-	-	-	-	-	-	-	-		
	sec-butylbenzene	mg/kg	0.001	-	-	-	-	-	-	-	-	-		
	Trichloroethene	mg/kg	0.001	120	120	-	-	-	-	-	-	-		
	tert-butylbenzene	mg/kg	0.001	-	-	-	-	-	-	-	-	-		
	Tetrachloroethene	mg/kg	0.003	1400	1400	-	-	-	-	-	-	-		
	trans-1,2-dichloroethene	mg/kg	0.001	-	-	-	-	-	-	-	-	-		
	Trichlorofluoromethane	mg/kg	0.001	-	-	-	-	-	-	-	-	-		
	Vinyl chloride	mg/kg	0.001	3.5	3.5	-	-	-	-	-	-	-		
	tert-Amyl methyl ether	mg/kg	0.01	-	-	-	-	-	-	-	-	-		
VOC/SVOC	1,2,3-trichlorobenzene	mg/kg	0.001	-	-	-	-	-	-	-	-	-		
	1,2,4-trichlorobenzene	mg/kg	0.003	-	-	-	-	-	-	-	-	-		
	1,2-dichlorobenzene	mg/kg	0.001	-	-	-	-	-	-	-	-	-		
	1,3,5-Trichlorobenzene	mg/kg	0.001	-	-	-	-	-	-	-	-	-		
	1,3-dichlorobenzene	mg/kg	0.001	-	-	-	-	-	-	-	-	-		
	1,4-dichlorobenzene	mg/kg	0.001	-	-	-	-	-	-	-	-	-		
	Chlorobenzene	mg/kg	0.001	11000	11000	-	-	-	-	-	-	-		
	Hexachlorobutadiene	mg/kg	0.002	25	25	-	-	-	-	-	-	-		

Chem Group	ChemName	output unit	EQL	Matrix Description										
				LQM S4UL Public Open Space (POS) Residential - 1% SOM										
				Field ID	Location Code	Sample Depth	Range	Sampled Date	Time	Time	Time	Time	Time	Time
				BH07062-X-3.40-ES-200128	BH07062-X-4.10-ES-200128	BH07062-X-5.10-ES-200128	BH07062-X-6.10-ES-200128	BH07062-X-6.40-ES-200128	BH07062-X-7.40-ES-200129	BH07062-X-7.40-ES32-200129	BH07062-X-8.40-ES-200129	BH07062-X-8.60-ES-200129		
				BH07062	BH07062	BH07062	BH07062	BH07062	BH07062	BH07062	BH07062	BH07062		
				3.4	4.1	5.1	6.1	6.4	7.4	7.4	8.4	8.6		
				28/01/2020	28/01/2020	28/01/2020	28/01/2020	28/01/2020	29/01/2020	29/01/2020	29/01/2020	29/01/2020		
				C4SL Public Open Space (POS) Residential										
SVOC	Benzyl alcohol	mg/kg	0.5	-	-	-	-	-	-	-	-	-		
	Diphenyl ether	mg/kg	0.1	-	-	-	-	-	-	-	-	-		
	4-bromophenyl phenyl ether	mg/kg	0.1	-	-	-	-	-	-	-	-	-		
	4-nitroaniline	mg/kg	0.1	-	-	-	-	-	-	-	-	-		
	4-nitrophenol	mg/kg	0.1	-	-	-	-	-	-	-	-	-		
	1,1-Biohexyl	mg/kg	0.1	-	-	-	-	-	-	-	-	-		
	1,2,3,4-tetrachlorobenzene	mg/kg	0.001	830	-	-	-	-	-	-	-	-		
	1-Methylnaphthalene	mg/kg	0.1	-	-	-	-	-	-	-	-	-		
	2,4,5-trichlorophenol	mg/kg	0.1	-	-	-	-	-	-	-	-	-		
	2,4,6-trichlorophenol	mg/kg	0.1	-	-	-	-	-	-	-	-	-		
	2,4-dichlorophenol	mg/kg	0.1	-	-	-	-	-	-	-	-	-		
	2,4-dimethylphenol	mg/kg	0.1	-	-	-	-	-	-	-	-	-		
	2,4-dinitrophenol	mg/kg	0.5	-	-	-	-	-	-	-	-	-		
	2,4-dinitrotoluene	mg/kg	0.1	-	-	-	-	-	-	-	-	-		
	2,6-dinitrotoluene	mg/kg	0.1	-	-	-	-	-	-	-	-	-		
	2-chloronaphthalene	mg/kg	0.1	-	-	-	-	-	-	-	-	-		
	2-chlorophenol	mg/kg	0.1	-	-	-	-	-	-	-	-	-		
	2-methylnaphthalene	mg/kg	0.1	-	-	-	-	-	-	-	-	-		
	2-methylphenol	mg/kg	0.1	-	-	-	-	-	-	-	-	-		
	2-nitroaniline	mg/kg	0.1	-	-	-	-	-	-	-	-	-		
	2-nitrophenol	mg/kg	0.1	-	-	-	-	-	-	-	-	-		
	3-nitroaniline	mg/kg	0.1	-	-	-	-	-	-	-	-	-		
	4,6-Dinitro-2-methylphenol	mg/kg	0.2	-	-	-	-	-	-	-	-	-		
	4-chloro-3-methylphenol	mg/kg	0.1	-	-	-	-	-	-	-	-	-		
	4-chloroaniline	mg/kg	0.1	-	-	-	-	-	-	-	-	-		
	4-chlorophenol	mg/kg	0.5	620	-	-	-	-	-	-	-	-		
	4-chlorophenyl phenyl ether	mg/kg	0.1	-	-	-	-	-	-	-	-	-		
	4-methylphenol	mg/kg	0.1	-	-	-	-	-	-	-	-	-		
	Azobenzene	mg/kg	0.1	-	-	-	-	-	-	-	-	-		
	Benzic Acid	mg/kg	0.5	-	-	-	-	-	-	-	-	-		
	Bis(2-chlorophenyl) methane	mg/kg	0.1	-	-	-	-	-	-	-	-	-		
	Bis(2-chloroethyl) ether	mg/kg	0.1	-	-	-	-	-	-	-	-	-		
	Bis(2-chloroisopropyl) ether	mg/kg	0.1	-	-	-	-	-	-	-	-	-		
	Bis(2-ethylhexyl) phthalate	mg/kg	0.1	-	-	-	-	-	-	-	-	-		
	Butyl benzyl phthalate	mg/kg	0.1	-	-	-	-	-	-	-	-	-		
	Cabazole	mg/kg	0.1	-	-	-	-	-	-	-	-	-		
	Dibenzofuran	mg/kg	0.1	-	-	-	-	-	-	-	-	-		
	Diethylphthalate	mg/kg	0.1	-	-	-	-	-	-	-	-	-		
	Dimethyl phthalate	mg/kg	0.1	-	-	-	-	-	-	-	-	-		
	Di-n-butyl phthalate	mg/kg	0.1	-	-	-	-	-	-	-	-	-		
	Di-n-octyl phthalate	mg/kg	0.1	-	-	-	-	-	-	-	-	-		
	Hexachlorobenzene	mg/kg	0.002	16	-	-	-	-	-	-	-	-		
	Hexachlorocyclopentadiene	mg/kg	0.1	-	-	-	-	-	-	-	-	-		
	Hexachloroethane	mg/kg	0.1	-	-	-	-	-	-	-	-	-		
	Isobutylene	mg/kg	0.1	-	-	-	-	-	-	-	-	-		
	Nitrobenzene	mg/kg	0.1	-	-	-	-	-	-	-	-	-		
	N-nitrosodipropylamine	mg/kg	0.1	-	-	-	-	-	-	-	-	-		
	n-Nitrosodiphenylamine	mg/kg	0.1	-	-	-	-	-	-	-	-	-		
	Pentachlorobenzene	mg/kg	0.001	100	-	-	-	-	-	-	-	-		
	Pentachloronitrobenzene	mg/kg	0.05	-	-	-	-	-	-	-	-	-		
	Pentachlorophenol	mg/kg	0.1	60	-	-	-	-	-	-	-	-		
PCB	PCB-110	mg/kg	-	-	-	-	-	-	-	-	-	-		
	PCB-128	mg/kg	-	-	-	-	-	-	-	-	-	-		
	PCB-141	mg/kg	-	-	-	-	-	-	-	-	-	-		
	PCB-149	mg/kg	-	-	-	-	-	-	-	-	-	-		
	PCB-151	mg/kg	-	-	-	-	-	-	-	-	-	-		
	PCB-158	mg/kg	-	-	-	-	-	-	-	-	-	-		
	PCB-170	mg/kg	-	-	-	-	-	-	-	-	-	-		
	PCB-18	mg/kg	-	-	-	-	-	-	-	-	-	-		
	PCB-183	mg/kg	-	-	-	-	-	-	-	-	-	-		
	PCB-187	mg/kg	-	-	-	-	-	-	-	-	-	-		
	PCB-194	mg/kg	-	-	-	-	-	-	-	-	-	-		
	PCB-31	mg/kg	-	-	-	-	-	-	-	-	-	-		
	PCB-44	mg/kg	-	-	-	-	-	-	-	-	-	-		
	PCB-49	mg/kg	-	-	-	-	-	-	-	-	-	-		
	2,2,4-tetrachloro-1,1-Biphenyl	mg/kg	-	-	-	-	-	-	-	-	-	-		
	2,3,4,4-tetrachloro-1,1-Biphenyl	mg/kg	-	-	-	-	-	-	-	-	-	-		
	Heptachlorobiphenyl, 2,3,3,4,4,5,5- (PCB 189)	mg/kg	0.003	<0.005	<0.005	<0.005	<0.005	<0.005	<0.005	<0.005	<0.005	<0.005		
	Hexachlorobiphenyl, 2,3,3,4,4,5- (PCB 156)	mg/kg	0.003	<0.005	<0.005	<0.005	<0.005	<0.005	<0.005	<0.005	<0.005	<0.005		
	Hexachlorobiphenyl, 2,3,3,4,4,5- (PCB 157)	mg/kg	0.003	<0.005	<0.005	<0.005	<0.005	<0.005	<0.005	<0.005	<0.005	<0.005		
	Hexachlorobiphenyl, 2,3,4,4,5,5- (PCB 167)	mg/kg	0.003	<0.005	<0.005	<0.005	<0.005	<0.005	<0.005	<0.005	<0.005	<0.005		
	Hexachlorobiphenyl, 3,3,4,4,5,5- (PCB 169)	mg/kg	0.003	<0.005	<0.005	0.0107	<0.005	<0.005	<0.005	<0.005	<0.005	<0.005		
	PCB 101	mg/kg	0.003	<0.005	0.0105	<0.005	<0.005	<0.005	<0.005	0.00818	<0.005	<0.005		
	PCB 118	mg/kg	0.003	<0.005	<0.005	<0.005	<0.005	<0.005	<0.005	<0.005	<0.005	<0.005		
	PCB 138	mg/kg	0.003	<0.005	0.196	0.0551	<0.005	<0.005	<0.005	<0.005	<0.005	<0.005		
	PCB 153	mg/kg	0.003	<0.005	0.758	0.0077	<0.005	<0.005	<0.005	<0.005	<0.005	<0.005		
	PCB 180	mg/kg	0.003	<0.005	<0.005	0.00736	<0.005	<0.005	<0.005	<0.005	<0.005	<0.005		
	PCB 28	mg/kg	0.003	<0.005	<0.005	<0.005	<0.005	<0.005	<0.005	0.0151	<0.005	<0.005		
	PCB 52	mg/kg	0.003	<0.005	<0.005	0.0063	<0.005	<0.005	<0.005	0.00852	<0.005	<0.005		
	Pentachlorobiphenyl, 2,3,3,4,4- (PCB 105)	mg/kg	0.003	<0.005	<0.005	<0.005	<0.005	<0.005	<0.005	<0.005	<0.005	<0.005		
	Pentachlorobiphenyl, 2,3,4,4,5- (PCB 114)	mg/kg	0.003	<0.005	<0.005	<0.005	<0.005	<0.005	<0.005	<0.005	<0.005	<0.005		
	Pentachlorobiphenyl, 2,3,4,4,5- (PCB 123)	mg/kg	0.003	<0.005	<0.005	<0.005	<0.005	<0.005	<0.005	<0.005	<0.005	<0.005		
	Pentachlorobiphenyl, 3,3,4,4,5- (PCB 126)	mg/kg	0.003	<0.005	<0.005	<0.005	<0.005	<0.005	<0.005	<0.005	<0.005	<0.005		
	Tetrachlorobiphenyl, 3,3,4,4- (PCB 77)	mg/kg	0.003	<0.005	<0.005	<0.005	<0.005	<0.005	<0.005	<0.005	<0.005	<0.005		
	Tetrachlorobiphenyl, 3,4,4,5- (PCB 81)	mg/kg	0.003	<0.005	<0.005	<0.005	<0.005	<0.005	<0.005	<0.005	<0.005	<0.005		
	Total PCB 7 congeners	mg/kg	0.021	-	-	-	-	-	-	-	-	-		
	Total PCB WHO 12	mg/kg	0.036	-	-	-	-	-	-	-	-	-		





Chem Group	ChemName	output unit	EQL	C4SL Public Open Space (POS) Residential	LQM S4UL Public Open Space (POS) Residential - 1% SOM	Matrix Description														
						Field ID		Location Code		Sample Depth Range		Sampled Date Time		Matrix Description						
						BH07063-X-0.05-ES-200121	BH07063-X-0.05-ES-200121	BH07063-X-11.50-ES-200319	BH07063-X-19.25-ES-200320	BH07063-X-19.25-ES174-200320	BH07063-X-2.00-ES-200317	BH07063-X-26.10-ES-200428	BH07063-X-26.30-ES-200429	BH07063-X-3.00-ES-200317						
Anthrax	Detection of Anthrax (Bacillus Anthracis)	Not Isolated	-	-	-	-	-	-	-	-	-	-	-	-	-	-	-	-	-	-
Metals	Antimony	mg/kg	0.1	-	-	-	-	-	-	-	-	-	-	-	-	-	-	-	-	-
	Arsenic	mg/kg	0.3	79	79	9.8	10.5	16.5	8.5	7.6	1.6	10.3	2.8	3.7	5.2	0.5	-	-	-	-
	Boron	mg/kg	0.5	21000	21000	3.2	3.2	28.9	3.9	3.6	3.6	0.8	0.7	1.2	-	-	-	-	-	-
	Cadmium	mg/kg	0.02	220	120	0.33	0.35	0.33	0.18	0.16	0.51	0.12	0.24	0.16	-	-	-	-	-	-
	Chromium (hexavalent)	mg/kg	0.1	21	7.7	<0.1	<0.1	<0.1	<0.1	<0.1	<0.1	<0.1	<0.1	<0.1	<0.1	<0.1	<0.1	<0.1	<0.1	<0.1
	Chromium	mg/kg	0.5	21	21	32.2	36.2	24.2	23.8	22.5	90	336.8	112.4	61.3	-	-	-	-	-	-
	Cobalt	mg/kg	0.1	-	-	-	-	-	-	-	-	-	-	-	-	-	-	-	-	-
	Copper	mg/kg	0.5	630	12000	34.4	35.9	117.2	8.2	7.8	38	11.7	7.6	14.1	-	-	-	-	-	-
	Lead	mg/kg	0.5	630	47.7	47.7	71.8	84.4	6.5	6.3	89.4	2.6	3.9	22.1	-	-	-	-	-	-
	Mercury	mg/kg	0.1	-	23	<0.1	<0.1	0.11	<0.1	<0.1	0.24	<0.1	<0.1	<0.1	-	-	-	-	-	-
	Molybdenum	mg/kg	0.1	-	-	-	-	-	-	-	4.1	-	-	3	-	-	-	-	-	-
	Nickel	mg/kg	0.2	-	2300	28.9	31.6	22.2	11.5	11.2	30.3	50.4	12.5	12.2	-	-	-	-	-	-
	Selenium	mg/kg	0.5	-	1100	<0.5	0.6	<0.5	<0.5	<0.5	<0.5	<0.5	<0.5	<0.5	<0.5	<0.5	<0.5	<0.5	<0.5	<0.5
	Vanadium	mg/kg	0.2	-	2000	-	-	-	-	-	58.8	-	-	52.2	-	-	-	-	-	-
	Zinc	mg/kg	1.9	-	81000	99.3	116.6	141.4	40.4	39.4	82.2	8.6	20.8	33.6	-	-	-	-	-	-
Asbestos	Anthophyllite	Detect	-	-	-	-	-	-	-	-	-	-	-	-	-	-	-	-	-	-
	Asbestos Containing Material	Detect	-	-	-	-	-	-	-	-	-	-	-	-	-	-	-	-	-	-
	Asbestos Analysis Comments	-	-	-	-	-	-	-	-	-	-	-	-	-	-	-	-	-	-	-
	Asbestos PCOM Quantification	%	0.001	-	-	-	-	-	-	-	-	-	-	-	-	-	-	-	-	-
	Asbestos Quantification Total	%	0.001	-	-	-	-	-	-	-	-	-	-	-	-	-	-	-	-	-
	Asbestos: Actinolite	Detect	-	-	-	-	-	-	-	-	-	-	-	-	-	-	-	-	-	-
	Additional Asbestos Components (Using TM048)	Comment	-	-	-	-	-	-	-	-	-	-	-	-	-	-	-	-	-	-
	Crocidolite Asbestos	Detect	-	-	-	-	-	-	-	-	-	-	-	-	-	-	-	-	-	-
	Asbestos Gravimetric Quantification	%	0.001	-	-	-	-	-	-	-	-	-	-	-	-	-	-	-	-	-
	Asbestos ID (Stage 1)	Detect	-	NAD	NAD	NAD	NAD	NAD	NAD	NAD	NAD	NAD	NAD	NAD	NAD	NAD	NAD	NAD	NAD	NAD
	Chrysotile Asbestos	Detect	-	-	-	-	-	-	-	-	-	-	-	-	-	-	-	-	-	-
	Amosite Asbestos	Detect	-	-	-	-	-	-	-	-	-	-	-	-	-	-	-	-	-	-
	Non-Asbestos Fibre	Detect	-	-	-	-	-	-	-	-	-	-	-	-	-	-	-	-	-	-
	Tremolite	Detect	-	-	-	-	-	-	-	-	-	-	-	-	-	-	-	-	-	-
Inorganics	Ammoniacal Nitrogen as N	mg/kg	12	-	-	-	-	-	-	-	-	-	-	-	-	-	-	-	-	-
	Cyanide (Free)	mg/kg	0.5	-	<0.5	<0.5	<0.5	<0.5	<0.5	<0.5	<0.5	<0.5	<0.5	<0.5	<0.5	<0.5	<0.5	<0.5	<0.5	<0.5
	Cyanide Total	mg/kg	0.5	-	<0.5	<0.5	<0.5	<0.5	<0.5	<0.5	<0.5	<0.5	<0.5	<0.5	<0.5	<0.5	<0.5	<0.5	<0.5	<0.5
	Cyanides-complex	mg/kg	1	-	-	-	-	-	-	-	-	-	-	-	-	-	-	-	-	-
	Phosphates	mg/kg	4	-	-	-	-	-	-	-	-	-	-	-	-	-	-	-	-	-
PAH	Coronene	mg/kg	0.3	-	-	-	-	-	-	-	-	-	-	-	-	-	-	-	-	-
	Naphthalene	mg/kg	0.005	4900	<0.08	<0.08	<0.08	<0.08	<0.08	<0.08	0.13	<0.08	<0.005	<0.08	-	-	-	-	-	-
	Acenaphthene	mg/kg	0.008	15000	<0.08	<0.08	<0.08	<0.08	<0.08	<0.08	0.37	<0.08	<0.08	<0.08	<0.08	<0.08	<0.08	<0.08	<0.08	<0.08
	Acenaphthylene	mg/kg	0.012	19000	<0.08	<0.08	<0.08	<0.08	<0.08	<0.08	0.1	<0.08	<0.08	<0.08	<0.08	<0.08	<0.08	<0.08	<0.08	<0.08
	Fluoranthene	mg/kg	0.017	3100	0.17	0.19	<0.08	<0.08	<0.08	<0.08	9.44	<0.08	<0.08	0.12	-	-	-	-	-	-
	Anthracene	mg/kg	0.016	74000	<0.08	<0.08	<0.08	<0.08	<0.08	<0.08	0.55	<0.08	<0.08	<0.08	<0.08	<0.08	<0.08	<0.08	<0.08	<0.08
	Phenanthrene	mg/kg	0.015	3100	0.1	0.12	<0.08	<0.08	<0.08	<0.08	0.8	<0.08	<0.08	<0.08	<0.08	<0.08	<0.08	<0.08	<0.08	<0.08
	Fluorene	mg/kg	0.01	9900	<0.08	<0.08	<0.08	<0.08	<0.08	<0.08	0.36	<0.08	<0.08	<0.08	<0.08	<0.08	<0.08	<0.08	<0.08	<0.08
	Chrysene	mg/kg	0.01	57	<0.08	0.13	<0.08	<0.08	<0.08	<0.08	3.7	<0.08	<0.08	0.08	-	-	-	-	-	-
	Pyrene	mg/kg	0.015	7400	0.16	0.19	<0.08	<0.08	<0.08	<0.08	6.72	<0.08	<0.08	0.1	-	-	-	-	-	-
	Benzo[a]anthracene	mg/kg	0.014	29	0.09	0.11	<0.08	<0.08	<0.08	<0.08	3.18	<0.08	<0.08	<0.08	<0.08	<0.08	<0.08	<0.08	<0.08	<0.08
	Benzo[b]fluoranthene	mg/kg	0.015	7.1	0.12	0.13	<0.08	<0.08	<0.08	<0.08	4.29	<0.08	<0.08	<0.08	<0.08	<0.08	<0.08	<0.08	<0.08	<0.08
	Benzo[k]fluoranthene	mg/kg	0.014	190	0.09	<0.08	<0.08	<0.08	<0.08	<0.08	1.54	<0.08	<0.08	<0.08	<0.08	<0.08	<0.08	<0.08	<0.08	<0.08
	Benzo[a]pyrene	mg/kg	0.015	5.7	0.1	0.11	<0.08	<0.08	<0.08	<0.08	2.87	<0.08	<0.08	<0.08	<0.08	<0.08	<0.08	<0.08	<0.08	<0.08
	Dibenz[a,h]anthracene	mg/kg	0.023	0.57	<0.08	<0.08	<0.08	<0.08	<0.08	<0.08	0.36	<0.08	<0.08	<0.08	<0.08	<0.08	<0.08	<0.08	<0.08	<0.08
	Benzo[g,h,i]perylene	mg/kg	0.024	640	<0.08	<0.08	<0.08	<0.08	<0.08	<0.08	1.56	<0.08	<0.08	<0.08	<0.08	<0.08	<0.08	<0.08	<0.08	<0.08
	Indeno[1,2,3-c,d]pyrene	mg/kg	0.018	82	<0.08	0.08	<0.08	<0.08	<0.08	<0.08	1.93	<0.08	<0.08	<0.08	<0.08	<0.08	<0.08	<0.08	<0.08	<0.08
	PAH 16 Total	mg/kg	0.118	-	<1.58	<1.7	<1.28	<1.28	<1.28	<1.28	<37.6	<1.28	<1.28	<1.34	-	-	-	-	-	-
TPH CWG	>C6-C8 Aliphatics	mg/kg	0.01	(see 107000)PS	-	-	-	-	-	-	<0.2	-	<0.2	<0.2	-	-	-	-	-	-
	>C6-C7 Aliphatics	mg/kg	0.2	600000	-	-	-	-	-	-	<0.2	-	<0.2	<0.2	-	-	-	-	-	-
	>C6-C8 Aliphatics	mg/kg	0.01	600000	-	-	-	-	-	-	<0.2	-	<0.2	<0.2	-	-	-	-	-	-
	>C10-C44 Aliphatics	mg/kg	5	-	-	-	-	-	-	-	<0.2	-	<0.2	<0.2	-	-	-	-	-	-
	>C7-C8 Aliphatics	mg/kg	0.2	-	-	-	-	-	-	-	<0.2	-	<0.2	<0.2	-	-	-	-	-	-
	>C10-C44 Aliphatics/Aromatics	mg/kg	10	-	-	-	-	-	-	-	<0.2	-	<0.2	<0.2	-	-	-	-	-	-
	>C8-C10 Aliphatics	mg/kg	0.01	13000	-	-	-	-	-	-	<0.2	-	<0.2	<0.2	-	-	-	-	-	-
	>C10-C12 Aliphatics	mg/kg	0.01	13000	-	-	-	-	-	-	<4	-	<4	<4	-	-	-	-	-	-
	>C12-C16 Aliphatics	mg/kg	0.1	19000	-	-	-	-	-	-	6.73	-	<4	<4	-	-	-	-	-	-
	>C16-C21 Aliphatics	mg/kg	0.1	125000PS	-	-	-	-	-	-	16	-	<4	<4	-	-	-	-	-	-
	>C21-C35 Aliphatics	mg/kg	0.1	125000PS	-	-	-	-	-	-	37.4	-	<8.76	<8.76	-	-	-	-	-	-
	>C35-C44 Aliphatics	mg/kg	0.1	250000	-	-	-	-	-	-	<8.76	-	<8.76	<8.76	-	-	-	-	-	-
	>C5-C10 Aliphatics	mg/kg	0.05	-	-	-	-	-	-	-	<8.76	-	<8.76	<8.76	-	-	-</			

Chem Group	ChemName	output unit	EQL	Matrix Description										
				C4SUL Public Open Space (POS) Residential - 1% SOM										
				Field ID	Location Code	BH07063-X-0.05-ES-200121	BH07063-X-0.05-ES-200121	BH07063-X-11.50-ES-200319	BH07063-X-19.25-ES-200320	BH07063-X-19.25-ES74-200320	BH07063-X-2.00-ES-200317	BH07063-X-26.10-ES-200428	BH07063-X-26.30-ES-200429	BH07063-X-3.00-ES-200317
Sample Depth	Range	0.05	0.05	11.5	19.25	19.25	2	26.1	26.3	3				
				Sample Date	21/01/2020	21/01/2020	19/03/2020	20/03/2020	20/03/2020	17/03/2020	28/04/2020	29/04/2020	17/03/2020	
TPH	>C6-C6	mg/kg	0.02	-	-	-	-	-	-	<0.2	-	-	<0.2	
	>C6-C7	mg/kg	0.02	-	-	-	-	-	-	<0.2	-	-	<0.2	
	>C7-C8	mg/kg	0.02	-	-	-	-	-	-	<0.2	-	-	<0.2	
	>C6-C8	mg/kg	0.2	<0.2	<0.2	<0.2	<0.2	<0.2	<0.2	<0.2	<0.2	<0.2	<0.2	
	>C8-C10	mg/kg	0.02	<2	<2	<2	<2	<2	<2	<2	<2	<2	<2	
	>C10-C12	mg/kg	0.02	<2	<2	<2	<2	<2	<2	<2	<2	<2	<2	
	>C12-C16	mg/kg	2	<2	<2	<2	<2	<2	<2	<2	4.32	2.18	-	
	>C16-C21	mg/kg	2	3.13	2.88	4.19	<2	<2	<2	<2	32.7	10.5	-	
	>C21-C28	mg/kg	35	-	-	-	-	-	-	-	-	-	-	
	>C21-C35	mg/kg	4.38	19.3	19.4	41	<4.38	<4.38	-	-	64.7	32.9	-	
	>C28-C35	mg/kg	35	-	-	-	-	-	-	-	-	-	-	
	>C31-C40	mg/kg	10	23	23.4	51.6	<10	<10	-	-	72.6	37.7	-	
	>C35-C40	mg/kg	35	-	-	-	-	-	-	-	-	-	-	
	GRO >C5-10	mg/kg	0.02	-	-	-	-	-	-	-	-	-	-	
	TPH >C8-C40	mg/kg	10	<28.3	<27.5	<58.4	<10.2	<10.2	-	-	<112.2	<52.8	-	
	EPH >C5-40	mg/kg	35	-	-	-	-	-	-	-	-	-	-	
	EPH >C10-40	mg/kg	35	-	-	-	-	-	-	-	-	-	-	
GRO	mg/kg	0.2	-	-	-	-	-	-	-	<0.2	-	-	<0.2	
TPH by GC/ED (AR)	mg/kg	10	28.1	27.3	58.2	<10	<10	-	-	112	52.6	-		
BTEX and MTEX	Benzene	mg/kg	0.001	140	72	-	-	-	-	<0.01 - 0.001	-	-	<0.001	
	Toluene	mg/kg	0.005	-	56000	-	-	-	-	<0.005	-	-	<0.005	
	Ethylbenzene	mg/kg	0.002	-	24000	-	-	-	-	<0.01	-	-	<0.01	
	Xylene (m & o)	mg/kg	0.004	-	41000	-	-	-	-	<0.004	-	-	<0.004	
	Xylene (p)	mg/kg	0.002	-	41000	-	-	-	-	<0.002	-	-	<0.002	
	Xylene Total	mg/kg	0.02	-	-	-	-	-	-	<0.03	-	-	<0.03	
	MTBE	mg/kg	0.001	-	-	-	-	-	-	-	-	-	<0.001	
	Total BTEX	mg/kg	0.04	-	-	-	-	-	-	-	-	-	-	
	VOC	Styrene	mg/kg	0.001	-	-	-	-	-	-	-	-	-	<0.001
		cis-1,3-dichloroethene	mg/kg	0.001	-	-	-	-	-	-	-	-	-	<0.001
trans-1,3-dichloroethene		mg/kg	0.001	-	-	-	-	-	-	-	-	-	<0.001	
1,1,1,2-tetrachloroethane		mg/kg	0.001	1400	-	-	-	-	-	-	-	-	<0.001	
1,1,1-trichloroethane		mg/kg	0.001	140000	-	-	-	-	-	-	-	-	<0.001	
1,1,2,2-tetrachloroethane		mg/kg	0.001	1400	-	-	-	-	-	-	-	-	<0.001	
1,1,2-trichloroethane		mg/kg	0.001	-	-	-	-	-	-	-	-	-	<0.001	
1,1-dichloroethane		mg/kg	0.001	-	-	-	-	-	-	-	-	-	<0.001	
1,1-dichloroethene		mg/kg	0.001	-	-	-	-	-	-	-	-	-	<0.001	
1,1-dichloroethane		mg/kg	0.001	-	-	-	-	-	-	-	-	-	<0.001	
1,2-dichloroethane		mg/kg	0.001	-	-	-	-	-	-	-	-	-	<0.001	
1,2-dichloroethene		mg/kg	0.001	-	-	-	-	-	-	-	-	-	<0.001	
1,2-dichloropropane		mg/kg	0.001	-	-	-	-	-	-	-	-	-	<0.001	
1,2-dibromo-3-chloropropane		mg/kg	0.001	-	-	-	-	-	-	-	-	-	<0.001	
1,2-dibromoethane		mg/kg	0.001	-	-	-	-	-	-	-	-	-	<0.001	
1,2-dichloroethane		mg/kg	0.001	29	-	-	-	-	-	-	-	-	<0.001	
1,2-dichloroethene		mg/kg	0.001	-	-	-	-	-	-	-	-	-	<0.001	
1,3,5-trimethylbenzene		mg/kg	0.001	-	-	-	-	-	-	-	-	-	<0.001	
1,3-dichloropropane		mg/kg	0.001	-	-	-	-	-	-	-	-	-	<0.001	
2,2-dichloropropane		mg/kg	0.001	-	-	-	-	-	-	-	-	-	<0.001	
2-chlorotoluene		mg/kg	0.001	-	-	-	-	-	-	-	-	-	<0.001	
4-chlorotoluene		mg/kg	0.001	-	-	-	-	-	-	-	-	-	<0.001	
Bromobenzene		mg/kg	0.001	-	-	-	-	-	-	-	-	-	<0.001	
Bromochloromethane		mg/kg	0.001	-	-	-	-	-	-	-	-	-	<0.001	
Bromodichloromethane		mg/kg	0.001	-	-	-	-	-	-	-	-	-	<0.001	
Bromofrom		mg/kg	0.001	-	-	-	-	-	-	-	-	-	<0.001	
Bromomethane		mg/kg	0.001	-	-	-	-	-	-	-	-	-	<0.001	
Carbon disulfide		mg/kg	0.007	11000	-	-	-	-	-	-	-	-	-	
Carbon tetrachloride		mg/kg	0.001	890	-	-	-	-	-	-	-	-	<0.001	
Chlorobromomethane		mg/kg	0.001	-	-	-	-	-	-	-	-	-	<0.001	
Chloroethane		mg/kg	0.002	-	-	-	-	-	-	-	-	-	<0.002	
Chloroform		mg/kg	0.001	2500	-	-	-	-	-	-	-	-	<0.001	
Chloromethane		mg/kg	0.003	-	-	-	-	-	-	-	-	-	<0.003	
cis-1,2-dichloroethene	mg/kg	0.005	-	-	-	-	-	-	-	-	-	<0.005		
Dibromomethane	mg/kg	0.001	-	-	-	-	-	-	-	-	-	<0.001		
Dichlorodifluoromethane	mg/kg	0.001	-	-	-	-	-	-	-	-	-	<0.001		
Dichloromethane	mg/kg	0.01	-	-	-	-	-	-	-	-	-	-		
Isopropylbenzene	mg/kg	0.001	-	-	-	-	-	-	-	-	-	<0.001		
m-butylbenzene	mg/kg	0.001	-	-	-	-	-	-	-	-	-	<0.001		
n-propylbenzene	mg/kg	0.001	-	-	-	-	-	-	-	-	-	<0.001		
p-isocrotyltoluene	mg/kg	0.001	-	-	-	-	-	-	-	-	-	<0.001		
sec-butylbenzene	mg/kg	0.001	-	-	-	-	-	-	-	-	-	<0.001		
Trichloroethene	mg/kg	0.001	120	-	-	-	-	-	-	-	-	<0.001		
tert-butylbenzene	mg/kg	0.001	-	-	-	-	-	-	-	-	-	<0.001		
Tetrachloroethene	mg/kg	0.003	1400	-	-	-	-	-	-	-	-	<0.003		
trans-1,2-dichloroethene	mg/kg	0.001	-	-	-	-	-	-	-	-	-	<0.001		
Trichlorofluoromethane	mg/kg	0.001	-	-	-	-	-	-	-	-	-	<0.001		
Vinyl chloride	mg/kg	0.001	3.5	-	-	-	-	-	-	-	-	<0.001		
tert-Amyl methyl ether	mg/kg	0.01	-	-	-	-	-	-	-	-	-	-		
VOC/SVOC	1,2,3-trichlorobenzene	mg/kg	0.001	1800	-	-	-	-	-	-	-	-	<0.003	
	1,2,4-trichlorobenzene	mg/kg	0.003	15000	-	-	-	-	-	-	-	-	<0.003	
	1,2-dichlorobenzene	mg/kg	0.001	90000	-	-	-	-	-	-	-	-	0.001	
	1,3,5-Trichlorobenzene	mg/kg	0.001	1700	-	-	-	-	-	-	-	-	-	
	1,3-dichlorobenzene	mg/kg	0.001	300	-	-	-	-	-	-	-	-	0.002	
	1,4-dichlorobenzene	mg/kg	0.001	17000	-	-	-	-	-	-	-	-	<0.001	
	Chlorobenzene	mg/kg	0.001	11000	-	-	-	-	-	-	-	-	<0.001	
Hexachlorobutadiene	mg/kg	0.002	25	-	-	-	-	-	-	-	-	-	<0.002	

Chem Group	ChemName	output unit	EQL	Field ID																	
				BH07063-X-0.05-ES-200121		BH07063-X-0.05-ES-200121		BH07063-X-11.50-ES-200319		BH07063-X-19.25-ES-200320		BH07063-X-19.25-ES74-200320		BH07063-X-2.00-ES-200317		BH07063-X-26.10-ES-200428		BH07063-X-26.30-ES-200429		BH07063-X-3.00-ES-200317	
				Location Code	Sample Depth	Location Code	Sample Depth	Location Code	Sample Depth	Location Code	Sample Depth	Location Code	Sample Depth	Location Code	Sample Depth	Location Code	Sample Depth	Location Code	Sample Depth	Location Code	Sample Depth
				C4SL Public Open Space (POS) Residential																	
				LQM S4UL Public Open Space (POS) Residential - 1% SOM																	
				Matrix Description																	
				Sample Date Time																	
				21/01/2020 21/01/2020 19/03/2020 20/03/2020 20/03/2020 17/03/2020 28/04/2020 29/04/2020 17/03/2020																	
SVOC	Benzyl alcohol	mg/kg	0.5	-	-	-	-	-	-	-	-	-	-	-	-	-	-	-	-	-	
	Diphenyl ether	mg/kg	0.1	-	-	-	-	-	-	-	-	-	-	-	-	-	-	-	-	-	
	4-bromophenyl phenyl ether	mg/kg	0.1	-	-	-	-	-	-	-	-	-	-	-	-	-	-	-	-	-	
	4-nitroaniline	mg/kg	0.1	-	-	-	-	-	-	-	-	-	-	-	-	-	-	-	-	-	
	4-nitrophenol	mg/kg	0.1	-	-	-	-	-	-	-	-	-	-	-	-	-	-	-	-	-	
	1,1-Biohexyl	mg/kg	0.1	-	-	-	-	-	-	-	-	-	-	-	-	-	-	-	-	-	
	1,2,3,4-tetrachlorobenzene	mg/kg	0.001	830	-	-	-	-	-	-	-	-	-	-	-	-	-	-	-	-	
	1-Methylnaphthalene	mg/kg	0.1	-	-	-	-	-	-	-	-	-	-	-	-	-	-	-	-	-	
	2,4,5-trichlorophenol	mg/kg	0.1	-	-	-	-	-	-	-	-	-	-	-	-	-	-	-	-	-	
	2,4,6-trichlorophenol	mg/kg	0.1	-	-	-	-	-	-	-	-	-	-	-	-	-	-	-	-	-	
	2,4-dichlorophenol	mg/kg	0.1	-	-	-	-	-	-	-	-	-	-	-	-	-	-	-	-	-	
	2,4-dimethylphenol	mg/kg	0.1	-	-	-	-	-	-	-	-	-	-	-	-	-	-	-	-	-	
	2,4-dinitrophenol	mg/kg	0.5	-	-	-	-	-	-	-	-	-	-	-	-	-	-	-	-	-	
	2,4-dinitrotoluene	mg/kg	0.1	-	-	-	-	-	-	-	-	-	-	-	-	-	-	-	-	-	
	2,6-dinitrotoluene	mg/kg	0.1	-	-	-	-	-	-	-	-	-	-	-	-	-	-	-	-	-	
	2-chloronaphthalene	mg/kg	0.1	-	-	-	-	-	-	-	-	-	-	-	-	-	-	-	-	-	
	2-chlorophenol	mg/kg	0.1	-	-	-	-	-	-	-	-	-	-	-	-	-	-	-	-	-	
	2-methylnaphthalene	mg/kg	0.1	-	-	-	-	-	-	-	-	-	-	-	-	-	-	-	-	-	
	2-methylphenol	mg/kg	0.1	-	-	-	-	-	-	-	-	-	-	-	-	-	-	-	-	-	
	2-nitroaniline	mg/kg	0.1	-	-	-	-	-	-	-	-	-	-	-	-	-	-	-	-	-	
	2-nitrophenol	mg/kg	0.1	-	-	-	-	-	-	-	-	-	-	-	-	-	-	-	-	-	
	3-nitroaniline	mg/kg	0.1	-	-	-	-	-	-	-	-	-	-	-	-	-	-	-	-	-	
	4,6-Dinitro-2-methylphenol	mg/kg	0.2	-	-	-	-	-	-	-	-	-	-	-	-	-	-	-	-	-	
	4-chloro-3-methylphenol	mg/kg	0.1	-	-	-	-	-	-	-	-	-	-	-	-	-	-	-	-	-	
	4-chloroaniline	mg/kg	0.1	-	-	-	-	-	-	-	-	-	-	-	-	-	-	-	-	-	
	4-chlorophenol	mg/kg	0.5	620	-	-	-	-	-	-	-	-	-	-	-	-	-	-	-	-	
	4-chlorophenyl phenyl ether	mg/kg	0.1	-	-	-	-	-	-	-	-	-	-	-	-	-	-	-	-	-	
	4-methylphenol	mg/kg	0.1	-	-	-	-	-	-	-	-	-	-	-	-	-	-	-	-	-	
	Azobenzene	mg/kg	0.1	-	-	-	-	-	-	-	-	-	-	-	-	-	-	-	-	-	
	Benzoic Acid	mg/kg	0.5	-	-	-	-	-	-	-	-	-	-	-	-	-	-	-	-	-	
	Bis(2-chlorophenyl) methane	mg/kg	0.1	-	-	-	-	-	-	-	-	-	-	-	-	-	-	-	-	-	
	Bis(2-chloroethyl) ether	mg/kg	0.1	-	-	-	-	-	-	-	-	-	-	-	-	-	-	-	-	-	
	Bis(2-chloroisopropyl) ether	mg/kg	0.1	-	-	-	-	-	-	-	-	-	-	-	-	-	-	-	-	-	
	Bis(2-ethylhexyl) phthalate	mg/kg	0.1	-	-	-	-	-	-	-	-	-	-	-	-	-	-	-	-	-	
	Butyl benzyl phthalate	mg/kg	0.1	-	-	-	-	-	-	-	-	-	-	-	-	-	-	-	-	-	
	Carbazole	mg/kg	0.1	-	-	-	-	-	-	-	-	-	-	-	-	-	-	-	-	-	
	Dibenzofuran	mg/kg	0.1	-	-	-	-	-	-	-	-	-	-	-	-	-	-	-	-	-	
	Diethylphthalate	mg/kg	0.1	-	-	-	-	-	-	-	-	-	-	-	-	-	-	-	-	-	
	Dimethyl phthalate	mg/kg	0.1	-	-	-	-	-	-	-	-	-	-	-	-	-	-	-	-	-	
	Di-n-butyl phthalate	mg/kg	0.1	-	-	-	-	-	-	-	-	-	-	-	-	-	-	-	-	-	
	Di-n-octyl phthalate	mg/kg	0.1	-	-	-	-	-	-	-	-	-	-	-	-	-	-	-	-	-	
	Hexachlorobenzene	mg/kg	0.002	16	-	-	-	-	-	-	-	-	-	-	-	-	-	-	-	-	
	Hexachlorocyclopentadiene	mg/kg	0.1	-	-	-	-	-	-	-	-	-	-	-	-	-	-	-	-	-	
	Hexachloroethane	mg/kg	0.1	-	-	-	-	-	-	-	-	-	-	-	-	-	-	-	-	-	
	Isophorone	mg/kg	0.1	-	-	-	-	-	-	-	-	-	-	-	-	-	-	-	-	-	
	Nitrobenzene	mg/kg	0.1	-	-	-	-	-	-	-	-	-	-	-	-	-	-	-	-	-	
	N-nitrosodi-n-propylamine	mg/kg	0.1	-	-	-	-	-	-	-	-	-	-	-	-	-	-	-	-	-	
	n-Nitrosodiphenylamine	mg/kg	0.1	-	-	-	-	-	-	-	-	-	-	-	-	-	-	-	-	-	
	Pentachlorobenzene	mg/kg	0.001	100	-	-	-	-	-	-	-	-	-	-	-	-	-	-	-	-	
	Pentachloronitrobenzene	mg/kg	0.05	-	-	-	-	-	-	-	-	-	-	-	-	-	-	-	-	-	
	Pentachlorophenol	mg/kg	0.1	60	-	-	-	-	-	-	-	-	-	-	-	-	-	-	-	-	
PCB	PCB-110	mg/kg	-	-	-	-	-	-	-	-	-	-	-	-	-	-	-	-	-	-	
	PCB-128	mg/kg	-	-	-	-	-	-	-	-	-	-	-	-	-	-	-	-	-	-	
	PCB-141	mg/kg	-	-	-	-	-	-	-	-	-	-	-	-	-	-	-	-	-	-	
	PCB-149	mg/kg	-	-	-	-	-	-	-	-	-	-	-	-	-	-	-	-	-	-	
	PCB-151	mg/kg	-	-	-	-	-	-	-	-	-	-	-	-	-	-	-	-	-	-	
	PCB-158	mg/kg	-	-	-	-	-	-	-	-	-	-	-	-	-	-	-	-	-	-	
	PCB-170	mg/kg	-	-	-	-	-	-	-	-	-	-	-	-	-	-	-	-	-	-	
	PCB-18	mg/kg	-	-	-	-	-	-	-	-	-	-	-	-	-	-	-	-	-	-	
	PCB-183	mg/kg	-	-	-	-	-	-	-	-	-	-	-	-	-	-	-	-	-	-	
	PCB-187	mg/kg	-	-	-	-	-	-	-	-	-	-	-	-	-	-	-	-	-	-	
	PCB-194	mg/kg	-	-	-	-	-	-	-	-	-	-	-	-	-	-	-	-	-	-	
	PCB-31	mg/kg	-	-	-	-	-	-	-	-	-	-	-	-	-	-	-	-	-	-	
	PCB-44	mg/kg	-	-	-	-	-	-	-	-	-	-	-	-	-	-	-	-	-	-	
	PCB-49	mg/kg	-	-	-	-	-	-	-	-	-	-	-	-	-	-	-	-	-	-	
	2,2,4,4-tetrachloro-1,1-Biphenyl	mg/kg	-	-	-	-	-	-	-	-	-	-	-	-	-	-	-	-	-	-	
	2,3,4,4-tetrachloro-1,1-Biphenyl	mg/kg	-	-	-	-	-	-	-	-	-	-	-	-	-	-	-	-	-	-	
	Heptachlorobiphenyl, 2,3,3,4,4,5,5- (PCB 189)	mg/kg	0.003	-	-	-	-	-	-	-	-	-	-	-	-	-	-	-	-	-	
	Hexachlorobiphenyl, 2,3,3,4,4,5- (PCB 156)	mg/kg	0.003	-	-	-	-	-	-	-	-	-	-	-	-	-	-	-	-	-	
	Hexachlorobiphenyl, 2,3,3,4,4,5- (PCB 157)	mg/kg	0.003	-	-	-	-	-	-	-	-	-	-	-	-	-	-	-	-	-	
	Hexachlorobiphenyl, 2,3,4,4,5,5- (PCB 167)	mg/kg	0.003	-	-	-	-	-	-	-	-	-	-	-	-	-	-	-	-	-	
	Hexachlorobiphenyl, 3,3,4,4,5,5- (PCB 169)	mg/kg	0.003	-	-	-	-	-	-	-	-	-	-	-	-	-	-	-	-	-	
	PCB 101	mg/kg	0.003	-	-	-	-	-	-	-	-	-	-	-	-	-	-	-	-	-	
	PCB 118	mg/kg	0.003	-	-	-	-	-	-	-	-	-	-	-	-	-	-	-	-	-	
	PCB 138	mg/kg	0.003	-	-	-	-	-	-	-	-	-	-	-	-	-	-	-	-	-	
	PCB 153	mg/kg	0.003	-	-	-	-	-	-	-	-	-	-	-	-	-	-	-	-	-	
	PCB 180	mg/kg	0.003	-	-	-	-	-	-	-	-	-	-	-	-	-	-	-	-	-	
	PCB 26	mg/kg	0.003	-	-	-	-	-	-	-	-	-	-	-	-	-	-	-	-	-	
	PCB 52	mg/kg	0.003	-	-	-	-	-	-	-	-	-	-	-	-	-	-	-	-	-	
	Pentachlorobiphenyl, 2,3,3,4,4- (PCB 105)	mg/kg	0.003	-	-	-	-	-	-	-	-	-	-	-	-	-	-	-	-	-	
	Pentachlorobiphenyl, 2,3,3,4,4,5- (PCB 114)	mg/kg	0.003	-	-	-	-	-	-	-	-	-	-	-	-	-	-	-	-	-	
	Pentachlorobiphenyl, 2,3,4,4,5,5- (PCB 123)	mg/kg	0.003	-	-	-	-	-	-	-	-	-	-	-	-	-	-	-	-	-	
	Pentachlorobiphenyl, 3,3,4,4,5- (PCB 126)	mg/kg	0.003	-	-	-	-	-	-	-	-	-	-	-	-	-	-	-	-	-	
	Tetrachlorobiphenyl, 3,3,4,4- (PCB 77)	mg/kg	0.003	-	-	-	-	-	-	-	-	-	-	-	-	-	-	-	-	-	
	Tetrachlorobiphenyl, 3,4,4,5- (PCB 81)	mg/kg	0.003	-	-	-	-	-	-	-	-	-	-	-	-	-	-	-	-	-	
	Total PCB 7 congeners	mg/kg	0.021	-	-	-	-	-	-	-	-	-	-	-	-	-	-	-	-	-	
	Total PCB WHO 12	mg/kg	0.036	-	-	-	-	-	-	-	-	-	-	-	-	-	-	-	-	-	

		Field ID	BH07063-X-0.05-ES-200121	BH07063-X-0.05-ES-200121	BH07063-X-11.50-ES-200319	BH07063-X-19.25-ES-200320	BH07063-X-19.25-ES74-200320	BH07063-X-2.00-ES-200317	BH07063-X-26.10-ES-200428	BH07063-X-26.30-ES-200429	BH07063-X-3.00-ES-200317	
		Location Code	BH07063	BH07063	BH07063	BH07063	BH07063	BH07063	BH07063	BH07063	BH07063	
		Sample Depth Range	0.05	0.05	11.5	19.25	19.25	2	26.1	26.3	3	
		Sample Date	21/01/2020	21/01/2020	19/03/2020	20/03/2020	20/03/2020	17/03/2020	28/04/2020	29/04/2020	17/03/2020	
		Matrix Description	LQM S4UL Public Open Space (POS) Residential - 1% SOM									
		C4SL Public Open Space (POS) Residential										
Chem Group	ChemName	output unit	EQL									
Phenolics	Xlenols	mg/kg	0.015	-	-	-	-	-	-	-	-	
	Phenol Index	mg/kg	0.5	<0.5	<0.5	<0.5	<0.5	<0.5	<0.5	<0.5	<0.5	
	3-84-methylphenol	mg/kg	0.1	-	-	-	-	-	-	-	-	
	Cresol Total	mg/kg	0.01	-	-	-	-	-	-	-	-	
Phenols Monohydric	Phenol	mg/kg	0.01	-	-	-	-	-	-	-	-	
	Phenols Monohydric	mg/kg	0.035	-	-	-	-	-	-	-	-	
	Dibutyltin	mg/kg	-	-	-	-	-	-	-	-	-	
	Monophenyltin	mg/kg	-	-	-	-	-	-	-	-	-	
Organotins	Diphenyltin	mg/kg	-	-	-	-	-	-	-	-	-	
	Monobutyltin	mg/kg	-	-	-	-	-	-	-	-	-	
	Tetrabutyltin	mg/kg	-	-	-	-	-	-	-	-	-	
	Tributyltin	mg/kg	0.001	-	-	-	-	<0.005	-	-	<0.005	
Pesticides	Triphenyltin	mg/kg	-	-	-	-	-	-	-	-	-	
	Ethionphos	mg/kg	0.002	-	-	-	-	-	-	-	-	
	Heptachlor epoxide	mg/kg	0.002	-	-	-	-	-	-	-	-	
	Methidathion	mg/kg	0.002	-	-	-	-	-	-	-	-	
Pesticides	Propetamphos	mg/kg	0.002	-	-	-	-	-	-	-	-	
	Simetryn	mg/kg	0.05	-	-	-	-	-	-	-	-	
	Sodium Acifluorfen	mg/kg	-	-	-	-	-	-	-	-	-	
	Terbufos	mg/kg	0.003	-	-	-	-	-	-	-	-	
Pesticides	2,4,5-TP (Silvex)	mg/kg	-	-	-	-	-	-	-	-	-	
	Hedonal	mg/kg	-	-	-	-	-	-	-	-	-	
	2,4-DDT	mg/kg	0.003	-	-	-	-	-	-	-	-	
	2,4-Dichloroac	mg/kg	-	-	-	-	-	-	-	-	-	
Pesticides	4-(2,4-Dichlorophenoxy)butyric Acid (2,4-DB)	mg/kg	-	-	-	-	-	-	-	-	-	
	4,4-DDE	mg/kg	0.005	-	-	-	-	-	-	-	-	
	4-Chlorophenoxy acetic acid	mg/kg	-	-	-	-	-	-	-	-	-	
	a-BHC	mg/kg	0.002	24	-	-	-	-	-	-	-	
Pesticides	Aldrin	mg/kg	0.002	18	-	-	-	-	-	-	-	
	Ametryn	mg/kg	0.05	-	-	-	-	-	-	-	-	
	Acetyl (hexnill)	mg/kg	-	-	-	-	-	-	-	-	-	
	Atrazin	mg/kg	0.05	1200	-	-	-	-	-	-	-	
Pesticides	Azinphos methyl	mg/kg	0.005	-	-	-	-	-	-	-	-	
	b-BHC	mg/kg	0.002	8.1	-	-	-	-	-	-	-	
	Bentazone	mg/kg	0.1	-	-	-	-	-	-	-	-	
	Bromoxnill	mg/kg	-	-	-	-	-	-	-	-	-	
Pesticides	Carbofenthothion	mg/kg	0.003	-	-	-	-	-	-	-	-	
	chlordan	mg/kg	0.002	-	-	-	-	-	-	-	-	
	Chlordane (cis)	mg/kg	0.002	-	-	-	-	-	-	-	-	
	Azinphos Ethyl	mg/kg	0.005	-	-	-	-	-	-	-	-	
Pesticides	Chlordane (trans)	mg/kg	0.05	-	-	-	-	-	-	-	-	
	Chlorfenvinphos	mg/kg	0.003	-	-	-	-	-	-	-	-	
	Chlorotoluron	mg/kg	-	-	-	-	-	-	-	-	-	
	Chlorovifos	mg/kg	0.002	-	-	-	-	-	-	-	-	
Pesticides	Chlorpyrifos-methyl	mg/kg	0.002	-	-	-	-	-	-	-	-	
	Cyanazine	mg/kg	-	-	-	-	-	-	-	-	-	
	d-BHC	mg/kg	0.002	-	-	-	-	-	-	-	-	
	DDD	mg/kg	0.005	-	-	-	-	-	-	-	-	
Pesticides	DDT	mg/kg	0.005	-	-	-	-	-	-	-	-	
	Chlorothalonil	mg/kg	0.002	-	-	-	-	-	-	-	-	
	Diazinon	mg/kg	0.001	-	-	-	-	-	-	-	-	
	Dicamba	mg/kg	-	-	-	-	-	-	-	-	-	
Pesticides	Dichlobenil	mg/kg	0.001	-	-	-	-	-	-	-	-	
	cis-Permethrin	mg/kg	0.003	-	-	-	-	-	-	-	-	
	Dichlorvos	mg/kg	0.002	16	-	-	-	-	-	-	-	
	Diclofop	mg/kg	-	-	-	-	-	-	-	-	-	
Pesticides	Dieldrin	mg/kg	0.005	18	-	-	-	-	-	-	-	
	Dimethoate	mg/kg	0.003	-	-	-	-	-	-	-	-	
	Dinoseb	mg/kg	-	-	-	-	-	-	-	-	-	
	Diuron	mg/kg	-	-	-	-	-	-	-	-	-	
Pesticides	Endosulfan I	mg/kg	0.001	1200	-	-	-	-	-	-	-	
	Endosulfan II	mg/kg	0.01	-	-	-	-	-	-	-	-	
	Endosulfan sulphate	mg/kg	0.005	-	-	-	-	-	-	-	-	
	Endrin	mg/kg	0.003	-	-	-	-	-	-	-	-	
Pesticides	Endrin ketone	mg/kg	0.03	-	-	-	-	-	-	-	-	
	Ethion	mg/kg	0.003	-	-	-	-	-	-	-	-	
	Fenitrothion	mg/kg	0.005	-	-	-	-	-	-	-	-	
	Fenithion	mg/kg	0.01	-	-	-	-	-	-	-	-	
Pesticides	Fluroxypyr	mg/kg	0.1	-	-	-	-	-	-	-	-	



		Field ID	BH07063-X-0.05-ES-200121	BH07063-X-0.05-ES-200121	BH07063-X-11.50-ES-200319	BH07063-X-19.25-ES-200320	BH07063-X-19.25-ES74-200320	BH07063-X-2.00-ES-200317	BH07063-X-26.10-ES-200428	BH07063-X-26.30-ES-200429	BH07063-X-3.00-ES-200317
		Location Code	BH07063	BH07063	BH07063	BH07063	BH07063	BH07063	BH07063	BH07063	BH07063
		Sample Depth Range	0.05	0.05	11.5	19.25	19.25	2	26.1	26.3	3
		Sample Date	21/01/2020	21/01/2020	19/03/2020	20/03/2020	20/03/2020	17/03/2020	28/04/2020	29/04/2020	17/03/2020
		Matrix Description	LQM S4UL Public Open Space (POS) Residential - 1% SOM								
		C4SL Public Open Space (POS) Residential									
Chem Group	ChemName	output unit	EQL								
	o-BHC (Lindane)	mg/kg	0.001	-	-	-	-	-	-	-	-
	Heptachlor	mg/kg	0.003	-	-	-	-	-	-	-	-
	Isodrin	mg/kg	0.002	-	-	-	-	-	-	-	-
	Isoproturon	mg/kg	-	-	-	-	-	-	-	-	-
	Linuron	mg/kg	-	-	-	-	-	-	-	-	-
	Malathion	mg/kg	0.002	-	-	-	-	-	-	-	-
	2-Methyl-4-chlorophenoxyacetic acid	mg/kg	-	-	-	-	-	-	-	-	-
	2-Methyl-4-Chlorophenoxy Butanoic Acid	mg/kg	-	-	-	-	-	-	-	-	-
	Mecoprop	mg/kg	-	-	-	-	-	-	-	-	-
	Methoxychlor	mg/kg	0.005	-	-	-	-	-	-	-	-
	Methyl parathion	mg/kg	0.01	-	-	-	-	-	-	-	-
	Mevinphos (Phosdrin)	mg/kg	0.002	-	-	-	-	-	-	-	-
	o,p-DDD	mg/kg	0.005	-	-	-	-	-	-	-	-
	o,p'-DDE	mg/kg	0.002	-	-	-	-	-	-	-	-
	o,p'-Methoxychlor	mg/kg	0.05	-	-	-	-	-	-	-	-
	Parathion	mg/kg	0.005	-	-	-	-	-	-	-	-
	Pendimethalin	mg/kg	0.01	-	-	-	-	-	-	-	-
	Permethrin	mg/kg	0.05	-	-	-	-	-	-	-	-
	Permethrin II	mg/kg	0.003	-	-	-	-	-	-	-	-
	Phorate	mg/kg	0.01	-	-	-	-	-	-	-	-
	Pirimiphos-methyl	mg/kg	0.002	-	-	-	-	-	-	-	-
	Pirimiphos-ethyl	mg/kg	0.002	-	-	-	-	-	-	-	-
	Prometon	mg/kg	0.05	-	-	-	-	-	-	-	-
	Prometryn	mg/kg	0.05	-	-	-	-	-	-	-	-
	Pronamide	mg/kg	0.002	-	-	-	-	-	-	-	-
	Propazine	mg/kg	0.05	-	-	-	-	-	-	-	-
	Propiconazole	mg/kg	-	-	-	-	-	-	-	-	-
	Propoxycarbazono-sodium	mg/kg	-	-	-	-	-	-	-	-	-
	Simazine	mg/kg	0.05	-	-	-	-	-	-	-	-
	Terbutryn	mg/kg	0.05	-	-	-	-	-	-	-	-
	Terbutylazine	mg/kg	0.05	-	-	-	-	-	-	-	-
	Phosalone	mg/kg	0.005	-	-	-	-	-	-	-	-
	Phosphamidon	mg/kg	0.005	-	-	-	-	-	-	-	-
	Triadimefon	mg/kg	0.002	-	-	-	-	-	-	-	-
	Triallate	mg/kg	0.002	-	-	-	-	-	-	-	-
	Triclopyr	mg/kg	0.1	-	-	-	-	-	-	-	-
	Tricosan	mg/kg	-	-	-	-	-	-	-	-	-
	Trifluralin	mg/kg	0.01	-	-	-	-	-	-	-	-
	Tebuconazole	mg/kg	-	-	-	-	-	-	-	-	-
	Telodrin	mg/kg	0.05	-	-	-	-	-	-	-	-
	Triazophos	mg/kg	0.003	-	-	-	-	-	-	-	-
SVOC TIC	SVOC TICs - Detect	Detect	-	-	-	-	-	-	-	-	-
	Anthraquinone 9,10-	mg/kg	-	-	-	-	-	-	-	-	-
	SVOC Tentatively Identified Compounds	mg/kg	0.1	-	-	-	-	-	-	-	-
	Aniline	mg/kg	0.3	-	-	-	-	-	-	-	-
VOC TIC	VOC TICs - Detect	Detect	-	-	-	-	-	-	-	-	-
	VOC Tentatively Identified Compounds	mg/kg	0.05	-	-	-	-	-	-	-	-
	Freon 113	mg/kg	0.005	-	-	-	-	-	-	-	-
Other	Temperature	°C	-	-	-	-	-	-	-	-	-
	Conductivity @ 20°C	µS/cm	14	-	-	-	-	-	-	-	-
	% Stones >4mm	%	0	0	0	0	0	0	0	0	11.6
	Fraction of non-crushable material	%	0	0	0	0	0	0	0	0	0
	Moisture Content (dried @35°C)	%	-	-	-	-	-	-	-	-	-
	Moisture Content 105C	%	0.1	26	25.3	65.2	40.9	36.7	21.7	14.2	13.7
	pH (Lab)	pH Units	1	8.7	8.7	7.6	8.3	8.2	10.1	9	8.8
	Stone Content	%	0	0	0	0	0	0	5.5	88.1	53.5
	Total Organic Carbon	%	0.02	0.86	0.71	11.9	0.77	0.67	1.21	0.09	0.16

**Env Stds Comments**  
 #1:GAC is only presented as speciated chromium. 7.7mg/kg is used for hexavalent. If hexavalent chromium (CVI) data is available, a value of 1,500mg/kg r  
 #2:C4SL for lead adopted  
 #3:GAC only presented as speciated mercury. 16mg/kg is used for elemental mercury. If the CSM indicates that elemental mercury is not a CoC and mercury  
 #4:Updated S4UL for nickel  
 #5:S4UL exceeds solubility saturation limit  
 #6:Criteria derived for Al<sup>3</sup>-C16-C35 split between Al<sup>3</sup>-C16-21 & Al<sup>3</sup>-C21-35. Requires summation of fractions to use Al<sup>3</sup>-C16-C35 criteria.  
 #7:Criteria presented is for p-xylene. A separate value is presented for o-xylene.  
 #8:S4UL based on a threshold protective of direct skin contact with phenol

Legend	Results exceeds GAC.
>50	Results MDL is greater than GAC.
NAD	No asbestos detected.
-	Determinand has not been tested for.

**Notes**  
 A range is given where a determinand has been analysed for by more than one method.

		Field ID	BH07063-X-4.00-ES-200317	BH07063-X-4.20-ACM-200317	BH07063-X-5.00-ES-200317	BH07063-X-6.00-ES-200317	BH07063-X-7.00-ES-200317	BH07063-X-8.00-ES-200317	BH07064-X-0.05-ES-191128	BH07064-X-0.60-ES-191128	BH07064-X-1.20-ES-191128
		Location Code	BH07063	BH07063	BH07063	BH07063	BH07063	BH07063	BH07064	BH07064	BH07064
		Sample Depth	4	4.2	5	6	7	8	0.05	0.6	1.2
		Range									
		Matrix Description	17/03/2020	17/03/2020	17/03/2020	17/03/2020	17/03/2020	17/03/2020	28/11/2019	28/11/2019	28/11/2019
		LOM S4UL Public Open Space (POS) Residential									
		C4SL Public Open Space (POS) Residential									
Chem Group	ChemName	output unit	EQL								
Anthrax	Detection of Anthrax (Bacillus Anthracis)	Not Isolated	-	-	-	-	-	-	-	-	-
Metals	Antimony	mg/kg	0.1	0.4	22.7	23.7	9.3	22.8	-	-	-
	Arsenic	mg/kg	0.3	7.4	54	37.4	29.5	32.1	85.8	12.3	10
	Boron	mg/kg	0.5	21000	3.3	15.6	21.8	47.3	31.9	2.4	3.3
	Cadmium	mg/kg	0.02	220	120	0.53	1.93	1.75	2.34	3.07	0.37
	Chromium (hexavalent)	mg/kg	0.1	21	7.7	<0.1	<0.1	<0.1	<0.1	<0.1	<0.1
	Chromium	mg/kg	0.5	21	53.5	70.3	60.8	63.7	85.9	26.5	29.3
	Cobalt	mg/kg	0.1	-	-	-	-	-	-	-	-
	Copper	mg/kg	0.5	12000	30	2193	986.1	182.1	221	26.6	27.3
	Lead	mg/kg	0.5	630	20.7	1676	690	726	865.6	13.7	12.4
	Mercury	mg/kg	0.1	33	<0.1	2.23	3.12	1.62	1.94	<0.1	0.12
	Molybdenum	mg/kg	0.1	1.9	12.5	8.4	5.2	5.2	-	-	-
	Nickel	mg/kg	0.2	23000	32.9	99.7	62.8	57.1	60.9	78.4	33.9
	Selenium	mg/kg	0.5	1100	0.8	0.9	<0.5	<0.5	<0.5	2.1	1.6
	Vanadium	mg/kg	0.2	2000	44.7	78.8	73.4	76.2	82.4	-	-
	Zinc	mg/kg	1.9	81000	78.6	2708	698.7	457.6	754.5	60.7	62.6
Asbestos	Anthophyllite	Detect	-	-	-	-	-	-	-	-	-
	Asbestos Containing Material	Detect	-	-	-	-	-	-	-	-	-
	Asbestos Analysis Comments	-	-	-	-	-	-	-	-	-	-
	Asbestos PCOM Quantification	%	0.001	-	-	-	-	-	-	-	-
	Asbestos Quantification Total	%	0.001	-	0.005	-	-	-	-	-	-
	Asbestos: Actinolite	Detect	-	-	-	-	-	-	-	-	-
	Additional Asbestos Components (Using TMO48)	Comment	-	-	-	-	-	-	-	-	-
	Crocidolite Asbestos	Detect	-	-	-	-	-	-	-	-	-
	Asbestos Gravimetric Quantification	%	0.001	-	-	-	-	-	-	-	-
	Asbestos ID (Stage 1)	Detect	-	NAD	Detected	NAD	NAD	NAD	NAD	NAD	NAD
	Chrysotile Asbestos	Detect	-	-	-	-	-	-	-	-	-
	Amosite Asbestos	Detect	-	-	-	-	-	-	-	-	-
	Non-Asbestos Fibre	Detect	-	-	-	-	-	-	-	-	-
	Tremolite	Detect	-	-	-	-	-	-	-	-	-
Inorganics	Ammoniacal Nitrogen as N	mg/kg	12	-	-	-	-	-	-	-	-
	Cyanide (Free)	mg/kg	0.5	<0.5	<0.5	<0.5	<0.5	<0.5	<0.5	<0.5	<0.5
	Cyanide Total	mg/kg	0.5	<0.05	0.2	0.2	0.2	0.3	<0.5	<0.5	<0.5
	Cyanides-complex	mg/kg	1	-	-	-	-	-	-	-	-
	Phosphates	mg/kg	4	-	-	-	-	-	-	-	-
PAH	Coronene	mg/kg	0.3	-	-	-	-	-	-	-	-
	Naphthalene	mg/kg	0.005	4900	<0.08	0.13	<0.08	<0.08	0.18	<0.08	<0.08
	Acenaphthene	mg/kg	0.008	15000	<0.08	<0.08	<0.08	<0.08	0.15	<0.08	<0.08
	Acenaphthylene	mg/kg	0.012	15000	<0.08	<0.08	<0.08	<0.08	<0.08	<0.08	<0.08
	Fluoranthene	mg/kg	0.017	3100	0.15	0.19	0.37	0.75	1.74	<0.08	<0.08
	Anthracene	mg/kg	0.016	74000	<0.08	<0.08	<0.08	<0.08	<0.08	<0.08	0.25
	Phenanthrene	mg/kg	0.015	3100	<0.08	0.11	0.16	0.29	1.05	<0.08	<0.08
	Fluorene	mg/kg	0.01	9000	<0.08	<0.08	<0.08	<0.08	<0.08	<0.08	0.55
	Chrysene	mg/kg	0.01	57	<0.08	0.27	0.35	0.39	0.72	<0.08	<0.08
	Pyrene	mg/kg	0.015	7400	0.12	0.17	0.38	0.6	1.29	<0.08	<0.08
	Benzo[a]anthracene	mg/kg	0.014	29	<0.08	0.17	0.28	0.25	0.39	<0.08	<0.08
	Benzo[b]fluoranthene	mg/kg	0.015	7.1	<0.08	<0.08	0.35	0.64	<0.08	<0.08	0.85
	Benzo[k]fluoranthene	mg/kg	0.014	190	<0.08	<0.08	<0.08	<0.08	<0.08	<0.08	0.33
	Benzo[a]pyrene	mg/kg	0.015	5.7	<0.08	0.26	0.36	0.3	0.36	<0.08	<0.08
	Dibenz[a,h]anthracene	mg/kg	0.023	0.57	<0.08	<0.08	<0.08	<0.08	<0.08	<0.08	0.1
	Benzo[g,h,i]perylene	mg/kg	0.024	640	<0.08	0.19	0.15	0.13	0.18	<0.08	<0.08
	Indeno[1,2,3-c,d]pyrene	mg/kg	0.018	82	<0.08	0.2	0.16	0.16	0.2	<0.08	<0.08
	PAH 16 Total	mg/kg	0.118	-	<1.39	<2.25	<3.11	<3.78	<7.3	<1.28	<1.28
TPH CWG	>C6-C8 Aliphatics	mg/kg	0.01	600000 <sup>MS</sup>	<0.2	<0.2	<0.2	<0.2	<0.2	<0.2	<0.2
	>C6-C7 Aliphatics	mg/kg	0.2	600000	<0.2	<0.2	<0.2	<0.2	<0.2	<0.2	<0.2
	>C6-C8 Aliphatics	mg/kg	0.01	600000	<0.2	<0.2	<0.2	<0.2	<0.2	<0.2	<0.2
	>C10-C44 Aliphatics	mg/kg	5	-	-	-	-	-	-	-	-
	>C7-C8 Aliphatics	mg/kg	0.2	-	<0.2	<0.2	<0.2	<0.2	<0.2	<0.2	<0.2
	>C10-C44 Aliphatics/Aromatics	mg/kg	10	-	-	-	-	-	-	-	-
	>C8-C10 Aliphatics	mg/kg	0.01	13000	<0.2	<0.2	<0.2	<0.2	<0.2	<0.2	<0.2
	>C10-C12 Aliphatics	mg/kg	0.01	13000	<4	<4	<4	<4	<4	<4	<4
	>C12-C16 Aliphatics	mg/kg	0.1	13000	<4	<4	<4	<4	9.92	<4	<4
	>C16-C21 Aliphatics	mg/kg	0.1	125000 <sup>MS</sup>	<4	10.9	14.1	22.7	28.7	<4	<4
	>C21-C35 Aliphatics	mg/kg	0.1	125000 <sup>MS</sup>	<8.76	78.1	85.7	90	107	<4	<4
	>C35-C44 Aliphatics	mg/kg	0.1	250000	-	-	-	-	-	<4	<4
	>C5-C10 Aliphatics	mg/kg	0.05	-	-	-	-	-	-	<4	<4
	>C8-C40 Aliphatics	mg/kg	20	<20	95.1	103	121	150	<4	<4	<4
	Total Aliphatics >C12-C44	mg/kg	0.1	-	-	-	-	-	-	<4	<4
	>EC5-EC10 Aromatics	mg/kg	0.05	-	-	-	-	-	-	<4	<4
	>EC5-EC7 Aromatics	mg/kg	0.01	56000	<0.2	<0.2	<0.2	<0.2	<0.2	<0.2	<0.2
	>EC6-EC7 Aromatics	mg/kg	0.01	-	-	-	-	-	-	<4	<4
	>EC7-EC8 Aromatics	mg/kg	0.01	56000	<0.2	<0.2	<0.2	<0.2	<0.2	<4	<4
	>EC8-EC10 Aromatics	mg/kg	0.01	5000	<4	<4	<4	<4	<4	<4	<4
	>EC10-EC12 Aromatics	mg/kg	0.01	5000	<4	<4	<4	<4	<4	<4	<4
	>EC8-EC40 Aromatics	mg/kg	20	<20	74.4	97.8	126	193	<4	<4	<4
	>EC10-EC44 Aromatics	mg/kg	5	-	-	-	-	-	-	<4	<4
	>EC12-EC16 Aromatics	mg/kg	0.1	5100	<4	<4	<4	4.34	6.57	<4	<4
	>EC16-EC21 Aromatics	mg/kg	0.1	3800	<4	5.45	8.33	17.9	24.7	<4	<4
	>EC21-EC35 Aromatics	mg/kg	0.1	3800	<8.76	57	81.2	97.5	153	<4	<4
	>EC35-EC44 Aromatics	mg/kg	0.1	3800	-	-	-	-	-	<4	<4
	>EC40-EC44 Aromatics	mg/kg	0.1	-	-	-	-	-	-	<4	<4
	>EC12-EC44 Aromatics	mg/kg	0.1	-	-	-	-	-	-	<4	<4
	TPH Aliphatics & Aromatics >C5-44	mg/kg	0.1	-	-	-	-	-	-	<4	<4

		Field ID	BH07063-X-4.00-ES-200317	BH07063-X-4.20-ACM-200317	BH07063-X-5.00-ES-200317	BH07063-X-6.00-ES-200317	BH07063-X-7.00-ES-200317	BH07063-X-8.00-ES-200317	BH07064-X-0.05-ES-191128	BH07064-X-0.60-ES-191128	BH07064-X-1.20-ES-191128	
		Location Code	BH07063	BH07063	BH07063	BH07063	BH07063	BH07063	BH07064	BH07064	BH07064	
		Sample Depth Range	4	4.2	5	6	7	8	0.05	0.6	1.2	
		Sample Date Time	17/03/2020	17/03/2020	17/03/2020	17/03/2020	17/03/2020	17/03/2020	28/11/2019	28/11/2019	28/11/2019	
		Matrix Description	LQM S4UL Public Open Space (POS) Residential - 1% SOM									
		C4SL Public Open Space (POS) Residential										
Chem Group	ChemName	output unit	EQ1									
TPH	>C6-C8	mg/kg	0.02	<0.2	-	<0.2	<0.2	<0.2	<0.2	-	-	
	>C6-C7	mg/kg	0.02	<0.2	-	<0.2	<0.2	<0.2	<0.2	-	-	
	>C7-C8	mg/kg	0.02	<0.2	-	<0.2	<0.2	<0.2	<0.2	-	-	
	>C6-C9	mg/kg	0.2	-	-	-	-	-	-	-	-	
	>C8-C10	mg/kg	0.02	<0.2	-	<0.2	<0.2	<0.2	<0.2	<0.2	<0.2	
	>C10-C12	mg/kg	0.02	-	-	-	-	-	-	<0.2	<0.2	
	>C12-C16	mg/kg	2	-	-	-	-	-	<2	8.57	4.98	
	>C16-C21	mg/kg	2	-	-	-	-	-	<2	8.02	22.9	
	>C21-C28	mg/kg	35	-	-	-	-	-	-	-	-	
	>C21-C35	mg/kg	4.38	-	-	-	-	-	-	-	-	
	>C28-C35	mg/kg	35	-	-	-	-	-	14.6	17.4	159	
	>C31-C40	mg/kg	10	-	-	-	-	-	-	-	-	
	>C35-C40	mg/kg	35	-	-	-	-	-	17.6	20.5	224	
	GRO >C5-10	mg/kg	0.02	-	-	-	-	-	-	-	-	
	TPH >C8-C40	mg/kg	10	-	-	-	-	-	-	-	-	
	EPH >C5-40	mg/kg	35	-	-	-	-	-	<20.9	<37.9	<253.2	
	EPH >C10-40	mg/kg	35	-	-	-	-	-	-	-	-	
	GRO	mg/kg	0.2	<0.2	-	<0.2	<0.2	<0.2	<0.2	-	-	
	TPH by GDFD (AR)	mg/kg	10	-	-	-	-	-	-	20.8	38	253
	BTEX and MTE	Benzene	mg/kg	0.001	140	72	<0.001	<0.01 - 0.004	<0.001	<0.001	<0.001	-
Toluene		mg/kg	0.005	56000	-	<0.005	<0.01 - 0.006	<0.005	<0.005	<0.005	-	
Ethylbenzene		mg/kg	0.002	24000	-	<0.01	-	<0.01	<0.01	<0.01	-	
Xylene (m & o)		mg/kg	0.004	41000	-	<0.004	0.001	<0.004	<0.004	<0.004	-	
Xylene (o)		mg/kg	0.002	41000	-	<0.002	0.002	<0.002	<0.002	0.006	-	
Xylene Total		mg/kg	0.02	-	-	<0.03	-	<0.03	<0.03	<0.03	-	
MTBE		mg/kg	0.001	-	-	-	-	-	-	-	-	
Total BTEX	mg/kg	0.04	-	-	-	-	-	-	-	-		
VOC	Styrene	mg/kg	0.001	-	-	-	-	-	-	-	-	
	cis-1,3-dichlorocyclohexane	mg/kg	0.001	-	-	-	-	-	-	-	-	
	trans-1,3-dichlorocyclohexane	mg/kg	0.001	-	-	-	-	-	-	-	-	
	1,1,1,2-tetrachloroethane	mg/kg	0.001	1400	-	-	-	-	-	-	-	
	1,1,1-trichloroethane	mg/kg	0.001	140000	-	-	-	-	-	-	-	
	1,1,2,2-tetrachloroethane	mg/kg	0.001	1400	-	-	-	-	-	-	-	
	1,1,2-dichloroethane	mg/kg	0.001	-	-	-	-	-	-	-	-	
	1,1-dichloroethane	mg/kg	0.001	-	-	-	-	-	-	-	-	
	1,1-dichloroethene	mg/kg	0.001	-	-	-	-	-	-	-	-	
	1,1-dichlorocyclohexane	mg/kg	0.001	-	-	-	-	-	-	-	-	
	1,2,3-trichloropropane	mg/kg	0.001	-	-	-	-	-	-	-	-	
	1,2,4-trimethylbenzene	mg/kg	0.001	-	-	-	-	-	-	-	-	
	1,2-dibromo-3-chloropropane	mg/kg	0.001	-	-	-	-	-	-	-	-	
	1,2-dibromoethane	mg/kg	0.001	-	-	-	-	-	-	-	-	
	1,2-dichloroethane	mg/kg	0.001	29	-	-	-	-	-	-	-	
	1,2-dichlorocyclohexane	mg/kg	0.001	-	-	-	-	-	-	-	-	
	1,3,5-trimethylbenzene	mg/kg	0.001	-	-	-	-	-	-	-	-	
	1,3-dichloropropane	mg/kg	0.001	-	-	-	-	-	-	-	-	
	2,2-dichloropropane	mg/kg	0.001	-	-	-	-	-	-	-	-	
	2-chlorotoluene	mg/kg	0.001	-	-	-	-	-	-	-	-	
	4-chlorotoluene	mg/kg	0.001	-	-	-	-	-	-	-	-	
	Bromobenzene	mg/kg	0.001	-	-	-	-	-	-	-	-	
	Bromochloromethane	mg/kg	0.001	-	-	-	-	-	-	-	-	
	Bromodichloromethane	mg/kg	0.001	-	-	-	-	-	-	-	-	
	Bromoforn	mg/kg	0.001	-	-	-	-	-	-	-	-	
	Bromomethane	mg/kg	0.001	-	-	-	-	-	-	-	-	
	Carbon disulfide	mg/kg	0.007	11000	-	-	-	-	-	-	-	
	Carbon tetrachloride	mg/kg	0.001	890	-	-	-	-	-	-	-	
	Chlorobromomethane	mg/kg	0.001	-	-	-	-	-	-	-	-	
	Chloroethane	mg/kg	0.002	-	-	-	-	-	-	-	-	
	Chloroform	mg/kg	0.001	2500	-	-	-	-	-	-	-	
	Chloromethane	mg/kg	0.003	-	-	-	-	-	-	-	-	
	cis-1,2-dichloroethane	mg/kg	0.005	-	-	-	-	-	-	-	-	
	Dibromomethane	mg/kg	0.001	-	-	-	-	-	-	-	-	
	Dichlorodifluoromethane	mg/kg	0.001	-	-	-	-	-	-	-	-	
	Dichloromethane	mg/kg	0.01	-	-	-	-	-	-	-	-	
	Isopropylbenzene	mg/kg	0.001	-	-	-	-	-	-	-	-	
	n-butylbenzene	mg/kg	0.001	-	-	-	-	-	-	-	-	
	n-propylbenzene	mg/kg	0.001	-	-	-	-	-	-	-	-	
	p-isocrotyltoluene	mg/kg	0.001	-	-	-	-	-	-	-	-	
sec-butylbenzene	mg/kg	0.001	-	-	-	-	-	-	-	-		
Trichloroethene	mg/kg	0.001	120	-	-	-	-	-	-	-		
tert-butylbenzene	mg/kg	0.001	-	-	-	-	-	-	-	-		
Tetrachloroethene	mg/kg	0.003	1400	-	-	-	-	-	-	-		
trans-1,2-dichloroethane	mg/kg	0.001	-	-	-	-	-	-	-	-		
Trichlorofluoromethane	mg/kg	0.001	-	-	-	-	-	-	-	-		
Vinyl chloride	mg/kg	0.001	3.5	-	-	-	-	-	-	-		
tert-Amyl methyl ether	mg/kg	0.01	-	-	-	-	-	-	-	-		
VOC/SVOC	1,2,3-trichlorobenzene	mg/kg	0.001	-	-	-	-	-	-	-		
	1,2,4-trichlorobenzene	mg/kg	0.003	15000	-	-	-	-	-	-		
	1,2-dichlorobenzene	mg/kg	0.001	90000	-	-	-	-	-	-		
	1,3,5-Trichlorobenzene	mg/kg	0.001	1700	-	-	-	-	-	-		
	1,3-dichlorobenzene	mg/kg	0.001	300	-	-	-	-	-	-		
	1,4-dichlorobenzene	mg/kg	0.001	17000	-	-	-	-	-	-		
	Chlorobenzene	mg/kg	0.001	11000	-	-	-	-	-	-		
Hexachlorobutadiene	mg/kg	0.002	25	-	-	-	-	-	-			

		Field ID	BH07063-X-4.00-ES-200317	BH07063-X-4.20-ACM-200317	BH07063-X-5.00-ES-200317	BH07063-X-6.00-ES-200317	BH07063-X-7.00-ES-200317	BH07063-X-8.00-ES-200317	BH07064-X-0.05-ES-191128	BH07064-X-0.60-ES-191128	BH07064-X-1.20-ES-191128	
		Location Code	BH07063	BH07063	BH07063	BH07063	BH07063	BH07063	BH07064	BH07064	BH07064	
		Sample Depth Range	4	4.2	5	6	7	8	0.05	0.6	1.2	
		Sample Date Time	17/03/2020	17/03/2020	17/03/2020	17/03/2020	17/03/2020	17/03/2020	28/11/2019	28/11/2019	28/11/2019	
		Matrix Description	LQM S4UL Public Open Space (POS) Residential - 1% SOM									
		C4SL Public Open Space (POS) Residential										
Chem Group	ChemName	output unit	EQL									
SVOC	Benzyl alcohol	mg/kg	0.5	-	-	-	-	-	-	-	-	
	Diphenyl ether	mg/kg	0.1	-	-	-	-	-	-	-	-	
	4-bromophenyl phenyl ether	mg/kg	0.1	-	-	-	-	-	-	-	-	
	4-nitroaniline	mg/kg	0.1	-	-	-	-	-	-	-	-	
	4-nitrophenol	mg/kg	0.1	-	-	-	-	-	-	-	-	
	1,1-Biohexyl	mg/kg	0.1	-	-	-	-	-	-	-	-	
	1,2,3,4-tetrachlorobenzene	mg/kg	0.001	830	-	-	-	-	-	-	-	
	1-Methylnaphthalene	mg/kg	0.1	-	-	-	-	-	-	-	-	
	2,4,5-trichlorophenol	mg/kg	0.1	-	-	-	-	-	-	-	-	
	2,4,6-trichlorophenol	mg/kg	0.1	-	-	-	-	-	-	-	-	
	2,4-dichlorophenol	mg/kg	0.1	-	-	-	-	-	-	-	-	
	2,4-dimethylphenol	mg/kg	0.1	-	-	-	-	-	-	-	-	
	2,4-dinitrophenol	mg/kg	0.5	-	-	-	-	-	-	-	-	
	2,4-dinitrotoluene	mg/kg	0.1	-	-	-	-	-	-	-	-	
	2,6-dinitrotoluene	mg/kg	0.1	-	-	-	-	-	-	-	-	
	2-chloronaphthalene	mg/kg	0.1	-	-	-	-	-	-	-	-	
	2-chlorophenol	mg/kg	0.1	-	-	-	-	-	-	-	-	
	2-methylnaphthalene	mg/kg	0.1	-	-	-	-	-	-	-	-	
	2-methylphenol	mg/kg	0.1	-	-	-	-	-	-	-	-	
	2-nitroaniline	mg/kg	0.1	-	-	-	-	-	-	-	-	
	2-nitrophenol	mg/kg	0.1	-	-	-	-	-	-	-	-	
	3-nitroaniline	mg/kg	0.1	-	-	-	-	-	-	-	-	
	4,6-Dinitro-2-methylphenol	mg/kg	0.2	-	-	-	-	-	-	-	-	
	4-chloro-3-methylphenol	mg/kg	0.1	-	-	-	-	-	-	-	-	
	4-chloroaniline	mg/kg	0.1	-	-	-	-	-	-	-	-	
	4-chlorophenol	mg/kg	0.5	620	-	-	-	-	-	-	-	
	4-chlorophenyl phenyl ether	mg/kg	0.1	-	-	-	-	-	-	-	-	
	4-methylphenol	mg/kg	0.1	-	-	-	-	-	-	-	-	
	Azobenzene	mg/kg	0.1	-	-	-	-	-	-	-	-	
	Benzoic Acid	mg/kg	0.5	-	-	-	-	-	-	-	-	
	Bis(2-chloroethoxy) methane	mg/kg	0.1	-	-	-	-	-	-	-	-	
	Bis(2-chloroethyl) ether	mg/kg	0.1	-	-	-	-	-	-	-	-	
	Bis(2-chloroisopropyl) ether	mg/kg	0.1	-	-	-	-	-	-	-	-	
	Bis(2-ethylhexyl) phthalate	mg/kg	0.1	-	-	-	-	-	-	-	-	
	Butyl benzyl phthalate	mg/kg	0.1	-	-	-	-	-	-	-	-	
	Cabazole	mg/kg	0.1	-	-	-	-	-	-	-	-	
	Dibenzofuran	mg/kg	0.1	-	-	-	-	-	-	-	-	
	Diethylphthalate	mg/kg	0.1	-	-	-	-	-	-	-	-	
	Dimethyl phthalate	mg/kg	0.1	-	-	-	-	-	-	-	-	
	Di-n-butyl phthalate	mg/kg	0.1	-	-	-	-	-	-	-	-	
	Di-n-octyl phthalate	mg/kg	0.1	-	-	-	-	-	-	-	-	
	Hexachlorobenzene	mg/kg	0.002	16	-	-	-	-	-	-	-	
	Hexachlorocyclopentadiene	mg/kg	0.1	-	-	-	-	-	-	-	-	
	Hexachloroethane	mg/kg	0.1	-	-	-	-	-	-	-	-	
	Isophorone	mg/kg	0.1	-	-	-	-	-	-	-	-	
	Nitrobenzene	mg/kg	0.1	-	-	-	-	-	-	-	-	
	N-nitrosodipropylamine	mg/kg	0.1	-	-	-	-	-	-	-	-	
	n-Nitrosodiphenylamine	mg/kg	0.1	-	-	-	-	-	-	-	-	
	Pentachlorobenzene	mg/kg	0.001	100	-	-	-	-	-	-	-	
	Pentachloronitrobenzene	mg/kg	0.05	-	-	-	-	-	-	-	-	
Pentachlorophenol	mg/kg	0.1	60	-	-	-	-	-	-	-		
PCB	PCB-110	mg/kg	-	-	-	-	-	-	-	-	-	
	PCB-128	mg/kg	-	-	-	-	-	-	-	-	-	
	PCB-141	mg/kg	-	-	-	-	-	-	-	-	-	
	PCB-149	mg/kg	-	-	-	-	-	-	-	-	-	
	PCB-151	mg/kg	-	-	-	-	-	-	-	-	-	
	PCB-158	mg/kg	-	-	-	-	-	-	-	-	-	
	PCB-170	mg/kg	-	-	-	-	-	-	-	-	-	
	PCB-18	mg/kg	-	-	-	-	-	-	-	-	-	
	PCB-183	mg/kg	-	-	-	-	-	-	-	-	-	
	PCB-187	mg/kg	-	-	-	-	-	-	-	-	-	
	PCB-194	mg/kg	-	-	-	-	-	-	-	-	-	
	PCB-31	mg/kg	-	-	-	-	-	-	-	-	-	
	PCB-44	mg/kg	-	-	-	-	-	-	-	-	-	
	PCB-49	mg/kg	-	-	-	-	-	-	-	-	-	
	2,2,4-tetrachloro-1,1-Biphenyl	mg/kg	-	-	-	-	-	-	-	-	-	
	2,3,4,4-tetrachloro-1,1-Biphenyl	mg/kg	-	-	-	-	-	-	-	-	-	
	Heptachlorobiphenyl, 2,3,3,4,4,5,5- (PCB 189)	mg/kg	0.003	<0.005	-	<0.005	<0.005	<0.005	<0.005	<0.005	<0.005	
	Hexachlorobiphenyl, 2,3,3,4,4,5- (PCB 156)	mg/kg	0.003	<0.005	-	<0.005	<0.005	<0.005	<0.005	<0.005	<0.005	
	Hexachlorobiphenyl, 2,3,3,4,4,5- (PCB 157)	mg/kg	0.003	<0.005	-	<0.005	<0.005	<0.005	<0.005	<0.005	<0.005	
	Hexachlorobiphenyl, 2,3,4,4,5,5- (PCB 167)	mg/kg	0.003	<0.005	-	<0.005	<0.005	<0.005	<0.005	<0.005	<0.005	
	Hexachlorobiphenyl, 3,3,4,4,5,5- (PCB 169)	mg/kg	0.003	<0.005	-	<0.005	<0.005	<0.005	<0.005	<0.005	<0.005	
	PCB 101	mg/kg	0.003	<0.005	-	0.0128	0.0108	0.00908	0.021	-	-	
	PCB 118	mg/kg	0.003	<0.005	-	0.00847	<0.005	0.0051	0.00844	-	-	
	PCB 138	mg/kg	0.003	<0.005	-	0.00691	<0.005	0.005	<0.005	-	-	
	PCB 153	mg/kg	0.003	<0.005	-	0.00821	0.00585	0.00642	0.00906	-	-	
	PCB 160	mg/kg	0.003	<0.005	-	0.00591	<0.005	<0.005	0.00557	-	-	
	PCB 26	mg/kg	0.003	<0.005	-	0.00921	<0.005	0.0415	0.0098	-	-	
PCB 52	mg/kg	0.003	<0.005	-	0.0284	0.0179	0.00968	0.0506	-	-		
Pentachlorobiphenyl, 2,3,3,4,4- (PCB 105)	mg/kg	0.003	<0.005	-	<0.005	<0.005	<0.005	<0.005	-	-		
Pentachlorobiphenyl, 2,3,4,4,5- (PCB 114)	mg/kg	0.003	<0.005	-	<0.005	<0.005	<0.005	<0.005	-	-		
Pentachlorobiphenyl, 2,3,4,4,5- (PCB 123)	mg/kg	0.003	<0.005	-	<0.005	<0.005	<0.005	<0.005	-	-		
Pentachlorobiphenyl, 3,3,4,4,5- (PCB 126)	mg/kg	0.003	<0.005	-	<0.005	<0.005	<0.005	<0.005	-	-		
Tetrachlorobiphenyl, 3,3,4,4- (PCB 77)	mg/kg	0.003	<0.005	-	<0.005	<0.005	<0.005	<0.005	-	-		
Tetrachlorobiphenyl, 3,4,4,5- (PCB 81)	mg/kg	0.003	<0.005	-	<0.005	<0.005	<0.005	<0.005	-	-		
Total PCB 7 congeners	mg/kg	0.021	-	-	-	-	-	-	-	-		
Total PCB WHO 12	mg/kg	0.036	-	-	-	-	-	-	-	-		

		Field ID	BH07063-X-4.00-ES-200317	BH07063-X-4.20-ACM-200317	BH07063-X-5.00-ES-200317	BH07063-X-6.00-ES-200317	BH07063-X-7.00-ES-200317	BH07063-X-8.00-ES-200317	BH07064-X-0.05-ES-191128	BH07064-X-0.60-ES-191128	BH07064-X-1.20-ES-191128
		Location Code	BH07063	BH07063	BH07063	BH07063	BH07063	BH07063	BH07064	BH07064	BH07064
		Sample Depth Range	4	4.2	5	6	7	8	0.05	0.6	1.2
		Sample Date	17/03/2020	17/03/2020	17/03/2020	17/03/2020	17/03/2020	17/03/2020	28/11/2019	28/11/2019	28/11/2019
		Matrix Description	LQM S4UL Public Open Space (POS) Residential - 1% SOM								
		C4SL Public Open Space (POS) Residential									
Chem Group	ChemName	output unit	EQL								
Phenolics	Xenonols	mg/kg	0.015	-	-	-	-	-	-	-	-
	Phenol Index	mg/kg	0.5	<0.5	<0.5	<0.5	<0.5	<0.5	<0.5	<0.5	<0.5
	3-84-methylphenol	mg/kg	0.1	-	-	-	-	-	-	-	-
	Cresol Total	mg/kg	0.01	-	-	-	-	-	-	-	-
	Phenol	mg/kg	0.01	-	-	-	-	-	-	-	-
Organofins	Phenols Monochydric	mg/kg	0.035	-	-	-	-	-	-	-	-
	Dibutyltin	mg/kg	-	-	-	-	-	-	-	-	-
	Monophenyltin	mg/kg	-	-	-	-	-	-	-	-	-
	Diphenyltin	mg/kg	-	-	-	-	-	-	-	-	-
	Monobutyltin	mg/kg	-	-	-	-	-	-	-	-	-
Pesticides	Tetra-butyltin	mg/kg	0.001	<0.005	<0.005	<0.005	<0.005	<0.005	<0.005	<0.005	<0.005
	Triphenyltin	mg/kg	-	-	-	-	-	-	-	-	-
	Ethionfos	mg/kg	0.002	-	-	-	-	-	-	-	-
	Heptachlor epoxide	mg/kg	0.002	-	-	-	-	-	-	-	-
	Methachlorpos	mg/kg	0.002	-	-	-	-	-	-	-	-
Pesticides	Propetamphos	mg/kg	0.002	-	-	-	-	-	-	-	-
	Simetryn	mg/kg	0.05	-	-	-	-	-	-	-	-
	Sodium Acifluorfen	mg/kg	-	-	-	-	-	-	-	-	-
	Tetrazene	mg/kg	0.003	-	-	-	-	-	-	-	-
	2,4,5-TP (Silvex)	mg/kg	-	-	-	-	-	-	-	-	-
	Hedonal	mg/kg	-	-	-	-	-	-	-	-	-
	2,4-DDT	mg/kg	0.003	-	-	-	-	-	-	-	-
	2,4-Dichloroprop	mg/kg	-	-	-	-	-	-	-	-	-
	4-(2,4-Dichlorophenoxy)butyric Acid (2,4-DB)	mg/kg	-	-	-	-	-	-	-	-	-
	4,4-DDE	mg/kg	0.005	-	-	-	-	-	-	-	-
	4-Chlorophenoxy acetic acid	mg/kg	-	-	-	-	-	-	-	-	-
	a-BHC	mg/kg	0.002	24	-	-	-	-	-	-	-
	Aldrin	mg/kg	0.002	18	-	-	-	-	-	-	-
	Ametryn	mg/kg	0.05	-	-	-	-	-	-	-	-
	Actril (Isaxnil)	mg/kg	-	-	-	-	-	-	-	-	-
	Atraton	mg/kg	0.05	-	-	-	-	-	-	-	-
	Atrazine	mg/kg	0.05	1200	-	-	-	-	-	-	-
	Azinophos methyl	mg/kg	0.005	-	-	-	-	-	-	-	-
	b-BHC	mg/kg	0.002	8.1	-	-	-	-	-	-	-
	Bentazone	mg/kg	0.1	-	-	-	-	-	-	-	-
	Bromoxynil	mg/kg	-	-	-	-	-	-	-	-	-
	Carboethiothion	mg/kg	0.003	-	-	-	-	-	-	-	-
	Chlordane	mg/kg	0.002	-	-	-	-	-	-	-	-
	Chlordane (cis)	mg/kg	0.002	-	-	-	-	-	-	-	-
	Azinphos Ethyl	mg/kg	0.005	-	-	-	-	-	-	-	-
	Chlordane (trans)	mg/kg	0.05	-	-	-	-	-	-	-	-
	Chlorfenvinphos	mg/kg	0.003	-	-	-	-	-	-	-	-
	Chlorotoluron	mg/kg	-	-	-	-	-	-	-	-	-
	Chlorovifos	mg/kg	0.002	-	-	-	-	-	-	-	-
	Chlorpyrifos-methyl	mg/kg	0.002	-	-	-	-	-	-	-	-
	Cyanazine	mg/kg	-	-	-	-	-	-	-	-	-
	d-BHC	mg/kg	0.002	-	-	-	-	-	-	-	-
	DDD	mg/kg	0.005	-	-	-	-	-	-	-	-
	DDT	mg/kg	0.005	-	-	-	-	-	-	-	-
	Chlorthalonil	mg/kg	0.002	-	-	-	-	-	-	-	-
	Diazinon	mg/kg	0.001	-	-	-	-	-	-	-	-
	Dicamba	mg/kg	-	-	-	-	-	-	-	-	-
	Dichlobenil	mg/kg	0.001	-	-	-	-	-	-	-	-
	cis-Permethrin	mg/kg	0.003	-	-	-	-	-	-	-	-
	Dichlorvos	mg/kg	0.002	16	-	-	-	-	-	-	-
Diclofop	mg/kg	-	-	-	-	-	-	-	-	-	
Dieldrin	mg/kg	0.005	18	-	-	-	-	-	-	-	
Dimethoate	mg/kg	0.003	-	-	-	-	-	-	-	-	
Dinoseb	mg/kg	-	-	-	-	-	-	-	-	-	
Diuron	mg/kg	-	-	-	-	-	-	-	-	-	
Endosulfan I	mg/kg	0.001	1200	-	-	-	-	-	-	-	
Endosulfan II	mg/kg	0.01	-	-	-	-	-	-	-	-	
Endosulfan sulphate	mg/kg	0.005	-	-	-	-	-	-	-	-	
Endrin	mg/kg	0.003	-	-	-	-	-	-	-	-	
Endrin ketone	mg/kg	0.03	-	-	-	-	-	-	-	-	
Ethion	mg/kg	0.003	-	-	-	-	-	-	-	-	
Fenitrothion	mg/kg	0.005	-	-	-	-	-	-	-	-	
Fenitrothion	mg/kg	0.01	-	-	-	-	-	-	-	-	
Fluroxypyr	mg/kg	0.1	-	-	-	-	-	-	-	-	

		Field ID	BH07063-X-4.00-ES-200317	BH07063-X-4.20-ACM-200317	BH07063-X-5.00-ES-200317	BH07063-X-6.00-ES-200317	BH07063-X-7.00-ES-200317	BH07063-X-8.00-ES-200317	BH07064-X-0.05-ES-191128	BH07064-X-0.60-ES-191128	BH07064-X-1.20-ES-191128	
		Location Code	BH07063	BH07063	BH07063	BH07063	BH07063	BH07063	BH07064	BH07064	BH07064	
		Sample Depth Range	4	4.2	5	6	7	8	0.05	0.6	1.2	
		Sample Date Time	17/03/2020	17/03/2020	17/03/2020	17/03/2020	17/03/2020	17/03/2020	28/11/2019	28/11/2019	28/11/2019	
		Matrix Description	LQM S4UL Public Open Space (POS) Residential - 1% SOM									
		C4SL Public Open Space (POS) Residential										
Chem Group	ChemName	output unit	EQL									
	α-BHC (Lindane)	mg/kg	0.001	8.2	-	-	-	-	-	-	-	
	Heptachlor	mg/kg	0.003	-	-	-	-	-	-	-	-	
	Isodrin	mg/kg	0.002	-	-	-	-	-	-	-	-	
	Isoproturon	mg/kg	-	-	-	-	-	-	-	-	-	
	Linuron	mg/kg	-	-	-	-	-	-	-	-	-	
	Malathion	mg/kg	0.002	-	-	-	-	-	-	-	-	
	2-Methyl-4-chlorophenoxyacetic acid	mg/kg	-	-	-	-	-	-	-	-	-	
	2-Methyl-4-Chlorophenoxy Butanoic Acid	mg/kg	-	-	-	-	-	-	-	-	-	
	Meconop	mg/kg	-	-	-	-	-	-	-	-	-	
	Methoxychlor	mg/kg	0.005	-	-	-	-	-	-	-	-	
	Methyl parathion	mg/kg	0.01	-	-	-	-	-	-	-	-	
	Mevinphos (Phosdrin)	mg/kg	0.002	-	-	-	-	-	-	-	-	
	o,p-DDD	mg/kg	0.005	-	-	-	-	-	-	-	-	
	o,p'-DDE	mg/kg	0.002	-	-	-	-	-	-	-	-	
	o,p'-Methoxychlor	mg/kg	0.05	-	-	-	-	-	-	-	-	
	Parathion	mg/kg	0.005	-	-	-	-	-	-	-	-	
	Pendimethalin	mg/kg	0.01	-	-	-	-	-	-	-	-	
	Permethrin	mg/kg	0.05	-	-	-	-	-	-	-	-	
	Permethrin II	mg/kg	0.003	-	-	-	-	-	-	-	-	
	Phorate	mg/kg	0.01	-	-	-	-	-	-	-	-	
	Priniphos-methyl	mg/kg	0.002	-	-	-	-	-	-	-	-	
	Priniphos-ethyl	mg/kg	0.002	-	-	-	-	-	-	-	-	
	Prometon	mg/kg	0.05	-	-	-	-	-	-	-	-	
	Prometryn	mg/kg	0.05	-	-	-	-	-	-	-	-	
	Pronamide	mg/kg	0.002	-	-	-	-	-	-	-	-	
	Propazine	mg/kg	0.05	-	-	-	-	-	-	-	-	
	Propiconazole	mg/kg	-	-	-	-	-	-	-	-	-	
	Propoxycarbazone-sodium	mg/kg	-	-	-	-	-	-	-	-	-	
	Simazine	mg/kg	0.05	-	-	-	-	-	-	-	-	
	Terbutryn	mg/kg	0.05	-	-	-	-	-	-	-	-	
	Terbutylazine	mg/kg	0.05	-	-	-	-	-	-	-	-	
	Phoxalone	mg/kg	0.005	-	-	-	-	-	-	-	-	
	Phosphamidon	mg/kg	0.005	-	-	-	-	-	-	-	-	
	Triadimefon	mg/kg	0.002	-	-	-	-	-	-	-	-	
	Triallate	mg/kg	0.002	-	-	-	-	-	-	-	-	
	Triclopyr	mg/kg	0.1	-	-	-	-	-	-	-	-	
	Triclosan	mg/kg	-	-	-	-	-	-	-	-	-	
	Trifluralin	mg/kg	0.01	-	-	-	-	-	-	-	-	
	Tebuconazole	mg/kg	-	-	-	-	-	-	-	-	-	
	Telodrin	mg/kg	0.05	-	-	-	-	-	-	-	-	
	Triazophos	mg/kg	0.003	-	-	-	-	-	-	-	-	
SVOC TIC	SVOC TICs - Detect	Detect	-	-	-	-	-	-	-	-	-	
	Anthraquinone 9,10-	mg/kg	-	-	-	-	-	-	-	-	-	
	SVOC Tentatively Identified Compounds	mg/kg	0.1	-	-	-	-	-	-	-	-	
	Aniline	mg/kg	0.3	-	-	-	-	-	-	-	-	
VOC TIC	VOC TICs - Detect	Detect	-	-	-	-	-	-	-	-	-	
	VOC Tentatively Identified Compounds	mg/kg	0.05	-	-	-	-	-	-	-	-	
	Freon 113	mg/kg	0.005	-	-	-	-	-	-	-	-	
Other	Temperature	°C	-	-	-	-	-	-	-	-	-	
	Conductivity @ 20°C	µS/cm	14	-	-	-	-	-	-	-	-	
	% Stones >4mm	%	-	36.6	42	38.8	16.7	-	0	0	0	
	Fraction of non-crushable material	%	-	0	0	0	0	-	0	0	0	
	Moisture Content (dried @35°C)	%	-	-	-	-	-	-	-	-	-	
	Moisture Content 105C	%	0.1	23.6	30.7	41	40.6	40.4	24.4	26.4	25.2	
	pH (Lab)	pH Units	1	8.9	7.4	7.5	8.3	8.6	7.9	8.7	8.1	
	Stone Content	%	0.1	5.1	6.3	5	0	0	4.5	3.8	6	
	Total Organic Carbon	%	0.02	0.46	18.2	17.2	9.1	8.8	0.67	0.59	1	

**Env Stds Comments**  
 #1:GAC is only presented as speciated chromium. 7.7mg/kg is used for hexavalent. If hexavalent chromium (CVI) data is available, a value of 1,500mg/kg r  
 #2:C4SL for lead adopted  
 #3:GAC only presented as speciated mercury. 16mg/kg is used for elemental mercury. If the CSM indicates that elemental mercury is not a CoC and mercury  
 #4:Updated S4UL for nickel  
 #5:S4UL exceeds solubility saturation limit  
 #6:Criteria derived for Al<sup>3</sup>-C16-C35 split between Al<sup>3</sup>-C16-21 & Al<sup>3</sup>-C21-35. Requires summation of fractions to use Al<sup>3</sup>-C16-C35 criteria.  
 #7:Criteria presented is for p-xylene. A separate value is presented for o-xylene.  
 #8:S4UL based on a threshold protective of direct skin contact with phenol

Legend	
38.2	Results exceeds GAC.
<50	Results MDL is greater than GAC.
NAD	No asbestos detected.
-	Determinand has not been tested for.

**Notes**  
 A range is given where a determinand has been analysed for by more than one method.

Chem Group	ChemName	output unit	EQL	Field ID	BH07064-X-2.00-ES-1912/10	BH07064-X-3.00-ES-1912/10	BH07064-X-4.00-ES-1912/10	BH07064-X-5.00-ES-1912/10	BH07064-X-6.00-ES-1912/10	BH07064-X-7.00-ES-1912/10	BH07065-X-0.05-ES-1912/12	BH07065-X-1.00-ES-1912/12	BH07065-X-3.00-ES-1912/12	
				Location Code	BH07064	BH07064	BH07064	BH07064	BH07064	BH07064	BH07064	BH07065	BH07065	BH07065
				Sample Depth Range	2	3	4	5	6	7	0.05	1	3	
				Sample Date	10/12/2019	10/12/2019	10/12/2019	10/12/2019	10/12/2019	10/12/2019	10/12/2019	10/12/2019		
				Matrix Description	LQM S4UL Public Open Space (POS) Residential - 1% SOM									
				C4SL Public Open Space (POS) Residential										
Chem Group	ChemName	output unit	EQL											
Anthrax	Detection of Anthrax (Bacillus Anthracis)	Not isolated												
Metals	Antimony	mg/kg	0.1		3.2	1.9	38.9	24.5	7.9	2.1	0.3	3.1	0.9	
	Arsenic	mg/kg	0.3	79	19.2	8.6	52.5	45.8	19.4	16.2	9.2	10	5.4	
	Boron	mg/kg	0.5	21000	2.2	1.7	11.2	10.4	8.4	12.1	3.3	2.9	1.4	
	Cadmium	mg/kg	0.02	220	0.22	0.16	1.57	1.4	0.53	0.16	0.11	0.22	<0.1	
	Chromium (hexavalent)	mg/kg	0.1	21	7.7	<0.1	<0.1	<0.1	<0.1	<0.1	<0.1	<0.1	<0.1	
	Chromium	mg/kg	0.5	21	21.6	13.2	708.3	467.6	69.8	32.3	27.8	22.6	10.8	
	Cobalt	mg/kg	0.1											
	Cooper	mg/kg	0.5		12000	33.3	86	1174	788.4	496.8	109.5	22.6	72.5	
	Lead	mg/kg	0.5	630	126.3	60.5	1668	1208	380.1	106.1	12.8	74.2	22.2	
	Mercury	mg/kg	0.1		0.19	0.11	1.04	1.01	0.33	<0.1	<0.1	0.12	<0.1	
	Molybdenum	mg/kg	0.1		1.6	1.2	9	7.4	3.3	2.6	0.9	<0.5	<0.5	
	Nickel	mg/kg	0.2		17.8	13.7	92.7	71.8	29	26.7	24.8	20.9	10.3	
	Selenium	mg/kg	0.5		1100	0.6	0.6	1.1	1.1	0.8	0.7	0.6	0.9	
	Vanadium	mg/kg	0.2		2000	28.5	23.8	43.4	48.4	44.2	45.9	41.2	18	
	Zinc	mg/kg	1.9		81000	102.9	73.6	2155	1424	453.1	143	94.3	38.5	
Asbestos	Anthophyllite	Detect												
	Asbestos Containing Material	Detect												
	Asbestos Analysts Comments	-												
	Asbestos FCOM Quantification	%	0.001											
	Asbestos Quantification Total	%	0.001											
	Asbestos: Actinolite	Detect												
	Additional Asbestos Components (Using TM048)	Comment												
	Crocidolite Asbestos	Detect												
	Asbestos Gravimetric Quantification	%	0.001											
	Asbestos ID (Stage 1)	Detect		NAD	NAD	NAD	NAD	NAD	NAD	NAD	NAD	NAD	NAD	
	Chrysotile Asbestos	Detect												
	Amosite Asbestos	Detect												
	Non-Asbestos Fibre	Detect												
	Tremolite	Detect												
Inorganics	Ammoniacal Nitrogen as N	mg/kg	12											
	Cyanide (Free)	mg/kg	0.5		<0.5	<0.5	<0.5	<0.5	<0.5	<0.5	<0.5	<0.5	<0.5	
	Cyanide Total	mg/kg	0.5		<0.5	<0.5	23.5	2.1	1.7	<0.5	<0.5	<0.5	<0.5	
	Cyanides-complex	mg/kg	1											
	Phosphorus	mg/kg	4											
PAH	Coronene	mg/kg	0.3				<0.3							
	Naphthalene	mg/kg	0.005	4900	0.14	0.23	<0.1 - 0.57	0.58	0.14	<0.08	<0.08	<0.08	<0.08	
	Acenaphthene	mg/kg	0.008	15000	0.16	0.24	0.101 - 0.72	0.08	<0.08	<0.08	<0.08	<0.08	<0.08	
	Acenaphthylene	mg/kg	0.012	19000	0.16	0.14	0.13 - 0.58	0.08	<0.08	<0.08	<0.08	<0.08	<0.08	
	Fluoranthene	mg/kg	0.017	3100	3.45	4.29	3.4 - 10.9	1.3	0.47	0.11	<0.08	1.77	0.69	
	Anthracene	mg/kg	0.016	74000	0.47	0.76	0.544 - 2.38	0.28	0.1	<0.08	<0.08	0.15	<0.08	
	Phenanthrene	mg/kg	0.015	3100	1.38	2.46	1.5 - 11.7	0.89	0.28	<0.08	<0.08	0.71	<0.08	
	Fluorene	mg/kg	0.01	9900	0.15	0.3	<0.2 - 1.56	0.09	<0.08	<0.08	<0.08	<0.08	<0.08	
	Chrysene	mg/kg	0.01	57	1.66	1.78	1.26 - 3.72	0.68	0.29	<0.08	<0.08	0.94	<0.08	
	Pyrene	mg/kg	0.015	7400	3.43	3.57	3.01 - 8.12	1.07	0.41	0.08	<0.08	1.56	<0.08	
	Benzo(a)anthracene	mg/kg	0.014	29	1.68	1.93	1.34 - 4.1	0.68	0.47	<0.08	<0.08	0.87	<0.08	
	Benzo(b)fluoranthene	mg/kg	0.015	7.1	2.06	2.06	1.52 - 5.11	0.96	0.22	<0.08	<0.08	1.27	<0.08	
	Benzo(k)fluoranthene	mg/kg	0.014	190	0.82	0.87	0.579 - 1.93	0.37	0.17	<0.08	<0.08	0.55	<0.08	
	Benzo(a)pyrene	mg/kg	0.015	5.7	1.83	1.85	1.21 - 5.14	0.82	0.33	<0.08	<0.08	1.1	<0.08	
	Dibenz(a,h)anthracene	mg/kg	0.023	0.57	0.25	0.23	<0.5 - 0.7	0.13	<0.08	<0.08	<0.08	0.13	<0.08	
	Benzo(g,h,i)perylene	mg/kg	0.024	640	0.98	0.93	0.637 - 3.11	0.53	0.25	<0.08	<0.08	0.63	<0.08	
	Indeno(1,2,3-c,d)lovene	mg/kg	0.018	82	1.15	1.11	0.685 - 3.73	0.58	0.26	<0.08	<0.08	0.66	<0.08	
	PAH 16 Total	mg/kg	0.118		19.8	22.8	64.1	9.13	<3.7	<1.32	<1.28	<10.8	<1.29	
TPH CWG	>C6-C8 Aliphatics	mg/kg	0.01		<0.2	<0.2	<0.2	<0.2	<0.2	<0.2	<0.2	<0.2	<0.2	
	>C6-C7 Aliphatics	mg/kg	0.2		600000	<0.2	<0.2	<0.2	<0.2	<0.2	<0.2	<0.2	<0.2	
	>C6-C8 Aliphatics	mg/kg	0.1		600000	<0.2	<0.2	<0.2	<0.2	<0.2	<0.2	<0.2	<0.2	
	>C10-C44 Aliphatics	mg/kg	5											
	>C7-C8 Aliphatics	mg/kg	0.2		<0.2	<0.2	<0.2	<0.2	<0.2	<0.2	<0.2	<0.2	<0.2	
	>C10-C44 Aliphatics/Aromatics	mg/kg	10											
	>C8-C10 Aliphatics	mg/kg	0.01	13000	<0.2	<0.2	<0.2	<0.2	<0.2	<0.2	<0.2	<0.2	<0.2	
	>C10-C12 Aliphatics	mg/kg	0.01	13000	<4	<4	<4	4.27	<4	<4	<4	<4	<4	
	>C12-C16 Aliphatics	mg/kg	0.1	19000	5.8	<4	<4	<4	<4	<4	<4	<4	<4	
	>C16-C21 Aliphatics	mg/kg	0.1	125000 <sup>RM</sup>	17	7.19	13.6	11.9	11.3	<4	<4	7.93	<4	
	>C21-C35 Aliphatics	mg/kg	0.1	125000 <sup>RM</sup>	90.8	36.7	187	111	66.7	11.5	10.6	29	<8.76	
	>C35-C44 Aliphatics	mg/kg	0.1	250000										
	>C5-C10 Aliphatics	mg/kg	0.05											
	>C8-C40 Aliphatics	mg/kg	20	148	58.7	241	154	88.8	<20	<20	<20	45.8	<20	
	Total Aliphatics >C12-C44	mg/kg	0.1											
	>EC5-EC10 Aromatics	mg/kg	0.05											
	>EC5-EC7 Aromatics	mg/kg	0.01	56000	<0.2	<0.2	<0.2	<0.2	<0.2	<0.2	<0.2	<0.2	<0.2	
	>EC6-EC7 Aromatics	mg/kg	0.01											
	>EC7-EC8 Aromatics	mg/kg	0.01	56000	<0.2	<0.2	<0.2	<0.2	<0.2	<0.2	<0.2	<0.2	<0.2	
	>EC8-EC10 Aromatics	mg/kg	0.01	5000	9.56	15.9	9.66	17.1	<4	<4	9.26	<4	<4	
	>EC10-EC12 Aromatics	mg/kg	0.01	5000	<4	<4	<4	<4	4.09	<4	<4	<4	<4	
	>EC8-EC40 Aromatics	mg/kg	20	252	149	350	154	105	50.8	<20	<20	26.9	21.1	
	>EC10-EC44 Aromatics	mg/kg	5											
	>EC12-EC16 Aromatics	mg/kg	0.1	5100	9.38	9.41	9.73	<4	7.15	<4	<4	<4	<4	
	>EC16-EC21 Aromatics	mg/kg	0.1	3800	28.8	22.2	59	15.6	11.6	8.8	<4	<4	<4	
	>EC21-EC35 Aromatics	mg/kg	0.1	3800	137	75.8	205	85.8	62.8	18.7	<8.76	15.1	<8.76	
	>EC35-EC44 Aromatics	mg/kg	0.1	3800										
	>EC40-EC44 Aromatics	mg/kg	0.1											
	>EC12-EC44 Aromatics	mg/kg	0.1											
	TPH Aliphatics & Aromatics >C5-44	mg/kg	0.1											







		Field ID	BH07064-X-2.00-ES-191210	BH07064-X-3.00-ES-191210	BH07064-X-4.00-ES-191210	BH07064-X-5.00-ES-191210	BH07064-X-6.00-ES-191210	BH07064-X-7.00-ES-191210	BH07065-X-0.05-ES-191212	BH07065-X-1.00-ES-191212	BH07065-X-3.00-ES-191212	
		Location Code	BH07064	BH07064	BH07064	BH07064	BH07064	BH07064	BH07065	BH07065	BH07065	
		Sample Depth Range	2	3	4	5	6	7	0.05	1	3	
		Sample Date	10/12/2019	10/12/2019	10/12/2019	10/12/2019	10/12/2019	10/12/2019	12/12/2019	12/12/2019	12/12/2019	
		Matrix Description	LQM S4UL Public Open Space (POS) Residential - 1% SOM									
		C4SL Public Open Space (POS) Residential										
Chem Group	ChemName	output unit	EQL									
Phenolics	Xenonols	mg/kg	0.015	-	-	-	-	-	-	-	-	
	Phenol Index	mg/kg	0.5	<0.5	0.9	<0.5	<0.5	<0.5	<0.5	<0.5	<0.5	
	3-84-methylphenol	mg/kg	0.1	-	-	<0.1	-	-	-	-	-	
	Cresol Total	mg/kg	0.01	-	-	-	-	-	-	-	-	
Phenols	Phenol	mg/kg	0.01	-	-	<0.1	-	-	-	-	-	
	Phenols Monohydric	mg/kg	0.035	-	-	-	-	-	-	-	-	
	Dibutyltin	mg/kg	-	-	-	-	-	-	-	-	-	
	Monophenyltin	mg/kg	-	-	-	-	-	-	-	-	-	
Organotins	Diphenyltin	mg/kg	-	-	-	-	-	-	-	-	-	
	Monobutyltin	mg/kg	-	-	-	-	-	-	-	-	-	
	Tetrabutyltin	mg/kg	-	-	-	-	-	-	-	-	-	
	Tributyltin	mg/kg	0.001	<0.005	<0.005	<0.005	<0.005	<0.005	<0.005	<0.005	<0.005	
Pesticides	Triphenyltin	mg/kg	-	-	-	-	-	-	-	-	-	
	Ethionfos	mg/kg	0.002	-	-	-	-	-	-	-	-	
	Hepatachlor epoxide	mg/kg	0.002	-	-	-	-	-	-	-	-	
	Methacrifos	mg/kg	0.002	-	-	-	-	-	-	-	-	
Pesticides	Propetamphos	mg/kg	0.002	-	-	-	-	-	-	-	-	
	Simetryn	mg/kg	0.05	-	-	-	-	-	-	-	-	
	Sodium Acifluorfen	mg/kg	-	-	-	-	-	-	-	-	-	
	Tosazene	mg/kg	0.003	-	-	-	-	-	-	-	-	
Pesticides	2,4,5-TP (Silvex)	mg/kg	-	-	-	-	-	-	-	-	-	
	Hedonal	mg/kg	-	-	-	-	-	-	-	-	-	
	2,4-DDT	mg/kg	0.003	-	-	-	-	-	-	-	-	
	2,4-Dichloroac	mg/kg	-	-	-	-	-	-	-	-	-	
Pesticides	4-(2,4-Dichlorophenoxy)butyric Acid (2,4-DB)	mg/kg	-	-	-	-	-	-	-	-	-	
	4,4-DDE	mg/kg	0.005	-	-	-	-	-	-	-	-	
	4-Chlorophenoxy acetic acid	mg/kg	-	-	-	-	-	-	-	-	-	
	a-BHC	mg/kg	0.002	24	-	-	-	-	-	-	-	
Pesticides	Aldrin	mg/kg	0.002	18	-	-	-	-	-	-	-	
	Ametryn	mg/kg	0.05	-	-	-	-	-	-	-	-	
	Acetyl (hexnill)	mg/kg	-	-	-	-	-	-	-	-	-	
	Atraton	mg/kg	0.05	-	-	-	-	-	-	-	-	
Pesticides	Atrazine	mg/kg	0.05	1200	-	-	-	-	-	-	-	
	Azinophos methyl	mg/kg	0.005	-	-	-	-	-	-	-	-	
	b-BHC	mg/kg	0.002	8.1	-	-	-	-	-	-	-	
	Bentazone	mg/kg	0.1	-	-	-	-	-	-	-	-	
Pesticides	Bromoxnill	mg/kg	-	-	-	-	-	-	-	-	-	
	Carboethiothion	mg/kg	0.003	-	-	-	-	-	-	-	-	
	chlordan	mg/kg	0.002	-	-	-	-	-	-	-	-	
	Chlordane (cis)	mg/kg	0.002	-	-	-	-	-	-	-	-	
Pesticides	Azinphos Ethyl	mg/kg	0.005	-	-	-	-	-	-	-	-	
	Chlordane (trans)	mg/kg	0.05	-	-	-	-	-	-	-	-	
	Chlorfenvinphos	mg/kg	0.003	-	-	-	-	-	-	-	-	
	Chlorotoluron	mg/kg	-	-	-	-	-	-	-	-	-	
Pesticides	Chlorovifos	mg/kg	0.002	-	-	-	-	-	-	-	-	
	Chlorpyrifos-methyl	mg/kg	0.002	-	-	-	-	-	-	-	-	
	Cyanazine	mg/kg	-	-	-	-	-	-	-	-	-	
	d-BHC	mg/kg	0.002	-	-	-	-	-	-	-	-	
Pesticides	DDD	mg/kg	0.005	-	-	-	-	-	-	-	-	
	DDT	mg/kg	0.005	-	-	-	-	-	-	-	-	
	Chlorfalonil	mg/kg	0.002	-	-	-	-	-	-	-	-	
	Diazinon	mg/kg	0.001	-	-	-	-	-	-	-	-	
Pesticides	Dicamba	mg/kg	-	-	-	-	-	-	-	-	-	
	Dichlobenil	mg/kg	0.001	-	-	-	-	-	-	-	-	
	cis-Permethrin	mg/kg	0.003	-	-	-	-	-	-	-	-	
	Dichlorvos	mg/kg	0.002	16	-	-	-	-	-	-	-	
Pesticides	Diclofop	mg/kg	-	-	-	-	-	-	-	-	-	
	Dieldrin	mg/kg	0.005	18	-	-	-	-	-	-	-	
	Dimethoate	mg/kg	0.003	-	-	-	-	-	-	-	-	
	Dinoseb	mg/kg	-	-	-	-	-	-	-	-	-	
Pesticides	Diuron	mg/kg	-	-	-	-	-	-	-	-	-	
	Endosulfan I	mg/kg	0.001	1200	-	-	-	-	-	-	-	
	Endosulfan II	mg/kg	0.01	-	-	-	-	-	-	-	-	
	Endosulfan sulphate	mg/kg	0.005	-	-	-	-	-	-	-	-	
Pesticides	Endrin	mg/kg	0.003	-	-	-	-	-	-	-	-	
	Endrin ketone	mg/kg	0.03	-	-	-	-	-	-	-	-	
	Ethion	mg/kg	0.003	-	-	-	-	-	-	-	-	
	Fenitrothion	mg/kg	0.005	-	-	-	-	-	-	-	-	
Pesticides	Fenithion	mg/kg	0.01	-	-	-	-	-	-	-	-	
	Fluroxypyr	mg/kg	0.1	-	-	-	-	-	-	-	-	

		Field ID	BH07064-X-2.00-ES-191210	BH07064-X-3.00-ES-191210	BH07064-X-4.00-ES-191210	BH07064-X-5.00-ES-191210	BH07064-X-6.00-ES-191210	BH07064-X-7.00-ES-191210	BH07065-X-0.05-ES-191212	BH07065-X-1.00-ES-191212	BH07065-X-3.00-ES-191212	
		Location Code	BH07064	BH07064	BH07064	BH07064	BH07064	BH07064	BH07065	BH07065	BH07065	
		Sample Depth Range	2	3	4	5	6	7	0.05	1	3	
		Sample Date Time	10/12/2019	10/12/2019	10/12/2019	10/12/2019	10/12/2019	10/12/2019	12/12/2019	12/12/2019	12/12/2019	
		Matrix Description	LQM S4UL Public Open Space (POS) Residential - 1% SOM									
		C4SL Public Open Space (POS) Residential										
Chem Group	ChemName	output unit	EQL									
Pesticides	α-BHC (Lindane)	mg/kg	0.001	-	-	-	-	-	-	-	-	
	Heptachlor	mg/kg	0.003	-	-	-	-	-	-	-	-	
	Isodrin	mg/kg	0.002	-	-	-	-	-	-	-	-	
	Isoproturon	mg/kg	-	-	-	-	-	-	-	-	-	
	Linuron	mg/kg	-	-	-	-	-	-	-	-	-	
	Malathion	mg/kg	0.002	-	-	-	-	-	-	-	-	
	2-Methyl-4-chlorophenoxyacetic acid	mg/kg	-	-	-	-	-	-	-	-	-	
	2-Methyl-4-Chlorophenoxy Butanoic Acid	mg/kg	-	-	-	-	-	-	-	-	-	
	Mecoprop	mg/kg	-	-	-	-	-	-	-	-	-	
	Methoxychlor	mg/kg	0.005	-	-	-	-	-	-	-	-	
	Methyl carathion	mg/kg	0.01	-	-	-	-	-	-	-	-	
	Mevinphos (Phosdrin)	mg/kg	0.002	-	-	-	-	-	-	-	-	
	o,p-DDD	mg/kg	0.005	-	-	-	-	-	-	-	-	
	o,p'-DDE	mg/kg	0.002	-	-	-	-	-	-	-	-	
	o,p'-Methoxychlor	mg/kg	0.05	-	-	-	-	-	-	-	-	
	Parathion	mg/kg	0.005	-	-	-	-	-	-	-	-	
	Pendimethalin	mg/kg	0.01	-	-	-	-	-	-	-	-	
	Permethrin	mg/kg	0.05	-	-	-	-	-	-	-	-	
	Permethrin II	mg/kg	0.003	-	-	-	-	-	-	-	-	
	Phorate	mg/kg	0.01	-	-	-	-	-	-	-	-	
	Priniphos-methyl	mg/kg	0.002	-	-	-	-	-	-	-	-	
	Priniphos-ethyl	mg/kg	0.002	-	-	-	-	-	-	-	-	
	Prometon	mg/kg	0.05	-	-	-	-	-	-	-	-	
	Prometryn	mg/kg	0.05	-	-	-	-	-	-	-	-	
	Pronamide	mg/kg	0.002	-	-	-	-	-	-	-	-	
	Propazine	mg/kg	0.05	-	-	-	-	-	-	-	-	
	Propiconazole	mg/kg	-	-	-	-	-	-	-	-	-	
	Propoxycarbazone-sodium	mg/kg	-	-	-	-	-	-	-	-	-	
	Simazine	mg/kg	0.05	-	-	-	-	-	-	-	-	
	Terbutryn	mg/kg	0.05	-	-	-	-	-	-	-	-	
	Terbutylazine	mg/kg	0.05	-	-	-	-	-	-	-	-	
	Phoxalone	mg/kg	0.005	-	-	-	-	-	-	-	-	
	Phosphamidon	mg/kg	0.005	-	-	-	-	-	-	-	-	
	Triadimefon	mg/kg	0.002	-	-	-	-	-	-	-	-	
	Triallate	mg/kg	0.002	-	-	-	-	-	-	-	-	
	Triclopyr	mg/kg	0.1	-	-	-	-	-	-	-	-	
	Tricosan	mg/kg	-	-	-	-	-	-	-	-	-	
	Trifluralin	mg/kg	0.01	-	-	-	-	-	-	-	-	
	Tebuconazole	mg/kg	-	-	-	-	-	-	-	-	-	
	Telodrin	mg/kg	0.05	-	-	-	-	-	-	-	-	
	Triazophos	mg/kg	0.003	-	-	-	-	-	-	-	-	
	SVOC TIC	SVOC TICs - Detect	Detect	-	-	-	-	-	-	-	-	-
		Anthraquinone 9,10	mg/kg	-	-	-	-	-	-	-	-	-
		SVOC Tentatively Identified Compounds	mg/kg	0.1	-	-	-	-	-	-	-	-
	VOC TIC	Aniline	mg/kg	0.3	-	-	-	-	-	-	-	-
VOC TICs - Detect		Detect	-	-	-	-	-	-	-	-	-	
VOC Tentatively Identified Compounds		mg/kg	0.05	-	-	-	-	-	-	-	-	
Other	Freon 113	mg/kg	0.005	-	-	-	-	-	-	-	-	
	Temperature	°C	-	-	-	-	-	-	-	-	-	
	Conductivity @ 20°C	µS/cm	14	-	-	-	-	-	-	-	-	
	% Stones <4mm	%	0	0	65.0	0	0	0	0	0	0	
	Fraction of non-crushable material	%	0	0	0	0	0	0	0	0	0	
	Moisture Content (dried @35°C)	%	-	-	-	-	-	-	-	-	-	
	Moisture Content 105C	%	0.1	17.4	23	32.5	37.1	39	39.7	22.8	18.2	16.4
	pH (Lab)	pH Units	1	10.6	10.8	7.6	7.4	7.4	8.8	7.7	8.5	8.6
	Stone Content	%	0.1	3.9	5.3	5	5.7	4.9	0	0	5.1	7.7
	Total Organic Carbon	%	0.02	1.88	1.13	19.3	16.3	10.2	10.9	0.57	1.22	0.47

**Env Stds Comments**  
 #1:GAC is only presented as speciated chromium. 7.7mg/kg is used for hexavalent. If hexavalent chromium (CVI) data is available, a value of 1,500mg/kg r  
 #2:C4SL for lead adopted  
 #3:GAC only presented as speciated mercury. 16mg/kg is used for elemental mercury. If the CSM indicates that elemental mercury is not a CoC and mercury  
 #4:Updated S4UL for nickel  
 #5:S4UL exceeds solubility saturation limit  
 #6:Criteria derived for Al<sup>3</sup>-C16-C35 split between Al<sup>3</sup>-C16-21 & Al<sup>3</sup>-C21-35. Requires summation of fractions to use Al<sup>3</sup>-C16-C35 criteria.  
 #7:Criteria presented is for p-xylene. A separate value is presented for o-xylene.  
 #8:S4UL based on a threshold protective of direct skin contact with phenol

**Legend**

38.2	Results exceeds GAC.
<50	Results MDL is greater than GAC.
NAD	No asbestos detected.
-	Determinand has not been tested for.

**Notes**  
 A range is given where a determinand has been analysed for by more than one method.



		Field ID	BH07065-X-4.00-ES-191212	BH07065-X-6.00-ES-191212	BH07065-X-7.00-ES-191212	BH07065-X-8.00-ES-191212	BH07066-X-0.05-ES-191121	BH07066-X-0.60-ES-191121	BH07066-X-1.00-ES-191121	BH07066-X-2.00-ES-200107	BH07066-X-3.00-ES-200107	
		Location Code	BH07065	BH07065	BH07065	BH07065	BH07066	BH07066	BH07066	BH07066	BH07066	
		Sample Depth Range	4	6	7	8	0.05	0.6	1	2	3	
		Sample Date	12/12/2019	12/12/2019	12/12/2019	12/12/2019	21/11/2019	21/11/2019	21/11/2019	07/01/2020	07/01/2020	
		Matrix Description	LQM S4UL Public Open Space (POS) Residential - 1% SOM									
		C4SL Public Open Space (POS) Residential										
Chem Group	ChemName	output unit	EQ1									
TPH	>C6-C8	mg/kg	0.02	<0.2	<0.2	<0.2	-	<0.2	<0.2	<0.2	<0.2	
	>C6-C7	mg/kg	0.02	<0.2	<0.2	<0.2	-	<0.2	<0.2	<0.2	<0.2	
	>C7-C8	mg/kg	0.02	<0.2	<0.2	<0.2	-	<0.2	<0.2	<0.2	<0.2	
	>C6-C9	mg/kg	0.2	-	-	-	-	-	-	-	-	
	>C8-C10	mg/kg	0.02	<0.2	<0.2	<0.2	<0.2	<0.2	<0.2	<0.2	<0.2	
	>C10-C12	mg/kg	0.02	-	-	-	<0.2	<0.2	<0.2	<0.2	<0.2	
	>C12-C16	mg/kg	2	-	-	-	<2	-	-	-	-	
	>C16-C21	mg/kg	2	-	-	-	11.2	-	-	-	-	
	>C21-C28	mg/kg	35	-	-	-	-	-	-	-	-	
	>C21-C35	mg/kg	4.38	-	-	-	71.6	-	-	-	-	
	>C28-C35	mg/kg	35	-	-	-	-	-	-	-	-	
	>C31-C40	mg/kg	10	-	-	-	-	-	-	-	-	
	>C35-C40	mg/kg	35	-	-	-	85.6	-	-	-	-	
	GRO >C5-10	mg/kg	0.02	-	-	-	-	-	-	-	-	
	TPH >C8-C40	mg/kg	10	-	-	-	<9.5	-	-	-	-	
	EPH >C5-40	mg/kg	35	-	-	-	-	-	-	-	-	
	EPH >C10-40	mg/kg	35	-	-	-	-	-	-	-	-	
	GRO	mg/kg	0.2	<0.2	<0.2	<0.2	<0.2	<0.2	<0.2	<0.2	<0.2	
	TPH by GC/ED (AR)	mg/kg	10	-	-	-	101	-	-	-	-	
	BTEX and MTE	Benzene	mg/kg	0.001	140	72	<0.001	<0.001	<0.001	<0.001	<0.001	<0.001
		Toluene	mg/kg	0.005	56000	56000	<0.005	<0.005	<0.005	<0.005	<0.005	<0.005
Ethylbenzene		mg/kg	0.002	24000	24000	<0.002	<0.002	<0.002	<0.002	<0.002	<0.002	
Xylene (m & o)		mg/kg	0.004	41000	41000	<0.004	<0.004	<0.004	<0.004	<0.004	<0.004	
Xylene (o)		mg/kg	0.002	41000	41000	<0.002	<0.002	<0.002	<0.002	<0.002	<0.002	
Xylene Total		mg/kg	0.002	41000	41000	<0.002	<0.002	<0.002	<0.002	<0.002	<0.002	
MTBE		mg/kg	0.001	-	-	-	-	-	-	-	-	
Total BTEX	mg/kg	0.04	-	-	-	-	-	-	-	-		
VOC	Styrene	mg/kg	0.001	-	-	-	-	-	-	<0.001	-	
	cis-1,3-dichloroethene	mg/kg	0.001	-	-	-	-	-	-	<0.001	-	
	trans-1,3-dichloroethene	mg/kg	0.001	-	-	-	-	-	-	<0.001	-	
	1,1,1,2-tetrachloroethane	mg/kg	0.001	1400	1400	-	-	-	-	<0.001	-	
	1,1,1-trichloroethane	mg/kg	0.001	140000	140000	-	-	-	-	<0.001	-	
	1,1,2,2-tetrachloroethane	mg/kg	0.001	1400	1400	-	-	-	-	<0.001	-	
	1,1,2-dichloroethane	mg/kg	0.001	-	-	-	-	-	-	<0.001	-	
	1,1-dichloroethane	mg/kg	0.001	-	-	-	-	-	-	<0.001	-	
	1,1-dichloroethene	mg/kg	0.001	-	-	-	-	-	-	<0.001	-	
	1,1-dichloroethene	mg/kg	0.001	-	-	-	-	-	-	<0.001	-	
	1,2-dichloroethane	mg/kg	0.001	-	-	-	-	-	-	<0.001	-	
	1,2-dichloroethene	mg/kg	0.001	-	-	-	-	-	-	<0.001	-	
	1,2-dibromo-3-chloropropane	mg/kg	0.001	-	-	-	-	-	-	<0.001	-	
	1,2-dibromoethane	mg/kg	0.001	-	-	-	-	-	-	<0.001	-	
	1,2-dichloroethane	mg/kg	0.001	29	29	-	-	-	-	<0.001	-	
	1,2-dichloroethene	mg/kg	0.001	-	-	-	-	-	-	<0.001	-	
	1,3,5-trimethylbenzene	mg/kg	0.001	-	-	-	-	-	-	<0.001	-	
	1,3-dichloropropane	mg/kg	0.001	-	-	-	-	-	-	<0.001	-	
	2,2-dichloropropane	mg/kg	0.001	-	-	-	-	-	-	<0.001	-	
	2-chlorotoluene	mg/kg	0.001	-	-	-	-	-	-	<0.001	-	
	4-chlorotoluene	mg/kg	0.001	-	-	-	-	-	-	<0.001	-	
	Bromobenzene	mg/kg	0.001	-	-	-	-	-	-	<0.001	-	
	Bromochloromethane	mg/kg	0.001	-	-	-	-	-	-	<0.001	-	
	Bromodichloromethane	mg/kg	0.001	-	-	-	-	-	-	<0.001	-	
	Bromoform	mg/kg	0.001	-	-	-	-	-	-	<0.001	-	
	Bromomethane	mg/kg	0.001	-	-	-	-	-	-	<0.001	-	
	Carbon disulfide	mg/kg	0.007	11000	11000	-	-	-	-	<0.001	-	
	Carbon tetrachloride	mg/kg	0.001	890	890	-	-	-	-	<0.001	-	
	Chlorobromomethane	mg/kg	0.001	-	-	-	-	-	-	<0.001	-	
	Chloroethane	mg/kg	0.002	-	-	-	-	-	-	<0.002	-	
	Chloroform	mg/kg	0.001	2500	2500	-	-	-	-	<0.002	-	
	Chloromethane	mg/kg	0.003	-	-	-	-	-	-	<0.003	-	
	cis-1,2-dichloroethene	mg/kg	0.005	-	-	-	-	-	-	<0.005	-	
	Dibromomethane	mg/kg	0.001	-	-	-	-	-	-	<0.001	-	
	Dichlorodifluoromethane	mg/kg	0.001	-	-	-	-	-	-	<0.001	-	
	Dichloromethane	mg/kg	0.01	-	-	-	-	-	-	<0.001	-	
	Isopropylbenzene	mg/kg	0.001	-	-	-	-	-	-	<0.001	-	
	m-butylbenzene	mg/kg	0.001	-	-	-	-	-	-	<0.001	-	
	n-propylbenzene	mg/kg	0.001	-	-	-	-	-	-	<0.001	-	
	p-isocrotyltoluene	mg/kg	0.001	-	-	-	-	-	-	<0.001	-	
	sec-butylbenzene	mg/kg	0.001	-	-	-	-	-	-	<0.001	-	
Trichloroethene	mg/kg	0.001	120	120	-	-	-	-	<0.001	-		
tert-butylbenzene	mg/kg	0.001	-	-	-	-	-	-	<0.001	-		
Tetrachloroethene	mg/kg	0.003	1400	1400	-	-	-	-	<0.003	-		
trans-1,2-dichloroethene	mg/kg	0.001	-	-	-	-	-	-	<0.001	-		
Trichlorofluoromethane	mg/kg	0.001	-	-	-	-	-	-	<0.001	-		
Vinyl chloride	mg/kg	0.001	3.5	3.5	-	-	-	-	<0.001	-		
tert-Amyl methyl ether	mg/kg	0.01	-	-	-	-	-	-	<0.001	-		
VOC/SVOC	1,2,3-trichlorobenzene	mg/kg	0.001	-	-	-	-	-	<0.001	-	-	
	1,2,4-trichlorobenzene	mg/kg	0.003	-	-	-	-	-	<0.003	-	-	
	1,2-dichlorobenzene	mg/kg	0.001	90000	90000	-	-	-	<0.001	-	-	
	1,3,5-Trichlorobenzene	mg/kg	0.001	1700	1700	-	-	-	<0.001	-	-	
	1,3-dichlorobenzene	mg/kg	0.001	300	300	-	-	-	<0.001	-	-	
	1,4-dichlorobenzene	mg/kg	0.001	17000	17000	-	-	-	<0.001	-	-	
	Chlorobenzene	mg/kg	0.001	11000	11000	-	-	-	<0.001	-	-	
Hexachlorobutadiene	mg/kg	0.002	25	25	-	-	-	<0.002	-	-		

		Field ID	BH07065-X-4.00-ES-191212	BH07065-X-6.00-ES-191212	BH07065-X-7.00-ES-191212	BH07065-X-8.00-ES-191212	BH07066-X-0.05-ES-191121	BH07066-X-0.60-ES-191121	BH07066-X-1.00-ES-191121	BH07066-X-2.00-ES-200107	BH07066-X-3.00-ES-200107	
		Location Code	BH07065	BH07065	BH07065	BH07065	BH07066	BH07066	BH07066	BH07066	BH07066	
		Sample Depth Range	4	6	7	8	0.05	0.6	1	2	3	
		Sample Date	12/12/2019	12/12/2019	12/12/2019	12/12/2019	21/11/2019	21/11/2019	21/11/2019	07/01/2020	07/01/2020	
		Matrix Description										
		Location Description	LQM S4UL Public Open Space (POS) Residential - 1% SOM									
		Location Type	C4SL Public Open Space (POS) Residential									
Chem Group	ChemName	output unit	EQ1									
SVOC	Benzyl alcohol	mg/kg	0.5	-	-	-	-	-	-	<0.5	-	
	Diphenyl ether	mg/kg	0.1	-	-	-	-	-	-	<0.1	-	
	4-bromophenyl phenyl ether	mg/kg	0.1	-	-	-	-	-	-	<0.1	-	
	4-nitroaniline	mg/kg	0.1	-	-	-	-	-	-	<0.6	-	
	4-nitrophenol	mg/kg	0.1	-	-	-	-	-	-	<0.5	-	
	1,1-Biohexyl	mg/kg	0.1	-	-	-	-	-	-	<0.1	-	
	1,2,3,4-tetrachlorobenzene	mg/kg	0.001	830	-	-	-	-	-	-	-	
	1-Methylvinylthalene	mg/kg	0.1	-	-	-	-	-	-	<0.1	-	
	2,4,5-trichlorophenol	mg/kg	0.1	-	-	-	-	-	-	<0.1	-	
	2,4,6-trichlorophenol	mg/kg	0.1	-	-	-	-	-	-	<0.1	-	
	2,4-dichlorophenol	mg/kg	0.1	-	-	-	-	-	-	<0.1	-	
	2,4-dimethylphenol	mg/kg	0.1	-	-	-	-	-	-	<0.1	-	
	2,4-dinitrophenol	mg/kg	0.5	-	-	-	-	-	-	<0.5	-	
	2,4-dinitrotoluene	mg/kg	0.1	-	-	-	-	-	-	<0.2	-	
	2,6-dinitrotoluene	mg/kg	0.1	-	-	-	-	-	-	<0.5	-	
	2-chloronaphthalene	mg/kg	0.1	-	-	-	-	-	-	<0.1	-	
	2-chlorophenol	mg/kg	0.1	-	-	-	-	-	-	<0.1	-	
	2-methylnaphthalene	mg/kg	0.1	-	-	-	-	-	-	<0.1	-	
	2-methylphenol	mg/kg	0.1	-	-	-	-	-	-	<0.1	-	
	2-nitroaniline	mg/kg	0.1	-	-	-	-	-	-	<0.5	-	
	2-nitrophenol	mg/kg	0.1	-	-	-	-	-	-	<0.1	-	
	3-nitroaniline	mg/kg	0.1	-	-	-	-	-	-	<14.5	-	
	4,6-Dinitro-2-methylphenol	mg/kg	0.2	-	-	-	-	-	-	<0.2	-	
	4-chloro-3-methylphenol	mg/kg	0.1	-	-	-	-	-	-	<0.1	-	
	4-chloroaniline	mg/kg	0.1	-	-	-	-	-	-	<0.5	-	
	4-chlorophenol	mg/kg	0.5	620	-	-	-	-	-	<0.5	-	
	4-chlorophenyl phenyl ether	mg/kg	0.1	-	-	-	-	-	-	<0.1	-	
	4-methylphenol	mg/kg	0.1	-	-	-	-	-	-	<0.1	-	
	Azobenzene	mg/kg	0.1	-	-	-	-	-	-	<0.3	-	
	Benzoic Acid	mg/kg	0.5	-	-	-	-	-	-	<0.5	-	
	Bis(2-chlorophenoxy) methane	mg/kg	0.1	-	-	-	-	-	-	<0.1	-	
	Bis(2-chloroethyl) ether	mg/kg	0.1	-	-	-	-	-	-	<0.1	-	
	Bis(2-chloroisopropyl) ether	mg/kg	0.1	-	-	-	-	-	-	<0.5	-	
	Bis(2-ethylhexyl) phthalate	mg/kg	0.1	-	-	-	-	-	-	<0.2	-	
	Butyl benzyl phthalate	mg/kg	0.1	-	-	-	-	-	-	<0.2	-	
	Carbazole	mg/kg	0.1	-	-	-	-	-	-	<0.3	-	
	Dibenzofuran	mg/kg	0.1	-	-	-	-	-	-	<0.1	-	
	Diethylphthalate	mg/kg	0.1	-	-	-	-	-	-	<0.1	-	
	Dimethyl phthalate	mg/kg	0.1	-	-	-	-	-	-	<0.1	-	
	Di-n-butyl phthalate	mg/kg	0.1	-	-	-	-	-	-	<0.1	-	
	Di-n-octyl phthalate	mg/kg	0.1	-	-	-	-	-	-	<0.2	-	
	Hexachlorobenzene	mg/kg	0.002	16	-	-	-	-	-	<0.1	-	
	Hexachlorocyclopentadiene	mg/kg	0.1	-	-	-	-	-	-	<0.1	-	
	Hexachloroethane	mg/kg	0.1	-	-	-	-	-	-	<0.1	-	
	Isophorone	mg/kg	0.1	-	-	-	-	-	-	<0.1	-	
	Nitrobenzene	mg/kg	0.1	-	-	-	-	-	-	<0.5	-	
	N-nitrosodipropylamine	mg/kg	0.1	-	-	-	-	-	-	<0.9	-	
n-Nitrosodiphenylamine	mg/kg	0.1	-	-	-	-	-	-	<0.1	-		
Pentachlorobenzene	mg/kg	0.001	100	-	-	-	-	-	-	-		
Pentachloronitrobenzene	mg/kg	0.05	-	-	-	-	-	-	-	-		
Pentachlorophenol	mg/kg	0.1	60	-	-	-	-	-	<0.5	-		
PCB	PCB-110	mg/kg	-	-	-	-	-	-	-	-	-	
	PCB-128	mg/kg	-	-	-	-	-	-	-	-	-	
	PCB-141	mg/kg	-	-	-	-	-	-	-	-	-	
	PCB-149	mg/kg	-	-	-	-	-	-	-	-	-	
	PCB-151	mg/kg	-	-	-	-	-	-	-	-	-	
	PCB-158	mg/kg	-	-	-	-	-	-	-	-	-	
	PCB-170	mg/kg	-	-	-	-	-	-	-	-	-	
	PCB-18	mg/kg	-	-	-	-	-	-	-	-	-	
	PCB-183	mg/kg	-	-	-	-	-	-	-	-	-	
	PCB-187	mg/kg	-	-	-	-	-	-	-	-	-	
	PCB-194	mg/kg	-	-	-	-	-	-	-	-	-	
	PCB-31	mg/kg	-	-	-	-	-	-	-	-	-	
	PCB-44	mg/kg	-	-	-	-	-	-	-	-	-	
	PCB-49	mg/kg	-	-	-	-	-	-	-	-	-	
	2,2,4-tetrachloro-1,1-Biphenyl	mg/kg	-	-	-	-	-	-	-	-	-	
	2,3,4,4-tetrachloro-1,1-Biphenyl	mg/kg	-	-	-	-	-	-	-	-	-	
	Heptachlorobiphenyl, 2,3,3,4,4,5,5- (PCB 189)	mg/kg	0.003	<0.005	<0.005	<0.005	-	<0.005	<0.005	<0.005	<0.005	<0.005
	Hexachlorobiphenyl, 2,3,3,4,4,5- (PCB 156)	mg/kg	0.003	<0.005	<0.005	<0.005	-	<0.005	<0.005	<0.005	<0.005	<0.005
	Hexachlorobiphenyl, 2,3,3,4,4,5- (PCB 157)	mg/kg	0.003	<0.005	<0.005	<0.005	-	<0.005	<0.005	<0.005	<0.005	<0.005
	Hexachlorobiphenyl, 2,3,4,4,5,5- (PCB 167)	mg/kg	0.003	<0.005	<0.005	<0.005	-	<0.005	<0.005	<0.005	<0.005	<0.005
	Hexachlorobiphenyl, 3,3,4,4,5,5- (PCB 169)	mg/kg	0.003	<0.005	<0.005	<0.005	-	<0.005	<0.005	<0.005	<0.005	<0.005
	PCB 101	mg/kg	0.003	0.0288	<0.005	<0.005	-	<0.005	<0.005	<0.005	<0.005	<0.005
	PCB 118	mg/kg	0.003	0.0261	<0.005	<0.005	-	<0.005	<0.005	<0.005	<0.005	<0.005
	PCB 138	mg/kg	0.003	<0.005	<0.005	<0.005	-	<0.005	<0.005	<0.005	<0.005	<0.005
	PCB 153	mg/kg	0.003	0.0256	<0.005	<0.005	-	<0.005	<0.005	<0.005	<0.005	<0.005
	PCB 160	mg/kg	0.003	0.00939	<0.005	<0.005	-	<0.005	<0.005	<0.005	<0.005	<0.005
	PCB 26	mg/kg	0.003	<0.005	<0.005	<0.005	-	<0.005	<0.005	<0.005	<0.005	<0.005
	PCB 52	mg/kg	0.003	0.0113	<0.005	<0.005	-	<0.005	<0.005	<0.005	<0.005	<0.005
	Pentachlorobiphenyl, 2,3,3,4,4- (PCB 105)	mg/kg	0.003	0.0133	<0.005	<0.005	-	<0.005	<0.005	<0.005	<0.005	<0.005
	Pentachlorobiphenyl, 2,3,3,4,5- (PCB 114)	mg/kg	0.003	<0.005	<0.005	<0.005	-	<0.005	<0.005	<0.005	<0.005	<0.005
	Pentachlorobiphenyl, 2,3,4,4,5- (PCB 123)	mg/kg	0.003	<0.005	<0.005	<0.005	-	<0.005	<0.005	<0.005	<0.005	<0.005
	Pentachlorobiphenyl, 3,3,4,4,5- (PCB 126)	mg/kg	0.003	<0.005	<0.005	<0.005	-	<0.005	<0.005	<0.005	<0.005	<0.005
Tetrachlorobiphenyl, 3,3,4,4- (PCB 77)	mg/kg	0.003	<0.005	<0.005	<0.005	-	<0.005	<0.005	<0.005	<0.005	<0.005	
Tetrachlorobiphenyl, 3,4,4,5- (PCB 81)	mg/kg	0.003	<0.005	<0.005	<0.005	-	<0.005	<0.005	<0.005	<0.005	<0.005	
Total PCB 7 congeners	mg/kg	0.021	-	-	-	-	<0.005	<0.005	<0.005	<0.005	<0.005	
Total PCB WHO 12	mg/kg	0.036	-	-	-	-	-	-	-	-	-	

		Field ID	BH07065-X-4.00-ES-191212	BH07065-X-6.00-ES-191212	BH07065-X-7.00-ES-191212	BH07065-X-8.00-ES-191212	BH07066-X-0.05-ES-191121	BH07066-X-0.60-ES-191121	BH07066-X-1.00-ES-191121	BH07066-X-2.00-ES-200107	BH07066-X-3.00-ES-200107	
		Location Code	BH07065	BH07065	BH07065	BH07065	BH07066	BH07066	BH07066	BH07066	BH07066	
		Sample Depth Range	4	6	7	8	0.05	0.6	1	2	3	
		Sample Date	12/12/2019	12/12/2019	12/12/2019	12/12/2019	21/11/2019	21/11/2019	21/11/2019	07/01/2020	07/01/2020	
		Matrix Description	LQM S4UL Public Open Space (POS) Residential - 1% SOM									
		C4SL Public Open Space (POS) Residential										
Chem Group	ChemName	output unit	EQ1									
Phenolics	Xenonols	mg/kg	0.015	-	-	-	-	-	-	-	-	
	Phenol Index	mg/kg	0.5	<0.5	<0.5	<0.5	<0.5	<0.5	<0.5	<0.5	<0.5	
	3-84-methylphenol	mg/kg	0.1	-	-	-	-	-	-	-	-	
	Cresol Total	mg/kg	0.01	-	-	-	-	-	-	-	-	
Phenols Monohydric	Phenol	mg/kg	0.01	-	-	-	-	-	<0.1	-	-	
	Phenols Monohydric	mg/kg	0.035	-	-	-	-	-	-	-	-	
	Dibutyltin	mg/kg	-	-	-	-	-	-	-	-	-	
	Monophenyltin	mg/kg	-	-	-	-	-	-	-	-	-	
Organotins	Diphenyltin	mg/kg	-	-	-	-	-	-	-	-	-	
	Monobutyltin	mg/kg	-	-	-	-	-	-	-	-	-	
	Tetrabutyltin	mg/kg	-	-	-	-	-	-	-	-	-	
	Tributyltin	mg/kg	0.001	<0.005	<0.005	<0.005	-	<0.005	<0.005	<0.005	<0.005	
Pesticides	Triphenyltin	mg/kg	-	-	-	-	-	-	-	-	-	
	Ethionfos	mg/kg	0.002	-	-	-	-	-	-	-	-	
	Heptachlor epoxide	mg/kg	0.002	-	-	-	-	-	-	-	-	
	Methachlor	mg/kg	0.002	-	-	-	-	-	-	-	-	
Pesticides	Propetamphos	mg/kg	0.002	-	-	-	-	-	-	-	-	
	Simetryn	mg/kg	0.05	-	-	-	-	-	-	-	-	
	Sodium Acifluorfen	mg/kg	-	-	-	-	-	-	-	-	-	
	Tosazene	mg/kg	0.003	-	-	-	-	-	-	-	-	
Pesticides	2,4,5-TP (Silvex)	mg/kg	-	-	-	-	-	-	-	-	-	
	Hedonal	mg/kg	-	-	-	-	-	-	-	-	-	
	2,4-DDT	mg/kg	0.003	-	-	-	-	-	-	-	-	
	2,4-Dichloroac	mg/kg	-	-	-	-	-	-	-	-	-	
Pesticides	4-(2,4-Dichlorophenoxy)butyric Acid (2,4-DB)	mg/kg	-	-	-	-	-	-	-	-	-	
	4,4-DDE	mg/kg	0.005	-	-	-	-	-	-	-	-	
	4-Chlorophenoxy acetic acid	mg/kg	-	-	-	-	-	-	-	-	-	
	a-BHC	mg/kg	0.002	24	-	-	-	-	-	-	-	
Pesticides	Aldrin	mg/kg	0.002	18	-	-	-	-	-	-	-	
	Ametryn	mg/kg	0.05	-	-	-	-	-	-	-	-	
	Acetyl (hexyl)	mg/kg	-	-	-	-	-	-	-	-	-	
	Atrazin	mg/kg	0.05	1200	-	-	-	-	-	-	-	
Pesticides	Azinophos methyl	mg/kg	0.005	-	-	-	-	-	-	-	-	
	b-BHC	mg/kg	0.002	8.1	-	-	-	-	-	-	-	
	Bentazone	mg/kg	0.1	-	-	-	-	-	-	-	-	
	Bromoxnill	mg/kg	-	-	-	-	-	-	-	-	-	
Pesticides	Carbofenthiol	mg/kg	0.003	-	-	-	-	-	-	-	-	
	chlordan	mg/kg	0.002	-	-	-	-	-	-	-	-	
	Chlordane (cis)	mg/kg	0.002	-	-	-	-	-	-	-	-	
	Azinphos Ethyl	mg/kg	0.005	-	-	-	-	-	-	-	-	
Pesticides	Chlordane (trans)	mg/kg	0.05	-	-	-	-	-	-	-	-	
	Chlorfenvinphos	mg/kg	0.003	-	-	-	-	-	-	-	-	
	Chlorotoluron	mg/kg	-	-	-	-	-	-	-	-	-	
	Chlorovifos	mg/kg	0.002	-	-	-	-	-	-	-	-	
Pesticides	Chlorpyrifos-methyl	mg/kg	0.002	-	-	-	-	-	-	-	-	
	Cyanazine	mg/kg	-	-	-	-	-	-	-	-	-	
	d-BHC	mg/kg	0.002	-	-	-	-	-	-	-	-	
	DDD	mg/kg	0.005	-	-	-	-	-	-	-	-	
Pesticides	DDT	mg/kg	0.005	-	-	-	-	-	-	-	-	
	Chlorfalonil	mg/kg	0.002	-	-	-	-	-	-	-	-	
	Diazinon	mg/kg	0.001	-	-	-	-	-	-	-	-	
	Dicamba	mg/kg	-	-	-	-	-	-	-	-	-	
Pesticides	Dichlobenil	mg/kg	0.001	-	-	-	-	-	-	-	-	
	cis-Permethrin	mg/kg	0.003	-	-	-	-	-	-	-	-	
	Dichlorvos	mg/kg	0.002	16	-	-	-	-	-	-	-	
	Diclofop	mg/kg	-	-	-	-	-	-	-	-	-	
Pesticides	Dieldrin	mg/kg	0.005	18	-	-	-	-	-	-	-	
	Dimethoate	mg/kg	0.003	-	-	-	-	-	-	-	-	
	Dinoseb	mg/kg	-	-	-	-	-	-	-	-	-	
	Diuron	mg/kg	-	-	-	-	-	-	-	-	-	
Pesticides	Endosulfan I	mg/kg	0.001	1200	-	-	-	-	-	-	-	
	Endosulfan II	mg/kg	0.01	-	-	-	-	-	-	-	-	
	Endosulfan sulphate	mg/kg	0.005	-	-	-	-	-	-	-	-	
	Endrin	mg/kg	0.003	-	-	-	-	-	-	-	-	
Pesticides	Endrin ketone	mg/kg	0.03	-	-	-	-	-	-	-	-	
	Ethion	mg/kg	0.003	-	-	-	-	-	-	-	-	
	Fenitrothion	mg/kg	0.005	-	-	-	-	-	-	-	-	
	Fenithion	mg/kg	0.01	-	-	-	-	-	-	-	-	
Pesticides	Fluroxypyr	mg/kg	0.1	-	-	-	-	-	-	-	-	

		Field ID	BH07066-X-4.00-ES-191212	BH07065-X-6.00-ES-191212	BH07065-X-7.00-ES-191212	BH07065-X-8.00-ES-191212	BH07066-X-0.05-ES-191121	BH07066-X-0.60-ES-191121	BH07066-X-1.00-ES-191121	BH07066-X-2.00-ES-200107	BH07066-X-3.00-ES-200107	
		Location Code	BH07065	BH07065	BH07065	BH07065	BH07066	BH07066	BH07066	BH07066	BH07066	
		Sample Depth Range	4	6	7	8	0.05	0.6	1	2	3	
		Sample Date	12/12/2019	12/12/2019	12/12/2019	12/12/2019	21/11/2019	21/11/2019	21/11/2019	07/01/2020	07/01/2020	
		Matrix Description	LQM S4UL Public Open Space (POS) Residential - 1% SOM									
		C4SL Public Open Space (POS) Residential										
Chem Group	ChemName	output unit	EQL									
	g-BHC (Lindane)	mg/kg	0.001	-	-	-	-	-	-	-	-	
	Heptachlor	mg/kg	0.003	-	-	-	-	-	-	-	-	
	Isodrin	mg/kg	0.002	-	-	-	-	-	-	-	-	
	Isoproturon	mg/kg	-	-	-	-	-	-	-	-	-	
	Linuron	mg/kg	-	-	-	-	-	-	-	-	-	
	Malathion	mg/kg	0.002	-	-	-	-	-	-	-	-	
	2-Methyl-4-chlorophenoxyacetic acid	mg/kg	-	-	-	-	-	-	-	-	-	
	2-Methyl-4-Chlorophenoxy Butanoic Acid	mg/kg	-	-	-	-	-	-	-	-	-	
	Mecoprop	mg/kg	-	-	-	-	-	-	-	-	-	
	Methoxychlor	mg/kg	0.005	-	-	-	-	-	-	-	-	
	Methyl carathion	mg/kg	0.01	-	-	-	-	-	-	-	-	
	Mevinphos (Phosdrin)	mg/kg	0.002	-	-	-	-	-	-	-	-	
	o,p-DDD	mg/kg	0.005	-	-	-	-	-	-	-	-	
	o,p'-DDE	mg/kg	0.002	-	-	-	-	-	-	-	-	
	o,p'-Methoxychlor	mg/kg	0.05	-	-	-	-	-	-	-	-	
	Parathion	mg/kg	0.005	-	-	-	-	-	-	-	-	
	Pendimethalin	mg/kg	0.01	-	-	-	-	-	-	-	-	
	Permethrin	mg/kg	0.05	-	-	-	-	-	-	-	-	
	Permethrin II	mg/kg	0.003	-	-	-	-	-	-	-	-	
	Phorate	mg/kg	0.01	-	-	-	-	-	-	-	-	
	Priniphos-methyl	mg/kg	0.002	-	-	-	-	-	-	-	-	
	Priniphos-ethyl	mg/kg	0.002	-	-	-	-	-	-	-	-	
	Prometon	mg/kg	0.05	-	-	-	-	-	-	-	-	
	Prometryn	mg/kg	0.05	-	-	-	-	-	-	-	-	
	Pronamide	mg/kg	0.002	-	-	-	-	-	-	-	-	
	Propazine	mg/kg	0.05	-	-	-	-	-	-	-	-	
	Propiconazole	mg/kg	-	-	-	-	-	-	-	-	-	
	Propoxycarbazono-sodium	mg/kg	-	-	-	-	-	-	-	-	-	
	Simazine	mg/kg	0.05	-	-	-	-	-	-	-	-	
	Terbutryn	mg/kg	0.05	-	-	-	-	-	-	-	-	
	Terbutylazine	mg/kg	0.05	-	-	-	-	-	-	-	-	
	Phoxalone	mg/kg	0.005	-	-	-	-	-	-	-	-	
	Phosphamidon	mg/kg	0.005	-	-	-	-	-	-	-	-	
	Triadimefon	mg/kg	0.002	-	-	-	-	-	-	-	-	
	Triallate	mg/kg	0.002	-	-	-	-	-	-	-	-	
	Triclopyr	mg/kg	0.1	-	-	-	-	-	-	-	-	
	Triclosan	mg/kg	-	-	-	-	-	-	-	-	-	
	Trifluralin	mg/kg	0.01	-	-	-	-	-	-	-	-	
	Tebuconazole	mg/kg	-	-	-	-	-	-	-	-	-	
	Telodrin	mg/kg	0.05	-	-	-	-	-	-	-	-	
	Triazophos	mg/kg	0.003	-	-	-	-	-	-	-	-	
SVOC TIC	SVOC TICs - Detect	Detect	-	-	-	-	-	-	-	-	-	
	Anthraquinone 9,10-	mg/kg	-	-	-	-	-	-	-	-	-	
	SVOC Tentatively Identified Compounds	mg/kg	0.1	-	-	-	-	-	-	-	-	
	Aniline	mg/kg	0.3	-	-	-	-	-	-	-	-	
VOC TIC	VOC TICs - Detect	Detect	-	-	-	-	-	-	-	-	-	
	VOC Tentatively Identified Compounds	mg/kg	0.05	-	-	-	-	-	-	-	-	
	Freon 113	mg/kg	0.005	-	-	-	-	-	-	-	-	
Other	Temperature	°C	-	-	-	-	-	-	-	-	-	
	Conductivity @ 20°C	µS/cm	14	-	-	-	-	-	-	-	-	
	% Stones >4mm	%	60.2	0	0	0	0	0	75	100	0	
	Fraction of non-crushable material	%	0	0	0	0	0	0	0	0	0	
	Moisture Content (dried @35°C)	%	-	-	-	-	-	-	-	-	-	
	Moisture Content 105C	%	0.1	29	38.8	44.2	44.1	27.5	31.2	20.4	19.7	
	pH (Lab)	pH Units	1	7.4	8.4	7.9	8	8.5	8.2	9	9.8	
	Stone Content	%	0.1	0	5.4	6.1	6.1	4.8	5.9	10.7	1.7	
	Total Organic Carbon	%	0.02	19.4	7.1	5.5	5.19	0.55	0.51	1	1.48	
											0.75	

**Env Stds Comments**  
 #1:GAC is only presented as speciated chromium. 7.7mg/kg is used for hexavalent. If hexavalent chromium (CVI) data is available, a value of 1,500mg/kg r  
 #2:C4SL for lead adopted  
 #3:GAC only presented as speciated mercury. 16mg/kg is used for elemental mercury. If the CSM indicates that elemental mercury is not a CoC and mercury  
 #4:Updated S4UL for nickel  
 #5:S4UL exceeds solubility saturation limit  
 #6:Criteria derived for Al<sup>3</sup>-C16-C35 split between Al<sup>3</sup>-C16-21 & Al<sup>3</sup>-C21-35. Requires summation of fractions to use Al<sup>3</sup>-C16-C35 criteria.  
 #7:Criteria presented is for p-xylene. A separate value is presented for o-xylene.  
 #8:S4UL based on a threshold protective of direct skin contact with phenyl

**Legend**

38.2	Results exceeds GAC.
<50	Results MDL is greater than GAC.
NAD	No asbestos detected.
-	Determinand has not been tested for.

**Notes**  
 A range is given where a determinand has been analysed for by more than one method.



		Field ID	BH07066-X-4.00-ES-200107	BH07066-X-4.50-ACM-200107	BH07066-X-5.00-ES-200107	BH07066-X-6.00-ES-200107	BH07066-X-7.00-ES-200107	BH07066-X-7.50-ES-200108	BH07066-X-7.50-ES-200108	BH07066-X-7.50-ES-200108	BH07067-X-0.20-ES-200123	BH07067-X-0.80-ES-200123
		Location Code	BH07066	BH07066	BH07066	BH07066	BH07066	BH07066	BH07066	BH07066	BH07067	BH07067
		Sample Depth	4	4.5	5	6	7	7.5	7.5	7.5	0.2	0.8
		Range										
		Matrix Description										
		Sampled Date Time	07/01/2020	07/01/2020	07/01/2020	07/01/2020	07/01/2020	07/01/2020	08/01/2020	08/01/2020	23/01/2020	23/01/2020
		LQM S4UL Public Open Space (POS) Residential										
		C4SL Public Open Space (POS) Residential										
Chem Group	ChemName	output unit	EQL									
Anthrax	Detection of Anthrax (Bacillus Anthracis)			-	-	-	-	-	-	-	-	-
Metals	Antimony	mg/kg	0.1	-	5	14.5	19.5	-	-	-	-	-
	Arsenic	mg/kg	0.3	79	15.6	37.1	35.2	20.3	13.8	20.6	18.6	19.5
	Boron	mg/kg	0.5	21000	7.9	9.2	13.4	15	11.9	9.4	5.1	5.4
	Cadmium	mg/kg	0.02	220	0.41	0.24	2.47	0.53	0.11	0.21	0.33	0.29
	Chromium (hexavalent)	mg/kg	0.1	21	7.7	<0.1	<0.1	<0.1	<0.1	<0.1	<0.1	<0.1
	Chromium	mg/kg	0.5	21	25.5	407.9	280.5	67.6	28.2	42.4	42.9	41.3
	Cobalt	mg/kg	0.1	-	-	-	-	-	-	-	-	-
	Copper	mg/kg	0.5	12000	115.2	578.3	1233	127.3	13.6	47.2	18.2	16.7
	Lead	mg/kg	0.5	630	203	635.1	1024	214.4	17.5	75.3	37.2	32
	Mercury	mg/kg	0.1	3	0.46	2.54	2.46	0.74	<0.1	0.44	<0.1	<0.1
	Molybdenum	mg/kg	0.1	15	1.5	5.7	6.5	-	-	-	-	-
	Nickel	mg/kg	0.2	23000	26.4	62.9	79.6	44.4	24.4	29.6	27.6	27
	Selenium	mg/kg	0.5	1100	1.7	1.6	1.7	1.6	<0.5	<0.5	1.1	1.1
	Vanadium	mg/kg	0.2	2000	45.2	71.5	46.3	-	-	-	-	-
	Zinc	mg/kg	1.0	81000	201.3	800	1611	536.2	76.3	280.2	116.8	111
Asbestos	Anthophyllite	Detect		-	-	-	-	-	-	-	-	-
	Asbestos Containing Material	Detect		-	1	-	-	-	-	-	-	-
	Asbestos Analysis Comments			-	-	-	-	-	-	-	-	-
	Asbestos PCOM Quantification	%	0.001	-	-	-	-	-	-	-	-	-
	Asbestos Quantification Total	%	0.001	-	-	0.003	0.003	-	-	-	-	-
	Asbestos: Actinolite	Detect		-	-	-	-	-	-	-	-	-
	Additional Asbestos Components (Using TM048)	Comment		-	-	-	-	-	-	-	-	-
	Crocidolite Asbestos	Detect		-	-	-	-	-	-	-	-	-
	Asbestos Gravimetric Quantification	%	0.001	-	-	-	-	-	-	-	-	-
	Asbestos ID (Stage 1)	Detect		NAD	NAD	Detected	Detected	NAD	NAD	NAD	NAD	NAD
	Chrysotile Asbestos	Detect		-	-	-	-	-	-	-	-	-
	Amosite Asbestos	Detect		-	-	-	-	-	-	-	-	-
	Non-Asbestos Fibre	Detect		-	-	-	-	-	-	-	-	-
	Tremolite	Detect		-	-	-	-	-	-	-	-	-
Inorganics	Ammoniacal Nitrogen as N	mg/kg	12	-	-	-	-	-	-	-	-	-
	Cyanide (Free)	mg/kg	0.5	<0.5	-	<0.5	<0.5	<0.5	<0.5	<0.5	<0.5	<0.5
	Cyanide Total	mg/kg	0.5	<0.5	-	0.8	1.5	<0.5	<0.5	<0.5	<0.5	<0.5
	Cyanides-complex	mg/kg	1	-	-	-	-	-	-	-	-	-
	Phosphates	mg/kg	4	-	-	-	-	-	-	-	-	-
PAH	Coronene	mg/kg	0.3	-	-	-	-	-	-	-	-	-
	Naphthalene	mg/kg	0.005	4900	<0.08	0.21	0.3	<0.08	<0.08	<0.08	<0.08	<0.08
	Acenaphthene	mg/kg	0.008	15000	<0.08	-	<0.08	<0.08	<0.08	<0.08	<0.08	<0.08
	Acenaphthylene	mg/kg	0.012	15000	<0.08	-	<0.08	<0.08	<0.08	<0.08	<0.08	<0.08
	Fluoranthene	mg/kg	0.017	3100	1.32	1.73	1.04	0.11	0.23	0.81	<0.08	<0.08
	Anthracene	mg/kg	0.016	74000	0.16	0.22	0.15	<0.08	<0.08	0.43	<0.08	<0.08
	Phenanthrene	mg/kg	0.015	3100	0.39	0.54	0.41	<0.08	0.09	0.24	<0.08	<0.08
	Fluorene	mg/kg	0.01	9000	<0.08	-	<0.08	<0.08	<0.08	<0.08	<0.08	<0.08
	Chrysene	mg/kg	0.01	57	0.73	1	0.64	0.09	0.14	0.4	<0.08	<0.08
	Pyrene	mg/kg	0.015	7400	1.16	1.65	0.86	0.1	0.17	0.54	<0.08	<0.08
	Benzo(a)anthracene	mg/kg	0.014	29	0.72	1.07	0.61	0.1	0.14	0.34	<0.08	<0.08
	Benzo(b)fluoranthene	mg/kg	0.015	7.1	0.95	1.49	0.96	0.16	0.19	0.61	<0.08	<0.08
	Benzo(k)fluoranthene	mg/kg	0.014	190	0.41	0.55	0.36	<0.08	0.09	0.23	<0.08	<0.08
	Benzo(a)pyrene	mg/kg	0.015	10	0.76	1.16	0.71	0.12	0.15	0.43	<0.08	<0.08
	Dibenz(a,h)anthracene	mg/kg	0.023	0.57	0.13	0.21	0.14	<0.08	<0.08	<0.08	<0.08	<0.08
	Benzo(g,h,i)perylene	mg/kg	0.024	640	0.49	0.84	0.57	0.1	0.1	0.25	<0.08	<0.08
	Indeno(1,2,3-c,d)pyrene	mg/kg	0.018	82	0.62	1.06	0.68	0.1	0.13	0.3	<0.08	<0.08
	PAH 16 Total	mg/kg	0.118	-	<8.15	-	<12	<7.68	<1.52	<1.93	<4.67	<1.28
TPH CWG	>C6-C8 Aliphatics	mg/kg	0.01	6000000 <sup>NS</sup>	<0.2	-	<0.2	<0.2	-	-	-	-
	>C6-C7 Aliphatics	mg/kg	0.2	-	<0.2	-	<0.2	<0.2	-	-	-	-
	>C6-C8 Aliphatics	mg/kg	0.01	600000	<0.2	-	<0.2	<0.2	-	-	-	-
	>C10-C44 Aliphatics	mg/kg	5	-	-	-	-	-	-	-	-	-
	>C7-C8 Aliphatics	mg/kg	0.2	-	<0.2	-	<0.2	<0.2	-	-	-	-
	>C10-C44 Aliphatics/Aromatics	mg/kg	10	-	-	-	-	-	-	-	-	-
	>C8-C10 Aliphatics	mg/kg	0.01	13000	<0.2	-	<0.2	<0.2	-	-	-	-
	>C10-C12 Aliphatics	mg/kg	0.01	13000	<4	-	<4	<4	-	-	-	-
	>C12-C16 Aliphatics	mg/kg	0.1	4	4	5	13	-	-	-	-	-
	>C16-C21 Aliphatics	mg/kg	0.1	125000 <sup>NS</sup>	<4	-	18	-	-	-	-	-
	>C21-C35 Aliphatics	mg/kg	0.1	125000 <sup>NS</sup>	<8.76	-	121	-	-	-	-	-
	>C35-C44 Aliphatics	mg/kg	0.1	250000	-	-	-	-	-	-	-	-
	>C5-C10 Aliphatics	mg/kg	0.05	-	-	-	-	-	-	-	-	-
	>C8-C40 Aliphatics	mg/kg	20	-	<20	-	21	220	-	-	-	-
	Total Aliphatics >C12-C44	mg/kg	0.1	-	-	-	-	-	-	-	-	-
	>EC5-EC10 Aromatics	mg/kg	0.05	-	-	-	-	-	-	-	-	-
	>EC5-EC7 Aromatics	mg/kg	0.01	56000	<0.2	-	<0.2	<0.2	-	-	-	-
	>EC6-EC7 Aromatics	mg/kg	0.01	-	-	-	-	-	-	-	-	-
	>EC7-EC8 Aromatics	mg/kg	0.01	56000	<0.2	-	<0.2	<0.2	-	-	-	-
	>EC8-EC10 Aromatics	mg/kg	0.01	5000	<4	-	<4	<4	-	-	-	-
	>EC10-EC12 Aromatics	mg/kg	0.01	5000	6	-	4	-	-	-	-	-
	>EC8-EC40 Aromatics	mg/kg	20	112	126	112	432	-	-	-	-	-
	>EC10-EC44 Aromatics	mg/kg	5	-	-	-	-	-	-	-	-	-
	>EC12-EC16 Aromatics	mg/kg	0.1	5100	11	-	9	-	-	-	-	-
	>EC16-EC21 Aromatics	mg/kg	0.1	3800	15	-	35	-	-	-	-	-
	>EC21-EC35 Aromatics	mg/kg	0.1	3800	75	-	265	-	-	-	-	-
	>EC35-EC44 Aromatics	mg/kg	0.1	3800	-	-	-	-	-	-	-	-
	>EC40-EC44 Aromatics	mg/kg	0.1	-	-	-	-	-	-	-	-	-
	>EC12-EC44 Aromatics	mg/kg	0.1	-	-	-	-	-	-	-	-	-
	TPH Aliphatics & Aromatics >C5-44	mg/kg	0.1	-	-	-	-	-	-	-	-	-

Chem Group	ChemName	output unit	EQL	Field ID	BH07066-X-4.00-ES-200107	BH07066-X-4.50-ACM-200107	BH07066-X-5.00-ES-200107	BH07066-X-6.00-ES-200107	BH07066-X-7.00-ES-200107	BH07066-X-7.50-ES-200108	BH07066-X-7.50-ES-200108	BH07067-X-0.20-ES-200123	BH07067-X-0.80-ES-200123	
				Location Code	BH07066	BH07066	BH07066	BH07066	BH07066	BH07066	BH07066	BH07066	BH07067	BH07067
				Sample Depth Range	4	4.5	5	6	7	7.5	7.5	0.2	0.8	
				Sample Date Time	07/01/2020	07/01/2020	07/01/2020	07/01/2020	07/01/2020	08/01/2020	08/01/2020	23/01/2020	23/01/2020	
				Matrix Description	LQM S4UL Public Open Space (POS) Residential - 1% SOM									
				C4SL Public Open Space (POS) Residential										
TPH	>C6-C8	mg/kg	0.02	<0.2	-	-	<0.2	<0.2	-	-	-	-	-	
	>C6-C7	mg/kg	0.02	<0.2	-	-	<0.2	<0.2	-	-	-	-		
	>C7-C8	mg/kg	0.02	<0.2	-	-	<0.2	<0.2	-	-	-	-		
	>C6-C9	mg/kg	0.2	<0.2	-	-	<0.2	<0.2	-	-	-	-		
	>C8-C10	mg/kg	0.02	<0.2	-	-	<0.2	<0.2	<0.2	2.64	<0.2	<0.2		
	>C10-C12	mg/kg	0.02	-	-	-	-	-	<0.2	<0.2	<0.2	<0.2		
	>C12-C16	mg/kg	2	-	-	-	-	<0.2	<0.2	5.8	<0.2	<0.2		
	>C16-C21	mg/kg	2	-	-	-	-	3.47	6.44	17.8	11.8	9.38		
	>C21-C28	mg/kg	35	-	-	-	-	-	-	-	-	-		
	>C21-C35	mg/kg	4.38	-	-	-	-	17.2	71.7	91.9	29.2	15.2		
	>C28-C35	mg/kg	35	-	-	-	-	-	-	-	-	-		
	>C21-C40	mg/kg	10	-	-	-	-	27.7	85.4	102	34.3	18.4		
	>C35-C40	mg/kg	35	-	-	-	-	-	-	-	-	-		
	GRO >C5-10	mg/kg	0.02	-	-	-	-	-	-	-	-	-		
	TPH >C8-C40	mg/kg	10	-	-	-	-	<34	<94.5	<126.7	<47.5	<29.1		
	EPH >C5-40	mg/kg	35	-	-	-	-	-	-	-	-	-		
	EPH >C10-40	mg/kg	35	-	-	-	-	-	-	-	-	-		
GRO	mg/kg	0.2	<0.2	-	-	<0.2	<0.2	-	-	-	-			
GRO >C5-12	mg/kg	0.1	-	-	-	-	-	-	-	-	-			
TPH by GC/ED (AR)	mg/kg	10	-	-	-	-	34.4	96.9	128	47.6	29.2			
BTEX and MTE	Benzene	mg/kg	0.001	140	72	<0.01 - 0.001	-	<0.01 - 0.004	<0.01 - 0.003	34.4	128	47.6	29.2	
	Toluene	mg/kg	0.005	-	56000	<0.005	-	<0.005	-	-	-	-		
	Ethylbenzene	mg/kg	0.002	-	24000	<0.01	-	<0.01	-	-	-	-		
	Xylene (m & o)	mg/kg	0.004	-	41000	<0.004	-	<0.004	-	-	-	-		
	Xylene (o)	mg/kg	0.002	-	41000	<0.002	-	<0.002	-	-	-	-		
	Xylene Total	mg/kg	0.02	-	-	<0.03	-	<0.03	-	-	-	-		
	MTE	mg/kg	0.001	-	-	-	-	-	-	-	-	-		
Total BTEX	mg/kg	0.04	-	-	-	-	-	-	-	-	-			
VOC	Styrene	mg/kg	0.001	-	-	-	-	-	-	-	-	-		
	cis-1,3-dichloroethene	mg/kg	0.001	-	-	-	-	-	-	-	-	-		
	trans-1,3-dichloroethene	mg/kg	0.001	-	-	-	-	-	-	-	-	-		
	1,1,1,2-tetrachloroethane	mg/kg	0.001	1400	-	-	-	-	-	-	-	-		
	1,1,1-trichloroethane	mg/kg	0.001	140000	-	-	-	-	-	-	-	-		
	1,1,2,2-tetrachloroethane	mg/kg	0.001	1400	-	-	-	-	-	-	-	-		
	1,1,2-dichloroethane	mg/kg	0.001	-	-	-	-	-	-	-	-	-		
	1,1-dichloroethane	mg/kg	0.001	-	-	-	-	-	-	-	-	-		
	1,1-dichloroethene	mg/kg	0.001	-	-	-	-	-	-	-	-	-		
	1,1-dichloroethene	mg/kg	0.001	-	-	-	-	-	-	-	-	-		
	1,2-dichloroethane	mg/kg	0.001	-	-	-	-	-	-	-	-	-		
	1,2-dichloroethene	mg/kg	0.001	-	-	-	-	-	-	-	-	-		
	1,2-dibromo-3-chloropropane	mg/kg	0.001	-	-	-	-	-	-	-	-	-		
	1,2-dibromoethane	mg/kg	0.001	-	-	-	-	-	-	-	-	-		
	1,2-dichloroethane	mg/kg	0.001	29	-	-	-	-	-	-	-	-		
	1,2-dichloroethene	mg/kg	0.001	-	-	-	-	-	-	-	-	-		
	1,3,5-trimethylbenzene	mg/kg	0.001	-	-	-	-	-	-	-	-	-		
	1,3-dichloropropane	mg/kg	0.001	-	-	-	-	-	-	-	-	-		
	2,2-dichloropropane	mg/kg	0.001	-	-	-	-	-	-	-	-	-		
	2-chlorotoluene	mg/kg	0.001	-	-	-	-	-	-	-	-	-		
	4-chlorotoluene	mg/kg	0.001	-	-	-	-	-	-	-	-	-		
	Bromobenzene	mg/kg	0.001	-	-	-	-	-	-	-	-	-		
	Bromochloromethane	mg/kg	0.001	-	-	-	-	-	-	-	-	-		
	Bromodichloromethane	mg/kg	0.001	-	-	-	-	-	-	-	-	-		
	Bromofrom	mg/kg	0.001	-	-	-	-	-	-	-	-	-		
	Bromomethane	mg/kg	0.001	-	-	-	-	-	-	-	-	-		
	Carbon disulfide	mg/kg	0.007	11000	-	-	-	-	-	-	-	-		
	Carbon tetrachloride	mg/kg	0.001	890	-	-	-	-	-	-	-	-		
	Chlorobromomethane	mg/kg	0.001	-	-	-	-	-	-	-	-	-		
	Chloroethane	mg/kg	0.002	-	-	-	-	-	-	-	-	-		
	Chloroform	mg/kg	0.001	2500	-	-	-	-	-	-	-	-		
	Chloromethane	mg/kg	0.003	-	-	-	-	-	-	-	-	-		
	cis-1,2-dichloroethene	mg/kg	0.005	-	-	-	-	-	-	-	-	-		
	Dibromomethane	mg/kg	0.001	-	-	-	-	-	-	-	-	-		
	Dichlorodifluoromethane	mg/kg	0.001	-	-	-	-	-	-	-	-	-		
	Dichloromethane	mg/kg	0.01	-	-	-	-	-	-	-	-	-		
	Isopropylbenzene	mg/kg	0.001	-	-	-	-	-	-	-	-	-		
n-butylbenzene	mg/kg	0.001	-	-	-	-	-	-	-	-	-			
n-propylbenzene	mg/kg	0.001	-	-	-	-	-	-	-	-	-			
p-isocrotyltoluene	mg/kg	0.001	-	-	-	-	-	-	-	-	-			
sec-butylbenzene	mg/kg	0.001	-	-	-	-	-	-	-	-	-			
Trichloroethene	mg/kg	0.001	120	-	-	-	-	-	-	-	-			
tert-butylbenzene	mg/kg	0.001	-	-	-	-	-	-	-	-	-			
Tetrachloroethene	mg/kg	0.003	1400	-	-	-	-	-	-	-	-			
trans-1,2-dichloroethene	mg/kg	0.001	-	-	-	-	-	-	-	-	-			
Trichlorofluoromethane	mg/kg	0.001	-	-	-	-	-	-	-	-	-			
Vinyl chloride	mg/kg	0.001	3.5	-	-	-	-	-	-	-	-			
tert-Amyl methyl ether	mg/kg	0.01	-	-	-	-	-	-	-	-	-			
VOC/SVOC	1,2,3-trichlorobenzene	mg/kg	0.001	-	-	-	-	-	-	-	-	-		
	1,2,4-trichlorobenzene	mg/kg	0.003	15000	-	-	-	-	-	-	-	-		
	1,2-dichlorobenzene	mg/kg	0.001	90000	-	-	-	-	-	-	-	-		
	1,3,5-Trichlorobenzene	mg/kg	0.001	1700	-	-	-	-	-	-	-	-		
	1,3-dichlorobenzene	mg/kg	0.001	300	-	-	-	-	-	-	-	-		
	1,4-dichlorobenzene	mg/kg	0.001	17000	-	-	-	-	-	-	-	-		
	Chlorobenzene	mg/kg	0.001	11000	-	-	-	-	-	-	-	-		
Hexachlorobutadiene	mg/kg	0.002	25	-	-	-	-	-	-	-	-			

		Field ID	BH07066-X-4.00-ES-200107	BH07066-X-4.50-ACM-200107	BH07066-X-5.00-ES-200107	BH07066-X-6.00-ES-200107	BH07066-X-7.00-ES-200107	BH07066-X-7.50-ES-200108	BH07066-X-7.50-ES-200108	BH07067-X-0.20-ES-200123	BH07067-X-0.80-ES-200123	
		Location Code	BH07066	BH07066	BH07066	BH07066	BH07066	BH07066	BH07066	BH07067	BH07067	
		Sample Depth	4	4.5	5	6	7	7.5	7.5	0.2	0.8	
		Range										
		Sampled Date	07/01/2020	07/01/2020	07/01/2020	07/01/2020	07/01/2020	08/01/2020	08/01/2020	23/01/2020	23/01/2020	
		Matrix Description	LQM S4UL Public Open Space (POS) Residential - 1% SOM									
		C4SL Public Open Space (POS) Residential										
Chem Group	ChemName	output unit	EQL									
SVOC	Benzyl alcohol	mg/kg	0.5	-	-	-	-	-	-	-	-	
	Diphenyl ether	mg/kg	0.1	-	-	-	-	-	-	-	-	
	4-bromophenyl phenyl ether	mg/kg	0.1	-	-	-	-	-	-	-	-	
	4-nitroaniline	mg/kg	0.1	-	-	-	-	-	-	-	-	
	4-nitrophenol	mg/kg	0.1	-	-	-	-	-	-	-	-	
	1,1-Biohexyl	mg/kg	0.1	-	-	-	-	-	-	-	-	
	1,2,3,4-tetrachlorobenzene	mg/kg	0.001	830	-	-	-	-	-	-	-	
	1-Methylnaphthalene	mg/kg	0.1	-	-	-	-	-	-	-	-	
	2,4,5-trichlorophenol	mg/kg	0.1	-	-	-	-	-	-	-	-	
	2,4,6-trichlorophenol	mg/kg	0.1	-	-	-	-	-	-	-	-	
	2,4-dichlorophenol	mg/kg	0.1	-	-	-	-	-	-	-	-	
	2,4-dimethylphenol	mg/kg	0.1	-	-	-	-	-	-	-	-	
	2,4-dinitrophenol	mg/kg	0.5	-	-	-	-	-	-	-	-	
	2,4-dinitrotoluene	mg/kg	0.1	-	-	-	-	-	-	-	-	
	2,6-dinitrotoluene	mg/kg	0.1	-	-	-	-	-	-	-	-	
	2-chloronaphthalene	mg/kg	0.1	-	-	-	-	-	-	-	-	
	2-chlorophenol	mg/kg	0.1	-	-	-	-	-	-	-	-	
	2-methylnaphthalene	mg/kg	0.1	-	-	-	-	-	-	-	-	
	2-methylphenol	mg/kg	0.1	-	-	-	-	-	-	-	-	
	2-nitroaniline	mg/kg	0.1	-	-	-	-	-	-	-	-	
	2-nitrophenol	mg/kg	0.1	-	-	-	-	-	-	-	-	
	3-nitroaniline	mg/kg	0.1	-	-	-	-	-	-	-	-	
	4,6-Dinitro-2-methylphenol	mg/kg	0.2	-	-	-	-	-	-	-	-	
	4-chloro-3-methylphenol	mg/kg	0.1	-	-	-	-	-	-	-	-	
	4-chloroaniline	mg/kg	0.1	-	-	-	-	-	-	-	-	
	4-chlorophenol	mg/kg	0.5	620	-	-	-	-	-	-	-	
	4-chlorophenyl phenyl ether	mg/kg	0.1	-	-	-	-	-	-	-	-	
	4-methylphenol	mg/kg	0.1	-	-	-	-	-	-	-	-	
	Azobenzene	mg/kg	0.1	-	-	-	-	-	-	-	-	
	Benzoic Acid	mg/kg	0.5	-	-	-	-	-	-	-	-	
	Bis(2-chlorophenyl) methane	mg/kg	0.1	-	-	-	-	-	-	-	-	
	Bis(2-chloroethyl) ether	mg/kg	0.1	-	-	-	-	-	-	-	-	
	Bis(2-chloroisopropyl) ether	mg/kg	0.1	-	-	-	-	-	-	-	-	
	Bis(2-ethylhexyl) phthalate	mg/kg	0.1	-	-	-	-	-	-	-	-	
	Butyl benzyl phthalate	mg/kg	0.1	-	-	-	-	-	-	-	-	
	Cabazole	mg/kg	0.1	-	-	-	-	-	-	-	-	
	Dibenzofuran	mg/kg	0.1	-	-	-	-	-	-	-	-	
	Diethylphthalate	mg/kg	0.1	-	-	-	-	-	-	-	-	
	Dimethyl phthalate	mg/kg	0.1	-	-	-	-	-	-	-	-	
	Di-n-butyl phthalate	mg/kg	0.1	-	-	-	-	-	-	-	-	
	Di-n-octyl phthalate	mg/kg	0.1	-	-	-	-	-	-	-	-	
	Hexachlorobenzene	mg/kg	0.002	16	-	-	-	-	-	-	-	
	Hexachlorocyclopentadiene	mg/kg	0.1	-	-	-	-	-	-	-	-	
	Hexachloroethane	mg/kg	0.1	-	-	-	-	-	-	-	-	
	Isophorone	mg/kg	0.1	-	-	-	-	-	-	-	-	
	Nitrobenzene	mg/kg	0.1	-	-	-	-	-	-	-	-	
	N-nitrosodipropylamine	mg/kg	0.1	-	-	-	-	-	-	-	-	
n-Nitrosodiphenylamine	mg/kg	0.1	-	-	-	-	-	-	-	-		
Pentachlorobenzene	mg/kg	0.001	100	-	-	-	-	-	-	-		
Pentachloronitrobenzene	mg/kg	0.05	-	-	-	-	-	-	-	-		
Pentachlorophenol	mg/kg	0.1	60	-	-	-	-	-	-	-		
PCB	PCB-110	mg/kg	-	-	-	-	-	-	-	-	-	
	PCB-128	mg/kg	-	-	-	-	-	-	-	-	-	
	PCB-141	mg/kg	-	-	-	-	-	-	-	-	-	
	PCB-149	mg/kg	-	-	-	-	-	-	-	-	-	
	PCB-151	mg/kg	-	-	-	-	-	-	-	-	-	
	PCB-158	mg/kg	-	-	-	-	-	-	-	-	-	
	PCB-170	mg/kg	-	-	-	-	-	-	-	-	-	
	PCB-18	mg/kg	-	-	-	-	-	-	-	-	-	
	PCB-183	mg/kg	-	-	-	-	-	-	-	-	-	
	PCB-187	mg/kg	-	-	-	-	-	-	-	-	-	
	PCB-194	mg/kg	-	-	-	-	-	-	-	-	-	
	PCB-31	mg/kg	-	-	-	-	-	-	-	-	-	
	PCB-44	mg/kg	-	-	-	-	-	-	-	-	-	
	PCB-49	mg/kg	-	-	-	-	-	-	-	-	-	
	2,2,4-tetrachloro-1,1-Biphenyl	mg/kg	-	-	-	-	-	-	-	-	-	
	2,3,4,4-tetrachloro-1,1-Biphenyl	mg/kg	-	-	-	-	-	-	-	-	-	
	Heptachlorobiphenyl, 2,3,3,4,4,5,5- (PCB 189)	mg/kg	0.003	-	<0.005	-	<0.005	-	<0.005	-	-	
	Hexachlorobiphenyl, 2,3,3,4,4,5- (PCB 156)	mg/kg	0.003	-	<0.005	-	<0.005	-	<0.005	-	-	
	Hexachlorobiphenyl, 2,3,3,4,4,5- (PCB 157)	mg/kg	0.003	-	<0.005	-	<0.005	-	<0.005	-	-	
	Hexachlorobiphenyl, 2,3,4,4,5,5- (PCB 167)	mg/kg	0.003	-	<0.005	-	<0.005	-	<0.005	-	-	
	Hexachlorobiphenyl, 3,3,4,4,5,5- (PCB 169)	mg/kg	0.003	-	<0.005	-	<0.005	-	<0.005	-	-	
	PCB 101	mg/kg	0.003	-	<0.005	-	<0.005	-	<0.005	-	-	
	PCB 118	mg/kg	0.003	-	<0.005	-	<0.005	-	<0.005	-	-	
	PCB 138	mg/kg	0.003	-	<0.005	-	<0.005	-	<0.005	-	-	
	PCB 153	mg/kg	0.003	-	<0.005	-	<0.005	-	<0.005	-	-	
	PCB 160	mg/kg	0.003	-	<0.005	-	<0.005	-	<0.005	-	-	
	PCB 26	mg/kg	0.003	-	<0.005	-	<0.005	-	<0.005	-	-	
PCB 52	mg/kg	0.003	-	<0.005	-	<0.005	-	<0.005	-	-		
Pentachlorobiphenyl, 2,3,3,4,4- (PCB 105)	mg/kg	0.003	-	<0.005	-	<0.005	-	<0.005	-	-		
Pentachlorobiphenyl, 2,3,4,4,5- (PCB 114)	mg/kg	0.003	-	<0.005	-	<0.005	-	<0.005	-	-		
Pentachlorobiphenyl, 2,3,4,4,5- (PCB 123)	mg/kg	0.003	-	<0.005	-	<0.005	-	<0.005	-	-		
Pentachlorobiphenyl, 3,3,4,4,5- (PCB 126)	mg/kg	0.003	-	<0.005	-	<0.005	-	<0.005	-	-		
Tetrachlorobiphenyl, 3,3,4,4- (PCB 77)	mg/kg	0.003	-	<0.005	-	<0.005	-	<0.005	-	-		
Tetrachlorobiphenyl, 3,4,4,5- (PCB 81)	mg/kg	0.003	-	<0.005	-	<0.005	-	<0.005	-	-		
Total PCB 7 congeners	mg/kg	0.021	-	-	-	-	-	-	-	-		
Total PCB WHO 12	mg/kg	0.036	-	-	-	-	-	-	-	-		

		Field ID	BH07066-X-4.00-ES-200107	BH07066-X-4.50-ACM-200107	BH07066-X-5.00-ES-200107	BH07066-X-6.00-ES-200107	BH07066-X-7.00-ES-200107	BH07066-X-7.50-ES-200108	BH07066-X-7.50-ES-200108	BH07067-X-0.20-ES-200123	BH07067-X-0.80-ES-200123
		Location Code	BH07066	BH07066	BH07066	BH07066	BH07066	BH07066	BH07066	BH07067	BH07067
		Sample Depth Range	4	4.5	5	6	7	7.5	7.5	0.2	0.8
		Sample Date	07/01/2020	07/01/2020	07/01/2020	07/01/2020	07/01/2020	08/01/2020	08/01/2020	23/01/2020	23/01/2020
		Matrix Description	LQM S4UL Public Open Space (POS) Residential - 1% SOM								
		C4SL Public Open Space (POS) Residential									
Chem Group	ChemName	output unit	EQL								
Phenolics	Xenonols	mg/kg	0.015	-	-	-	-	-	-	-	-
	Phenol Index	mg/kg	0.5	<0.5	<0.5	<0.5	<0.5	11.4	4.7	<0.5	<0.5
	3-34-methylphenol	mg/kg	0.1	-	-	-	-	-	-	-	-
	Cresol Total	mg/kg	0.01	-	-	-	-	-	-	-	-
Phenols Monochydric	Phenol	mg/kg	0.01	-	-	-	-	-	-	-	-
	Phenols Monochydric	mg/kg	0.035	-	-	-	-	-	-	-	-
	Dibutyltin	mg/kg	-	-	-	-	-	-	-	-	-
	Monophenyltin	mg/kg	-	-	-	-	-	-	-	-	-
Organotins	Diphenyltin	mg/kg	-	-	-	-	-	-	-	-	-
	Monobutyltin	mg/kg	-	-	-	-	-	-	-	-	-
	Tetrabutyltin	mg/kg	-	-	-	-	-	-	-	-	-
	Tributyltin	mg/kg	0.001	<0.005	<0.005	<0.005	-	-	-	-	-
Pesticides	Triphenyltin	mg/kg	-	-	-	-	-	-	-	-	-
	Ethionfos	mg/kg	0.002	-	-	-	-	-	-	-	-
	Hepatachlor epoxide	mg/kg	0.002	-	-	-	-	-	-	-	-
	Methachlorfos	mg/kg	0.002	-	-	-	-	-	-	-	-
Pesticides	Propetamphos	mg/kg	0.002	-	-	-	-	-	-	-	-
	Simetryn	mg/kg	0.05	-	-	-	-	-	-	-	-
	Sodium Acifluorfen	mg/kg	-	-	-	-	-	-	-	-	-
	Tosazene	mg/kg	0.003	-	-	-	-	-	-	-	-
Pesticides	2,4,5-TP (Silvex)	mg/kg	-	-	-	-	-	-	-	-	-
	Hedonal	mg/kg	-	-	-	-	-	-	-	-	-
	2,4-DDT	mg/kg	0.003	-	-	-	-	-	-	-	-
	2,4-Dichloroac	mg/kg	-	-	-	-	-	-	-	-	-
Pesticides	4-(2,4-Dichlorophenoxy)butyric Acid (2,4-DB)	mg/kg	-	-	-	-	-	-	-	-	-
	4,4-DDE	mg/kg	0.005	-	-	-	-	-	-	-	-
	4-Chlorophenoxy acetic acid	mg/kg	-	-	-	-	-	-	-	-	-
	a-BHC	mg/kg	0.002	24	-	-	-	-	-	-	-
Pesticides	Aldrin	mg/kg	0.002	18	-	-	-	-	-	-	-
	Ametryn	mg/kg	0.05	-	-	-	-	-	-	-	-
	Acetyl (hexnill)	mg/kg	-	-	-	-	-	-	-	-	-
	Atrazin	mg/kg	0.05	1200	-	-	-	-	-	-	-
Pesticides	Atrazine	mg/kg	0.05	-	-	-	-	-	-	-	-
	Azinophos methyl	mg/kg	0.005	-	-	-	-	-	-	-	-
	b-BHC	mg/kg	0.002	8.1	-	-	-	-	-	-	-
	Bentazone	mg/kg	0.1	-	-	-	-	-	-	-	-
Pesticides	Bromoxynil	mg/kg	-	-	-	-	-	-	-	-	-
	Carbofenthothion	mg/kg	0.003	-	-	-	-	-	-	-	-
	chlordan	mg/kg	0.002	-	-	-	-	-	-	-	-
	Chlordane (cis)	mg/kg	0.002	-	-	-	-	-	-	-	-
Pesticides	Azinphos Ethyl	mg/kg	0.005	-	-	-	-	-	-	-	-
	Chlordane (trans)	mg/kg	0.05	-	-	-	-	-	-	-	-
	Chlorfenvinphos	mg/kg	0.003	-	-	-	-	-	-	-	-
	Chlorotoluron	mg/kg	-	-	-	-	-	-	-	-	-
Pesticides	Chlorovifos	mg/kg	0.002	-	-	-	-	-	-	-	-
	Chlorpyrifos-methyl	mg/kg	0.002	-	-	-	-	-	-	-	-
	Cyanazine	mg/kg	-	-	-	-	-	-	-	-	-
	d-BHC	mg/kg	0.002	-	-	-	-	-	-	-	-
Pesticides	DDD	mg/kg	0.005	-	-	-	-	-	-	-	-
	DDT	mg/kg	0.005	-	-	-	-	-	-	-	-
	Chlorothalonil	mg/kg	0.002	-	-	-	-	-	-	-	-
	Diazinon	mg/kg	0.001	-	-	-	-	-	-	-	-
Pesticides	Dicamba	mg/kg	-	-	-	-	-	-	-	-	-
	Dichlobenil	mg/kg	0.001	-	-	-	-	-	-	-	-
	cis-Permethrin	mg/kg	0.003	-	-	-	-	-	-	-	-
	Dichlorvos	mg/kg	0.002	16	-	-	-	-	-	-	-
Pesticides	Diclofop	mg/kg	-	-	-	-	-	-	-	-	-
	Dieldrin	mg/kg	0.005	18	-	-	-	-	-	-	-
	Dimethoate	mg/kg	0.003	-	-	-	-	-	-	-	-
	Dinoseb	mg/kg	-	-	-	-	-	-	-	-	-
Pesticides	Diuron	mg/kg	-	-	-	-	-	-	-	-	-
	Endosulfan I	mg/kg	0.001	1200	-	-	-	-	-	-	-
	Endosulfan II	mg/kg	0.01	-	-	-	-	-	-	-	-
	Endosulfan sulphate	mg/kg	0.005	-	-	-	-	-	-	-	-
Pesticides	Endrin	mg/kg	0.003	-	-	-	-	-	-	-	-
	Endrin ketone	mg/kg	0.03	-	-	-	-	-	-	-	-
	Ethion	mg/kg	0.003	-	-	-	-	-	-	-	-
	Fenitrothion	mg/kg	0.005	-	-	-	-	-	-	-	-
Pesticides	Fenitrothion	mg/kg	0.01	-	-	-	-	-	-	-	-
	Fluroxypyr	mg/kg	0.1	-	-	-	-	-	-	-	-

		Field ID	BH07066-X-4.00-ES-200107	BH07066-X-4.50-ACM-200107	BH07066-X-5.00-ES-200107	BH07066-X-6.00-ES-200107	BH07066-X-7.00-ES-200107	BH07066-X-7.50-ES-200108	BH07066-X-7.50-ES-200108	BH07067-X-0.20-ES-200123	BH07067-X-0.80-ES-200123	
		Location Code	BH07066	BH07066	BH07066	BH07066	BH07066	BH07066	BH07066	BH07067	BH07067	
		Sample Depth Range	4	4.5	5	6	7	7.5	7.5	0.2	0.8	
		Sample Date Time	07/01/2020	07/01/2020	07/01/2020	07/01/2020	07/01/2020	08/01/2020	08/01/2020	23/01/2020	23/01/2020	
		Matrix Description	LQM S4UL Public Open Space (POS) Residential - 1% SOM									
		C4SL Public Open Space (POS) Residential										
Chem Group	ChemName	output unit	EQL									
	α-BHC (Lindane)	mg/kg	0.001	-	-	-	-	-	-	-	-	
	Heptachlor	mg/kg	0.003	-	-	-	-	-	-	-	-	
	Isodrin	mg/kg	0.002	-	-	-	-	-	-	-	-	
	Isoproturon	mg/kg	-	-	-	-	-	-	-	-	-	
	Linuron	mg/kg	-	-	-	-	-	-	-	-	-	
	Malathion	mg/kg	0.002	-	-	-	-	-	-	-	-	
	2-Methyl-4-chlorophenoxyacetic acid	mg/kg	-	-	-	-	-	-	-	-	-	
	2-Methyl-4-Chlorophenoxy Butanoic Acid	mg/kg	-	-	-	-	-	-	-	-	-	
	Meconop	mg/kg	-	-	-	-	-	-	-	-	-	
	Methoxychlor	mg/kg	0.005	-	-	-	-	-	-	-	-	
	Methyl carathion	mg/kg	0.01	-	-	-	-	-	-	-	-	
	Mevinfos (Phosdrin)	mg/kg	0.002	-	-	-	-	-	-	-	-	
	o,p-DDD	mg/kg	0.005	-	-	-	-	-	-	-	-	
	o,p'-DDE	mg/kg	0.002	-	-	-	-	-	-	-	-	
	o,p-Methoxychlor	mg/kg	0.05	-	-	-	-	-	-	-	-	
	Parathion	mg/kg	0.005	-	-	-	-	-	-	-	-	
	Pendimethalin	mg/kg	0.01	-	-	-	-	-	-	-	-	
	Permethrin	mg/kg	0.05	-	-	-	-	-	-	-	-	
	Permethrin II	mg/kg	0.003	-	-	-	-	-	-	-	-	
	Phorate	mg/kg	0.01	-	-	-	-	-	-	-	-	
	Priniphos-methyl	mg/kg	0.002	-	-	-	-	-	-	-	-	
	Priniphos-ethyl	mg/kg	0.002	-	-	-	-	-	-	-	-	
	Prometon	mg/kg	0.05	-	-	-	-	-	-	-	-	
	Prometryn	mg/kg	0.05	-	-	-	-	-	-	-	-	
	Pronamide	mg/kg	0.002	-	-	-	-	-	-	-	-	
	Propazine	mg/kg	0.05	-	-	-	-	-	-	-	-	
	Propiconazole	mg/kg	-	-	-	-	-	-	-	-	-	
	Propoxycarbazone-sodium	mg/kg	-	-	-	-	-	-	-	-	-	
	Simazine	mg/kg	0.05	-	-	-	-	-	-	-	-	
	Terbutryn	mg/kg	0.05	-	-	-	-	-	-	-	-	
	Terbutylazine	mg/kg	0.05	-	-	-	-	-	-	-	-	
	Phoxalone	mg/kg	0.005	-	-	-	-	-	-	-	-	
	Phosphamidon	mg/kg	0.005	-	-	-	-	-	-	-	-	
	Triadimefon	mg/kg	0.002	-	-	-	-	-	-	-	-	
	Triallate	mg/kg	0.002	-	-	-	-	-	-	-	-	
	Triclopyr	mg/kg	0.1	-	-	-	-	-	-	-	-	
	Tricosan	mg/kg	-	-	-	-	-	-	-	-	-	
	Trifluralin	mg/kg	0.01	-	-	-	-	-	-	-	-	
	Tebuconazole	mg/kg	-	-	-	-	-	-	-	-	-	
	Telodrin	mg/kg	0.05	-	-	-	-	-	-	-	-	
	Triazophos	mg/kg	0.003	-	-	-	-	-	-	-	-	
SVOC TIC	SVOC TICs - Detect	Detect	-	-	-	-	-	-	-	-	-	
	Anthraquinone 9,10-	mg/kg	-	-	-	-	-	-	-	-	-	
	SVOC Tentatively Identified Compounds	mg/kg	0.1	-	-	-	-	-	-	-	-	
	Aniline	mg/kg	0.3	-	-	-	-	-	-	-	-	
VOC TIC	VOC TICs - Detect	Detect	-	-	-	-	-	-	-	-	-	
	VOC Tentatively Identified Compounds	mg/kg	0.05	-	-	-	-	-	-	-	-	
	Freon 113	mg/kg	0.005	-	-	-	-	-	-	-	-	
Other	Temperature	°C	-	-	-	-	-	-	-	-	-	
	Conductivity @ 20°C	µS/cm	14	-	-	-	-	-	-	-	-	
	% Stones <4mm	%	0	-	-	-	-	-	-	-	-	
	Fraction of non-crushable material	%	0	-	-	-	-	-	-	-	-	
	Moisture Content (dried @35°C)	%	-	-	-	-	-	-	-	-	-	
	Moisture Content 105°C	%	0.1	24.7	-	31.9	32.5	36.1	44.7	38.6	32.3	
	pH (Lab)	pH Units	1	8.2	-	7.4	7.3	7.9	7.8	7.9	8.2	
	Stone Content	%	0.1	3.7	-	5.4	15.8	0	0	5	0	
	Total Organic Carbon	%	0.02	2.79	-	2.1	19.7	3.01	4.88	2.81	1.95	

**Env Stds Comments**  
 #1:GAC is only presented as speciated chromium. 7.7mg/kg is used for hexavalent. If hexavalent chromium (CVI) data is available, a value of 1,500mg/kg r  
 #2:C4SL for lead adopted  
 #3:GAC only presented as speciated mercury. 16mg/kg is used for elemental mercury. If the CSM indicates that elemental mercury is not a CoC and mercury  
 #4:Updated S4UL for nickel  
 #5:S4UL exceeds solubility saturation limit  
 #6:Criteria derived for Al<sup>3</sup>-C16-C35 split between Al<sup>3</sup>-C16-21 & Al<sup>3</sup>-C21-35. Requires summation of fractions to use Al<sup>3</sup>-C16-C35 criteria.  
 #7:Criteria presented is for p-xylene. A separate value is presented for o-xylene.  
 #8:S4UL based on a threshold protective of direct skin contact with phenol

**Legend**

38.2	Results exceeds GAC.
<50	Results MDL is greater than GAC.
NAD	No asbestos detected.
-	Determinand has not been tested for.

**Notes**  
 A range is given where a determinand has been analysed for by more than one method.

Chem Group	ChemName	output unit	EQ1	C4S1 Public Open Space (POS) Residential	LQM S4UL Public Open Space (POS) Residential - 1% SOM	Matrix Description											
						Field ID		Location Code		Sample Depth		Range		Samoled Date Time			
						BH07067-X-1.50-ES-200127	BH07067	BH07067-X-2.50-ES-200127	BH07067	BH07067-X-7.80-ES-200127	BH07067	BH07068-X-0.00-ES-200117	BH07068	BH07068-X-0.80-ES-200123	BH07068	BH07068-X-1.50-ES-200128	BH07068
Chem Group	ChemName	output unit	EQ1			27/01/2020	27/01/2020	27/01/2020	17/01/2020	23/01/2020	28/01/2020	29/01/2020	29/01/2020	29/01/2020	29/01/2020	28/01/2020	
Anthrax	Detection of Anthrax (Bacillus Anthracis)	Not isolated	-	-	-	-	-	-	-	-	-	-	-	-	-	-	-
Metals	Antimony	mg/kg	0.1	-	0.2	0.2	<0.1	-	-	0.3	-	-	-	-	-	-	-
	Arsenic	mg/kg	0.3	79	18.4	16.1	9.9	17.6	9.9	15.8	17.9	9.4	7.5	12.8			
	Boron	mg/kg	0.5	21000	6.4	10.7	4.6	4.5	8	6.2	4.1	0.7	8.7				
	Cadmium	mg/kg	0.02	220	0.18	0.2	0.16	0.36	0.14	0.16	0.19	0.15	0.16				
	Chromium (hexavalent)	mg/kg	0.1	21	7.7	<0.1	<0.1	<0.1	<0.1	<0.1	<0.1	<0.1	<0.1				
	Chromium	mg/kg	0.5	21	28.6	31.4	19.9	35.8	44.5	39.2	14	8.7	28.3				
	Cobalt	mg/kg	0.1	-	-	-	-	-	-	-	-	-	-				
	Copper	mg/kg	0.5	12000	12.4	13.7	8.2	17.2	14.5	14.6	9.4	9.9	12.8				
	Lead	mg/kg	0.5	630	15	14.5	7.9	31.8	22.1	16.6	7	4.4	13.9				
	Mercury	mg/kg	0.1	-	<0.1	<0.1	<0.1	<0.1	<0.1	<0.1	<0.1	<0.1	<0.1				
	Molybdenum	mg/kg	0.1	-	0.5	0.6	0.5	-	-	-	-	-	-				
	Nickel	mg/kg	0.2	23000	22.8	25.6	13.9	28.5	31.2	27.5	11.2	10.9	23.6				
	Selenium	mg/kg	0.5	1100	<0.5	<0.5	<0.5	0.7	<0.5	<0.5	<0.5	<0.5	<0.5				
	Vanadium	mg/kg	0.2	2000	49.3	53.7	32.9	48.9	76.8	64.3	90.2	66.6	28.3	69			
	Zinc	mg/kg	1.0	81000	76.7	76.7	48.9	100.3	94.3	90.2	66.6	28.3	69				
Asbestos	Anthophyllite	Detect	-	-	-	-	-	-	-	-	-	-	-	-	-	-	-
	Asbestos Containing Material	Detect	-	-	-	-	-	-	-	-	-	-	-	-	-	-	-
	Asbestos Analysis Comments	-	-	-	-	-	-	-	-	-	-	-	-	-	-	-	-
	Asbestos PCOM Quantification	%	0.001	-	-	-	-	-	-	-	-	-	-	-	-	-	-
	Asbestos Quantification Total	%	0.001	-	-	-	-	-	-	-	-	-	-	-	-	-	-
	Asbestos: Actinolite	Detect	-	-	-	-	-	-	-	-	-	-	-	-	-	-	-
	Additional Asbestos Components (Using TM048)	Comment	-	-	-	-	-	-	-	-	-	-	-	-	-	-	-
	Crocidolite Asbestos	Detect	-	-	-	-	-	-	-	-	-	-	-	-	-	-	-
	Asbestos Gravimetric Quantification	%	0.001	-	-	-	-	-	-	-	-	-	-	-	-	-	-
	Asbestos ID (Stage 1)	Detect	-	NAD	NAD	NAD	NAD	NAD	NAD	NAD	NAD	NAD	NAD	NAD	NAD	NAD	NAD
	Chrysotile Asbestos	Detect	-	-	-	-	-	-	-	-	-	-	-	-	-	-	-
	Amosite Asbestos	Detect	-	-	-	-	-	-	-	-	-	-	-	-	-	-	-
	Non-Asbestos Fibre	Detect	-	-	-	-	-	-	-	-	-	-	-	-	-	-	-
	Tremolite	Detect	-	-	-	-	-	-	-	-	-	-	-	-	-	-	-
Inorganics	Ammoniacal Nitrogen as N	mg/kg	12	-	-	-	-	-	-	-	-	-	-	-	-	-	-
	Cyanide (Free)	mg/kg	0.5	-	<0.5	<0.5	<0.5	<0.5	<0.5	<0.5	<0.5	<0.5	<0.5	<0.5	<0.5	<0.5	<0.5
	Cyanide Total	mg/kg	0.5	-	<0.5	<0.5	<0.5	<0.5	<0.5	<0.5	<0.5	<0.5	<0.5	<0.5	<0.5	<0.5	<0.5
	Cyanides-complex	mg/kg	1	-	-	-	-	-	-	-	-	-	-	-	-	-	-
	Phosphorus	mg/kg	4	-	-	-	-	-	-	-	-	-	-	-	-	-	-
PAH	Coronene	mg/kg	0.3	-	-	-	-	-	-	-	-	-	-	-	-	-	-
	Naphthalene	mg/kg	0.005	4900	<0.08	<0.08	<0.08	<0.08	<0.08	<0.08	<0.08	<0.08	<0.08	<0.08	<0.08	<0.08	<0.08
	Acenaphthene	mg/kg	0.008	15000	<0.08	<0.08	<0.08	<0.08	<0.08	<0.08	<0.08	<0.08	<0.08	<0.08	<0.08	<0.08	<0.08
	Acenaphthylene	mg/kg	0.012	19000	<0.08	<0.08	<0.08	<0.08	<0.08	<0.08	<0.08	<0.08	<0.08	<0.08	<0.08	<0.08	<0.08
	Fluoranthene	mg/kg	0.017	3100	<0.08	<0.08	<0.08	<0.08	<0.08	<0.08	<0.08	<0.08	<0.08	<0.08	<0.08	<0.08	<0.08
	Anthracene	mg/kg	0.016	74000	<0.08	<0.08	<0.08	<0.08	<0.08	<0.08	<0.08	<0.08	<0.08	<0.08	<0.08	<0.08	<0.08
	Phenanthrene	mg/kg	0.015	3100	<0.08	<0.08	<0.08	<0.08	<0.08	<0.08	<0.08	<0.08	<0.08	<0.08	<0.08	<0.08	<0.08
	Fluorene	mg/kg	0.01	9900	<0.08	<0.08	<0.08	<0.08	<0.08	<0.08	<0.08	<0.08	<0.08	<0.08	<0.08	<0.08	<0.08
	Chrysene	mg/kg	0.01	57	<0.08	<0.08	<0.08	<0.08	<0.08	<0.08	<0.08	<0.08	<0.08	<0.08	<0.08	<0.08	<0.08
	Pyrene	mg/kg	0.015	7400	<0.08	<0.08	<0.08	<0.08	<0.08	<0.08	<0.08	<0.08	<0.08	<0.08	<0.08	<0.08	<0.08
	Benzo(a)anthracene	mg/kg	0.014	29	<0.08	<0.08	<0.08	<0.08	<0.08	<0.08	<0.08	<0.08	<0.08	<0.08	<0.08	<0.08	<0.08
	Benzo(b)fluoranthene	mg/kg	0.015	7.1	<0.08	<0.08	<0.08	<0.08	<0.08	<0.08	<0.08	<0.08	<0.08	<0.08	<0.08	<0.08	<0.08
	Benzo(k)fluoranthene	mg/kg	0.014	190	<0.08	<0.08	<0.08	<0.08	<0.08	<0.08	<0.08	<0.08	<0.08	<0.08	<0.08	<0.08	<0.08
	Benzo(a)pyrene	mg/kg	0.015	5.7	<0.08	<0.08	<0.08	<0.08	<0.08	<0.08	<0.08	<0.08	<0.08	<0.08	<0.08	<0.08	<0.08
	Dibenz(a,h)anthracene	mg/kg	0.023	0.57	<0.08	<0.08	<0.08	<0.08	<0.08	<0.08	<0.08	<0.08	<0.08	<0.08	<0.08	<0.08	<0.08
	Benzo(g,h,i)perylene	mg/kg	0.024	640	<0.08	<0.08	<0.08	<0.08	<0.08	<0.08	<0.08	<0.08	<0.08	<0.08	<0.08	<0.08	<0.08
	Indeno(1,2,3-c,d)pyrene	mg/kg	0.018	82	<0.08	<0.08	<0.08	<0.08	<0.08	<0.08	<0.08	<0.08	<0.08	<0.08	<0.08	<0.08	<0.08
TPH CWG	PAH 16 Total	mg/kg	0.118	-	<1.28	<1.28	<1.28	<1.28	<1.28	<1.28	<1.28	<1.28	<1.28	<1.28	<1.28	<1.28	<1.28
	>C6-C8 Aliphatics	mg/kg	0.01	(see 1570000) <sup>85</sup>	<0.2	<0.2	<0.2	<0.2	<0.2	<0.2	<0.2	<0.2	<0.2	<0.2	<0.2	<0.2	<0.2
	>C6-C7 Aliphatics	mg/kg	0.2	600000	<0.2	<0.2	<0.2	<0.2	<0.2	<0.2	<0.2	<0.2	<0.2	<0.2	<0.2	<0.2	<0.2
	>C6-C8 Aliphatics	mg/kg	0.01	600000	<0.2	<0.2	<0.2	<0.2	<0.2	<0.2	<0.2	<0.2	<0.2	<0.2	<0.2	<0.2	<0.2
	>C10-C44 Aliphatics	mg/kg	5	-	-	-	-	-	-	-	-	-	-	-	-	-	-
	>C7-C8 Aliphatics	mg/kg	0.2	-	<0.2	<0.2	<0.2	<0.2	<0.2	<0.2	<0.2	<0.2	<0.2	<0.2	<0.2	<0.2	<0.2
	>C10-C44 Aliphatics/Aromatics	mg/kg	10	-	-	-	-	-	-	-	-	-	-	-	-	-	-
	>C8-C10 Aliphatics	mg/kg	0.01	13000	<0.2	<0.2	<0.2	<0.2	<0.2	<0.2	<0.2	<0.2	<0.2	<0.2	<0.2	<0.2	<0.2
	>C10-C12 Aliphatics	mg/kg	0.01	13000	<4	<4	<4	<4	<4	<4	<4	<4	<4	<4	<4	<4	<4
	>C12-C16 Aliphatics	mg/kg	0.1	19000	<4	<4	<4	<4	<4	<4	<4	<4	<4	<4	<4	<4	<4
	>C16-C21 Aliphatics	mg/kg	0.1	125000 <sup>86</sup>	<4	<4	<4	<4	<4	<4	<4	<4	<4	<4	<4	<4	<4
	>C21-C35 Aliphatics	mg/kg	0.1	125000 <sup>86</sup>	<8.76	18.7	<8.76	<8.76	<8.76	<8.76	<8.76	<8.76	<8.76	<8.76	<8.76	<8.76	<8.76
	>C35-C44 Aliphatics	mg/kg	0.1	250000	-	-	-	-	-	-	-	-	-	-	-	-	-
	>C8-C10 Aliphatics	mg/kg	0.05	-	-	-	-	-	-	-	-	-	-	-	-	-	-
	>C8-C40 Aliphatics	mg/kg	20	-	<20	<20	<20	<20	<20	<20	<20	<20	<20	<20	<20	<20	<20
	Total Aliphatics >C12-C44	mg/kg	0.1	-	-	-	-	-	-	-	-	-	-	-	-	-	-
	>EC5-EC10 Aromatics	mg/kg	0.05	-	-	-	-	-	-	-	-	-	-	-	-	-	-
	>EC5-EC7 Aromatics	mg/kg	0.01	56000	<0.2	<0.2	<0.2	<0.2	<0.2	<0.2	<0.2	<0.2	<0.2	<0.2	<0.2	<0.2	<0.2
	>EC6-EC7 Aromatics	mg/kg															

Chem Group	ChemName	output unit	EQL	Matrix Description											
				LQM S4UL Public Open Space (POS) Residential - 1% SOM											
				Field ID	Location Code	BH07067-X-1.50-ES-200127	BH07067-X-2.50-ES-200127	BH07067-X-7.80-ES-200127	BH07068-X-0.00-ES-200117	BH07068-X-0.80-ES-200123	BH07068-X-1.50-ES-200128	BH07068-X-11.60-ES-200129	BH07068-X-12.60-ES-200129	BH07068-X-2.30-ES-200128	
				Sample Depth	1.5	2.5	7.8	0	0.8	1.5	11.6	12.6	2.3		
				Range	27/01/2020	27/01/2020	27/01/2020	17/01/2020	23/01/2020	28/01/2020	29/01/2020	29/01/2020	28/01/2020		
				Sampled Date Time	27/01/2020	27/01/2020	27/01/2020	17/01/2020	23/01/2020	28/01/2020	29/01/2020	29/01/2020	28/01/2020		
				Matrix Description	LQM S4UL Public Open Space (POS) Residential - 1% SOM										
				C4SL Public Open Space (POS) Residential	LQM S4UL Public Open Space (POS) Residential - 1% SOM										
TPH	>C6-C8	mg/kg	0.02	<0.2	<0.2	<0.2	<0.2	<0.2	<0.2	<0.2	<0.2	<0.2	<0.2		
	>C6-C7	mg/kg	0.02	<0.2	<0.2	<0.2	<0.2	<0.2	<0.2	<0.2	<0.2	<0.2	<0.2		
	>C7-C8	mg/kg	0.02	<0.2	<0.2	<0.2	<0.2	<0.2	<0.2	<0.2	<0.2	<0.2	<0.2		
	>C6-C9	mg/kg	0.2	-	-	-	-	-	-	-	-	-	-		
	>C8-C10	mg/kg	0.02	<0.2	<0.2	<0.2	<0.2	<0.2	<0.2	<0.2	<0.2	<0.2	<0.2		
	>C10-C12	mg/kg	0.02	-	-	-	-	<2	<2	<2	<2	<2	<2		
	>C12-C16	mg/kg	2	-	-	-	-	-	-	<2	<2	<2	<2		
	>C16-C21	mg/kg	2	-	-	-	-	5.81	-	2.02	2.78	<2	2.22		
	>C21-C28	mg/kg	35	-	-	-	-	-	-	-	-	-	-		
	>C21-C35	mg/kg	4.38	-	-	-	-	-	-	-	-	-	-		
	>C28-C35	mg/kg	35	-	-	-	-	21.7	-	10.2	9.51	6.38	10.2		
	>C31-C40	mg/kg	10	-	-	-	-	-	-	-	-	-	-		
	>C35-C40	mg/kg	35	-	-	-	-	26.3	-	11.8	11.7	<10	11.9		
	GRO >C5-10	mg/kg	0.02	-	-	-	-	-	-	-	-	-	-		
	TPH >C8-C40	mg/kg	10	-	-	-	-	<34.4	-	<14.4	<17	<11.7	<14.8		
	EPH >C5-40	mg/kg	35	-	-	-	-	-	-	-	-	-	-		
	EPH >C10-40	mg/kg	35	-	-	-	-	-	-	-	-	-	-		
	GRO	mg/kg	0.2	<0.2	<0.2	<0.2	<0.2	<0.2	<0.2	<0.2	<0.2	<0.2	<0.2		
	TPH by GC/ED (AR)	mg/kg	10	-	-	-	-	34.2	-	14.2	17	11.5	14.7		
BTEX and MTEX	Benzene	mg/kg	0.001	140	72	<0.001	<0.001	<0.001	<0.001	<0.001	14.2	17	11.5	14.7	
	Toluene	mg/kg	0.005		56000	<0.005	<0.005	<0.005	<0.005	<0.005	-	-	-	-	
	Ethylbenzene	mg/kg	0.002		24000	<0.01	<0.01	<0.01	<0.01	<0.01	-	-	-	-	
	Xylene (m & o)	mg/kg	0.004		41000	<0.004	<0.004	<0.004	<0.004	<0.004	-	-	-	-	
	Xylene (o)	mg/kg	0.002		41000	<0.002	<0.002	<0.002	<0.002	<0.002	-	-	-	-	
	Xylene Total	mg/kg	0.02			<0.03	<0.03	<0.03	<0.03	<0.03	-	-	-	-	
	MTEX	mg/kg	0.001			-	-	-	-	-	-	-	-	-	
	Total BTEX	mg/kg	0.04			-	-	-	-	-	-	-	-	-	
VOC	Styrene	mg/kg	0.001			-	-	-	-	-	-	-	-	-	
	cis-1,3-dichloroethene	mg/kg	0.001			-	-	-	-	-	-	-	-	-	
	trans-1,3-dichloroethene	mg/kg	0.001			-	-	-	-	-	-	-	-	-	
	1,1,1,2-tetrachloroethane	mg/kg	0.001		1400	-	-	-	-	-	-	-	-	-	
	1,1,1,1-tetrachloroethane	mg/kg	0.001		140000	-	-	-	-	-	-	-	-	-	
	1,1,1,2,2-pentachloroethane	mg/kg	0.001		1400	-	-	-	-	-	-	-	-	-	
	1,1,1,2,2-pentachloroethane	mg/kg	0.001			-	-	-	-	-	-	-	-	-	
	1,1-dichloroethane	mg/kg	0.001			-	-	-	-	-	-	-	-	-	
	1,1-dichloroethane	mg/kg	0.001			-	-	-	-	-	-	-	-	-	
	1,1-dichloroethene	mg/kg	0.001			-	-	-	-	-	-	-	-	-	
	1,1-dichloroethene	mg/kg	0.001			-	-	-	-	-	-	-	-	-	
	1,2-dichloroethane	mg/kg	0.001			-	-	-	-	-	-	-	-	-	
	1,2-dichloroethane	mg/kg	0.001			-	-	-	-	-	-	-	-	-	
	1,2-dichloroethene	mg/kg	0.001		29	-	-	-	-	-	-	-	-	-	
	1,2-dichloroethene	mg/kg	0.001			-	-	-	-	-	-	-	-	-	
	1,3,5-trimethylbenzene	mg/kg	0.001			-	-	-	-	-	-	-	-	-	
	1,3-dichloropropane	mg/kg	0.001			-	-	-	-	-	-	-	-	-	
	2,2-dichloropropane	mg/kg	0.001			-	-	-	-	-	-	-	-	-	
	2-chlorotoluene	mg/kg	0.001			-	-	-	-	-	-	-	-	-	
	4-chlorotoluene	mg/kg	0.001			-	-	-	-	-	-	-	-	-	
	Bromobenzene	mg/kg	0.001			-	-	-	-	-	-	-	-	-	
	Bromochloromethane	mg/kg	0.001			-	-	-	-	-	-	-	-	-	
	Bromodichloromethane	mg/kg	0.001			-	-	-	-	-	-	-	-	-	
	Bromoform	mg/kg	0.001			-	-	-	-	-	-	-	-	-	
	Bromomethane	mg/kg	0.001			-	-	-	-	-	-	-	-	-	
	Carbon disulfide	mg/kg	0.007		11000	-	-	-	-	-	-	-	-	-	
	Carbon tetrachloride	mg/kg	0.001		890	-	-	-	-	-	-	-	-	-	
	Chlorobromomethane	mg/kg	0.001			-	-	-	-	-	-	-	-	-	
	Chloroethane	mg/kg	0.002			-	-	-	-	-	-	-	-	-	
	Chloroform	mg/kg	0.001		2500	-	-	-	-	-	-	-	-	-	
	Chloromethane	mg/kg	0.003			-	-	-	-	-	-	-	-	-	
	cis-1,2-dichloroethene	mg/kg	0.005			-	-	-	-	-	-	-	-	-	
	Dibromomethane	mg/kg	0.001			-	-	-	-	-	-	-	-	-	
	Dichlorodifluoromethane	mg/kg	0.001			-	-	-	-	-	-	-	-	-	
	Dichloromethane	mg/kg	0.01			-	-	-	-	-	-	-	-	-	
	Isopropylbenzene	mg/kg	0.001			-	-	-	-	-	-	-	-	-	
	n-butylbenzene	mg/kg	0.001			-	-	-	-	-	-	-	-	-	
	n-propylbenzene	mg/kg	0.001			-	-	-	-	-	-	-	-	-	
	p-isocrotyltoluene	mg/kg	0.001			-	-	-	-	-	-	-	-	-	
	sec-butylbenzene	mg/kg	0.001			-	-	-	-	-	-	-	-	-	
	Trichloroethene	mg/kg	0.001		120	-	-	-	-	-	-	-	-	-	
	tert-butylbenzene	mg/kg	0.001			-	-	-	-	-	-	-	-	-	
	Tetrachloroethene	mg/kg	0.003		1400	-	-	-	-	-	-	-	-	-	
	trans-1,2-dichloroethene	mg/kg	0.001			-	-	-	-	-	-	-	-	-	
	Trichlorofluoromethane	mg/kg	0.001			-	-	-	-	-	-	-	-	-	
	Vinyl chloride	mg/kg	0.001		3.5	-	-	-	-	-	-	-	-	-	
	tert-Amyl methyl ether	mg/kg	0.01			-	-	-	-	-	-	-	-	-	
VOC/SVOC	1,2,3-trichlorobenzene	mg/kg	0.001		1800	-	-	-	-	-	-	-	-	-	
	1,2,4-trichlorobenzene	mg/kg	0.003		15000	-	-	-	-	-	-	-	-	-	
	1,2-dichlorobenzene	mg/kg	0.001		90000	-	-	-	-	-	-	-	-	-	
	1,3,5-Trichlorobenzene	mg/kg	0.001		1700	-	-	-	-	-	-	-	-	-	
	1,3-dichlorobenzene	mg/kg	0.001		300	-	-	-	-	-	-	-	-	-	
	1,4-dichlorobenzene	mg/kg	0.001		17000	-	-	-	-	-	-	-	-	-	
	Chlorobenzene	mg/kg	0.001		11000	-	-	-	-	-	-	-	-	-	
	Hexachlorobutadiene	mg/kg	0.002		25	-	-	-	-	-	-	-	-	-	

		Field ID	BH07067-X-1.50-ES-200127	BH07067-X-2.50-ES-200127	BH07067-X-7.80-ES-200127	BH07068-X-0.00-ES-200117	BH07068-X-0.80-ES-200123	BH07068-X-1.50-ES-200128	BH07068-X-11.60-ES-200129	BH07068-X-12.60-ES-200129	BH07068-X-2.30-ES-200128
		Location Code	BH07067	BH07067	BH07067	BH07068	BH07068	BH07068	BH07068	BH07068	BH07068
		Sample Depth Range	1.5	2.5	7.8	0	0.8	1.5	11.6	12.6	2.3
		Sample Date	27/01/2020	27/01/2020	27/01/2020	17/01/2020	23/01/2020	28/01/2020	29/01/2020	29/01/2020	28/01/2020
		Matrix Description	LQM S4UL Public Open Space (POS) Residential - 1% SOM								
		C4SL Public Open Space (POS) Residential									
Chem Group	ChemName	output unit	EQL								
SVOC	Benzyl alcohol	mg/kg	0.5	-	-	-	-	-	-	-	-
	Diphenyl ether	mg/kg	0.1	-	-	-	-	-	-	-	-
	4-bromophenyl phenyl ether	mg/kg	0.1	-	-	-	-	-	-	-	-
	4-nitroaniline	mg/kg	0.1	-	-	-	-	-	-	-	-
	4-nitrophenol	mg/kg	0.1	-	-	-	-	-	-	-	-
	1,1-Biohexyl	mg/kg	0.1	-	-	-	-	-	-	-	-
	1,2,3,4-tetrachlorobenzene	mg/kg	0.001	830	-	-	-	-	-	-	-
	1-Methylvinylthalene	mg/kg	0.1	-	-	-	-	-	-	-	-
	2,4,5-trichlorophenol	mg/kg	0.1	-	-	-	-	-	-	-	-
	2,4,6-trichlorophenol	mg/kg	0.1	-	-	-	-	-	-	-	-
	2,4-dichlorophenol	mg/kg	0.1	-	-	-	-	-	-	-	-
	2,4-dimethylphenol	mg/kg	0.1	-	-	-	-	-	-	-	-
	2,4-dinitrophenol	mg/kg	0.5	-	-	-	-	-	-	-	-
	2,4-dinitrotoluene	mg/kg	0.1	-	-	-	-	-	-	-	-
	2,6-dinitrotoluene	mg/kg	0.1	-	-	-	-	-	-	-	-
	2-chloronaphthalene	mg/kg	0.1	-	-	-	-	-	-	-	-
	2-chlorophenol	mg/kg	0.1	-	-	-	-	-	-	-	-
	2-methylnaphthalene	mg/kg	0.1	-	-	-	-	-	-	-	-
	2-methylphenol	mg/kg	0.1	-	-	-	-	-	-	-	-
	2-nitroaniline	mg/kg	0.1	-	-	-	-	-	-	-	-
	2-nitrophenol	mg/kg	0.1	-	-	-	-	-	-	-	-
	3-nitroaniline	mg/kg	0.1	-	-	-	-	-	-	-	-
	4,6-Dinitro-2-methylphenol	mg/kg	0.2	-	-	-	-	-	-	-	-
	4-chloro-3-methylphenol	mg/kg	0.1	-	-	-	-	-	-	-	-
	4-chloroaniline	mg/kg	0.1	-	-	-	-	-	-	-	-
	4-chlorophenol	mg/kg	0.5	620	-	-	-	-	-	-	-
	4-chlorophenyl phenyl ether	mg/kg	0.1	-	-	-	-	-	-	-	-
	4-methylphenol	mg/kg	0.1	-	-	-	-	-	-	-	-
	Azobenzene	mg/kg	0.1	-	-	-	-	-	-	-	-
	Benzoic Acid	mg/kg	0.5	-	-	-	-	-	-	-	-
	Bis(2-chloroethoxy) methane	mg/kg	0.1	-	-	-	-	-	-	-	-
	Bis(2-chloroethyl) ether	mg/kg	0.1	-	-	-	-	-	-	-	-
	Bis(2-chloroisopropyl) ether	mg/kg	0.1	-	-	-	-	-	-	-	-
	Bis(2-ethylhexyl) phthalate	mg/kg	0.1	-	-	-	-	-	-	-	-
	Butyl benzyl phthalate	mg/kg	0.1	-	-	-	-	-	-	-	-
	Cabazole	mg/kg	0.1	-	-	-	-	-	-	-	-
	Dibenzofuran	mg/kg	0.1	-	-	-	-	-	-	-	-
	Diethylphthalate	mg/kg	0.1	-	-	-	-	-	-	-	-
	Dimethyl phthalate	mg/kg	0.1	-	-	-	-	-	-	-	-
	Di-n-butyl phthalate	mg/kg	0.1	-	-	-	-	-	-	-	-
	Di-n-octyl phthalate	mg/kg	0.1	-	-	-	-	-	-	-	-
	Hexachlorobenzene	mg/kg	0.002	16	-	-	-	-	-	-	-
	Hexachlorocyclopentadiene	mg/kg	0.1	-	-	-	-	-	-	-	-
	Hexachloroethane	mg/kg	0.1	-	-	-	-	-	-	-	-
	Isophorone	mg/kg	0.1	-	-	-	-	-	-	-	-
	Nitrobenzene	mg/kg	0.1	-	-	-	-	-	-	-	-
	N-nitrosodipropylamine	mg/kg	0.1	-	-	-	-	-	-	-	-
n-Nitrosodiphenylamine	mg/kg	0.1	-	-	-	-	-	-	-	-	
Pentachlorobenzene	mg/kg	0.001	100	-	-	-	-	-	-	-	
Pentachloronitrobenzene	mg/kg	0.05	-	-	-	-	-	-	-	-	
Pentachlorophenol	mg/kg	0.1	60	-	-	-	-	-	-	-	
PCB	PCB-110	mg/kg	-	-	-	-	-	-	-	-	-
	PCB-128	mg/kg	-	-	-	-	-	-	-	-	-
	PCB-141	mg/kg	-	-	-	-	-	-	-	-	-
	PCB-149	mg/kg	-	-	-	-	-	-	-	-	-
	PCB-151	mg/kg	-	-	-	-	-	-	-	-	-
	PCB-158	mg/kg	-	-	-	-	-	-	-	-	-
	PCB-170	mg/kg	-	-	-	-	-	-	-	-	-
	PCB-18	mg/kg	-	-	-	-	-	-	-	-	-
	PCB-183	mg/kg	-	-	-	-	-	-	-	-	-
	PCB-187	mg/kg	-	-	-	-	-	-	-	-	-
	PCB-194	mg/kg	-	-	-	-	-	-	-	-	-
	PCB-31	mg/kg	-	-	-	-	-	-	-	-	-
	PCB-44	mg/kg	-	-	-	-	-	-	-	-	-
	PCB-49	mg/kg	-	-	-	-	-	-	-	-	-
	2,2,4-tetrachloro-1,1-Biphenyl	mg/kg	-	-	-	-	-	-	-	-	-
	2,3,4,4-tetrachloro-1,1-Biphenyl	mg/kg	-	-	-	-	-	-	-	-	-
	Heptachlorobiphenyl, 2,3,3,4,4,5,5- (PCB 189)	mg/kg	0.003	<0.005	<0.005	<0.005	-	-	<0.005	-	-
	Hexachlorobiphenyl, 2,3,3,4,4,5- (PCB 156)	mg/kg	0.003	<0.005	<0.005	<0.005	-	-	<0.005	-	-
	Hexachlorobiphenyl, 2,3,3,4,4,5- (PCB 157)	mg/kg	0.003	<0.005	<0.005	<0.005	-	-	<0.005	-	-
	Hexachlorobiphenyl, 2,3,4,4,5,5- (PCB 167)	mg/kg	0.003	<0.005	<0.005	<0.005	-	-	<0.005	-	-
	Hexachlorobiphenyl, 3,3,4,4,5,5- (PCB 169)	mg/kg	0.003	<0.005	<0.005	<0.005	-	-	<0.005	-	-
	PCB 101	mg/kg	0.003	<0.005	<0.005	<0.005	-	-	<0.005	-	-
	PCB 118	mg/kg	0.003	<0.005	<0.005	<0.005	-	-	<0.005	-	-
	PCB 138	mg/kg	0.003	<0.005	<0.005	<0.005	-	-	<0.005	-	-
	PCB 153	mg/kg	0.003	<0.005	<0.005	<0.005	-	-	<0.005	-	-
	PCB 180	mg/kg	0.003	<0.005	<0.005	<0.005	-	-	<0.005	-	-
	PCB 26	mg/kg	0.003	<0.005	<0.005	<0.005	-	-	<0.005	-	-
	PCB 52	mg/kg	0.003	<0.005	<0.005	<0.005	-	-	<0.005	-	-
	Pentachlorobiphenyl, 2,3,3,4,4- (PCB 105)	mg/kg	0.003	<0.005	<0.005	<0.005	-	-	<0.005	-	-
	Pentachlorobiphenyl, 2,3,4,4,5- (PCB 114)	mg/kg	0.003	<0.005	<0.005	<0.005	-	-	<0.005	-	-
Pentachlorobiphenyl, 2,3,4,4,5- (PCB 123)	mg/kg	0.003	<0.005	<0.005	<0.005	-	-	<0.005	-	-	
Pentachlorobiphenyl, 3,3,4,4,5- (PCB 126)	mg/kg	0.003	<0.005	<0.005	<0.005	-	-	<0.005	-	-	
Tetrachlorobiphenyl, 3,3,4,4- (PCB 77)	mg/kg	0.003	<0.005	<0.005	<0.005	-	-	<0.005	-	-	
Tetrachlorobiphenyl, 3,4,4,5- (PCB 81)	mg/kg	0.003	<0.005	<0.005	<0.005	-	-	<0.005	-	-	
Total PCB 7 congeners	mg/kg	0.021	-	-	-	-	-	-	-	-	
Total PCB WHO 12	mg/kg	0.036	-	-	-	-	-	-	-	-	



Chem Group	ChemName	output unit	EQL	Matrix Description									
				LQM S4UL Public Open Space (POS) Residential - 1% SOM									
				Field ID	BH07067-X-1.50-ES-200127	BH07067-X-2.50-ES-200127	BH07067-X-7.80-ES-200127	BH07068-X-0.00-ES-200117	BH07068-X-0.80-ES-200123	BH07068-X-1.50-ES-200128	BH07068-X-11.60-ES-200129	BH07068-X-12.60-ES-200129	BH07068-X-2.30-ES-200128
				Location Code	BH07067	BH07067	BH07067	BH07068	BH07068	BH07068	BH07068	BH07068	BH07068
				Sample Depth Range	1.5	2.5	7.8	0	0.8	1.5	11.6	12.6	2.3
				Sample Date Time	27/01/2020	27/01/2020	27/01/2020	17/01/2020	23/01/2020	28/01/2020	29/01/2020	29/01/2020	28/01/2020
Phenolics	Xenonols	mg/kg	0.015	-	-	-	-	-	-	-	-	-	-
	Phenol Index	mg/kg	0.5	<0.5	<0.5	<0.5	<0.5	<0.5	<0.5	<0.5	<0.5	<0.5	<0.5
	3-84-methylphenol	mg/kg	0.1	-	-	-	-	-	-	-	-	-	-
	Cresol Total	mg/kg	0.01	-	-	-	-	-	-	-	-	-	-
Organofins	Phenol	mg/kg	0.01	-	-	-	-	-	-	-	-	-	-
	Phenols Monohydric	mg/kg	0.035	-	-	-	-	-	-	-	-	-	-
	Dibutyltin	mg/kg	-	-	-	-	-	-	-	-	-	-	-
	Monophenyltin	mg/kg	-	-	-	-	-	-	-	-	-	-	-
	Diphenyltin	mg/kg	-	-	-	-	-	-	-	-	-	-	-
	Monobutyltin	mg/kg	-	-	-	-	-	-	-	-	-	-	-
Pesticides	Tetrabutyltin	mg/kg	0.001	<0.005	<0.005	<0.005	-	-	<0.005	-	-	-	-
	Tributyltin	mg/kg	-	-	-	-	-	-	-	-	-	-	-
	Triphenyltin	mg/kg	-	-	-	-	-	-	-	-	-	-	-
	Ethionfos	mg/kg	0.002	-	-	-	-	-	-	-	-	-	-
	Hepatachlor epoxide	mg/kg	0.002	-	-	-	-	-	-	-	-	-	-
	Methachlorfos	mg/kg	0.002	-	-	-	-	-	-	-	-	-	-
	Propetamphos	mg/kg	0.002	-	-	-	-	-	-	-	-	-	-
	Simetryn	mg/kg	0.05	-	-	-	-	-	-	-	-	-	-
	Sodium Acifluorfen	mg/kg	-	-	-	-	-	-	-	-	-	-	-
	Tosazone	mg/kg	0.003	-	-	-	-	-	-	-	-	-	-
	2,4,5-TP (Silvex)	mg/kg	-	-	-	-	-	-	-	-	-	-	-
	Hedonal	mg/kg	-	-	-	-	-	-	-	-	-	-	-
2,4-DDT	mg/kg	0.003	-	-	-	-	-	-	-	-	-	-	
2,4-Dichloroac	mg/kg	-	-	-	-	-	-	-	-	-	-	-	
4-(2,4-Dichlorophenoxy)butyric Acid (2,4-DB)	mg/kg	-	-	-	-	-	-	-	-	-	-	-	
4,4-DDE	mg/kg	0.005	-	-	-	-	-	-	-	-	-	-	
4-Chlorophenoxy acetic acid	mg/kg	-	-	-	-	-	-	-	-	-	-	-	
a-BHC	mg/kg	0.002	24	-	-	-	-	-	-	-	-	-	
Aldrin	mg/kg	0.002	18	-	-	-	-	-	-	-	-	-	
Ametryn	mg/kg	0.05	-	-	-	-	-	-	-	-	-	-	
Acetyl (hexnill)	mg/kg	-	-	-	-	-	-	-	-	-	-	-	
Atraton	mg/kg	0.05	-	-	-	-	-	-	-	-	-	-	
Atrazine	mg/kg	0.05	1200	-	-	-	-	-	-	-	-	-	
Azinophos methyl	mg/kg	0.005	-	-	-	-	-	-	-	-	-	-	
b-BHC	mg/kg	0.002	8.1	-	-	-	-	-	-	-	-	-	
Bentazone	mg/kg	0.1	-	-	-	-	-	-	-	-	-	-	
Bromoxnill	mg/kg	-	-	-	-	-	-	-	-	-	-	-	
Carboethiothion	mg/kg	0.003	-	-	-	-	-	-	-	-	-	-	
chlordan	mg/kg	0.002	-	-	-	-	-	-	-	-	-	-	
Chlordane (cis)	mg/kg	0.002	-	-	-	-	-	-	-	-	-	-	
Azinphos Ethyl	mg/kg	0.005	-	-	-	-	-	-	-	-	-	-	
Chlordane (trans)	mg/kg	0.05	-	-	-	-	-	-	-	-	-	-	
Chlorfenvinphos	mg/kg	0.003	-	-	-	-	-	-	-	-	-	-	
Chlorotoluron	mg/kg	-	-	-	-	-	-	-	-	-	-	-	
Chlorovifos	mg/kg	0.002	-	-	-	-	-	-	-	-	-	-	
Chlorpyrifos-methyl	mg/kg	0.002	-	-	-	-	-	-	-	-	-	-	
Cyanazine	mg/kg	-	-	-	-	-	-	-	-	-	-	-	
d-BHC	mg/kg	0.002	-	-	-	-	-	-	-	-	-	-	
DDD	mg/kg	0.005	-	-	-	-	-	-	-	-	-	-	
DDT	mg/kg	0.005	-	-	-	-	-	-	-	-	-	-	
Chlorfalonil	mg/kg	0.002	-	-	-	-	-	-	-	-	-	-	
Diazinon	mg/kg	0.001	-	-	-	-	-	-	-	-	-	-	
Dicamba	mg/kg	-	-	-	-	-	-	-	-	-	-	-	
Dichlobenil	mg/kg	0.001	-	-	-	-	-	-	-	-	-	-	
cis-Permethrin	mg/kg	0.003	-	-	-	-	-	-	-	-	-	-	
Dichlorvos	mg/kg	0.002	16	-	-	-	-	-	-	-	-	-	
Diclofop	mg/kg	-	-	-	-	-	-	-	-	-	-	-	
Dieldrin	mg/kg	0.005	18	-	-	-	-	-	-	-	-	-	
Dimethoate	mg/kg	0.003	-	-	-	-	-	-	-	-	-	-	
Dinoseb	mg/kg	-	-	-	-	-	-	-	-	-	-	-	
Diuron	mg/kg	-	-	-	-	-	-	-	-	-	-	-	
Endosulfan I	mg/kg	0.001	1200	-	-	-	-	-	-	-	-	-	
Endosulfan II	mg/kg	0.01	-	-	-	-	-	-	-	-	-	-	
Endosulfan sulphate	mg/kg	0.005	-	-	-	-	-	-	-	-	-	-	
Endrin	mg/kg	0.003	-	-	-	-	-	-	-	-	-	-	
Endrin ketone	mg/kg	0.03	-	-	-	-	-	-	-	-	-	-	
Ethion	mg/kg	0.003	-	-	-	-	-	-	-	-	-	-	
Fenitrothion	mg/kg	0.005	-	-	-	-	-	-	-	-	-	-	
Fenithion	mg/kg	0.01	-	-	-	-	-	-	-	-	-	-	
Fluroxypyr	mg/kg	0.1	-	-	-	-	-	-	-	-	-	-	

		Field ID	BH07067-X-1.50-ES-200127	BH07067-X-2.50-ES-200127	BH07067-X-7.80-ES-200127	BH07068-X-0.00-ES-200117	BH07068-X-0.80-ES-200123	BH07068-X-1.50-ES-200128	BH07068-X-11.60-ES-200129	BH07068-X-12.60-ES-200129	BH07068-X-2.30-ES-200128	
		Location Code	BH07067	BH07067	BH07067	BH07068	BH07068	BH07068	BH07068	BH07068	BH07068	
		Sample Depth Range	1.5	2.5	7.8	0	0.8	1.5	11.6	12.6	2.3	
		Sample Date	27/01/2020	27/01/2020	27/01/2020	17/01/2020	23/01/2020	28/01/2020	29/01/2020	29/01/2020	28/01/2020	
		Matrix Description	LQM S4UL Public Open Space (POS) Residential - 1% SOM									
		C4SL Public Open Space (POS) Residential										
Chem Group	ChemName	output unit	EQL									
	g-BHC (Lindane)	mg/kg	0.001	-	-	-	-	-	-	-	-	
	Heptachlor	mg/kg	0.003	-	-	-	-	-	-	-	-	
	Isodrin	mg/kg	0.002	-	-	-	-	-	-	-	-	
	Isoproturon	mg/kg	-	-	-	-	-	-	-	-	-	
	Linuron	mg/kg	-	-	-	-	-	-	-	-	-	
	Malathion	mg/kg	0.002	-	-	-	-	-	-	-	-	
	2-Methyl-4-chlorophenoxyacetic acid	mg/kg	-	-	-	-	-	-	-	-	-	
	2-Methyl-4-Chlorophenoxy Butanoic Acid	mg/kg	-	-	-	-	-	-	-	-	-	
	Mecoprop	mg/kg	-	-	-	-	-	-	-	-	-	
	Methoxychlor	mg/kg	0.005	-	-	-	-	-	-	-	-	
	Methyl carathion	mg/kg	0.01	-	-	-	-	-	-	-	-	
	Mevinphos (Phosdrin)	mg/kg	0.002	-	-	-	-	-	-	-	-	
	o,p-DDD	mg/kg	0.005	-	-	-	-	-	-	-	-	
	o,p'-DDE	mg/kg	0.002	-	-	-	-	-	-	-	-	
	o,p'-Methoxychlor	mg/kg	0.05	-	-	-	-	-	-	-	-	
	Parathion	mg/kg	0.005	-	-	-	-	-	-	-	-	
	Pendimethalin	mg/kg	0.01	-	-	-	-	-	-	-	-	
	Permethrin	mg/kg	0.05	-	-	-	-	-	-	-	-	
	Permethrin II	mg/kg	0.003	-	-	-	-	-	-	-	-	
	Phorate	mg/kg	0.01	-	-	-	-	-	-	-	-	
	Priniphos-methyl	mg/kg	0.002	-	-	-	-	-	-	-	-	
	Priniphos-ethyl	mg/kg	0.002	-	-	-	-	-	-	-	-	
	Prometon	mg/kg	0.05	-	-	-	-	-	-	-	-	
	Prometryn	mg/kg	0.05	-	-	-	-	-	-	-	-	
	Pronamide	mg/kg	0.002	-	-	-	-	-	-	-	-	
	Propazine	mg/kg	0.05	-	-	-	-	-	-	-	-	
	Propiconazole	mg/kg	-	-	-	-	-	-	-	-	-	
	Propoxycarbazone-sodium	mg/kg	-	-	-	-	-	-	-	-	-	
	Simazine	mg/kg	0.05	-	-	-	-	-	-	-	-	
	Terbutryn	mg/kg	0.05	-	-	-	-	-	-	-	-	
	Terbutylazine	mg/kg	0.05	-	-	-	-	-	-	-	-	
	Phosalone	mg/kg	0.005	-	-	-	-	-	-	-	-	
	Phosphamidon	mg/kg	0.005	-	-	-	-	-	-	-	-	
	Triadimefon	mg/kg	0.002	-	-	-	-	-	-	-	-	
	Triallate	mg/kg	0.002	-	-	-	-	-	-	-	-	
	Triclopyr	mg/kg	0.1	-	-	-	-	-	-	-	-	
	Triclosan	mg/kg	-	-	-	-	-	-	-	-	-	
	Trifluralin	mg/kg	0.01	-	-	-	-	-	-	-	-	
	Tebuconazole	mg/kg	-	-	-	-	-	-	-	-	-	
	Telodrin	mg/kg	0.05	-	-	-	-	-	-	-	-	
	Triazophos	mg/kg	0.003	-	-	-	-	-	-	-	-	
SVOC TIC	SVOC TICs - Detect	Detect	-	-	-	-	-	-	-	-	-	
	Anthracene 9,10-	mg/kg	-	-	-	-	-	-	-	-	-	
	SVOC Tentatively Identified Compounds	mg/kg	0.1	-	-	-	-	-	-	-	-	
	Aniline	mg/kg	0.3	-	-	-	-	-	-	-	-	
VOC TIC	VOC TICs - Detect	Detect	-	-	-	-	-	-	-	-	-	
	VOC Tentatively Identified Compounds	mg/kg	0.05	-	-	-	-	-	-	-	-	
	Freon 113	mg/kg	0.005	-	-	-	-	-	-	-	-	
Other	Temperature	°C	-	-	-	-	-	-	-	-	-	
	Conductivity @ 20°C	µS/cm	14	-	-	-	-	-	-	-	-	
	% Stones <4mm	%	0	0	0	0	0	0	0	100	0	
	Fraction of non-crushable material	%	0	0	0	0	0	0	0	0	0	
	Moisture Content (dried @35°C)	%	-	-	-	-	-	-	-	-	-	
	Moisture Content 105C	%	0.1	42.9	48.5	34.7	37.3	28.1	41.5	36.3	5.9	
	pH (Lab)	pH Units	1	7.9	8	8.4	7.5	8.6	7.9	8.1	8.6	
	Stone Content	%	0.1	0	0	3.4	0	0	0	0	14.2	
	Total Organic Carbon	%	0.02	1.26	2.41	0.73	2.86	0.88	0.97	1.15	0.11	

**Env Stds Comments**  
 #1:GAC is only presented as speciated chromium. 7.7mg/kg is used for hexavalent. If hexavalent chromium (CVI) data is available, a value of 1,500mg/kg r  
 #2:C4SL for lead adopted  
 #3:GAC only presented as speciated mercury. 16mg/kg is used for elemental mercury. If the CSM indicates that elemental mercury is not a CoC and mercury  
 #4:Updated S4UL for nickel  
 #5:S4UL exceeds solubility saturation limit  
 #6:Criteria derived for Al<sup>3</sup>-C16-C35 split between Al<sup>3</sup>-C16-21 & Al<sup>3</sup>-C21-35. Requires summation of fractions to use Al<sup>3</sup>-C16-C35 criteria.  
 #7:Criteria presented is for p-xylene. A separate value is presented for o-xylene.  
 #8:S4UL based on a threshold protective of direct skin contact with phenol

**Legend**

36.2	Results exceeds GAC.
<50	Results MDL is greater than GAC.
NAD	No asbestos detected.
-	Determinand has not been tested for.

**Notes**  
 A range is given where a determinand has been analysed for by more than one method.

Chem Group	ChemName	output unit	EQL	Field ID Location Code Sample Depth Range	Matrix Description											
					C4SL Public Open Space (POS)		LOM S4UL Public Open Space (POS) Residential - 1% SOM		C4SL Public Open Space (POS)		LOM S4UL Public Open Space (POS) Residential - 1% SOM		C4SL Public Open Space (POS)		LOM S4UL Public Open Space (POS) Residential - 1% SOM	
					Sample	Date	Sample	Date	Sample	Date	Sample	Date	Sample	Date	Sample	Date
				BH07068-X-7.50-ES-200129	BH07069-X-0.10-ES-200131	BH07069-X-0.60-ES-200131	BH07069-X-1.50-ES-200206	BH07069-X-12.50-ES-200207	BH07069-X-2.50-ES18-200206	BH07069-X-2.50-ES-200206	BH07069-X-21.50-ES-200211	BH07069-X-23.50-ES-200212				
				BH07068	BH07069	BH07069	BH07069	BH07069	BH07069	BH07069	BH07069	BH07069				
				7.5	0.1	0.6	1.5	12.5	2.5	2.5	21.5	23.5				
				29/01/2020	31/01/2020	31/01/2020	06/02/2020	07/02/2020	06/02/2020	06/02/2020	11/02/2020	12/02/2020				
Asbestos	Anthophyllite	Detect	-	-	-	-	-	-	-	-	-	-				
	Asbestos Containing Material	Detect	-	-	-	-	-	-	-	-	-	-				
	Asbestos Analysis Comments	-	-	-	-	-	-	-	-	-	-	-				
	Asbestos PCOM Quantification	%	0.001	-	-	-	-	-	-	-	-	-				
	Asbestos Quantification Total	%	0.001	-	-	-	-	-	-	-	-	-				
	Asbestos: Actinolite	Detect	-	-	-	-	-	-	-	-	-	-				
	Additional Asbestos Components (Using TM048)	Comment	-	-	-	-	-	-	-	-	-	-				
	Crocidolite Asbestos	Detect	-	-	-	-	-	-	-	-	-	-				
	Asbestos Gravimetric Quantification	%	0.001	-	-	-	-	-	-	-	-	-				
	Asbestos ID (Stage 1)	Detect	-	NAD	NAD	NAD	NAD	NAD	NAD	NAD	NAD	NAD				
	Chrysotile Asbestos	Detect	-	-	-	-	-	-	-	-	-	-				
	Amosite Asbestos	Detect	-	-	-	-	-	-	-	-	-	-				
	Non-Asbestos Fibre	Detect	-	-	-	-	-	-	-	-	-	-				
	Tremolite	Detect	-	-	-	-	-	-	-	-	-	-				
Inorganics	Ammoniacal Nitrogen as N	mg/kg	12	-	-	-	-	-	-	-	-	-				
	Cyanide (Free)	mg/kg	0.5	<0.5	<0.5	<0.5	<0.5	<0.5	<0.5	<0.5	<0.5	<0.5				
	Cyanide Total	mg/kg	0.5	<0.5	<0.5	<0.5	<0.5	<0.5	<0.5	<0.5	<0.5	<0.5				
	Cyanides-complex	mg/kg	1	-	-	-	-	-	-	-	-	-				
	Phosphates	mg/kg	4	-	-	-	-	-	-	-	-	-				
PAH	Coronene	mg/kg	0.3	-	-	-	-	-	-	-	-	-				
	Naphthalene	mg/kg	0.005	4900	<0.08	<0.08	<0.08	<0.08	0.09	<0.08	<0.08	<0.08				
	Acenaphthene	mg/kg	0.008	15000	<0.08	<0.08	<0.08	<0.08	<0.08	<0.08	<0.08	<0.08				
	Acenaphthylene	mg/kg	0.012	19000	<0.08	<0.08	<0.08	<0.08	<0.08	<0.08	<0.08	<0.08				
	Fluoranthene	mg/kg	0.017	3100	<0.08	<0.08	<0.08	<0.08	<0.08	<0.08	<0.08	<0.08				
	Anthracene	mg/kg	0.016	74000	<0.08	<0.08	<0.08	<0.08	<0.08	<0.08	<0.08	<0.08				
	Phenanthrene	mg/kg	0.015	3100	<0.08	<0.08	<0.08	<0.08	<0.08	<0.08	<0.08	<0.08				
	Fluorene	mg/kg	0.01	9900	<0.08	<0.08	<0.08	<0.08	<0.08	<0.08	<0.08	<0.08				
	Chrysene	mg/kg	0.01	57	<0.08	<0.08	<0.08	<0.08	<0.08	<0.08	<0.08	<0.08				
	Pyrene	mg/kg	0.015	7400	<0.08	<0.08	<0.08	<0.08	<0.08	<0.08	<0.08	<0.08				
	Benzo(a)anthracene	mg/kg	0.014	29	<0.08	<0.08	<0.08	<0.08	<0.08	<0.08	<0.08	<0.08				
	Benzo(b)fluoranthene	mg/kg	0.015	71	<0.08	<0.08	<0.08	<0.08	<0.08	<0.08	<0.08	<0.08				
	Benzo(k)fluoranthene	mg/kg	0.014	190	<0.08	<0.08	<0.08	<0.08	<0.08	<0.08	<0.08	<0.08				
	Benzo(a)pyrene	mg/kg	0.015	57	<0.08	<0.08	<0.08	<0.08	<0.08	<0.08	<0.08	<0.08				
	Dibenz(a,h)anthracene	mg/kg	0.023	0.57	<0.08	<0.08	<0.08	<0.08	<0.08	<0.08	<0.08	<0.08				
	Benzo(g,h,i)perylene	mg/kg	0.024	640	<0.08	<0.08	<0.08	<0.08	<0.08	<0.08	<0.08	<0.08				
	Indeno(1,2,3-c,d)pyrene	mg/kg	0.018	82	<0.08	<0.08	<0.08	<0.08	<0.08	<0.08	<0.08	<0.08				
	PAH 16 Total	mg/kg	0.118	-	<1.28	<1.28	<1.28	<1.28	<1.28	<1.28	<1.28	<1.28				
TPH CWG	>C6-C8 Aliphatics	mg/kg	0.01	(see 157000) <sup>PS</sup>	-	-	-	-	-	-	-	-				
	>C6-C7 Aliphatics	mg/kg	0.2	600000	-	-	-	-	-	-	-	-				
	>C6-C8 Aliphatics	mg/kg	0.01	600000	-	-	-	-	-	-	-	-				
	>C10-C44 Aliphatics	mg/kg	5	-	-	-	-	-	-	-	-	-				
	>C7-C8 Aliphatics	mg/kg	0.2	-	-	-	-	-	-	-	-	-				
	>C10-C44 Aliphatics/Aromatics	mg/kg	10	-	-	-	-	-	-	-	-	-				
	>C8-C10 Aliphatics	mg/kg	0.01	13000	-	-	-	-	-	-	-	-				
	>C10-C12 Aliphatics	mg/kg	0.01	13000	-	-	-	-	-	-	-	-				
	>C12-C16 Aliphatics	mg/kg	0.1	19000	-	-	-	-	-	-	-	-				
	>C16-C21 Aliphatics	mg/kg	0.1	125000 <sup>PS</sup>	-	-	-	-	-	-	-	-				
	>C21-C35 Aliphatics	mg/kg	0.1	125000 <sup>PS</sup>	-	-	-	-	-	-	-	-				
	>C35-C44 Aliphatics	mg/kg	0.1	250000	-	-	-	-	-	-	-	-				
	>C8-C10 Aliphatics	mg/kg	0.05	-	-	-	-	-	-	-	-	-				
	>C8-C40 Aliphatics	mg/kg	20	-	-	-	-	-	-	-	-	-				
	Total Aliphatics >C12-C44	mg/kg	0.1	-	-	-	-	-	-	-	-	-				
	>EC5-EC10 Aromatics	mg/kg	0.05	-	-	-	-	-	-	-	-	-				
	>EC5-EC7 Aromatics	mg/kg	0.01	56000	-	-	-	-	-	-	-	-				
	>EC6-EC7 Aromatics	mg/kg	0.01	-	-	-	-	-	-	-	-	-				
	>EC7-EC8 Aromatics	mg/kg	0.01	56000	-	-	-	-	-	-	-	-				
	>EC8-EC10 Aromatics	mg/kg	0.01	5000	-	-	-	-	-	-	-	-				
	>EC10-EC12 Aromatics	mg/kg	0.01	5000	-	-	-	-	-	-	-	-				
	>EC8-EC40 Aromatics	mg/kg	20	-	-	-	-	-	-	-	-	-				
	>EC10-EC44 Aromatics	mg/kg	5	-	-	-	-	-	-	-	-	-				
	>EC12-EC16 Aromatics	mg/kg	0.1	5100	-	-	-	-	-	-	-	-				
	>EC16-EC21 Aromatics	mg/kg	0.1	3800	-	-	-	-	-	-	-	-				
	>EC21-EC35 Aromatics	mg/kg	0.1	3800	-	-	-	-	-	-	-	-				
	>EC35-EC44 Aromatics	mg/kg	0.1	3800	-	-	-	-	-	-	-	-				
	>EC40-EC44 Aromatics	mg/kg	0.1	-	-	-	-	-	-	-	-	-				
	>EC12-EC44 Aromatics	mg/kg	0.1	-	-	-	-	-	-	-	-	-				
	TPH Aliphatics & Aromatics >C5-44	mg/kg	0.1	-	-	-	-	-	-	-	-	-				

Chem Group	ChemName	output unit	EQL	Field ID	BH07068-X-7.50-ES-200129	BH07069-X-0.10-ES-200131	BH07069-X-0.60-ES-200131	BH07069-X-1.50-ES-200206	BH07069-X-12.50-ES-200207	BH07069-X-2.50-ES18-200206	BH07069-X-2.50-ES-200206	BH07069-X-21.50-ES-200211	BH07069-X-23.50-ES-200212	
				Location Code	BH07068	BH07069	BH07069	BH07069	BH07069	BH07069	BH07069	BH07069	BH07069	BH07069
				Sample Depth Range	7.5	0.1	0.6	1.5	12.5	2.5	2.5	21.5	23.5	
				Sample Date	29/01/2020	31/01/2020	31/01/2020	06/02/2020	07/02/2020	06/02/2020	06/02/2020	11/02/2020	12/02/2020	
				Matrix Description	LQM S4UL Public Open Space (POS) Residential - 1% SOM									
				C4SL Public Open Space (POS) Residential										
TPH	>C6-C8	mg/kg	0.02	-	-	-	-	-	-	-	-	-	-	
	>C6-C7	mg/kg	0.02	-	-	-	-	-	-	-	-	-	-	
	>C7-C8	mg/kg	0.02	-	-	-	-	-	-	-	-	-	-	
	>C6-C8	mg/kg	0.2	<0.2	<0.2	<0.2	<0.2	<0.2	<0.2	<0.2	<0.2	<0.2	<0.2	
	>C8-C10	mg/kg	0.02	<2	<2	<2	<2	<2	<2	<2	<2	<2	<2	
	>C10-C12	mg/kg	0.02	<2	<2	<2	<2	<2	<2	<2	<2	<2	<2	
	>C12-C16	mg/kg	2	<2	<2	<2	<2	<2	<2	<2	<2	<2	<2	
	>C16-C21	mg/kg	2	<2	<2	<2	<2	<2	<2	<2	<2	<2	<2	
	>C21-C28	mg/kg	35	<2	4.63	3.69	<2	<2	<2	2.29	<2	6.13	2.34	
	>C21-C35	mg/kg	4.38	-	-	-	-	-	-	-	-	-	-	
	>C28-C35	mg/kg	35	8.36	27.7	16.5	10.3	10.2	9.79	11.5	15	8		
	>C31-C40	mg/kg	10	-	-	-	-	-	-	-	-	-	-	
	>C35-C40	mg/kg	35	10.7	31.5	19.3	12.9	14.9	11.7	13.3	19.1	<10		
	GRO >C5-10	mg/kg	0.02	-	-	-	-	-	-	-	-	-	-	
	TPH >C8-C40	mg/kg	10	<14.3	<38.7	<25.7	<15.8	<17.5	<15.3	<16	<26.1	<40		
	EPH >C5-40	mg/kg	35	-	-	-	-	-	-	-	-	-	-	
	EPH >C10-40	mg/kg	35	-	-	-	-	-	-	-	-	-	-	
	GRO	mg/kg	0.2	-	-	-	-	-	-	-	-	-	-	
	GRO >C5-12	mg/kg	0.1	-	-	-	-	-	-	-	-	-	-	
	TPH by GC/ED (AR)	mg/kg	10	14.3	38.6	25.4	16.2	17.3	15.7	16.6	25.9	30.8		
BTEX and MTE	Benzene	mg/kg	0.001	140	72	-	-	-	-	-	-	-		
	Toluene	mg/kg	0.005	-	56000	-	-	-	-	-	-	-		
	Ethylbenzene	mg/kg	0.002	-	24000	-	-	-	-	-	-	-		
	Xylene (m & o)	mg/kg	0.004	-	41000	-	-	-	-	-	-	-		
	Xylene (o)	mg/kg	0.002	-	-	-	-	-	-	-	-	-		
	Xylene Total	mg/kg	0.02	-	-	-	-	-	-	-	-	-		
	MTE	mg/kg	0.001	-	-	-	-	-	-	-	-	-		
	Total BTEX	mg/kg	0.04	-	-	-	-	-	-	-	-	-		
VOC	Styrene	mg/kg	0.001	-	-	-	-	-	-	-	-	-		
	cis-1,3-dichloroethene	mg/kg	0.001	-	-	-	-	-	-	-	-	-		
	trans-1,3-dichloroethene	mg/kg	0.001	-	-	-	-	-	-	-	-	-		
	1,1,1,2-tetrachloroethane	mg/kg	0.001	1400	-	-	-	-	-	-	-	-		
	1,1,1-trichloroethane	mg/kg	0.001	140000	-	-	-	-	-	-	-	-		
	1,1,2,2-tetrachloroethane	mg/kg	0.001	1400	-	-	-	-	-	-	-	-		
	1,1,2-trichloroethane	mg/kg	0.001	-	-	-	-	-	-	-	-	-		
	1,1-dichloroethane	mg/kg	0.001	-	-	-	-	-	-	-	-	-		
	1,1-dichloroethene	mg/kg	0.001	-	-	-	-	-	-	-	-	-		
	1,1-dichloroethane	mg/kg	0.001	-	-	-	-	-	-	-	-	-		
	1,2-dichloroethane	mg/kg	0.001	-	-	-	-	-	-	-	-	-		
	1,2-dichloroethene	mg/kg	0.001	-	-	-	-	-	-	-	-	-		
	1,2-dibromo-3-chloropropane	mg/kg	0.001	-	-	-	-	-	-	-	-	-		
	1,2-dibromoethane	mg/kg	0.001	-	-	-	-	-	-	-	-	-		
	1,2-dichloroethane	mg/kg	0.001	29	-	-	-	-	-	-	-	-		
	1,2-dichloroethene	mg/kg	0.001	-	-	-	-	-	-	-	-	-		
	1,3,5-trimethylbenzene	mg/kg	0.001	-	-	-	-	-	-	-	-	-		
	1,3-dichloropropane	mg/kg	0.001	-	-	-	-	-	-	-	-	-		
	2,2-dichloropropane	mg/kg	0.001	-	-	-	-	-	-	-	-	-		
	2-chlorotoluene	mg/kg	0.001	-	-	-	-	-	-	-	-	-		
	4-chlorotoluene	mg/kg	0.001	-	-	-	-	-	-	-	-	-		
	Bromobenzene	mg/kg	0.001	-	-	-	-	-	-	-	-	-		
	Bromochloromethane	mg/kg	0.001	-	-	-	-	-	-	-	-	-		
	Bromodichloromethane	mg/kg	0.001	-	-	-	-	-	-	-	-	-		
	Bromoform	mg/kg	0.001	-	-	-	-	-	-	-	-	-		
	Bromomethane	mg/kg	0.001	-	-	-	-	-	-	-	-	-		
	Carbon disulfide	mg/kg	0.007	11000	-	-	-	-	-	-	-	-		
	Carbon tetrachloride	mg/kg	0.001	890	-	-	-	-	-	-	-	-		
	Chlorodibromomethane	mg/kg	0.001	-	-	-	-	-	-	-	-	-		
	Chloroethane	mg/kg	0.002	-	-	-	-	-	-	-	-	-		
	Chloroform	mg/kg	0.001	2500	-	-	-	-	-	-	-	-		
	Chloromethane	mg/kg	0.003	-	-	-	-	-	-	-	-	-		
	cis-1,2-dichloroethene	mg/kg	0.005	-	-	-	-	-	-	-	-	-		
	Dibromomethane	mg/kg	0.001	-	-	-	-	-	-	-	-	-		
	Dichlorodifluoromethane	mg/kg	0.001	-	-	-	-	-	-	-	-	-		
Dichloromethane	mg/kg	0.01	-	-	-	-	-	-	-	-	-			
Isopropylbenzene	mg/kg	0.001	-	-	-	-	-	-	-	-	-			
n-butylbenzene	mg/kg	0.001	-	-	-	-	-	-	-	-	-			
n-propylbenzene	mg/kg	0.001	-	-	-	-	-	-	-	-	-			
p-isocrotyltoluene	mg/kg	0.001	-	-	-	-	-	-	-	-	-			
sec-butylbenzene	mg/kg	0.001	-	-	-	-	-	-	-	-	-			
Trichloroethene	mg/kg	0.001	120	-	-	-	-	-	-	-	-			
tert-butylbenzene	mg/kg	0.001	-	-	-	-	-	-	-	-	-			
Tetrachloroethene	mg/kg	0.003	1400	-	-	-	-	-	-	-	-			
trans-1,2-dichloroethene	mg/kg	0.001	-	-	-	-	-	-	-	-	-			
Trichlorofluoromethane	mg/kg	0.001	-	-	-	-	-	-	-	-	-			
Vinyl chloride	mg/kg	0.001	3.5	-	-	-	-	-	-	-	-			
tert-Amyl methyl ether	mg/kg	0.01	-	-	-	-	-	-	-	-	-			
1,2,3-trichlorobenzene	mg/kg	0.001	1800	-	-	-	-	-	-	-	-			
1,2,4-trichlorobenzene	mg/kg	0.003	15000	-	-	-	-	-	-	-	-			
1,2-dichlorobenzene	mg/kg	0.001	90000	-	-	-	-	-	-	-	-			
1,3,5-Trichlorobenzene	mg/kg	0.001	1700	-	-	-	-	-	-	-	-			
1,3-dichlorobenzene	mg/kg	0.001	300	-	-	-	-	-	-	-	-			
1,4-dichlorobenzene	mg/kg	0.001	17000	-	-	-	-	-	-	-	-			
Chlorobenzene	mg/kg	0.001	11000	-	-	-	-	-	-	-	-			
Hexachlorobutadiene	mg/kg	0.002	25	-	-	-	-	-	-	-	-			

		Field ID	BH07068-X-7.50-ES-200129	BH07069-X-10.10-ES-200131	BH07069-X-0.60-ES-200131	BH07069-X-1.50-ES-200206	BH07069-X-12.50-ES-200207	BH07069-X-2.50-ES18-200206	BH07069-X-2.50-ES-200206	BH07069-X-21.50-ES-200211	BH07069-X-23.50-ES-200212	
		Location Code	BH07068	BH07069	BH07069	BH07069	BH07069	BH07069	BH07069	BH07069	BH07069	
		Sample Depth Range	7.5	0.1	0.6	1.5	12.5	2.5	2.5	21.5	23.5	
		Sample Date	29/01/2020	31/01/2020	31/01/2020	06/02/2020	07/02/2020	06/02/2020	06/02/2020	11/02/2020	12/02/2020	
		Matrix Description										
		QMS S4UL Public Open Space (POS) Residential - 1% SOM										
Chem Group	ChemName	output unit	EQL									
SVOC	Benzyl alcohol	mg/kg	0.5	-	-	-	-	-	-	-	-	
	Diphenyl ether	mg/kg	0.1	-	-	-	-	-	-	-	-	
	4-bromophenyl phenyl ether	mg/kg	0.1	-	-	-	-	-	-	-	-	
	4-nitroaniline	mg/kg	0.1	-	-	-	-	-	-	-	-	
	4-nitrophenol	mg/kg	0.1	-	-	-	-	-	-	-	-	
	1,1-Biohenyl	mg/kg	0.1	-	-	-	-	-	-	-	-	
	1,2,3,4-tetrachlorobenzene	mg/kg	0.001	830	-	-	-	-	-	-	-	
	1-Methylnaphthalene	mg/kg	0.1	-	-	-	-	-	-	-	-	
	2,4,5-trichlorophenol	mg/kg	0.1	-	-	-	-	-	-	-	-	
	2,4,6-trichlorophenol	mg/kg	0.1	-	-	-	-	-	-	-	-	
	2,4-dichlorophenol	mg/kg	0.1	-	-	-	-	-	-	-	-	
	2,4-dimethylphenol	mg/kg	0.1	-	-	-	-	-	-	-	-	
	2,4-dinitrophenol	mg/kg	0.5	-	-	-	-	-	-	-	-	
	2,4-dinitrotoluene	mg/kg	0.1	-	-	-	-	-	-	-	-	
	2,6-dinitrotoluene	mg/kg	0.1	-	-	-	-	-	-	-	-	
	2-chloronaphthalene	mg/kg	0.1	-	-	-	-	-	-	-	-	
	2-chlorophenol	mg/kg	0.1	-	-	-	-	-	-	-	-	
	2-methylnaphthalene	mg/kg	0.1	-	-	-	-	-	-	-	-	
	2-methylphenol	mg/kg	0.1	-	-	-	-	-	-	-	-	
	2-nitroaniline	mg/kg	0.1	-	-	-	-	-	-	-	-	
	2-nitrophenol	mg/kg	0.1	-	-	-	-	-	-	-	-	
	3-nitroaniline	mg/kg	0.1	-	-	-	-	-	-	-	-	
	4,6-Dinitro-2-methylphenol	mg/kg	0.2	-	-	-	-	-	-	-	-	
	4-chloro-3-methylphenol	mg/kg	0.1	-	-	-	-	-	-	-	-	
	4-chloroaniline	mg/kg	0.1	-	-	-	-	-	-	-	-	
	4-chlorophenol	mg/kg	0.5	620	-	-	-	-	-	-	-	
	4-chlorophenyl phenyl ether	mg/kg	0.1	-	-	-	-	-	-	-	-	
	4-methylphenol	mg/kg	0.1	-	-	-	-	-	-	-	-	
	Azobenzene	mg/kg	0.1	-	-	-	-	-	-	-	-	
	Benzoic Acid	mg/kg	0.5	-	-	-	-	-	-	-	-	
	Bis(2-chlorophenyl) methane	mg/kg	0.1	-	-	-	-	-	-	-	-	
	Bis(2-chloroethyl) ether	mg/kg	0.1	-	-	-	-	-	-	-	-	
	Bis(2-chloroisopropyl) ether	mg/kg	0.1	-	-	-	-	-	-	-	-	
	Bis(2-ethylhexyl) phthalate	mg/kg	0.1	-	-	-	-	-	-	-	-	
	Butyl benzyl phthalate	mg/kg	0.1	-	-	-	-	-	-	-	-	
	Cabazole	mg/kg	0.1	-	-	-	-	-	-	-	-	
	Dibenzofuran	mg/kg	0.1	-	-	-	-	-	-	-	-	
	Diethylphthalate	mg/kg	0.1	-	-	-	-	-	-	-	-	
	Dimethyl phthalate	mg/kg	0.1	-	-	-	-	-	-	-	-	
	Di-n-butyl phthalate	mg/kg	0.1	-	-	-	-	-	-	-	-	
	Di-n-octyl phthalate	mg/kg	0.1	-	-	-	-	-	-	-	-	
	Hexachlorobenzene	mg/kg	0.002	16	-	-	-	-	-	-	-	
	Hexachlorocyclopentadiene	mg/kg	0.1	-	-	-	-	-	-	-	-	
	Hexachloroethane	mg/kg	0.1	-	-	-	-	-	-	-	-	
	Isophorone	mg/kg	0.1	-	-	-	-	-	-	-	-	
Nitrobenzene	mg/kg	0.1	-	-	-	-	-	-	-	-		
N-nitrosodipropylamine	mg/kg	0.1	-	-	-	-	-	-	-	-		
n-Nitrosodiphenylamine	mg/kg	0.1	-	-	-	-	-	-	-	-		
Pentachlorobenzene	mg/kg	0.001	100	-	-	-	-	-	-	-		
Pentachloronitrobenzene	mg/kg	0.05	-	-	-	-	-	-	-	-		
Pentachlorophenol	mg/kg	0.1	60	-	-	-	-	-	-	-		
PCB	PCB-110	mg/kg	-	-	-	-	-	-	-	-	-	
	PCB-128	mg/kg	-	-	-	-	-	-	-	-	-	
	PCB-141	mg/kg	-	-	-	-	-	-	-	-	-	
	PCB-149	mg/kg	-	-	-	-	-	-	-	-	-	
	PCB-151	mg/kg	-	-	-	-	-	-	-	-	-	
	PCB-158	mg/kg	-	-	-	-	-	-	-	-	-	
	PCB-170	mg/kg	-	-	-	-	-	-	-	-	-	
	PCB-18	mg/kg	-	-	-	-	-	-	-	-	-	
	PCB-183	mg/kg	-	-	-	-	-	-	-	-	-	
	PCB-187	mg/kg	-	-	-	-	-	-	-	-	-	
	PCB-194	mg/kg	-	-	-	-	-	-	-	-	-	
	PCB-31	mg/kg	-	-	-	-	-	-	-	-	-	
	PCB-44	mg/kg	-	-	-	-	-	-	-	-	-	
	PCB-49	mg/kg	-	-	-	-	-	-	-	-	-	
	2,2,4-tetrachloro-1,1-Biphenyl	mg/kg	-	-	-	-	-	-	-	-	-	
	2,3,4,4-tetrachloro-1,1-Biphenyl	mg/kg	-	-	-	-	-	-	-	-	-	
	Heptachlorobiphenyl, 2,3,3,4,4,5,5- (PCB 189)	mg/kg	0.003	-	-	-	-	-	-	-	-	
	Hexachlorobiphenyl, 2,3,3,4,4,5- (PCB 156)	mg/kg	0.003	-	-	-	-	-	-	-	-	
	Hexachlorobiphenyl, 2,3,3,4,4,5- (PCB 157)	mg/kg	0.003	-	-	-	-	-	-	-	-	
	Hexachlorobiphenyl, 2,3,4,4,5,5- (PCB 167)	mg/kg	0.003	-	-	-	-	-	-	-	-	
	Hexachlorobiphenyl, 3,3,4,4,5,5- (PCB 169)	mg/kg	0.003	-	-	-	-	-	-	-	-	
	PCB 101	mg/kg	0.003	-	-	-	-	-	-	-	-	
	PCB 118	mg/kg	0.003	-	-	-	-	-	-	-	-	
	PCB 138	mg/kg	0.003	-	-	-	-	-	-	-	-	
	PCB 153	mg/kg	0.003	-	-	-	-	-	-	-	-	
	PCB 160	mg/kg	0.003	-	-	-	-	-	-	-	-	
	PCB 26	mg/kg	0.003	-	-	-	-	-	-	-	-	
PCB 52	mg/kg	0.003	-	-	-	-	-	-	-	-		
Pentachlorobiphenyl, 2,3,3,4,4- (PCB 105)	mg/kg	0.003	-	-	-	-	-	-	-	-		
Pentachlorobiphenyl, 2,3,3,4,4,5- (PCB 114)	mg/kg	0.003	-	-	-	-	-	-	-	-		
Pentachlorobiphenyl, 2,3,4,4,5- (PCB 123)	mg/kg	0.003	-	-	-	-	-	-	-	-		
Pentachlorobiphenyl, 3,3,4,4,5- (PCB 126)	mg/kg	0.003	-	-	-	-	-	-	-	-		
Tetrachlorobiphenyl, 3,3,4,4- (PCB 77)	mg/kg	0.003	-	-	-	-	-	-	-	-		
Tetrachlorobiphenyl, 3,4,4,5- (PCB 81)	mg/kg	0.003	-	-	-	-	-	-	-	-		
Total PCB 7 congeners	mg/kg	0.021	-	-	-	-	-	-	-	-		
Total PCB WHO 12	mg/kg	0.036	-	-	-	-	-	-	-	-		

		Field ID	BH07068-X-7.50-ES-200129	BH07069-X-0.10-ES-200131	BH07069-X-0.60-ES-200131	BH07069-X-1.50-ES-200206	BH07069-X-12.50-ES-200207	BH07069-X-2.50-ES18-200206	BH07069-X-2.50-ES-200206	BH07069-X-21.50-ES-200211	BH07069-X-23.50-ES-200212	
		Location Code	BH07068	BH07069	BH07069	BH07069	BH07069	BH07069	BH07069	BH07069	BH07069	
		Sample Depth Range	7.5	0.1	0.6	1.5	12.5	2.5	2.5	21.5	23.5	
		Sample Date	29/01/2020	31/01/2020	31/01/2020	06/02/2020	07/02/2020	06/02/2020	06/02/2020	11/02/2020	12/02/2020	
		Matrix Description	LQM S4UL Public Open Space (POS) Residential - 1% SOM									
		C4SL Public Open Space (POS) Residential										
Chem Group	ChemName	output unit	EQL									
Phenolics	Xenonols	mg/kg	0.015	-	-	-	-	-	-	-	-	
	Phenol Index	mg/kg	0.5	<0.5	<0.5	<0.5	<0.5	<0.5	<0.5	<0.5	<0.5	
	3-84-methylphenol	mg/kg	0.1	-	-	-	-	-	-	-	-	
	Cresol Total	mg/kg	0.01	-	-	-	-	-	-	-	-	
Phenols Monohydric	Phenol	mg/kg	0.01	-	-	-	-	-	-	-	-	
	Phenols Monohydric	mg/kg	0.035	-	-	-	-	-	-	-	-	
	Dibutyltin	mg/kg	-	-	-	-	-	-	-	-	-	
	Monophenyltin	mg/kg	-	-	-	-	-	-	-	-	-	
Organotins	Diphenyltin	mg/kg	-	-	-	-	-	-	-	-	-	
	Monobutyltin	mg/kg	-	-	-	-	-	-	-	-	-	
	Tetrabutyltin	mg/kg	-	-	-	-	-	-	-	-	-	
	Tributyltin	mg/kg	0.001	-	-	-	-	-	-	-	-	
	Triphenyltin	mg/kg	-	-	-	-	-	-	-	-	-	
	Ethion	mg/kg	0.002	-	-	-	-	-	-	-	-	
	Hepatachlor epoxide	mg/kg	0.002	-	-	-	-	-	-	-	-	
Pesticides	Methachlorpos	mg/kg	0.002	-	-	-	-	-	-	-	-	
	Propetamphos	mg/kg	0.002	-	-	-	-	-	-	-	-	
	Simetryn	mg/kg	0.05	-	-	-	-	-	-	-	-	
	Sodium Acifluorfen	mg/kg	-	-	-	-	-	-	-	-	-	
	Terbufos	mg/kg	0.003	-	-	-	-	-	-	-	-	
	2,4,5-TP (Silvex)	mg/kg	-	-	-	-	-	-	-	-	-	
	Hedonal	mg/kg	-	-	-	-	-	-	-	-	-	
	2,4-DDT	mg/kg	0.003	-	-	-	-	-	-	-	-	
	2,4-Dichloroprop	mg/kg	-	-	-	-	-	-	-	-	-	
	4-(2,4-Dichlorophenoxy)butyric Acid (2,4-DB)	mg/kg	-	-	-	-	-	-	-	-	-	
	4,4-DDE	mg/kg	0.005	-	-	-	-	-	-	-	-	
	4-Chlorophenoxy acetic acid	mg/kg	-	-	-	-	-	-	-	-	-	
	a-BHC	mg/kg	0.002	24	-	-	-	-	-	-	-	
	Aldrin	mg/kg	0.002	18	-	-	-	-	-	-	-	
	Ametryn	mg/kg	0.05	-	-	-	-	-	-	-	-	
	Acetyl (hexnill)	mg/kg	-	-	-	-	-	-	-	-	-	
	Atraton	mg/kg	0.05	-	-	-	-	-	-	-	-	
	Atrazine	mg/kg	0.05	1200	-	-	-	-	-	-	-	
	Azinophos methyl	mg/kg	0.005	-	-	-	-	-	-	-	-	
	b-BHC	mg/kg	0.002	8.1	-	-	-	-	-	-	-	
	Bentazone	mg/kg	0.1	-	-	-	-	-	-	-	-	
	Bromoxnill	mg/kg	-	-	-	-	-	-	-	-	-	
	Carbofenthothion	mg/kg	0.003	-	-	-	-	-	-	-	-	
	chlordan	mg/kg	0.002	-	-	-	-	-	-	-	-	
	Chlordane (cis)	mg/kg	0.002	-	-	-	-	-	-	-	-	
	Azinphos Ethyl	mg/kg	0.005	-	-	-	-	-	-	-	-	
	Chlordane (trans)	mg/kg	0.05	-	-	-	-	-	-	-	-	
	Chlorfenvinphos	mg/kg	0.003	-	-	-	-	-	-	-	-	
	Chlorotoluron	mg/kg	-	-	-	-	-	-	-	-	-	
	Chlorovifos	mg/kg	0.002	-	-	-	-	-	-	-	-	
	Chlorpyrifos-methyl	mg/kg	0.002	-	-	-	-	-	-	-	-	
	Cyanazine	mg/kg	-	-	-	-	-	-	-	-	-	
	d-BHC	mg/kg	0.002	-	-	-	-	-	-	-	-	
	DDD	mg/kg	0.005	-	-	-	-	-	-	-	-	
	DDT	mg/kg	0.005	-	-	-	-	-	-	-	-	
	Chlorothalonil	mg/kg	0.002	-	-	-	-	-	-	-	-	
	Diazinon	mg/kg	0.001	-	-	-	-	-	-	-	-	
Dicamba	mg/kg	-	-	-	-	-	-	-	-	-		
Dichlobenil	mg/kg	0.001	-	-	-	-	-	-	-	-		
cis-Permethrin	mg/kg	0.003	-	-	-	-	-	-	-	-		
Dichlorvos	mg/kg	0.002	16	-	-	-	-	-	-	-		
Diclofop	mg/kg	-	-	-	-	-	-	-	-	-		
Dieldrin	mg/kg	0.005	18	-	-	-	-	-	-	-		
Dimethoate	mg/kg	0.003	-	-	-	-	-	-	-	-		
Dinoseb	mg/kg	-	-	-	-	-	-	-	-	-		
Diuron	mg/kg	-	-	-	-	-	-	-	-	-		
Endosulfan I	mg/kg	0.001	1200	-	-	-	-	-	-	-		
Endosulfan II	mg/kg	0.01	-	-	-	-	-	-	-	-		
Endosulfan sulphate	mg/kg	0.005	-	-	-	-	-	-	-	-		
Endrin	mg/kg	0.003	-	-	-	-	-	-	-	-		
Endrin ketone	mg/kg	0.03	-	-	-	-	-	-	-	-		
Ethion	mg/kg	0.003	-	-	-	-	-	-	-	-		
Fenitrothion	mg/kg	0.005	-	-	-	-	-	-	-	-		
Fenithion	mg/kg	0.01	-	-	-	-	-	-	-	-		
Fluroxypyr	mg/kg	0.1	-	-	-	-	-	-	-	-		

		Field ID	BH07068-X-7.50-ES-200129	BH07069-X-0.10-ES-200131	BH07069-X-0.60-ES-200131	BH07069-X-1.50-ES-200206	BH07069-X-12.50-ES-200207	BH07069-X-2.50-ES18-200206	BH07069-X-2.50-ES-200206	BH07069-X-21.50-ES-200211	BH07069-X-23.50-ES-200212	
		Location Code	BH07068	BH07069	BH07069	BH07069	BH07069	BH07069	BH07069	BH07069	BH07069	
		Sample Depth Range	7.5	0.1	0.6	1.5	12.5	2.5	2.5	21.5	23.5	
		Sample Date	29/01/2020	31/01/2020	31/01/2020	06/02/2020	07/02/2020	06/02/2020	06/02/2020	11/02/2020	12/02/2020	
		Matrix Description	C4SL Public Open Space (POS) Residential									
		Matrix Description	LQM S4UL Public Open Space (POS) Residential - 1% SOM									
Chem Group	ChemName	output unit	EQL									
	o-BHC (Lindane)	mg/kg	0.001	-	-	-	-	-	-	-	-	
	Heptachlor	mg/kg	0.003	-	-	-	-	-	-	-	-	
	Isodrin	mg/kg	0.002	-	-	-	-	-	-	-	-	
	Isoproturon	mg/kg	-	-	-	-	-	-	-	-	-	
	Linuron	mg/kg	-	-	-	-	-	-	-	-	-	
	Malathion	mg/kg	0.002	-	-	-	-	-	-	-	-	
	2-Methyl-4-chlorophenoxyacetic acid	mg/kg	-	-	-	-	-	-	-	-	-	
	2-Methyl-4-Chlorophenoxy Butanoic Acid	mg/kg	-	-	-	-	-	-	-	-	-	
	Meconop	mg/kg	-	-	-	-	-	-	-	-	-	
	Methoxychlor	mg/kg	0.005	-	-	-	-	-	-	-	-	
	Methyl parathion	mg/kg	0.01	-	-	-	-	-	-	-	-	
	Mevinphos (Phosdrin)	mg/kg	0.002	-	-	-	-	-	-	-	-	
	o,p-DDD	mg/kg	0.005	-	-	-	-	-	-	-	-	
	o,p'-DDE	mg/kg	0.002	-	-	-	-	-	-	-	-	
	o,p'-Methoxychlor	mg/kg	0.05	-	-	-	-	-	-	-	-	
	Parathion	mg/kg	0.005	-	-	-	-	-	-	-	-	
	Pendimethalin	mg/kg	0.01	-	-	-	-	-	-	-	-	
	Permethrin	mg/kg	0.05	-	-	-	-	-	-	-	-	
	Permethrin II	mg/kg	0.003	-	-	-	-	-	-	-	-	
	Phorate	mg/kg	0.01	-	-	-	-	-	-	-	-	
	Priniphos-methyl	mg/kg	0.002	-	-	-	-	-	-	-	-	
	Priniphos-ethyl	mg/kg	0.002	-	-	-	-	-	-	-	-	
	Prometon	mg/kg	0.05	-	-	-	-	-	-	-	-	
	Prometryn	mg/kg	0.05	-	-	-	-	-	-	-	-	
	Pronamide	mg/kg	0.002	-	-	-	-	-	-	-	-	
	Propazine	mg/kg	0.05	-	-	-	-	-	-	-	-	
	Propiconazole	mg/kg	-	-	-	-	-	-	-	-	-	
	Propoxycarbazono-sodium	mg/kg	-	-	-	-	-	-	-	-	-	
	Simazine	mg/kg	0.05	-	-	-	-	-	-	-	-	
	Terbutryn	mg/kg	0.05	-	-	-	-	-	-	-	-	
	Terbutylazine	mg/kg	0.05	-	-	-	-	-	-	-	-	
	Phosalone	mg/kg	0.005	-	-	-	-	-	-	-	-	
	Phosphamidon	mg/kg	0.005	-	-	-	-	-	-	-	-	
	Triadimefon	mg/kg	0.002	-	-	-	-	-	-	-	-	
	Triallate	mg/kg	0.002	-	-	-	-	-	-	-	-	
	Triclopyr	mg/kg	0.1	-	-	-	-	-	-	-	-	
	Triclosan	mg/kg	-	-	-	-	-	-	-	-	-	
	Trifluralin	mg/kg	0.01	-	-	-	-	-	-	-	-	
	Tebuconazole	mg/kg	-	-	-	-	-	-	-	-	-	
	Telodrin	mg/kg	0.05	-	-	-	-	-	-	-	-	
	Triazophos	mg/kg	0.003	-	-	-	-	-	-	-	-	
SVOC TIC	SVOC TICs - Detect	Detect	-	-	-	-	-	-	-	-	-	
	Anthraquinone 9,10-	mg/kg	-	-	-	-	-	-	-	-	-	
	SVOC Tentatively Identified Compounds	mg/kg	0.1	-	-	-	-	-	-	-	-	
	Aniline	mg/kg	0.3	-	-	-	-	-	-	-	-	
VOC TIC	VOC TICs - Detect	Detect	-	-	-	-	-	-	-	-	-	
	VOC Tentatively Identified Compounds	mg/kg	0.05	-	-	-	-	-	-	-	-	
	Freon 113	mg/kg	0.005	-	-	-	-	-	-	-	-	
Other	Temperature	°C	-	-	-	-	-	-	-	-	-	
	Conductivity @ 20°C	µS/cm	14	-	-	-	-	-	-	-	-	
	% Stones <4mm	%	0	0	0	0	88.1	0	0	51.2	100	
	Fraction of non-crushable material	%	0	0	0	0	0	0	0	0	0	
	Moisture Content (dried @35°C)	%	-	-	-	-	-	-	-	-	-	
	Moisture Content 105C	%	0.1	33.8	33.5	28.9	43.2	6.6	47	15.1	34	
	pH (Lab)	pH Units	1	8.2	7.9	8.4	7.8	8.6	8	8.7	8.9	
	Stone Content	%	0.1	0	0	0	32.2	0	0	6.1	0	
	Total Organic Carbon	%	0.02	0.72	2.86	1.31	2.15	0.07	1.81	1.88	0.3	

**Env Stds Comments**  
 #1:GAC is only presented as speciated chromium. 7.7mg/kg is used for hexavalent. If hexavalent chromium (CVI) data is available, a value of 1,500mg/kg r  
 #2:C4SL for lead adopted  
 #3:GAC only presented as speciated mercury. 16mg/kg is used for elemental mercury. If the CSM indicates that elemental mercury is not a CoC and mercury  
 #4:Updated S4UL for nickel  
 #5:S4UL exceeds solubility saturation limit  
 #6:Criteria derived for Al<sup>3</sup>-C16-C35 split between Al<sup>3</sup>-C16-21 & Al<sup>3</sup>-C21-35. Requires summation of fractions to use Al<sup>3</sup>-C16-C35 criteria.  
 #7:Criteria presented is for p-xylene. A separate value is presented for o-xylene.  
 #8:S4UL based on a threshold protective of direct skin contact with phenol

**Legend**

38.2	Results exceeds GAC.
<50	Results MDL is greater than GAC.
NAD	No asbestos detected.
-	Determinand has not been tested for.

**Notes**  
 A range is given where a determinand has been analysed for by more than one method.





		Field ID	BH07068-X-3-50-ES-200206	BH07069-X-4-50-ES-200206	BH07071-X-0-50-ES-200224	BH07071-X-1-10-ES-200224	BH07071-X-1-10-ES7-200224	BH07071-X-1-80-ES-200225	BH07071-X-10-00-ES-200226	BH07071-X-10-00-ES1-200226	BH07071-X-10-70-ES-200226
		Location Code	BH07068	BH07069	BH07071	BH07071	BH07071	BH07071	BH07071	BH07071	BH07071
		Sample Depth Range	3.5	4.5	0.5	1.1	1.1	1.8	10	10	10.7
		Sample Date	06/02/2020	06/02/2020	24/02/2020	24/02/2020	24/02/2020	25/02/2020	26/02/2020	26/02/2020	26/02/2020
		Matrix Description	LQM S4UL Public Open Space (POS) Residential - 1% SOM								
		C4SL Public Open Space (POS) Residential									
Chem Group	ChemName	output unit	EQL								
TPH	>C6-C6	mg/kg	0.02	-	-	-	-	-	-	-	-
	>C6-C7	mg/kg	0.02	-	-	-	-	-	-	-	-
	>C7-C8	mg/kg	0.02	-	-	-	-	-	-	-	-
	>C6-C8	mg/kg	0.2	<0.2	<0.2	<0.2	<0.2	<0.2	<0.2	<0.2	<0.2
	>C8-C10	mg/kg	0.02	<2	<2	2.14	<2	<2	<2	<2	<2
	>C10-C12	mg/kg	0.02	<2	<2	<2	<2	<2	<2	<2	<2
	>C12-C16	mg/kg	2	<2	3.4	9.18	<2	<2	5.96	<2	<2
	>C16-C21	mg/kg	2	<2	6.31	45.2	2.05	<2	33.7	5	3.93
	>C21-C28	mg/kg	35	-	-	-	-	-	-	-	-
	>C21-C35	mg/kg	4.38	10	48	262	20.1	16.5	191	12.8	12.2
	>C28-C35	mg/kg	35	-	-	-	-	-	-	-	-
	>C31-C40	mg/kg	10	-	-	-	-	-	-	-	-
	>C35-C40	mg/kg	35	11.8	54	374	26.9	20.3	228	16.6	14.7
	GRO >C5-10	mg/kg	0.02	-	-	-	-	-	-	-	-
	TPH >C8-C40	mg/kg	10	<14.1	<65.2	<429	<30.9	<23.7	<270.2	<24.1	<20.7
	EPH >C5-40	mg/kg	35	-	-	-	-	-	-	-	-
	EPH >C10-40	mg/kg	35	-	-	-	-	-	-	-	-
	GRO	mg/kg	0.2	-	-	-	-	-	-	-	-
	GRO >C5-12	mg/kg	0.1	-	-	-	-	-	-	-	-
	TPH by GC/ED (AR)	mg/kg	10	14.6	66	431	32	24.9	270	23.9	20.5
	BTEX and MTE	Benzene	mg/kg	0.001	140	72	-	-	-	-	-
Toluene		mg/kg	0.005	-	56000	-	-	-	-	-	-
Ethylbenzene		mg/kg	0.002	-	24000	-	-	-	-	-	-
Xylene (m & o)		mg/kg	0.004	-	41000	-	-	-	-	-	-
Xylene (o)		mg/kg	0.002	-	-	-	-	-	-	-	-
Xylene Total		mg/kg	0.02	-	-	-	-	-	-	-	-
MTE		mg/kg	0.001	-	-	-	-	-	-	-	-
Total BTEX		mg/kg	0.04	-	-	-	-	-	-	-	-
VOC	Styrene	mg/kg	0.001	-	-	-	-	-	-	-	-
	cis-1,3-dichloroethene	mg/kg	0.001	-	-	-	-	-	-	-	-
	trans-1,3-dichloroethene	mg/kg	0.001	-	-	-	-	-	-	-	-
	1,1,1,2-tetrachloroethane	mg/kg	0.001	1400	-	-	-	-	-	-	-
	1,1,1-trichloroethane	mg/kg	0.001	140000	-	-	-	-	-	-	-
	1,1,2,2-tetrachloroethane	mg/kg	0.001	1400	-	-	-	-	-	-	-
	1,1,2-trichloroethane	mg/kg	0.001	-	-	-	-	-	-	-	-
	1,1-dichloroethane	mg/kg	0.001	-	-	-	-	-	-	-	-
	1,1-dichloroethene	mg/kg	0.001	-	-	-	-	-	-	-	-
	1,1-dichloroethane	mg/kg	0.001	-	-	-	-	-	-	-	-
	1,2-dichloroethane	mg/kg	0.001	-	-	-	-	-	-	-	-
	1,2-dichloroethene	mg/kg	0.001	-	-	-	-	-	-	-	-
	1,2-dibromo-3-chloropropane	mg/kg	0.001	-	-	-	-	-	-	-	-
	1,2-dibromoethane	mg/kg	0.001	-	-	-	-	-	-	-	-
	1,2-dichloroethane	mg/kg	0.001	29	-	-	-	-	-	-	-
	1,2-dichloroethene	mg/kg	0.001	-	-	-	-	-	-	-	-
	1,3,5-trimethylbenzene	mg/kg	0.001	-	-	-	-	-	-	-	-
	1,3-dichloropropane	mg/kg	0.001	-	-	-	-	-	-	-	-
	2,2-dichloropropane	mg/kg	0.001	-	-	-	-	-	-	-	-
	2-chlorotoluene	mg/kg	0.001	-	-	-	-	-	-	-	-
	4-chlorotoluene	mg/kg	0.001	-	-	-	-	-	-	-	-
	Bromobenzene	mg/kg	0.001	-	-	-	-	-	-	-	-
	Bromochloromethane	mg/kg	0.001	-	-	-	-	-	-	-	-
	Bromodichloromethane	mg/kg	0.001	-	-	-	-	-	-	-	-
	Bromoform	mg/kg	0.001	-	-	-	-	-	-	-	-
	Bromomethane	mg/kg	0.001	-	-	-	-	-	-	-	-
	Carbon disulfide	mg/kg	0.007	11000	-	-	-	-	-	-	-
	Carbon tetrachloride	mg/kg	0.001	890	-	-	-	-	-	-	-
	Chlorobromomethane	mg/kg	0.001	-	-	-	-	-	-	-	-
	Chloroethane	mg/kg	0.002	-	-	-	-	-	-	-	-
	Chloroform	mg/kg	0.001	2500	-	-	-	-	-	-	-
	Chloromethane	mg/kg	0.003	-	-	-	-	-	-	-	-
	cis-1,2-dichloroethene	mg/kg	0.005	-	-	-	-	-	-	-	-
	Dibromomethane	mg/kg	0.001	-	-	-	-	-	-	-	-
	Dichlorodifluoromethane	mg/kg	0.001	-	-	-	-	-	-	-	-
	Dichloromethane	mg/kg	0.01	-	-	-	-	-	-	-	-
	Isopropylbenzene	mg/kg	0.001	-	-	-	-	-	-	-	-
	n-butylbenzene	mg/kg	0.001	-	-	-	-	-	-	-	-
	n-propylbenzene	mg/kg	0.001	-	-	-	-	-	-	-	-
	p-isocrotyltoluene	mg/kg	0.001	-	-	-	-	-	-	-	-
	sec-butylbenzene	mg/kg	0.001	-	-	-	-	-	-	-	-
	Trichloroethene	mg/kg	0.001	120	-	-	-	-	-	-	-
tert-butylbenzene	mg/kg	0.001	-	-	-	-	-	-	-	-	
Tetrachloroethene	mg/kg	0.003	1400	-	-	-	-	-	-	-	
trans-1,2-dichloroethene	mg/kg	0.001	-	-	-	-	-	-	-	-	
Trichlorofluoromethane	mg/kg	0.001	-	-	-	-	-	-	-	-	
Vinyl chloride	mg/kg	0.001	3.5	-	-	-	-	-	-	-	
tert-Amyl methyl ether	mg/kg	0.01	-	-	-	-	-	-	-	-	
VOC/SVOC	1,2,3-trichlorobenzene	mg/kg	0.001	-	-	-	-	-	-	-	-
	1,2,4-trichlorobenzene	mg/kg	0.003	-	-	-	-	-	-	-	-
	1,2-dichlorobenzene	mg/kg	0.001	-	-	-	-	-	-	-	-
	1,3,5-Trichlorobenzene	mg/kg	0.001	-	-	-	-	-	-	-	-
	1,3-dichlorobenzene	mg/kg	0.001	-	-	-	-	-	-	-	-
	1,4-dichlorobenzene	mg/kg	0.001	-	-	-	-	-	-	-	-
	Chlorobenzene	mg/kg	0.001	11000	-	-	-	-	-	-	-
	Hexachlorobutadiene	mg/kg	0.002	25	-	-	-	-	-	-	-

		Field ID	BH07068-X-3-50-ES-200206	BH07069-X-4-50-ES-200206	BH07071-X-0-50-ES-200224	BH07071-X-1-10-ES-200224	BH07071-X-1-10-ES-200224	BH07071-X-1-10-ES-200224	BH07071-X-1-80-ES-200225	BH07071-X-10-00-ES-200226	BH07071-X-10-00-ES-200226	BH07071-X-10-00-ES-200226	BH07071-X-10-70-ES-200226
		Location Code	BH07068	BH07069	BH07071	BH07071	BH07071	BH07071	BH07071	BH07071	BH07071	BH07071	BH07071
		Sample Depth Range	3.5	4.5	0.5	1.1	1.1	1.1	1.8	10	10	10	10.7
		Sample Date	06/02/2020	06/02/2020	24/02/2020	24/02/2020	24/02/2020	24/02/2020	25/02/2020	26/02/2020	26/02/2020	26/02/2020	26/02/2020
		Matrix Description	LQM S4UL Public Open Space (POS) Residential - 1% SOM										
		C4SL Public Open Space (POS) Residential											
Chem Group	ChemName	output unit	EQL										
SVOC	Benzyl alcohol	mg/kg	0.5	-	-	-	-	-	-	-	-	-	-
	Diphenyl ether	mg/kg	0.1	-	-	-	-	-	-	-	-	-	-
	4-bromophenyl phenyl ether	mg/kg	0.1	-	-	-	-	-	-	-	-	-	-
	4-nitroaniline	mg/kg	0.1	-	-	-	-	-	-	-	-	-	-
	4-nitrophenol	mg/kg	0.1	-	-	-	-	-	-	-	-	-	-
	1,1-Biohenyl	mg/kg	0.1	-	-	-	-	-	-	-	-	-	-
	1,2,3,4-tetrachlorobenzene	mg/kg	0.001	830	-	-	-	-	-	-	-	-	-
	1-Methylnaphthalene	mg/kg	0.1	-	-	-	-	-	-	-	-	-	-
	2,4,5-trichlorophenol	mg/kg	0.1	-	-	-	-	-	-	-	-	-	-
	2,4,6-trichlorophenol	mg/kg	0.1	-	-	-	-	-	-	-	-	-	-
	2,4-dichlorophenol	mg/kg	0.1	-	-	-	-	-	-	-	-	-	-
	2,4-dimethylphenol	mg/kg	0.1	-	-	-	-	-	-	-	-	-	-
	2,4-dinitrophenol	mg/kg	0.5	-	-	-	-	-	-	-	-	-	-
	2,4-dinitrotoluene	mg/kg	0.1	-	-	-	-	-	-	-	-	-	-
	2,6-dinitrotoluene	mg/kg	0.1	-	-	-	-	-	-	-	-	-	-
	2-chloronaphthalene	mg/kg	0.1	-	-	-	-	-	-	-	-	-	-
	2-chlorophenol	mg/kg	0.1	-	-	-	-	-	-	-	-	-	-
	2-methylnaphthalene	mg/kg	0.1	-	-	-	-	-	-	-	-	-	-
	2-methylphenol	mg/kg	0.1	-	-	-	-	-	-	-	-	-	-
	2-nitroaniline	mg/kg	0.1	-	-	-	-	-	-	-	-	-	-
	2-nitrophenol	mg/kg	0.1	-	-	-	-	-	-	-	-	-	-
	3-nitroaniline	mg/kg	0.1	-	-	-	-	-	-	-	-	-	-
	4,6-Dinitro-2-methylphenol	mg/kg	0.2	-	-	-	-	-	-	-	-	-	-
	4-chloro-3-methylphenol	mg/kg	0.1	-	-	-	-	-	-	-	-	-	-
	4-chloroaniline	mg/kg	0.1	-	-	-	-	-	-	-	-	-	-
	4-chlorophenol	mg/kg	0.5	620	-	-	-	-	-	-	-	-	-
	4-chlorophenyl phenyl ether	mg/kg	0.1	-	-	-	-	-	-	-	-	-	-
	4-methylphenol	mg/kg	0.1	-	-	-	-	-	-	-	-	-	-
	Azobenzene	mg/kg	0.1	-	-	-	-	-	-	-	-	-	-
	Benzoic Acid	mg/kg	0.5	-	-	-	-	-	-	-	-	-	-
	Bis(2-chlorophenyl) methane	mg/kg	0.1	-	-	-	-	-	-	-	-	-	-
	Bis(2-chloroethyl) ether	mg/kg	0.1	-	-	-	-	-	-	-	-	-	-
	Bis(2-chloroisopropyl) ether	mg/kg	0.1	-	-	-	-	-	-	-	-	-	-
	Bis(2-ethylhexyl) phthalate	mg/kg	0.1	-	-	-	-	-	-	-	-	-	-
	Butyl benzyl phthalate	mg/kg	0.1	-	-	-	-	-	-	-	-	-	-
	Carbazole	mg/kg	0.1	-	-	-	-	-	-	-	-	-	-
	Dibenzofuran	mg/kg	0.1	-	-	-	-	-	-	-	-	-	-
	Diethylphthalate	mg/kg	0.1	-	-	-	-	-	-	-	-	-	-
	Dimethyl phthalate	mg/kg	0.1	-	-	-	-	-	-	-	-	-	-
	Di-n-butyl phthalate	mg/kg	0.1	-	-	-	-	-	-	-	-	-	-
	Di-n-octyl phthalate	mg/kg	0.1	-	-	-	-	-	-	-	-	-	-
	Hexachlorobenzene	mg/kg	0.002	16	-	-	-	-	-	-	-	-	-
	Hexachlorocyclopentadiene	mg/kg	0.1	-	-	-	-	-	-	-	-	-	-
	Hexachloroethane	mg/kg	0.1	-	-	-	-	-	-	-	-	-	-
	Isophorone	mg/kg	0.1	-	-	-	-	-	-	-	-	-	-
	Nitrobenzene	mg/kg	0.1	-	-	-	-	-	-	-	-	-	-
	N-nitrosodipropylamine	mg/kg	0.1	-	-	-	-	-	-	-	-	-	-
	n-Nitrosodiphenylamine	mg/kg	0.1	-	-	-	-	-	-	-	-	-	-
	Pentachlorobenzene	mg/kg	0.001	100	-	-	-	-	-	-	-	-	-
	Pentachloronitrobenzene	mg/kg	0.05	-	-	-	-	-	-	-	-	-	-
Pentachlorophenol	mg/kg	0.1	60	-	-	-	-	-	-	-	-	-	
PCB	PCB-110	mg/kg	-	-	-	-	-	-	-	-	-	-	-
	PCB-128	mg/kg	-	-	-	-	-	-	-	-	-	-	-
	PCB-141	mg/kg	-	-	-	-	-	-	-	-	-	-	-
	PCB-149	mg/kg	-	-	-	-	-	-	-	-	-	-	-
	PCB-151	mg/kg	-	-	-	-	-	-	-	-	-	-	-
	PCB-158	mg/kg	-	-	-	-	-	-	-	-	-	-	-
	PCB-170	mg/kg	-	-	-	-	-	-	-	-	-	-	-
	PCB-18	mg/kg	-	-	-	-	-	-	-	-	-	-	-
	PCB-183	mg/kg	-	-	-	-	-	-	-	-	-	-	-
	PCB-187	mg/kg	-	-	-	-	-	-	-	-	-	-	-
	PCB-194	mg/kg	-	-	-	-	-	-	-	-	-	-	-
	PCB-31	mg/kg	-	-	-	-	-	-	-	-	-	-	-
	PCB-44	mg/kg	-	-	-	-	-	-	-	-	-	-	-
	PCB-49	mg/kg	-	-	-	-	-	-	-	-	-	-	-
	2,2,4,4-tetrachloro-1,1-Biphenyl	mg/kg	-	-	-	-	-	-	-	-	-	-	-
	2,3,4,4-tetrachloro-1,1-Biphenyl	mg/kg	-	-	-	-	-	-	-	-	-	-	-
	Heptachlorobiphenyl, 2,3,3,4,4,5,5- (PCB 189)	mg/kg	0.003	-	-	-	-	-	-	-	-	-	-
	Hexachlorobiphenyl, 2,3,3,4,4,5- (PCB 156)	mg/kg	0.003	-	-	-	-	-	-	-	-	-	-
	Hexachlorobiphenyl, 2,3,3,4,4,5- (PCB 157)	mg/kg	0.003	-	-	-	-	-	-	-	-	-	-
	Hexachlorobiphenyl, 2,3,4,4,5,5- (PCB 167)	mg/kg	0.003	-	-	-	-	-	-	-	-	-	-
	Hexachlorobiphenyl, 3,3,4,4,5,5- (PCB 169)	mg/kg	0.003	-	-	-	-	-	-	-	-	-	-
	PCB 101	mg/kg	0.003	-	-	-	-	-	-	-	-	-	-
	PCB 118	mg/kg	0.003	-	-	-	-	-	-	-	-	-	-
	PCB 138	mg/kg	0.003	-	-	-	-	-	-	-	-	-	-
	PCB 153	mg/kg	0.003	-	-	-	-	-	-	-	-	-	-
	PCB 180	mg/kg	0.003	-	-	-	-	-	-	-	-	-	-
	PCB 26	mg/kg	0.003	-	-	-	-	-	-	-	-	-	-
	PCB 52	mg/kg	0.003	-	-	-	-	-	-	-	-	-	-
	Pentachlorobiphenyl, 2,3,3,4,4- (PCB 105)	mg/kg	0.003	-	-	-	-	-	-	-	-	-	-
Pentachlorobiphenyl, 2,3,3,4,4,5- (PCB 114)	mg/kg	0.003	-	-	-	-	-	-	-	-	-	-	
Pentachlorobiphenyl, 2,3,4,4,5,5- (PCB 123)	mg/kg	0.003	-	-	-	-	-	-	-	-	-	-	
Pentachlorobiphenyl, 3,3,4,4,5,5- (PCB 126)	mg/kg	0.003	-	-	-	-	-	-	-	-	-	-	
Tetrachlorobiphenyl, 3,3,4,4- (PCB 77)	mg/kg	0.003	-	-	-	-	-	-	-	-	-	-	
Tetrachlorobiphenyl, 3,4,4,5- (PCB 81)	mg/kg	0.003	-	-	-	-	-	-	-	-	-	-	
Total PCB 7 congeners	mg/kg	0.021	-	-	-	-	-	-	-	-	-	-	
Total PCB WHO 12	mg/kg	0.036	-	-	-	-	-	-	-	-	-	-	

Chem Group	ChemName	output unit	EQL	Field ID	BH07068-X-3.50-ES-200206	BH07069-X-4.50-ES-200206	BH07071-X-0.50-ES-200224	BH07071-X-1.10-ES-200224	BH07071-X-1.10-ES-200224	BH07071-X-1.80-ES-200225	BH07071-X-10.00-ES-200226	BH07071-X-10.00-ES-200226	BH07071-X-10.70-ES-200226		
				Location Code	BH07068	BH07069	BH07071	BH07071	BH07071	BH07071	BH07071	BH07071	BH07071	BH07071	BH07071
				Sample Depth	3.5	4.5	0.5	1.1	1.1	1.8	10	10	10	10.7	10.7
				Range	06/02/2020	06/02/2020	24/02/2020	24/02/2020	24/02/2020	25/02/2020	26/02/2020	26/02/2020	26/02/2020	26/02/2020	26/02/2020
				Matrix Description											
				LQM S4UL Public Open Space (POS) Residential - 1% SOM											
				C4SL Public Open Space (POS) Residential											
Phenolics	Xlenols	mg/kg	0.015	-	-	-	-	-	-	-	-	-	-		
	Phenol Index	mg/kg	0.5	<0.5	<0.5	<0.5	<0.5	<0.5	<0.5	<0.5	<0.5	<0.5	<0.5		
	3-24-methylphenol	mg/kg	0.1	-	-	-	-	-	-	-	-	-	-		
	Cresol Total	mg/kg	0.01	-	-	-	-	-	-	-	-	-	-		
	Phenol	mg/kg	0.01	-	-	-	-	-	-	-	-	-	-		
	Phenols Monohydric	mg/kg	0.035	-	-	-	-	-	-	-	-	-	-		
Organofins	Dibutyltin	mg/kg	-	-	-	-	-	-	-	-	-	-	-		
	Monophenyltin	mg/kg	-	-	-	-	-	-	-	-	-	-	-		
	Diphenyltin	mg/kg	-	-	-	-	-	-	-	-	-	-	-		
	Monobutyltin	mg/kg	-	-	-	-	-	-	-	-	-	-	-		
	Tetrabutyltin	mg/kg	-	-	-	-	-	-	-	-	-	-	-		
	Tributyltin	mg/kg	0.001	-	-	-	-	-	-	-	-	-	-		
	Triphenyltin	mg/kg	-	-	-	-	-	-	-	-	-	-	-		
Pesticides	Etrifloxos	mg/kg	0.002	-	-	-	-	-	-	-	-	-	-		
	Hepatachlor epoxide	mg/kg	0.002	-	-	-	-	-	-	-	-	-	-		
	Methachloros	mg/kg	0.002	-	-	-	-	-	-	-	-	-	-		
	Propetamphos	mg/kg	0.002	-	-	-	-	-	-	-	-	-	-		
	Simetryn	mg/kg	0.05	-	-	-	-	-	-	-	-	-	-		
	Sodium Acifluorfen	mg/kg	-	-	-	-	-	-	-	-	-	-	-		
	Tosazane	mg/kg	0.003	-	-	-	-	-	-	-	-	-	-		
	2,4,5-TP (Silvex)	mg/kg	-	-	-	-	-	-	-	-	-	-	-		
	Hedonal	mg/kg	-	-	-	-	-	-	-	-	-	-	-		
	2,4-DDT	mg/kg	0.003	-	-	-	-	-	-	-	-	-	-		
	2,4-Dichlorosop	mg/kg	-	-	-	-	-	-	-	-	-	-	-		
	4-(2,4-Dichlorobenox)butyric Acid (2,4-DB)	mg/kg	-	-	-	-	-	-	-	-	-	-	-		
	4,4-DDE	mg/kg	0.005	-	-	-	-	-	-	-	-	-	-		
	4-Chlorophenoxy acetic acid	mg/kg	-	-	-	-	-	-	-	-	-	-	-		
	a-BHC	mg/kg	0.002	24	-	-	-	-	-	-	-	-	-		
	Aldrin	mg/kg	0.002	18	-	-	-	-	-	-	-	-	-		
	Ametryn	mg/kg	0.05	-	-	-	-	-	-	-	-	-	-		
	Actril (Ioxynil)	mg/kg	-	-	-	-	-	-	-	-	-	-	-		
	Atraton	mg/kg	0.05	-	-	-	-	-	-	-	-	-	-		
	Atrazine	mg/kg	0.05	1200	-	-	-	-	-	-	-	-	-		
	Azinophos methyl	mg/kg	0.005	-	-	-	-	-	-	-	-	-	-		
	b-BHC	mg/kg	0.002	8.1	-	-	-	-	-	-	-	-	-		
	Bentazone	mg/kg	0.1	-	-	-	-	-	-	-	-	-	-		
	Bromoxynil	mg/kg	-	-	-	-	-	-	-	-	-	-	-		
	Carbochenothion	mg/kg	0.003	-	-	-	-	-	-	-	-	-	-		
	chlordan	mg/kg	0.002	-	-	-	-	-	-	-	-	-	-		
	Chlordane (cis)	mg/kg	0.002	-	-	-	-	-	-	-	-	-	-		
	Azinphos Ethyl	mg/kg	0.005	-	-	-	-	-	-	-	-	-	-		
	Chlordane (trans)	mg/kg	0.05	-	-	-	-	-	-	-	-	-	-		
	Chlorfenvinphos	mg/kg	0.003	-	-	-	-	-	-	-	-	-	-		
	Chlorotoluron	mg/kg	-	-	-	-	-	-	-	-	-	-	-		
	Chlorovifos	mg/kg	0.002	-	-	-	-	-	-	-	-	-	-		
	Chlorpyrifos-methyl	mg/kg	0.002	-	-	-	-	-	-	-	-	-	-		
	Cyanazine	mg/kg	-	-	-	-	-	-	-	-	-	-	-		
	d-BHC	mg/kg	0.002	-	-	-	-	-	-	-	-	-	-		
	DDD	mg/kg	0.005	-	-	-	-	-	-	-	-	-	-		
	DDT	mg/kg	0.005	-	-	-	-	-	-	-	-	-	-		
	Chlorfalonil	mg/kg	0.002	-	-	-	-	-	-	-	-	-	-		
	Diazinon	mg/kg	0.001	-	-	-	-	-	-	-	-	-	-		
	Dicamba	mg/kg	-	-	-	-	-	-	-	-	-	-	-		
	Dichlobenil	mg/kg	0.001	-	-	-	-	-	-	-	-	-	-		
	cis-Permethrin	mg/kg	0.003	-	-	-	-	-	-	-	-	-	-		
	Dichlorvos	mg/kg	0.002	16	-	-	-	-	-	-	-	-	-		
	Diclofop	mg/kg	-	-	-	-	-	-	-	-	-	-	-		
	Dieldrin	mg/kg	0.005	18	-	-	-	-	-	-	-	-	-		
	Dimethoate	mg/kg	0.003	-	-	-	-	-	-	-	-	-	-		
	Dinoseb	mg/kg	-	-	-	-	-	-	-	-	-	-	-		
	Diuron	mg/kg	-	-	-	-	-	-	-	-	-	-	-		
	Endosulfan I	mg/kg	0.001	1200	-	-	-	-	-	-	-	-	-		
	Endosulfan II	mg/kg	0.01	-	-	-	-	-	-	-	-	-	-		
	Endosulfan sulphate	mg/kg	0.005	-	-	-	-	-	-	-	-	-	-		
	Endrin	mg/kg	0.003	-	-	-	-	-	-	-	-	-	-		
	Endrin ketone	mg/kg	0.03	-	-	-	-	-	-	-	-	-	-		
	Ethion	mg/kg	0.003	-	-	-	-	-	-	-	-	-	-		
	Fenitrothion	mg/kg	0.005	-	-	-	-	-	-	-	-	-	-		
	Fenithion	mg/kg	0.01	-	-	-	-	-	-	-	-	-	-		
	Fluroxypyr	mg/kg	0.1	-	-	-	-	-	-	-	-	-	-		

		Field ID	BH07068-X-3.50-ES-200206	BH07069-X-4.50-ES-200206	BH07071-X-0.50-ES-200224	BH07071-X-1.10-ES-200224	BH07071-X-1.10-ES-200224	BH07071-X-1.80-ES-200225	BH07071-X-10.00-ES-200226	BH07071-X-10.00-ES-200226	BH07071-X-10.00-ES-200226	BH07071-X-10.70-ES-200226
		Location Code	BH07068	BH07069	BH07071	BH07071	BH07071	BH07071	BH07071	BH07071	BH07071	BH07071
		Sample Depth Range	3.5	4.5	0.5	1.1	1.1	1.8	10	10	10	10.7
		Sample Date Time	06/02/2020	06/02/2020	24/02/2020	24/02/2020	24/02/2020	25/02/2020	26/02/2020	26/02/2020	26/02/2020	26/02/2020
		Matrix Description	LQM S4UL Public Open Space (POS) Residential - 1% SOM									
		C4SL Public Open Space (POS) Residential	LQM S4UL Public Open Space (POS) Residential - 1% SOM									
Chem Group	ChemName	output unit	EQL									
	g-BHC (Lindane)	mg/kg	0.001	-	-	-	-	-	-	-	-	-
	Heptachlor	mg/kg	0.003	-	-	-	-	-	-	-	-	-
	Isodrin	mg/kg	0.002	-	-	-	-	-	-	-	-	-
	Isoproturon	mg/kg	-	-	-	-	-	-	-	-	-	-
	Linuron	mg/kg	-	-	-	-	-	-	-	-	-	-
	Malathion	mg/kg	0.002	-	-	-	-	-	-	-	-	-
	2-Methyl-4-chlorophenoxyacetic acid	mg/kg	-	-	-	-	-	-	-	-	-	-
	2-Methyl-4-Chlorophenoxy Butanoic Acid	mg/kg	-	-	-	-	-	-	-	-	-	-
	Mecoprop	mg/kg	-	-	-	-	-	-	-	-	-	-
	Methoxychlor	mg/kg	0.005	-	-	-	-	-	-	-	-	-
	Methyl parathion	mg/kg	0.01	-	-	-	-	-	-	-	-	-
	Mevinphos (Phosdrin)	mg/kg	0.002	-	-	-	-	-	-	-	-	-
	o,p-DDD	mg/kg	0.005	-	-	-	-	-	-	-	-	-
	o,p'-DDE	mg/kg	0.002	-	-	-	-	-	-	-	-	-
	o,p'-Methoxychlor	mg/kg	0.05	-	-	-	-	-	-	-	-	-
	Parathion	mg/kg	0.005	-	-	-	-	-	-	-	-	-
	Pendimethalin	mg/kg	0.01	-	-	-	-	-	-	-	-	-
	Permethrin	mg/kg	0.05	-	-	-	-	-	-	-	-	-
	Permethrin II	mg/kg	0.003	-	-	-	-	-	-	-	-	-
	Phorate	mg/kg	0.01	-	-	-	-	-	-	-	-	-
	Priniphos-methyl	mg/kg	0.002	-	-	-	-	-	-	-	-	-
	Priniphos-ethyl	mg/kg	0.002	-	-	-	-	-	-	-	-	-
	Prometon	mg/kg	0.05	-	-	-	-	-	-	-	-	-
	Prometryn	mg/kg	0.05	-	-	-	-	-	-	-	-	-
	Pronamide	mg/kg	0.002	-	-	-	-	-	-	-	-	-
	Propazine	mg/kg	0.05	-	-	-	-	-	-	-	-	-
	Propiconazole	mg/kg	-	-	-	-	-	-	-	-	-	-
	Propoxycarbazono-sodium	mg/kg	-	-	-	-	-	-	-	-	-	-
	Simazine	mg/kg	0.05	-	-	-	-	-	-	-	-	-
	Terbutryn	mg/kg	0.05	-	-	-	-	-	-	-	-	-
	Terbutylazine	mg/kg	0.05	-	-	-	-	-	-	-	-	-
	Phoxalone	mg/kg	0.005	-	-	-	-	-	-	-	-	-
	Phosphamidon	mg/kg	0.005	-	-	-	-	-	-	-	-	-
	Triadimefon	mg/kg	0.002	-	-	-	-	-	-	-	-	-
	Triallate	mg/kg	0.002	-	-	-	-	-	-	-	-	-
	Triclopyr	mg/kg	0.1	-	-	-	-	-	-	-	-	-
	Tricosan	mg/kg	-	-	-	-	-	-	-	-	-	-
	Trifluralin	mg/kg	0.01	-	-	-	-	-	-	-	-	-
	Tebuconazole	mg/kg	-	-	-	-	-	-	-	-	-	-
	Telodrin	mg/kg	0.05	-	-	-	-	-	-	-	-	-
	Triazophos	mg/kg	0.003	-	-	-	-	-	-	-	-	-
SVOC TIC	SVOC TICs - Detect	Detect	-	-	-	-	-	-	-	-	-	-
	Anthraquinone 9,10-	mg/kg	-	-	-	-	-	-	-	-	-	-
	SVOC Tentatively Identified Compounds	mg/kg	0.1	-	-	-	-	-	-	-	-	-
	Aniline	mg/kg	0.3	-	-	-	-	-	-	-	-	-
VOC TIC	VOC TICs - Detect	Detect	-	-	-	-	-	-	-	-	-	-
	VOC Tentatively Identified Compounds	mg/kg	0.05	-	-	-	-	-	-	-	-	-
	Freon 113	mg/kg	0.005	-	-	-	-	-	-	-	-	-
Other	Temperature	°C	-	-	-	-	-	-	-	-	-	-
	Conductivity @ 20°C	µS/cm	14	-	-	-	-	-	-	-	-	-
	% Stones <4mm	%	0	0	0	0	0	29.8	0	0	0	0
	Fraction of non-crushable material	%	0	0	0	0	0	0	0	0	0	0
	Moisture Content (dried @35°C)	%	-	-	-	-	-	-	-	-	-	-
	Moisture Content 105C	%	0.1	42.1	52.2	19.8	20	22.5	22.6	43.9	44.4	71.1
	pH (Lab)	Units	1	8.2	7.6	10.6	8.4	8.6	8.8	8.2	8.2	7.9
	Stone Content	%	0	0	11.5	0	0	5.2	1.4	0	0	0
	Total Organic Carbon	%	0.02	1.94	5.88	1.16	0.32	0.98	1.94	2.67	2.38	11.9

**Env Stds Comments**  
 #1:GAC is only presented as speciated chromium. 7.7mg/kg is used for hexavalent. If hexavalent chromium (CVI) data is available, a value of 1,500mg/kg r  
 #2:C4SL for lead adopted  
 #3:GAC only presented as speciated mercury. 16mg/kg is used for elemental mercury. If the CSM indicates that elemental mercury is not a CoC and mercury  
 #4:Updated S4UL for nickel  
 #5:S4UL exceeds solubility saturation limit  
 #6:Criteria derived for Al<sup>3</sup>-C16-C35 split between Al<sup>3</sup>-C16-21 & Al<sup>3</sup>-C21-35. Requires summation of fractions to use Al<sup>3</sup>-C16-C35 criteria.  
 #7:Criteria presented is for p-xylene. A separate value is presented for o-xylene.  
 #8:S4UL based on a threshold protective of direct skin contact with phenol

**Legend**

38.2	Results exceeds GAC.
<50	Results MDL is greater than GAC.
NAD	No asbestos detected.
-	Determinand has not been tested for.

**Notes**  
 A range is given where a determinand has been analysed for by more than one method.

Chem Group	ChemName	output unit	EQL	Field ID	Matrix Description		Sampled Date Time		Sampled Date Time		Sampled Date Time		Sampled Date Time		Sampled Date Time	
					Location Code	Location Code	25/02/2020	25/02/2020	25/02/2020	25/02/2020	25/02/2020	25/02/2020	25/02/2020	25/02/2020	25/02/2020	25/02/2020
					BH07071-X-2.00-ES-200225	BH07071-X-21.00-ES-200227	BH07071-X-3.00-ES-200225	BH07071-X-4.00-ES-200225	BH07071-X-4.60-ES-200225	BH07071-X-4.60-ES-200225	BH07071-X-5.60-ES-200225	BH07071-X-6.00-ES-200225	BH07071-X-7.00-ES-200225			
Asbestos	Anthophyllite	Detect	-	-	-	-	-	-	-	-	-	-	-	-	-	-
Asbestos	Asbestos Containing Material	Detect	-	-	-	-	-	-	-	-	-	-	-	-	-	-
Asbestos	Asbestos Analysis Comments	-	-	-	-	-	-	-	-	-	-	-	-	-	-	-
Asbestos	Asbestos PCOM Quantification	%	0.001	-	-	-	-	-	-	-	-	-	-	-	-	-
Asbestos	Asbestos Quantification Total	%	0.001	-	0.001	-	-	-	-	-	-	-	-	-	-	-
Asbestos	Asbestos: Actinolite	Detect	-	-	-	-	-	-	-	-	-	-	-	-	-	-
Asbestos	Additional Asbestos Components (Using TM048)	Comment	-	-	-	-	-	-	-	-	-	-	-	-	-	-
Asbestos	Crocidolite Asbestos	Detect	-	-	-	-	-	-	-	-	-	-	-	-	-	-
Asbestos	Asbestos Gravimetric Quantification	%	0.001	-	-	-	-	-	-	-	-	-	-	-	-	-
Asbestos	Asbestos ID (Stage 1)	Detect	NAD	NAD	Detected	NAD	NAD	NAD	NAD	NAD	NAD	NAD	NAD	NAD	NAD	NAD
Asbestos	Chrysotile Asbestos	Detect	-	-	-	-	-	-	-	-	-	-	-	-	-	-
Asbestos	Amosite Asbestos	Detect	-	-	-	-	-	-	-	-	-	-	-	-	-	-
Asbestos	Non-Asbestos Fibre	Detect	-	-	-	-	-	-	-	-	-	-	-	-	-	-
Asbestos	Tremolite	Detect	-	-	-	-	-	-	-	-	-	-	-	-	-	-
Inorganics	Ammoniacal Nitrogen as N	mg/kg	12	-	-	-	-	-	-	-	-	-	-	-	-	-
Inorganics	Cyanide (Free)	mg/kg	0.5	<0.5	<0.5	<0.5	<0.5	<0.5	<0.5	<0.5	<0.5	<0.5	<0.5	<0.5	<0.5	<0.5
Inorganics	Cyanide Total	mg/kg	0.5	<0.5	<0.5	<0.5	0.9	2.8	14.9	4	14.9	4	14.9	4	14.9	4
Inorganics	Cyanides-complex	mg/kg	1	-	-	-	-	-	-	-	-	-	-	-	-	-
Inorganics	Phosphates	mg/kg	4	-	-	-	-	-	-	-	-	-	-	-	-	-
PAH	Coronene	mg/kg	0.3	-	-	-	-	-	-	-	-	-	-	-	-	-
PAH	Naphthalene	mg/kg	0.005	4900	<0.08	<0.08	<0.08	<0.08	<0.08	<0.08	<0.08	<0.08	<0.08	<0.08	<0.08	3.16
PAH	Acenaphthene	mg/kg	0.008	15000	<0.08	<0.08	0.15	<0.08	<0.08	<0.08	<0.08	0.1	0.21	<0.08	1.24	1.24
PAH	Acenaphthylene	mg/kg	0.012	15000	<0.08	<0.08	0.14	<0.08	<0.08	<0.08	<0.08	<0.08	<0.08	<0.08	<0.08	<0.08
PAH	Fluoranthene	mg/kg	0.017	3100	0.74	<0.08	4.73	1.25	0.11	0.44	4.4	2.79	4.4	2.79	2.21	2.21
PAH	Anthracene	mg/kg	0.016	74000	0.2	<0.08	0.74	0.3	0.43	0.09	0.43	0.41	0.41	0.41	1.9	1.9
PAH	Phenanthrene	mg/kg	0.015	3100	0.53	<0.08	1.81	0.59	<0.08	0.16	0.28	0.21	0.21	4.37	4.37	4.37
PAH	Fluorene	mg/kg	0.01	9900	<0.08	<0.08	0.17	<0.08	<0.08	<0.08	<0.08	<0.08	<0.08	<0.08	1.78	1.78
PAH	Chrysene	mg/kg	0.01	57	0.38	<0.08	1.39	0.56	0.1	0.36	1.39	1.36	0.81	0.81	0.81	0.81
PAH	Pyrene	mg/kg	0.015	7400	0.62	<0.08	3.83	1.16	0.12	0.43	3.46	2.62	1.68	1.68	1.68	1.68
PAH	Benzo(a)anthracene	mg/kg	0.014	29	0.33	<0.08	1.45	0.48	<0.08	0.24	1.09	1.06	0.77	0.77	0.77	0.77
PAH	Benzo(b)fluoranthene	mg/kg	0.015	7.1	0.4	<0.08	1.45	0.55	0.11	0.41	1.61	1.17	0.52	0.52	0.52	0.52
PAH	Benzo(k)fluoranthene	mg/kg	0.014	190	0.21	<0.08	0.7	0.29	<0.08	0.25	0.77	0.55	0.39	0.39	0.39	0.39
PAH	Benzo(a)pyrene	mg/kg	0.015	5.7	0.34	<0.08	1.27	0.46	0.09	0.34	1.17	0.85	0.29	0.29	0.29	0.29
PAH	Dibenz(a,h)anthracene	mg/kg	0.023	0.57	0.1	<0.08	0.26	0.1	<0.08	<0.08	0.18	0.14	0.08	0.08	0.08	0.08
PAH	Benzo(g,h,i)perylene	mg/kg	0.024	640	0.31	<0.08	0.9	0.37	<0.08	0.24	0.88	0.66	0.18	0.18	0.18	0.18
PAH	Indeno(1,2,3-c,d)lovene	mg/kg	0.018	82	0.26	<0.08	0.79	0.29	<0.08	0.18	0.52	0.46	0.22	0.22	0.22	0.22
PAH	PAH 16 Total	mg/kg	0.118	-	<4.73	<1.28	<19.9	<6.73	<1.41	<3.52	<16.6	<12.7	<19.7	<19.7	<19.7	<19.7
TPH CWG	>C5-C8 Aliphatics	mg/kg	0.01	(see 157000)PS	-	-	-	-	<0.2	<0.2	<0.2	<0.2	<0.2	<0.2	<0.2	<0.2
TPH CWG	>C6-C7 Aliphatics	mg/kg	0.2	600000	-	-	-	-	<0.2	<0.2	<0.2	<0.2	<0.2	<0.2	<0.2	<0.2
TPH CWG	>C6-C8 Aliphatics	mg/kg	0.01	600000	-	-	-	-	<0.2	<0.2	<0.2	<0.2	<0.2	<0.2	<0.2	<0.2
TPH CWG	>C10-C44 Aliphatics	mg/kg	5	-	-	-	-	-	<0.2	<0.2	<0.2	<0.2	<0.2	<0.2	<0.2	<0.2
TPH CWG	>C7-C8 Aliphatics	mg/kg	0.2	-	-	-	-	-	<0.2	<0.2	<0.2	<0.2	<0.2	<0.2	<0.2	<0.2
TPH CWG	>C10-C44 Aliphatics/Aromatics	mg/kg	10	-	-	-	-	-	<0.2	<0.2	<0.2	<0.2	<0.2	<0.2	<0.2	<0.2
TPH CWG	>C8-C10 Aliphatics	mg/kg	0.01	13000	-	-	-	-	<0.2	<0.2	<0.2	<0.2	<0.2	<0.2	<0.2	<0.2
TPH CWG	>C10-C12 Aliphatics	mg/kg	0.01	13000	-	-	-	-	<4	<4	<4	<4	<4	<4	<4	<4
TPH CWG	>C12-C16 Aliphatics	mg/kg	0.1	19000	-	-	-	-	<4	<4	4.18	<4	<4	<4	<4	<4
TPH CWG	>C16-C21 Aliphatics	mg/kg	0.1	125000PS	-	-	-	-	6.65	22.5	7.66	<4	<4	<4	<4	<4
TPH CWG	>C21-C35 Aliphatics	mg/kg	0.1	125000PS	-	-	-	-	20.9	109	39.5	<4	<4	<4	<4	<4
TPH CWG	>C35-C44 Aliphatics	mg/kg	0.1	250000	-	-	-	-	<4	<4	<4	<4	<4	<4	<4	<4
TPH CWG	>C5-C10 Aliphatics	mg/kg	0.05	-	-	-	-	-	<0.2	<0.2	<0.2	<0.2	<0.2	<0.2	<0.2	<0.2
TPH CWG	>C8-C40 Aliphatics	mg/kg	20	-	-	-	-	-	34.1	152	55.3	<4	<4	<4	<4	<4
TPH CWG	Total Aliphatics >C12-C44	mg/kg	0.1	-	-	-	-	-	<4	<4	<4	<4	<4	<4	<4	<4
TPH CWG	>EC5-EC10 Aromatics	mg/kg	0.05	-	-	-	-	-	<0.1	<0.1	<0.1	<0.1	<0.1	<0.1	<0.1	<0.1
TPH CWG	>EC5-EC7 Aromatics	mg/kg	0.01	56000	-	-	-	-	<0.1	<0.1	<0.1	<0.1	<0.1	<0.1	<0.1	<0.1
TPH CWG	>EC6-EC7 Aromatics	mg/kg	0.01	-	-	-	-	-	<0.1	<0.1	<0.1	<0.1	<0.1	<0.1	<0.1	<0.1
TPH CWG	>EC7-EC8 Aromatics	mg/kg	0.01	56000	-	-	-	-	<0.1	<0.1	<0.1	<0.1	<0.1	<0.1	<0.1	<0.1
TPH CWG	>EC6-EC10 Aromatics	mg/kg	0.01	5000	-	-	-	-	<4	<4	<4	<4	<4	<4	<4	<4
TPH CWG	>EC10-EC12 Aromatics	mg/kg	0.01	5000	-	-	-	-	<4	<4	<4	<4	<4	<4	<4	<4
TPH CWG	>EC8-EC40 Aromatics	mg/kg	20	-	-	-	-	-	58.2	172	39.5	<4	<4	<4	<4	<4
TPH CWG	>EC10-EC44 Aromatics	mg/kg	5	-	-	-	-	-	<4	<4	<4	<4	<4	<4	<4	<4
TPH CWG	>EC12-EC16 Aromatics	mg/kg	0.1	5100	-	-	-	-	7.91	21	<4	<4	<4	<4	<4	<4
TPH CWG	>EC16-EC21 Aromatics	mg/kg	0.1	3800	-	-	-	-	6.61	14.5	<4	<4	<4	<4	<4	<4
TPH CWG	>EC21-EC35 Aromatics	mg/kg	0.1	3800	-	-	-	-	36.7	97.7	28.9	<4	<4	<4	<4	<4
TPH CWG	>EC35-EC44 Aromatics	mg/kg	0.1	3800	-	-	-	-	<4	<4	<4	<4	<4	<4	<4	<4
TPH CWG	>EC40-EC44 Aromatics	mg/kg	0.1	-	-	-	-	-	<4	<4	<4	<4	<4	<4	<4	<4
TPH CWG	>EC12-EC44 Aromatics	mg/kg	0.1	-	-	-	-	-	<4	<4	<4	<4	<4	<4	<4	<4
TPH CWG	TPH Aliphatics & Aromatics >C5-44	mg/kg	0.1	-	-	-	-	-	<4	<4	<4	<4	<4	<4	<4	<4

		Field ID	BH07071-X-2.00-ES-200225	BH07071-X-21.00-ES-200227	BH07071-X-3.00-ES-200225	BH07071-X-4.00-ES-200225	BH07071-X-4.60-ES-200225	BH07071-X-4.60-ES-200225	BH07071-X-5.60-ES-200225	BH07071-X-6.00-ES-200225	BH07071-X-7.00-ES-200225	BH07071-X-7.00-ES-200225	
		Location Code	BH07071	BH07071	BH07071	BH07071	BH07071	BH07071	BH07071	BH07071	BH07071	BH07071	
		Sample Depth Range	2	21	3	4	4.6	4.6	5.6	6	7	7	
		Sample Date Time	25/02/2020	27/02/2020	25/02/2020	25/02/2020	25/02/2020	25/02/2020	25/02/2020	25/02/2020	25/02/2020	25/02/2020	
		Matrix Description	LQM S4UL Public Open Space (POS) Residential - 1% SOM										
		C4SL Public Open Space (POS) Residential											
Chem Group	ChemName	output unit	EQ1										
TPH	>C6-C8	mg/kg	0.02	-	-	-	-	<0.2	<0.2	<0.2	-	-	
	>C6-C7	mg/kg	0.02	-	-	-	-	<0.2	<0.2	<0.2	-	-	
	>C7-C8	mg/kg	0.02	-	-	-	-	<0.2	<0.2	<0.2	-	-	
	>C6-C8	mg/kg	0.2	-	-	-	-	<0.2	<0.2	<0.2	-	-	
	>C8-C10	mg/kg	0.02	<0.2	<0.2	<0.2	<0.2	<0.2	<0.2	<0.2	<0.2	<0.2	
	>C10-C12	mg/kg	0.02	2.01	2.39	2.82	<2	-	-	-	5.42	5.58	
	>C12-C16	mg/kg	2	3.69	3.52	6.08	3.02	-	-	-	24.5	19.1	
	>C16-C21	mg/kg	2	13.6	7.82	29.2	16.5	-	-	-	97.6	45.4	
	>C21-C28	mg/kg	35	-	-	-	-	-	-	-	-	-	
	>C21-C35	mg/kg	4.38	43.7	17.2	117	72.4	-	-	-	492	116	
	>C28-C35	mg/kg	35	-	-	-	-	-	-	-	-	-	
	>C31-C40	mg/kg	10	53.1	19.9	140	83.1	-	-	-	545	125	
	>C35-C40	mg/kg	35	-	-	-	-	-	-	-	-	-	
	GRO >C5-10	mg/kg	0.02	-	-	-	-	-	-	-	-	-	
	TPH >C8-C40	mg/kg	10	<73	<34.2	<179.2	<104.2	-	-	-	<673.2	<196.2	
	EPH >C5-40	mg/kg	35	-	-	-	-	-	-	-	-	-	
	EPH >C10-40	mg/kg	35	-	-	-	-	-	-	-	-	-	
GRO	mg/kg	0.2	-	-	-	-	<0.2	<0.2	<0.2	-	-		
GRO >C5-12	mg/kg	0.1	-	-	-	-	-	-	-	-	-		
TPH by GC/ED (AR)	mg/kg	10	72.8	34	179	104	-	-	-	673	196		
BTEX and MTE	Benzene	mg/kg	0.001	140	72	-	-	<0.01 - 0.002	<0.01 - 0.002	<0.01 - 0.001	-	-	
	Toluene	mg/kg	0.005	-	56000	-	-	<0.005	<0.005	<0.005	-	-	
	Ethylbenzene	mg/kg	0.002	-	24000	-	-	<0.01	<0.01	<0.01	-	-	
	Xylene (m & o)	mg/kg	0.004	-	41000	-	-	<0.004	<0.004	<0.004	-	-	
	Xylene (p)	mg/kg	0.002	-	41000	-	-	<0.002	<0.002	<0.002	-	-	
	Xylene Total	mg/kg	0.02	-	-	-	-	<0.03	<0.03	<0.03	-	-	
	MTE	mg/kg	0.001	-	-	-	-	-	-	-	-	-	
	Total BTEX	mg/kg	0.04	-	-	-	-	-	-	-	-	-	
	VOC	Styrene	mg/kg	0.001	-	-	-	-	-	-	-	-	-
		cis-1,3-dichloroethene	mg/kg	0.001	-	-	-	-	-	-	-	-	-
trans-1,3-dichloroethene		mg/kg	0.001	-	-	-	-	-	-	-	-	-	
1,1,1,2-tetrachloroethane		mg/kg	0.001	1400	-	-	-	-	-	-	-	-	
1,1,1-trichloroethane		mg/kg	0.001	140000	-	-	-	-	-	-	-	-	
1,1,2,2-tetrachloroethane		mg/kg	0.001	1400	-	-	-	-	-	-	-	-	
1,1,2-dichloroethane		mg/kg	0.001	-	-	-	-	-	-	-	-	-	
1,1-dichloroethane		mg/kg	0.001	-	-	-	-	-	-	-	-	-	
1,1-dichloroethene		mg/kg	0.001	-	-	-	-	-	-	-	-	-	
1,1-dichloroethene		mg/kg	0.001	-	-	-	-	-	-	-	-	-	
1,2-dichloroethane		mg/kg	0.001	-	-	-	-	-	-	-	-	-	
1,2-dichloroethene		mg/kg	0.001	-	-	-	-	-	-	-	-	-	
1,2-dichloroethene		mg/kg	0.001	29	-	-	-	-	-	-	-	-	
1,3,5-trimethylbenzene		mg/kg	0.001	-	-	-	-	-	-	-	-	-	
1,3-dichloropropane		mg/kg	0.001	-	-	-	-	-	-	-	-	-	
2,2-dichloropropane		mg/kg	0.001	-	-	-	-	-	-	-	-	-	
2-chlorotoluene		mg/kg	0.001	-	-	-	-	-	-	-	-	-	
4-chlorotoluene		mg/kg	0.001	-	-	-	-	-	-	-	-	-	
Bromobenzene		mg/kg	0.001	-	-	-	-	-	-	-	-	-	
Bromochloromethane		mg/kg	0.001	-	-	-	-	-	-	-	-	-	
Bromodichloromethane		mg/kg	0.001	-	-	-	-	-	-	-	-	-	
Bromofrom		mg/kg	0.001	-	-	-	-	-	-	-	-	-	
Bromomethane		mg/kg	0.001	-	-	-	-	-	-	-	-	-	
Carbon disulfide		mg/kg	0.007	11000	-	-	-	-	-	-	-	-	
Carbon tetrachloride		mg/kg	0.001	890	-	-	-	-	-	-	-	-	
Chlorobromomethane		mg/kg	0.001	-	-	-	-	-	-	-	-	-	
Chloroethane		mg/kg	0.002	-	-	-	-	-	-	-	-	-	
Chloroform		mg/kg	0.001	2500	-	-	-	-	-	-	-	-	
Chloromethane		mg/kg	0.003	-	-	-	-	-	-	-	-	-	
cis-1,2-dichloroethene		mg/kg	0.005	-	-	-	-	-	-	-	-	-	
Dibromomethane		mg/kg	0.001	-	-	-	-	-	-	-	-	-	
Dichlorodifluoromethane		mg/kg	0.001	-	-	-	-	-	-	-	-	-	
Dichloromethane		mg/kg	0.01	-	-	-	-	-	-	-	-	-	
Isopropylbenzene		mg/kg	0.001	-	-	-	-	-	-	-	-	-	
n-butylbenzene		mg/kg	0.001	-	-	-	-	-	-	-	-	-	
n-propylbenzene		mg/kg	0.001	-	-	-	-	-	-	-	-	-	
p-isocrotyltoluene		mg/kg	0.001	-	-	-	-	-	-	-	-	-	
sec-butylbenzene		mg/kg	0.001	-	-	-	-	-	-	-	-	-	
Trichloroethene		mg/kg	0.001	120	-	-	-	-	-	-	-	-	
tert-butylbenzene		mg/kg	0.001	-	-	-	-	-	-	-	-	-	
Tetrachloroethene		mg/kg	0.003	1400	-	-	-	-	-	-	-	-	
trans-1,2-dichloroethene		mg/kg	0.001	-	-	-	-	-	-	-	-	-	
Trichlorofluoromethane		mg/kg	0.001	-	-	-	-	-	-	-	-	-	
Vinyl chloride		mg/kg	0.001	3.5	-	-	-	-	-	-	-	-	
tert-Amyl methyl ether		mg/kg	0.01	-	-	-	-	-	-	-	-	-	
VOC/SVOC	1,2,3-trichlorobenzene	mg/kg	0.001	-	-	-	-	-	-	-	-	-	
	1,2,4-trichlorobenzene	mg/kg	0.003	-	-	-	-	-	-	-	-	-	
	1,2-dichlorobenzene	mg/kg	0.001	-	-	-	-	-	-	-	-	-	
	1,3,5-Trichlorobenzene	mg/kg	0.001	-	-	-	-	-	-	-	-	-	
	1,3-dichlorobenzene	mg/kg	0.001	-	-	-	-	-	-	-	-	-	
	1,4-dichlorobenzene	mg/kg	0.001	-	-	-	-	-	-	-	-	-	
	Chlorobenzene	mg/kg	0.001	11000	-	-	-	-	-	-	-	-	
Hexachlorobutadiene	mg/kg	0.002	25	-	-	-	-	-	-	-	-		

		Field ID	BH07071-X-2.00-ES-200225	BH07071-X-21.00-ES-200227	BH07071-X-3.00-ES-200225	BH07071-X-4.00-ES-200225	BH07071-X-4.60-ES-200225	BH07071-X-4.60-ES-200225	BH07071-X-5.60-ES-200225	BH07071-X-6.00-ES-200225	BH07071-X-7.00-ES-200225	
		Location Code	BH07071	BH07071	BH07071	BH07071	BH07071	BH07071	BH07071	BH07071	BH07071	
		Sample Depth Range	2	21	3	4	4.6	4.6	5.6	6	7	
		Sample Date Time	25/02/2020	27/02/2020	25/02/2020	25/02/2020	25/02/2020	25/02/2020	25/02/2020	25/02/2020	25/02/2020	
		Matrix Description	LQM S4UL Public Open Space (POS) Residential - 1% SOM									
		C4SL Public Open Space (POS) Residential										
Chem Group	ChemName	output unit	EQL									
SVOC	Benzyl alcohol	mg/kg	0.5	-	-	-	-	-	-	-	-	
	Diphenyl ether	mg/kg	0.1	-	-	-	-	-	-	-	-	
	4-bromophenyl phenyl ether	mg/kg	0.1	-	-	-	-	-	-	-	-	
	4-nitroaniline	mg/kg	0.1	-	-	-	-	-	-	-	-	
	4-nitrophenol	mg/kg	0.1	-	-	-	-	-	-	-	-	
	1,1-Biohenvl	mg/kg	0.1	-	-	-	-	-	-	-	-	
	1,2,3,4-tetrachlorobenzene	mg/kg	0.001	830	-	-	-	-	-	-	-	
	1-Methylnaphthalene	mg/kg	0.1	-	-	-	-	-	-	-	-	
	2,4,5-trichlorophenol	mg/kg	0.1	-	-	-	-	-	-	-	-	
	2,4,6-trichlorophenol	mg/kg	0.1	-	-	-	-	-	-	-	-	
	2,4-dichlorophenol	mg/kg	0.1	-	-	-	-	-	-	-	-	
	2,4-dimethylphenol	mg/kg	0.1	-	-	-	-	-	-	-	-	
	2,4-dinitrophenol	mg/kg	0.5	-	-	-	-	-	-	-	-	
	2,4-dinitrotoluene	mg/kg	0.1	-	-	-	-	-	-	-	-	
	2,6-dinitrotoluene	mg/kg	0.1	-	-	-	-	-	-	-	-	
	2-chloronaphthalene	mg/kg	0.1	-	-	-	-	-	-	-	-	
	2-chlorophenol	mg/kg	0.1	-	-	-	-	-	-	-	-	
	2-methylnaphthalene	mg/kg	0.1	-	-	-	-	-	-	-	-	
	2-methylphenol	mg/kg	0.1	-	-	-	-	-	-	-	-	
	2-nitroaniline	mg/kg	0.1	-	-	-	-	-	-	-	-	
	2-nitrophenol	mg/kg	0.1	-	-	-	-	-	-	-	-	
	3-nitroaniline	mg/kg	0.1	-	-	-	-	-	-	-	-	
	4,6-Dinitro-2-methylphenol	mg/kg	0.2	-	-	-	-	-	-	-	-	
	4-chloro-3-methylphenol	mg/kg	0.1	-	-	-	-	-	-	-	-	
	4-chloroaniline	mg/kg	0.1	-	-	-	-	-	-	-	-	
	4-chlorophenol	mg/kg	0.5	620	-	-	-	-	-	-	-	
	4-chlorophenyl phenyl ether	mg/kg	0.1	-	-	-	-	-	-	-	-	
	4-methylphenol	mg/kg	0.1	-	-	-	-	-	-	-	-	
	Azobenzene	mg/kg	0.1	-	-	-	-	-	-	-	-	
	Benzic Acid	mg/kg	0.5	-	-	-	-	-	-	-	-	
	Bis(2-chlorophenyl) methane	mg/kg	0.1	-	-	-	-	-	-	-	-	
	Bis(2-chloroethyl) ether	mg/kg	0.1	-	-	-	-	-	-	-	-	
	Bis(2-chloroisopropyl) ether	mg/kg	0.1	-	-	-	-	-	-	-	-	
	Bis(2-ethylhexyl) phthalate	mg/kg	0.1	-	-	-	-	-	-	-	-	
	Butyl benzyl phthalate	mg/kg	0.1	-	-	-	-	-	-	-	-	
	Catechols	mg/kg	0.1	-	-	-	-	-	-	-	-	
	Dibenzofuran	mg/kg	0.1	-	-	-	-	-	-	-	-	
	Diethylbithalate	mg/kg	0.1	-	-	-	-	-	-	-	-	
	Dimethyl phthalate	mg/kg	0.1	-	-	-	-	-	-	-	-	
	Di-n-butyl phthalate	mg/kg	0.1	-	-	-	-	-	-	-	-	
	Di-n-octyl phthalate	mg/kg	0.1	-	-	-	-	-	-	-	-	
	Hexachlorobenzene	mg/kg	0.002	16	-	-	-	-	-	-	-	
	Hexachlorocyclopentadiene	mg/kg	0.1	-	-	-	-	-	-	-	-	
	Hexachloroethane	mg/kg	0.1	-	-	-	-	-	-	-	-	
	Isophorone	mg/kg	0.1	-	-	-	-	-	-	-	-	
	Nitrobenzene	mg/kg	0.1	-	-	-	-	-	-	-	-	
	N-nitrosodipropylamine	mg/kg	0.1	-	-	-	-	-	-	-	-	
	n-Nitrosodiphenylamine	mg/kg	0.1	-	-	-	-	-	-	-	-	
	Pentachlorobenzene	mg/kg	0.001	100	-	-	-	-	-	-	-	
	Pentachloronitrobenzene	mg/kg	0.05	-	-	-	-	-	-	-	-	
Pentachlorophenol	mg/kg	0.1	60	-	-	-	-	-	-	-		
PCB	PCB-110	mg/kg	-	-	-	-	-	-	-	-	-	
	PCB-128	mg/kg	-	-	-	-	-	-	-	-	-	
	PCB-141	mg/kg	-	-	-	-	-	-	-	-	-	
	PCB-149	mg/kg	-	-	-	-	-	-	-	-	-	
	PCB-151	mg/kg	-	-	-	-	-	-	-	-	-	
	PCB-158	mg/kg	-	-	-	-	-	-	-	-	-	
	PCB-170	mg/kg	-	-	-	-	-	-	-	-	-	
	PCB-18	mg/kg	-	-	-	-	-	-	-	-	-	
	PCB-183	mg/kg	-	-	-	-	-	-	-	-	-	
	PCB-187	mg/kg	-	-	-	-	-	-	-	-	-	
	PCB-194	mg/kg	-	-	-	-	-	-	-	-	-	
	PCB-31	mg/kg	-	-	-	-	-	-	-	-	-	
	PCB-44	mg/kg	-	-	-	-	-	-	-	-	-	
	PCB-49	mg/kg	-	-	-	-	-	-	-	-	-	
	2,2,4-tetrachloro-1,1-Biphenvl	mg/kg	-	-	-	-	-	-	-	-	-	
	2,3,4,4-tetrachloro-1,1-Biphenvl	mg/kg	-	-	-	-	-	-	-	-	-	
	Heptachlorobiphenvl, 2,3,3,4,4,5,5- (PCB 189)	mg/kg	0.003	-	-	-	-	-	-	-	-	
	Hexachlorobiphenvl, 2,3,3,4,4,5- (PCB 156)	mg/kg	0.003	-	-	-	-	-	-	-	-	
	Hexachlorobiphenvl, 2,3,3,4,4,5- (PCB 157)	mg/kg	0.003	-	-	-	-	-	-	-	-	
	Hexachlorobiphenvl, 2,3,4,4,5,5- (PCB 167)	mg/kg	0.003	-	-	-	-	-	-	-	-	
	Hexachlorobiphenvl, 3,3,4,4,5,5- (PCB 169)	mg/kg	0.003	-	-	-	-	-	-	-	-	
	PCB 101	mg/kg	0.003	-	-	-	-	-	-	-	-	
	PCB 118	mg/kg	0.003	-	-	-	-	-	-	-	-	
	PCB 138	mg/kg	0.003	-	-	-	-	-	-	-	-	
	PCB 153	mg/kg	0.003	-	-	-	-	-	-	-	-	
	PCB 160	mg/kg	0.003	-	-	-	-	-	-	-	-	
	PCB 26	mg/kg	0.003	-	-	-	-	-	-	-	-	
PCB 52	mg/kg	0.003	-	-	-	-	-	-	-	-		
Pentachlorobiphenvl, 2,3,3,4,4- (PCB 105)	mg/kg	0.003	-	-	-	-	-	-	-	-		
Pentachlorobiphenvl, 2,3,3,4,4,5- (PCB 114)	mg/kg	0.003	-	-	-	-	-	-	-	-		
Pentachlorobiphenvl, 2,3,4,4,5,5- (PCB 123)	mg/kg	0.003	-	-	-	-	-	-	-	-		
Pentachlorobiphenvl, 3,3,4,4,5,5- (PCB 126)	mg/kg	0.003	-	-	-	-	-	-	-	-		
Tetrachlorobiphenvl, 3,3,4,4- (PCB 77)	mg/kg	0.003	-	-	-	-	-	-	-	-		
Tetrachlorobiphenvl, 3,4,4,5- (PCB 81)	mg/kg	0.003	-	-	-	-	-	-	-	-		
Total PCB 7 congeners	mg/kg	0.021	-	-	-	-	-	-	-	-		
Total PCB WHO 12	mg/kg	0.036	-	-	-	-	-	-	-	-		

		Field ID	BH07071-X-2.00-ES-200225	BH07071-X-21.00-ES-200227	BH07071-X-3.00-ES-200225	BH07071-X-4.00-ES-200225	BH07071-X-4.60-ES-200225	BH07071-X-4.60-ES-200225	BH07071-X-5.60-ES-200225	BH07071-X-6.00-ES-200225	BH07071-X-7.00-ES-200225
		Location Code	BH07071	BH07071	BH07071	BH07071	BH07071	BH07071	BH07071	BH07071	BH07071
		Sample Depth Range	2	21	3	4	4.6	4.6	5.6	6	7
		Sample Date Time	25/02/2020	27/02/2020	25/02/2020	25/02/2020	25/02/2020	25/02/2020	25/02/2020	25/02/2020	25/02/2020
		Matrix Description	LQM S4UL Public Open Space (POS) Residential - 1% SOM								
		C4SL Public Open Space (POS) Residential									
Chem Group	ChemName	output unit	EQL								
Phenolics	Xenonols	mg/kg	0.015	-	-	-	-	-	-	-	-
	Phenol Index	mg/kg	0.5	<0.5	<0.5	<0.5	<0.5	<0.5	<0.5	<0.5	<0.5
	3-84-methylphenol	mg/kg	0.1	-	-	-	-	-	-	-	-
	Cresol Total	mg/kg	0.01	-	-	-	-	-	-	-	-
Phenols Monochydric	Phenol	mg/kg	0.01	-	-	-	-	-	-	-	-
	Phenols Monochydric	mg/kg	0.035	-	-	-	-	-	-	-	-
	Dibutyltin	mg/kg	-	-	-	-	-	-	-	-	-
	Monophenyltin	mg/kg	-	-	-	-	-	-	-	-	-
Organotins	Diphenyltin	mg/kg	-	-	-	-	-	-	-	-	-
	Monobutyltin	mg/kg	-	-	-	-	-	-	-	-	-
	Tetrabutyltin	mg/kg	-	-	-	-	-	-	-	-	-
	Tributyltin	mg/kg	0.001	-	-	-	-	-	-	-	-
Pesticides	Triphenyltin	mg/kg	-	-	-	-	-	-	-	-	-
	Etrimefos	mg/kg	0.002	-	-	-	-	-	-	-	-
	Hepatachlor epoxide	mg/kg	0.002	-	-	-	-	-	-	-	-
	Methachlorpos	mg/kg	0.002	-	-	-	-	-	-	-	-
Pesticides	Propetamphos	mg/kg	0.002	-	-	-	-	-	-	-	-
	Simetryn	mg/kg	0.05	-	-	-	-	-	-	-	-
	Sodium Acifluorfen	mg/kg	-	-	-	-	-	-	-	-	-
	Tosanaene	mg/kg	0.003	-	-	-	-	-	-	-	-
Pesticides	2,4,5-TP (Silvex)	mg/kg	-	-	-	-	-	-	-	-	-
	Hedonal	mg/kg	-	-	-	-	-	-	-	-	-
	2,4-DDT	mg/kg	0.003	-	-	-	-	-	-	-	-
	2,4-Dichloroac	mg/kg	-	-	-	-	-	-	-	-	-
Pesticides	4-(2,4-Dichlorophenoxy)butyric Acid (2,4-DB)	mg/kg	-	-	-	-	-	-	-	-	-
	4,4-DDE	mg/kg	0.005	-	-	-	-	-	-	-	-
	4-Chlorophenoxy acetic acid	mg/kg	-	-	-	-	-	-	-	-	-
	a-BHC	mg/kg	0.002	24	-	-	-	-	-	-	-
Pesticides	Aldrin	mg/kg	0.002	18	-	-	-	-	-	-	-
	Ametryn	mg/kg	0.05	-	-	-	-	-	-	-	-
	Acetyl (hexnill)	mg/kg	-	-	-	-	-	-	-	-	-
	Atraton	mg/kg	0.05	-	-	-	-	-	-	-	-
Pesticides	Atrazine	mg/kg	0.05	1200	-	-	-	-	-	-	-
	Azinophos methyl	mg/kg	0.005	-	-	-	-	-	-	-	-
	b-BHC	mg/kg	0.002	8.1	-	-	-	-	-	-	-
	Bentazone	mg/kg	0.1	-	-	-	-	-	-	-	-
Pesticides	Bromoxnill	mg/kg	-	-	-	-	-	-	-	-	-
	Carboethionion	mg/kg	0.003	-	-	-	-	-	-	-	-
	chlordan	mg/kg	0.002	-	-	-	-	-	-	-	-
	Chlordane (cis)	mg/kg	0.002	-	-	-	-	-	-	-	-
Pesticides	Azinphos Ethyl	mg/kg	0.005	-	-	-	-	-	-	-	-
	Chlordane (trans)	mg/kg	0.05	-	-	-	-	-	-	-	-
	Chlorfenvinphos	mg/kg	0.003	-	-	-	-	-	-	-	-
	Chlorotoluron	mg/kg	-	-	-	-	-	-	-	-	-
Pesticides	Chlorovifos	mg/kg	0.002	-	-	-	-	-	-	-	-
	Chlorpyrifos-methyl	mg/kg	0.002	-	-	-	-	-	-	-	-
	Cyanazine	mg/kg	-	-	-	-	-	-	-	-	-
	d-BHC	mg/kg	0.002	-	-	-	-	-	-	-	-
Pesticides	DDD	mg/kg	0.005	-	-	-	-	-	-	-	-
	DDT	mg/kg	0.005	-	-	-	-	-	-	-	-
	Chlorothalonil	mg/kg	0.002	-	-	-	-	-	-	-	-
	Diazinon	mg/kg	0.001	-	-	-	-	-	-	-	-
Pesticides	Dicamba	mg/kg	-	-	-	-	-	-	-	-	-
	Dichlobenil	mg/kg	0.001	-	-	-	-	-	-	-	-
	cis-Permethrin	mg/kg	0.003	-	-	-	-	-	-	-	-
	Dichlorvos	mg/kg	0.002	16	-	-	-	-	-	-	-
Pesticides	Diclofop	mg/kg	-	-	-	-	-	-	-	-	-
	Dieldrin	mg/kg	0.005	18	-	-	-	-	-	-	-
	Dimethoate	mg/kg	0.003	-	-	-	-	-	-	-	-
	Dinoseb	mg/kg	-	-	-	-	-	-	-	-	-
Pesticides	Diuron	mg/kg	-	-	-	-	-	-	-	-	-
	Endosulfan I	mg/kg	0.001	1200	-	-	-	-	-	-	-
	Endosulfan II	mg/kg	0.01	-	-	-	-	-	-	-	-
	Endosulfan sulphate	mg/kg	0.005	-	-	-	-	-	-	-	-
Pesticides	Endrin	mg/kg	0.003	-	-	-	-	-	-	-	-
	Endrin ketone	mg/kg	0.03	-	-	-	-	-	-	-	-
	Ethion	mg/kg	0.003	-	-	-	-	-	-	-	-
	Fenitrothion	mg/kg	0.005	-	-	-	-	-	-	-	-
Pesticides	Fenithion	mg/kg	0.01	-	-	-	-	-	-	-	-
	Fluroxypyr	mg/kg	0.1	-	-	-	-	-	-	-	-



		Field ID	BH07071-X-2.00-ES-200225	BH07071-X-21.00-ES-200227	BH07071-X-3.00-ES-200225	BH07071-X-4.00-ES-200225	BH07071-X-4.60-ES-200225	BH07071-X-4.60-ES25-200225	BH07071-X-5.60-ES-200225	BH07071-X-6.00-ES-200225	BH07071-X-7.00-ES-200225	
		Location Code	BH07071	BH07071	BH07071	BH07071	BH07071	BH07071	BH07071	BH07071	BH07071	
		Sample Depth Range	2	21	3	4	4.6	4.6	5.6	6	7	
		Sample Date	25/02/2020	27/02/2020	25/02/2020	25/02/2020	25/02/2020	25/02/2020	25/02/2020	25/02/2020	25/02/2020	
		Matrix Description	LQM S4UL Public Open Space (POS) Residential - 1% SOM									
		C4SL Public Open Space (POS) Residential										
Chem Group	ChemName	output unit	EQL									
	o-BHC (Lindane)	mg/kg	0.001	-	-	-	-	-	-	-	-	
	Heptachlor	mg/kg	0.003	-	-	-	-	-	-	-	-	
	Isodrin	mg/kg	0.002	-	-	-	-	-	-	-	-	
	Isoproturon	mg/kg	-	-	-	-	-	-	-	-	-	
	Linuron	mg/kg	-	-	-	-	-	-	-	-	-	
	Malathion	mg/kg	0.002	-	-	-	-	-	-	-	-	
	2-Methyl-4-chlorobenzoic acid	mg/kg	-	-	-	-	-	-	-	-	-	
	2-Methyl-4-Chlorophenoxy Butanoic Acid	mg/kg	-	-	-	-	-	-	-	-	-	
	Mecoprop	mg/kg	-	-	-	-	-	-	-	-	-	
	Methoxychlor	mg/kg	0.005	-	-	-	-	-	-	-	-	
	Methyl carathion	mg/kg	0.01	-	-	-	-	-	-	-	-	
	Mevinphos (Phosdrin)	mg/kg	0.002	-	-	-	-	-	-	-	-	
	o,p-DDD	mg/kg	0.005	-	-	-	-	-	-	-	-	
	o,p'-DDE	mg/kg	0.002	-	-	-	-	-	-	-	-	
	o,p'-Methoxychlor	mg/kg	0.05	-	-	-	-	-	-	-	-	
	Parathion	mg/kg	0.005	-	-	-	-	-	-	-	-	
	Pendimethalin	mg/kg	0.01	-	-	-	-	-	-	-	-	
	Permethrin	mg/kg	0.05	-	-	-	-	-	-	-	-	
	Permethrin II	mg/kg	0.003	-	-	-	-	-	-	-	-	
	Phorate	mg/kg	0.01	-	-	-	-	-	-	-	-	
	Priniphos-methyl	mg/kg	0.002	-	-	-	-	-	-	-	-	
	Priniphos-ethyl	mg/kg	0.002	-	-	-	-	-	-	-	-	
	Prometon	mg/kg	0.05	-	-	-	-	-	-	-	-	
	Prometryn	mg/kg	0.05	-	-	-	-	-	-	-	-	
	Pronamide	mg/kg	0.002	-	-	-	-	-	-	-	-	
	Propazine	mg/kg	0.05	-	-	-	-	-	-	-	-	
	Propiconazole	mg/kg	-	-	-	-	-	-	-	-	-	
	Propoxycarbazono-sodium	mg/kg	-	-	-	-	-	-	-	-	-	
	Simazine	mg/kg	0.05	-	-	-	-	-	-	-	-	
	Terbutryn	mg/kg	0.05	-	-	-	-	-	-	-	-	
	Terbutylazine	mg/kg	0.05	-	-	-	-	-	-	-	-	
	Phoxalone	mg/kg	0.005	-	-	-	-	-	-	-	-	
	Phosphamidon	mg/kg	0.005	-	-	-	-	-	-	-	-	
	Triadimefon	mg/kg	0.002	-	-	-	-	-	-	-	-	
	Triallate	mg/kg	0.002	-	-	-	-	-	-	-	-	
	Triclopyr	mg/kg	0.1	-	-	-	-	-	-	-	-	
	Triclosan	mg/kg	-	-	-	-	-	-	-	-	-	
	Trifluralin	mg/kg	0.01	-	-	-	-	-	-	-	-	
	Tebuconazole	mg/kg	-	-	-	-	-	-	-	-	-	
	Telodrin	mg/kg	0.05	-	-	-	-	-	-	-	-	
	Triazophos	mg/kg	0.003	-	-	-	-	-	-	-	-	
SVOC TIC	SVOC TICs - Detect	Detect	-	-	-	-	-	-	-	-	-	
	Anthraquinone 9,10-	mg/kg	-	-	-	-	-	-	-	-	-	
	SVOC Tentatively Identified Compounds	mg/kg	0.1	-	-	-	-	-	-	-	-	
	Aniline	mg/kg	0.3	-	-	-	-	-	-	-	-	
VOC TIC	VOC TICs - Detect	Detect	-	-	-	-	-	-	-	-	-	
	VOC Tentatively Identified Compounds	mg/kg	0.05	-	-	-	-	-	-	-	-	
	Freon 113	mg/kg	0.005	-	-	-	-	-	-	-	-	
Other	Temperature	°C	-	-	-	-	-	-	-	-	-	
	Conductivity @ 20°C	µS/cm	14	-	-	-	-	-	-	-	-	
	% Stones <4mm	%	-	-	-	-	56.6	47	52.1	-	-	
	Fraction of non-crushable material	%	-	-	-	-	0	0	0	-	-	
	Moisture Content (dried @35°C)	%	-	-	-	-	-	-	-	-	-	
	Moisture Content 105°C	%	0.1	21.9	31.8	20.4	31.3	41.2	43.8	43.9	57.7	
	pH (Lab)	Units	1	8.7	7.9	8.3	7.4	6.8	7	7	7.6	
	Stone Content	%	0.1	7.9	0	9.8	6.1	7.1	3.8	3.9	8.6	
	Total Organic Carbon	%	0.02	2.63	0.56	2.75	16.3	>25	22	18.7	10.1	

**Env Stds Comments**  
 #1:GAC is only presented as speciated chromium. 7.7mg/kg is used for hexavalent. If hexavalent chromium (CVI) data is available, a value of 1,500mg/kg r  
 #2:C4SL for lead adopted  
 #3:GAC only presented as speciated mercury. 16mg/kg is used for elemental mercury. If the CSM indicates that elemental mercury is not a CoC and mercury  
 #4:Updated S4UL for nickel  
 #5:S4UL exceeds solubility saturation limit  
 #6:Criteria derived for Al<sup>3</sup>-C16-C35 split between Al<sup>3</sup>-C16-21 & Al<sup>3</sup>-C21-35. Requires summation of fractions to use Al<sup>3</sup>-C16-C35 criteria.  
 #7:Criteria presented is for p-xylene. A separate value is presented for o-xylene.  
 #8:S4UL based on a threshold protective of direct skin contact with phenol

Legend	
38.2	Results exceeds GAC.
<50	Results MDL is greater than GAC.
NAD	No asbestos detected.
-	Determinand has not been tested for.

**Notes**  
 A range is given where a determinand has been analysed for by more than one method.



Chem Group	ChemName	output unit	EQL	Field ID	BH07071-X-7.60-ES-200225	BH07071-X-8.00-ES-200225	BH07073-X-0.10-ES-191217	BH07073-X-0.70-ES-191217	BH07073-X-11.00-ES-200108	BH07073-X-11.00-ES-200108	BH07073-X-21.50-ES-200109	BH07073-X-25.00-ES-200113	BH07073-X-26.60-ES-200116	
				Location Code	BH07071	BH07071	BH07073	BH07073	BH07073	BH07073	BH07073	BH07073	BH07073	BH07073
				Sample Depth Range	7.6	8	0.1	0.7	11	11	21.5	25	26.6	
				Sample Date Time	25/02/2020	25/02/2020	17/12/2019	17/12/2019	08/01/2020	08/01/2020	09/01/2020	13/01/2020	16/01/2020	
				Matrix Description	LQM S4UL Public Open Space (POS) Residential - 1% SOM									
				C4SL Public Open Space (POS) Residential										
TPH	>C6-C6	mg/kg	0.02	-	-	-	<0.2	<0.2	-	-	-	-	-	
	>C6-C7	mg/kg	0.02	-	-	-	<0.2	<0.2	-	-	-	-	-	
	>C7-C8	mg/kg	0.02	-	-	-	<0.2	<0.2	-	-	-	-	-	
	>C6-C8	mg/kg	0.2	-	-	-	<0.2	<0.2	-	-	-	-	-	
	>C8-C10	mg/kg	0.02	<0.2	<0.2	<0.2	<0.2	<0.2	<0.2	<0.2	<0.2	<0.2	<0.2	
	>C10-C12	mg/kg	0.02	<2	<2	<2	<2	<2	<2	<2	<2	<2	<2	
	>C12-C16	mg/kg	2	4.17	3.66	-	-	<2	<2	<2	<2	<2	<2	
	>C16-C21	mg/kg	2	13.8	11.8	-	-	<2	<2	<2	<2	<2	2.28	
	>C21-C28	mg/kg	35	-	-	-	-	<2	<2	<2	<2	<2	<2	
	>C21-C35	mg/kg	4.38	38.8	30	-	-	7.32	15.8	6.54	<4.38	5.95	5.95	
	>C28-C35	mg/kg	35	-	-	-	-	<2	<2	<2	<2	<2	<2	
	>C31-C40	mg/kg	10	41.7	32.1	-	-	<10	20.9	10.4	<10	<10	<10	
	>C35-C40	mg/kg	35	-	-	-	-	<2	<2	<2	<2	<2	<2	
	GRO >C5-10	mg/kg	0.02	-	-	-	-	<2	<2	<2	<2	<2	<2	
	TPH >C8-C40	mg/kg	10	<61.9	<49.6	-	-	<10.8	<25.1	<13	<10.2	<10.6	<10.6	
	EPH >C5-40	mg/kg	35	-	-	-	-	<2	<2	<2	<2	<2	<2	
	EPH >C10-40	mg/kg	35	-	-	-	-	<2	<2	<2	<2	<2	<2	
	GRO	mg/kg	0.2	-	-	<0.2	<0.2	-	-	-	-	-	-	
	GRO >C5-12	mg/kg	0.1	-	-	-	-	<2	<2	<2	<2	<2	<2	
TPH by GC/ED (AR)	mg/kg	10	61.7	49.4	-	-	12.3	26.8	12.4	<10	<10	10.6		
BTEX and MTBE	Benzene	mg/kg	0.001	140	72	<0.001	<0.001	12.3	26.8	<10	<10	<10	<10	
	Toluene	mg/kg	0.005	-	56000	<0.005	<0.005	-	-	-	-	-	-	
	Ethylbenzene	mg/kg	0.002	-	24000	<0.002	<0.002	-	-	-	-	-	-	
	Xylene (m & o)	mg/kg	0.004	-	41000	<0.004	<0.004	-	-	-	-	-	-	
	Xylene (p)	mg/kg	0.002	-	41000	<0.002	<0.002	-	-	-	-	-	-	
	Xylene Total	mg/kg	0.02	-	-	<0.03	<0.03	-	-	-	-	-	-	
	MTBE	mg/kg	0.001	-	-	-	-	-	-	-	-	-	-	
	Total BTEX	mg/kg	0.04	-	-	-	-	-	-	-	-	-	-	
	VOC	Styrene	mg/kg	0.001	-	-	-	-	-	-	-	-	-	-
		cis-1,3-dichloroethene	mg/kg	0.001	-	-	-	-	-	-	-	-	-	-
trans-1,3-dichloroethene		mg/kg	0.001	-	-	-	-	-	-	-	-	-	-	
1,1,1,2-tetrachloroethane		mg/kg	0.001	1400	-	-	-	-	-	-	-	-	-	
1,1,1-trichloroethane		mg/kg	0.001	140000	-	-	-	-	-	-	-	-	-	
1,1,2,2-tetrachloroethane		mg/kg	0.001	1400	-	-	-	-	-	-	-	-	-	
1,1,2-trichloroethane		mg/kg	0.001	-	-	-	-	-	-	-	-	-	-	
1,1-dichloroethane		mg/kg	0.001	-	-	-	-	-	-	-	-	-	-	
1,1-dichloroethene		mg/kg	0.001	-	-	-	-	-	-	-	-	-	-	
1,1-dichloroethene		mg/kg	0.001	-	-	-	-	-	-	-	-	-	-	
1,2-dichloroethane		mg/kg	0.001	-	-	-	-	-	-	-	-	-	-	
1,2-dichloroethene		mg/kg	0.001	-	-	-	-	-	-	-	-	-	-	
1,2-dichloroethene		mg/kg	0.001	29	-	-	-	-	-	-	-	-	-	
1,2-dichloroethene		mg/kg	0.001	-	-	-	-	-	-	-	-	-	-	
1,3,5-trimethylbenzene		mg/kg	0.001	-	-	-	-	-	-	-	-	-	-	
1,3-dichloropropane		mg/kg	0.001	-	-	-	-	-	-	-	-	-	-	
2,2-dichloropropane		mg/kg	0.001	-	-	-	-	-	-	-	-	-	-	
2-chlorotoluene		mg/kg	0.001	-	-	-	-	-	-	-	-	-	-	
4-chlorotoluene		mg/kg	0.001	-	-	-	-	-	-	-	-	-	-	
Bromobenzene		mg/kg	0.001	-	-	-	-	-	-	-	-	-	-	
Bromochloromethane		mg/kg	0.001	-	-	-	-	-	-	-	-	-	-	
Bromodichloromethane		mg/kg	0.001	-	-	-	-	-	-	-	-	-	-	
Bromoform		mg/kg	0.001	-	-	-	-	-	-	-	-	-	-	
Bromomethane		mg/kg	0.001	-	-	-	-	-	-	-	-	-	-	
Carbon disulfide		mg/kg	0.007	11000	-	-	-	-	-	-	-	-	-	
Carbon tetrachloride		mg/kg	0.001	890	-	-	-	-	-	-	-	-	-	
Chlorobromomethane		mg/kg	0.001	-	-	-	-	-	-	-	-	-	-	
Chloroethane		mg/kg	0.002	-	-	-	-	-	-	-	-	-	-	
Chloroform		mg/kg	0.001	2500	-	-	-	-	-	-	-	-	-	
Chloromethane		mg/kg	0.003	-	-	-	-	-	-	-	-	-	-	
cis-1,2-dichloroethene		mg/kg	0.005	-	-	-	-	-	-	-	-	-	-	
Dibromomethane		mg/kg	0.001	-	-	-	-	-	-	-	-	-	-	
Dichlorodifluoromethane		mg/kg	0.001	-	-	-	-	-	-	-	-	-	-	
Dichloromethane		mg/kg	0.01	-	-	-	-	-	-	-	-	-	-	
Isopropylbenzene		mg/kg	0.001	-	-	-	-	-	-	-	-	-	-	
m-butylbenzene		mg/kg	0.001	-	-	-	-	-	-	-	-	-	-	
n-propylbenzene		mg/kg	0.001	-	-	-	-	-	-	-	-	-	-	
p-isocrotyltoluene		mg/kg	0.001	-	-	-	-	-	-	-	-	-	-	
sec-butylbenzene		mg/kg	0.001	-	-	-	-	-	-	-	-	-	-	
Trichloroethene		mg/kg	0.001	120	-	-	-	-	-	-	-	-	-	
tert-butylbenzene		mg/kg	0.001	-	-	-	-	-	-	-	-	-	-	
Tetrachloroethene		mg/kg	0.003	1400	-	-	-	-	-	-	-	-	-	
trans-1,2-dichloroethene	mg/kg	0.001	-	-	-	-	-	-	-	-	-	-		
Trichlorofluoromethane	mg/kg	0.001	-	-	-	-	-	-	-	-	-	-		
Vinyl chloride	mg/kg	0.001	3.5	-	-	-	-	-	-	-	-	-		
tert-Amyl methyl ether	mg/kg	0.01	-	-	-	-	-	-	-	-	-	-		
VOC/SVOC	1,2,3-trichlorobenzene	mg/kg	0.001	-	-	-	-	-	-	-	-	-	-	
	1,2,4-trichlorobenzene	mg/kg	0.003	-	-	-	-	-	-	-	-	-	-	
	1,2-dichlorobenzene	mg/kg	0.001	-	-	-	-	-	-	-	-	-	-	
	1,3,5-Trichlorobenzene	mg/kg	0.001	-	-	-	-	-	-	-	-	-	-	
	1,3-dichlorobenzene	mg/kg	0.001	-	-	-	-	-	-	-	-	-	-	
	1,4-dichlorobenzene	mg/kg	0.001	-	-	-	-	-	-	-	-	-	-	
	Chlorobenzene	mg/kg	0.001	11000	-	-	-	-	-	-	-	-	-	
Hexachlorobutadiene	mg/kg	0.002	25	-	-	-	-	-	-	-	-	-		

		Field ID	BH07071-X-7.60-ES-200225	BH07071-X-8.00-ES-200225	BH07073-X-0.10-ES-191217	BH07073-X-0.70-ES-191217	BH07073-X-11.00-ES-200108	BH07073-X-11.00-ES-200108	BH07073-X-21.50-ES-200109	BH07073-X-25.00-ES-200113	BH07073-X-26.60-ES-200116	
		Location Code	BH07071	BH07071	BH07073	BH07073	BH07073	BH07073	BH07073	BH07073	BH07073	
		Sample Depth Range	7.6	8	0.1	0.7	11	11	21.5	25	26.6	
		Sample Date Time	25/02/2020	25/02/2020	17/12/2019	17/12/2019	08/01/2020	08/01/2020	09/01/2020	13/01/2020	16/01/2020	
		Matrix Description	LQM S4UL Public Open Space (POS) Residential - 1% SOM									
		C4SL Public Open Space (POS) Residential										
Chem Group	ChemName	output unit	EQL									
SVOC	Benzyl alcohol	mg/kg	0.5	-	-	-	-	-	-	-	-	
	Diphenyl ether	mg/kg	0.1	-	-	-	-	-	-	-	-	
	4-bromophenyl phenyl ether	mg/kg	0.1	-	-	-	-	-	-	-	-	
	4-nitroaniline	mg/kg	0.1	-	-	-	-	-	-	-	-	
	4-nitrophenol	mg/kg	0.1	-	-	-	-	-	-	-	-	
	1,1-Biohenyl	mg/kg	0.1	-	-	-	-	-	-	-	-	
	1,2,3,4-tetrachlorobenzene	mg/kg	0.001	830	-	-	-	-	-	-	-	
	1-Methylnaphthalene	mg/kg	0.1	-	-	-	-	-	-	-	-	
	2,4,5-trichlorophenol	mg/kg	0.1	-	-	-	-	-	-	-	-	
	2,4,6-trichlorophenol	mg/kg	0.1	-	-	-	-	-	-	-	-	
	2,4-dichlorophenol	mg/kg	0.1	-	-	-	-	-	-	-	-	
	2,4-dimethylphenol	mg/kg	0.1	-	-	-	-	-	-	-	-	
	2,4-dinitrophenol	mg/kg	0.5	-	-	-	-	-	-	-	-	
	2,4-dinitrotoluene	mg/kg	0.1	-	-	-	-	-	-	-	-	
	2,6-dinitrotoluene	mg/kg	0.1	-	-	-	-	-	-	-	-	
	2-chloronaphthalene	mg/kg	0.1	-	-	-	-	-	-	-	-	
	2-chlorophenol	mg/kg	0.1	-	-	-	-	-	-	-	-	
	2-methylnaphthalene	mg/kg	0.1	-	-	-	-	-	-	-	-	
	2-methylphenol	mg/kg	0.1	-	-	-	-	-	-	-	-	
	2-nitroaniline	mg/kg	0.1	-	-	-	-	-	-	-	-	
	2-nitrophenol	mg/kg	0.1	-	-	-	-	-	-	-	-	
	3-nitroaniline	mg/kg	0.1	-	-	-	-	-	-	-	-	
	4,6-Dinitro-2-methylphenol	mg/kg	0.2	-	-	-	-	-	-	-	-	
	4-chloro-3-methylphenol	mg/kg	0.1	-	-	-	-	-	-	-	-	
	4-chloroaniline	mg/kg	0.1	-	-	-	-	-	-	-	-	
	4-chlorophenol	mg/kg	0.5	620	-	-	-	-	-	-	-	
	4-chlorophenyl phenyl ether	mg/kg	0.1	-	-	-	-	-	-	-	-	
	4-methylphenol	mg/kg	0.1	-	-	-	-	-	-	-	-	
	Azobenzene	mg/kg	0.1	-	-	-	-	-	-	-	-	
	Benzoic Acid	mg/kg	0.5	-	-	-	-	-	-	-	-	
	Bis(2-chlorophenyl) methane	mg/kg	0.1	-	-	-	-	-	-	-	-	
	Bis(2-chloroethyl) ether	mg/kg	0.1	-	-	-	-	-	-	-	-	
	Bis(2-chloroisopropyl) ether	mg/kg	0.1	-	-	-	-	-	-	-	-	
	Bis(2-ethylhexyl) phthalate	mg/kg	0.1	-	-	-	-	-	-	-	-	
	Butyl benzyl phthalate	mg/kg	0.1	-	-	-	-	-	-	-	-	
	Catbazole	mg/kg	0.1	-	-	-	-	-	-	-	-	
	Dibenzofuran	mg/kg	0.1	-	-	-	-	-	-	-	-	
	Diethylphthalate	mg/kg	0.1	-	-	-	-	-	-	-	-	
	Dimethyl phthalate	mg/kg	0.1	-	-	-	-	-	-	-	-	
	Di-n-butyl phthalate	mg/kg	0.1	-	-	-	-	-	-	-	-	
	Di-n-octyl phthalate	mg/kg	0.1	-	-	-	-	-	-	-	-	
	Hexachlorobenzene	mg/kg	0.002	16	-	-	-	-	-	-	-	
	Hexachlorocyclopentadiene	mg/kg	0.1	-	-	-	-	-	-	-	-	
	Hexachloroethane	mg/kg	0.1	-	-	-	-	-	-	-	-	
	Isophorone	mg/kg	0.1	-	-	-	-	-	-	-	-	
Nitrobenzene	mg/kg	0.1	-	-	-	-	-	-	-	-		
N-nitrosodi-n-propylamine	mg/kg	0.1	-	-	-	-	-	-	-	-		
n-Nitrosodiphenylamine	mg/kg	0.1	-	-	-	-	-	-	-	-		
Pentachlorobenzene	mg/kg	0.001	100	-	-	-	-	-	-	-		
Pentachloronitrobenzene	mg/kg	0.05	-	-	-	-	-	-	-	-		
Pentachlorophenol	mg/kg	0.1	60	-	-	-	-	-	-	-		
PCB	PCB-110	mg/kg	-	-	-	-	-	-	-	-	-	
	PCB-128	mg/kg	-	-	-	-	-	-	-	-	-	
	PCB-141	mg/kg	-	-	-	-	-	-	-	-	-	
	PCB-149	mg/kg	-	-	-	-	-	-	-	-	-	
	PCB-151	mg/kg	-	-	-	-	-	-	-	-	-	
	PCB-158	mg/kg	-	-	-	-	-	-	-	-	-	
	PCB-170	mg/kg	-	-	-	-	-	-	-	-	-	
	PCB-18	mg/kg	-	-	-	-	-	-	-	-	-	
	PCB-183	mg/kg	-	-	-	-	-	-	-	-	-	
	PCB-187	mg/kg	-	-	-	-	-	-	-	-	-	
	PCB-194	mg/kg	-	-	-	-	-	-	-	-	-	
	PCB-31	mg/kg	-	-	-	-	-	-	-	-	-	
	PCB-44	mg/kg	-	-	-	-	-	-	-	-	-	
	PCB-49	mg/kg	-	-	-	-	-	-	-	-	-	
	2,2,4,4-tetrachloro-1,1-Biphenyl	mg/kg	-	-	-	-	-	-	-	-	-	
	2,3,4,4-tetrachloro-1,1-Biphenyl	mg/kg	-	-	-	-	-	-	-	-	-	
	Heptachlorobiphenyl, 2,3,3,4,4,5,5- (PCB 189)	mg/kg	0.003	-	-	-	-	-	-	-	-	
	Hexachlorobiphenyl, 2,3,3,4,4,5- (PCB 156)	mg/kg	0.003	-	-	-	-	-	-	-	-	
	Hexachlorobiphenyl, 2,3,3,4,4,5- (PCB 157)	mg/kg	0.003	-	-	-	-	-	-	-	-	
	Hexachlorobiphenyl, 2,3,4,4,5,5- (PCB 167)	mg/kg	0.003	-	-	-	-	-	-	-	-	
	Hexachlorobiphenyl, 3,3,4,4,5,5- (PCB 169)	mg/kg	0.003	-	-	-	-	-	-	-	-	
	PCB 101	mg/kg	0.003	-	-	-	-	-	-	-	-	
	PCB 118	mg/kg	0.003	-	-	-	-	-	-	-	-	
	PCB 138	mg/kg	0.003	-	-	-	-	-	-	-	-	
	PCB 153	mg/kg	0.003	-	-	-	-	-	-	-	-	
	PCB 160	mg/kg	0.003	-	-	-	-	-	-	-	-	
	PCB 26	mg/kg	0.003	-	-	-	-	-	-	-	-	
PCB 52	mg/kg	0.003	-	-	-	-	-	-	-	-		
Pentachlorobiphenyl, 2,3,3,4,4- (PCB 105)	mg/kg	0.003	-	-	-	-	-	-	-	-		
Pentachlorobiphenyl, 2,3,3,4,4,5- (PCB 114)	mg/kg	0.003	-	-	-	-	-	-	-	-		
Pentachlorobiphenyl, 2,3,4,4,5- (PCB 123)	mg/kg	0.003	-	-	-	-	-	-	-	-		
Pentachlorobiphenyl, 3,3,4,4,5- (PCB 126)	mg/kg	0.003	-	-	-	-	-	-	-	-		
Tetrachlorobiphenyl, 3,3,4,4- (PCB 77)	mg/kg	0.003	-	-	-	-	-	-	-	-		
Tetrachlorobiphenyl, 3,4,4,5- (PCB 81)	mg/kg	0.003	-	-	-	-	-	-	-	-		
Total PCB 7 congeners	mg/kg	0.021	-	-	-	-	-	-	-	-		
Total PCB WHO 12	mg/kg	0.036	-	-	-	-	-	-	-	-		

		Field ID	BH07071-X-7.60-ES-200225	BH07071-X-8.00-ES-200225	BH07073-X-0.10-ES-191217	BH07073-X-0.70-ES-191217	BH07073-X-11.00-ES-200108	BH07073-X-11.00-ES-200108	BH07073-X-21.50-ES-200109	BH07073-X-25.00-ES-200113	BH07073-X-26.60-ES-200116
		Location Code	BH07071	BH07071	BH07073	BH07073	BH07073	BH07073	BH07073	BH07073	BH07073
		Sample Depth Range	7.6	8	0.1	0.7	11	11	21.5	25	26.6
		Sample Date	25/02/2020	25/02/2020	17/12/2019	17/12/2019	08/01/2020	08/01/2020	09/01/2020	13/01/2020	16/01/2020
		Matrix Description	LQM S4UL Public Open Space (POS) Residential - 1% SOM								
		C4SL Public Open Space (POS) Residential									
Chem Group	ChemName	output unit	EQL								
Phenolics	Xenonols	mg/kg	0.015	-	-	-	-	-	-	-	-
	Phenol Index	mg/kg	0.5	<0.5	<0.5	<0.5	<0.5	<0.5	<0.5	<0.5	<0.5
	3-84-methylphenol	mg/kg	0.1	-	-	-	-	-	-	-	-
	Cresol Total	mg/kg	0.01	-	-	-	-	-	-	-	-
Phenols Monohydric	Phenol	mg/kg	0.01	-	-	-	-	-	-	-	-
	Phenols Monohydric	mg/kg	0.035	-	-	-	-	-	-	-	-
	Dibutyltin	mg/kg	-	-	-	-	-	-	-	-	-
	Monophenyltin	mg/kg	-	-	-	-	-	-	-	-	-
Organotins	Diphenyltin	mg/kg	-	-	-	-	-	-	-	-	-
	Monobutyltin	mg/kg	-	-	-	-	-	-	-	-	-
	Tetrabutyltin	mg/kg	-	-	-	-	-	-	-	-	-
	Tributyltin	mg/kg	0.001	-	-	-	-	-	-	-	-
Pesticides	Triphenyltin	mg/kg	-	-	-	-	-	-	-	-	-
	Ethion	mg/kg	0.002	-	-	-	-	-	-	-	-
	Heptachlor epoxide	mg/kg	0.002	-	-	-	-	-	-	-	-
	Methidathion	mg/kg	0.002	-	-	-	-	-	-	-	-
Pesticides	Propetamphos	mg/kg	0.002	-	-	-	-	-	-	-	-
	Simetryn	mg/kg	0.05	-	-	-	-	-	-	-	-
	Sodium Acifluorfen	mg/kg	-	-	-	-	-	-	-	-	-
	Terbufos	mg/kg	0.003	-	-	-	-	-	-	-	-
Pesticides	2,4,5-TP (Silvex)	mg/kg	-	-	-	-	-	-	-	-	-
	Hedonal	mg/kg	-	-	-	-	-	-	-	-	-
	2,4-DDT	mg/kg	0.003	-	-	-	-	-	-	-	-
	2,4-Dichloroprop	mg/kg	-	-	-	-	-	-	-	-	-
Pesticides	4-(2,4-Dichlorophenoxy)butyric Acid (2,4-DB)	mg/kg	-	-	-	-	-	-	-	-	-
	4,4-DDE	mg/kg	0.005	-	-	-	-	-	-	-	-
	4-Chlorophenoxy acetic acid	mg/kg	-	-	-	-	-	-	-	-	-
	a-BHC	mg/kg	0.002	24	-	-	-	-	-	-	-
Pesticides	Aldrin	mg/kg	0.002	18	-	-	-	-	-	-	-
	Ametryn	mg/kg	0.05	-	-	-	-	-	-	-	-
	Acetyl (hexnill)	mg/kg	-	-	-	-	-	-	-	-	-
	Atrazin	mg/kg	0.05	1200	-	-	-	-	-	-	-
Pesticides	Atrazine	mg/kg	0.05	-	-	-	-	-	-	-	-
	Azinophos methyl	mg/kg	0.005	-	-	-	-	-	-	-	-
	b-BHC	mg/kg	0.002	8.1	-	-	-	-	-	-	-
	Bentazone	mg/kg	0.1	-	-	-	-	-	-	-	-
Pesticides	Bromoxynil	mg/kg	-	-	-	-	-	-	-	-	-
	Carbofenthiol	mg/kg	0.003	-	-	-	-	-	-	-	-
	chloridane	mg/kg	0.002	-	-	-	-	-	-	-	-
	Chlordane (cis)	mg/kg	0.002	-	-	-	-	-	-	-	-
Pesticides	Azinphos Ethyl	mg/kg	0.005	-	-	-	-	-	-	-	-
	Chlordane (trans)	mg/kg	0.05	-	-	-	-	-	-	-	-
	Chlorfenvinphos	mg/kg	0.003	-	-	-	-	-	-	-	-
	Chlorotoluron	mg/kg	-	-	-	-	-	-	-	-	-
Pesticides	Chlorovifos	mg/kg	0.002	-	-	-	-	-	-	-	-
	Chlorpyrifos-methyl	mg/kg	0.002	-	-	-	-	-	-	-	-
	Cyanazine	mg/kg	-	-	-	-	-	-	-	-	-
	d-BHC	mg/kg	0.002	-	-	-	-	-	-	-	-
Pesticides	DDD	mg/kg	0.005	-	-	-	-	-	-	-	-
	DDT	mg/kg	0.005	-	-	-	-	-	-	-	-
	Chlorfalonil	mg/kg	0.002	-	-	-	-	-	-	-	-
	Diazinon	mg/kg	0.001	-	-	-	-	-	-	-	-
Pesticides	Dicamba	mg/kg	-	-	-	-	-	-	-	-	-
	Dichlobenil	mg/kg	0.001	-	-	-	-	-	-	-	-
	cis-Permethrin	mg/kg	0.003	-	-	-	-	-	-	-	-
	Dichlorvos	mg/kg	0.002	16	-	-	-	-	-	-	-
Pesticides	Diclofop	mg/kg	-	-	-	-	-	-	-	-	-
	Dieldrin	mg/kg	0.005	18	-	-	-	-	-	-	-
	Dimethoate	mg/kg	0.003	-	-	-	-	-	-	-	-
	Dinoseb	mg/kg	-	-	-	-	-	-	-	-	-
Pesticides	Diuron	mg/kg	-	-	-	-	-	-	-	-	-
	Endosulfan I	mg/kg	0.001	1200	-	-	-	-	-	-	-
	Endosulfan II	mg/kg	0.01	-	-	-	-	-	-	-	-
	Endosulfan sulphate	mg/kg	0.005	-	-	-	-	-	-	-	-
Pesticides	Endrin	mg/kg	0.003	-	-	-	-	-	-	-	-
	Endrin ketone	mg/kg	0.03	-	-	-	-	-	-	-	-
	Ethion	mg/kg	0.003	-	-	-	-	-	-	-	-
	Fenitrothion	mg/kg	0.005	-	-	-	-	-	-	-	-
Pesticides	Fenitrothion	mg/kg	0.01	-	-	-	-	-	-	-	-
	Fluroxypyr	mg/kg	0.1	-	-	-	-	-	-	-	-

		Field ID	BH07071-X-7.60-ES-200225	BH07071-X-8.00-ES-200225	BH07073-X-0.10-ES-191217	BH07073-X-0.70-ES-191217	BH07073-X-11.00-ES-200108	BH07073-X-11.00-ES-200108	BH07073-X-21.50-ES-200109	BH07073-X-25.00-ES-200113	BH07073-X-26.60-ES-200116	
		Location Code	BH07071	BH07071	BH07073	BH07073	BH07073	BH07073	BH07073	BH07073	BH07073	
		Sample Depth Range	7.6	8	0.1	0.7	11	11	21.5	25	26.6	
		Sample Date	25/02/2020	25/02/2020	17/12/2019	17/12/2019	08/01/2020	08/01/2020	09/01/2020	13/01/2020	16/01/2020	
		Matrix Description	LQM S4UL Public Open Space (POS) Residential - 1% SOM									
		C4SL Public Open Space (POS) Residential										
Chem Group	ChemName	output unit	EQL									
	g-BHC (Lindane)	mg/kg	0.001	-	-	-	-	-	-	-	-	
	Heptachlor	mg/kg	0.003	-	-	-	-	-	-	-	-	
	Isodrin	mg/kg	0.002	-	-	-	-	-	-	-	-	
	Isoproturon	mg/kg	-	-	-	-	-	-	-	-	-	
	Linuron	mg/kg	-	-	-	-	-	-	-	-	-	
	Malathion	mg/kg	0.002	-	-	-	-	-	-	-	-	
	2-Methyl-4-chlorophenoxyacetic acid	mg/kg	-	-	-	-	-	-	-	-	-	
	2-Methyl-4-Chlorophenoxy Butanoic Acid	mg/kg	-	-	-	-	-	-	-	-	-	
	Mecoprop	mg/kg	-	-	-	-	-	-	-	-	-	
	Methoxychlor	mg/kg	0.005	-	-	-	-	-	-	-	-	
	Methyl carathion	mg/kg	0.01	-	-	-	-	-	-	-	-	
	Mevinphos (Phosdrin)	mg/kg	0.002	-	-	-	-	-	-	-	-	
	o,p-DDD	mg/kg	0.005	-	-	-	-	-	-	-	-	
	o,p'-DDE	mg/kg	0.002	-	-	-	-	-	-	-	-	
	o,p'-Methoxychlor	mg/kg	0.05	-	-	-	-	-	-	-	-	
	Parathion	mg/kg	0.005	-	-	-	-	-	-	-	-	
	Pendimethalin	mg/kg	0.01	-	-	-	-	-	-	-	-	
	Permethrin	mg/kg	0.05	-	-	-	-	-	-	-	-	
	Permethrin II	mg/kg	0.003	-	-	-	-	-	-	-	-	
	Phorate	mg/kg	0.01	-	-	-	-	-	-	-	-	
	Priniphos-methyl	mg/kg	0.002	-	-	-	-	-	-	-	-	
	Priniphos-ethyl	mg/kg	0.002	-	-	-	-	-	-	-	-	
	Prometon	mg/kg	0.05	-	-	-	-	-	-	-	-	
	Prometryn	mg/kg	0.05	-	-	-	-	-	-	-	-	
	Pronamide	mg/kg	0.002	-	-	-	-	-	-	-	-	
	Propazine	mg/kg	0.05	-	-	-	-	-	-	-	-	
	Propiconazole	mg/kg	-	-	-	-	-	-	-	-	-	
	Propoxycarbazono-sodium	mg/kg	-	-	-	-	-	-	-	-	-	
	Simazine	mg/kg	0.05	-	-	-	-	-	-	-	-	
	Terbutryn	mg/kg	0.05	-	-	-	-	-	-	-	-	
	Terbutylazine	mg/kg	0.05	-	-	-	-	-	-	-	-	
	Phosalone	mg/kg	0.005	-	-	-	-	-	-	-	-	
	Phosphamidon	mg/kg	0.005	-	-	-	-	-	-	-	-	
	Triadimefon	mg/kg	0.002	-	-	-	-	-	-	-	-	
	Triallate	mg/kg	0.002	-	-	-	-	-	-	-	-	
	Triclopyr	mg/kg	0.1	-	-	-	-	-	-	-	-	
	Triclosan	mg/kg	-	-	-	-	-	-	-	-	-	
	Trifluralin	mg/kg	0.01	-	-	-	-	-	-	-	-	
	Tebuconazole	mg/kg	-	-	-	-	-	-	-	-	-	
	Telodrin	mg/kg	0.05	-	-	-	-	-	-	-	-	
	Triazophos	mg/kg	0.003	-	-	-	-	-	-	-	-	
SVOC TIC	SVOC TICs - Detect	Detect	-	-	-	-	-	-	-	-	-	
	Anthraquinone 9,10-	mg/kg	-	-	-	-	-	-	-	-	-	
	SVOC Tentatively Identified Compounds	mg/kg	0.1	-	-	-	-	-	-	-	-	
	Aniline	mg/kg	0.3	-	-	-	-	-	-	-	-	
VOC TIC	VOC TICs - Detect	Detect	-	-	-	-	-	-	-	-	-	
	VOC Tentatively Identified Compounds	mg/kg	0.05	-	-	-	-	-	-	-	-	
	Freon 113	mg/kg	0.005	-	-	-	-	-	-	-	-	
Other	Temperature	°C	-	-	-	-	-	-	-	-	-	
	Conductivity @ 20°C	µS/cm	14	-	-	-	-	-	-	-	-	
	% Stones <4mm	%	41.4	0	0	0	0	0	37.8	100	0	
	Fraction of non-crushable material	%	0	0	0	0	0	0	0	0	0	
	Moisture Content (dried @35°C)	%	-	-	-	-	-	-	-	-	-	
	Moisture Content 105C	%	0.1	34.2	38.5	11.5	28.8	33.3	32.9	15.5	27.6	
	pH (Lab)	pH Units	1	8.1	8.2	8.1	8.2	8.6	8.4	8.7	8.8	
	Stone Content	%	0.1	0	32.2	0	4.7	0	0	57.9	3	
	Total Organic Carbon	%	0.02	1.35	1.49	0.88	0.77	0.7	0.7	0.11	0.2	

**Env Stds Comments**  
 #1:GAC is only presented as speciated chromium. 7.7mg/kg is used for hexavalent. If hexavalent chromium (CVI) data is available, a value of 1,500mg/kg r  
 #2:C4SL for lead adopted  
 #3:GAC only presented as speciated mercury. 16mg/kg is used for elemental mercury. If the CSM indicates that elemental mercury is not a CoC and mercury  
 #4:Updated S4UL for nickel  
 #5:S4UL exceeds solubility saturation limit  
 #6:Criteria derived for Al<sup>3</sup>-C16-C35 split between Al<sup>3</sup>-C16-21 & Al<sup>3</sup>-C21-35. Requires summation of fractions to use Al<sup>3</sup>-C16-C35 criteria.  
 #7:Criteria presented is for p-xylene. A separate value is presented for o-xylene.  
 #8:S4UL based on a threshold protective of direct skin contact with phenol

**Legend**

38.2	Results exceeds GAC.
<50	Results MDL is greater than GAC.
NAD	No asbestos detected.
-	Determinand has not been tested for.

**Notes**  
 A range is given where a determinand has been analysed for by more than one method.

Chem Group	ChemName	output unit	EQL	Matrix Description	Sampled Date Time																	
					BHQ7073-X-49-80-ES-2001/21		BHQ7091-X-0.05-ES-2019/1107		BHQ7091-X-0.55-ES-2019/1107		BHQ7091-X-2.00-ES-19/11/14		BHQ7091-X-3.00-ES-19/11/14		BHQ7091-X-4.00-ES-19/11/14		BHQ7091-X-5.00-ES-19/11/14		BHQ7091-X-6.00-ES-19/11/14		BHQ7091-X-7.00-ES-19/11/14	
					Sample	Depth	Sample	Depth	Sample	Depth	Sample	Depth	Sample	Depth	Sample	Depth	Sample	Depth	Sample	Depth	Sample	Depth
				C4SL Public Open Space (POS) Residential	21/01/2020	07/11/2019	07/11/2019	14/11/2019	14/11/2019	14/11/2019	14/11/2019	14/11/2019	14/11/2019	14/11/2019	14/11/2019	14/11/2019	14/11/2019	14/11/2019	14/11/2019	14/11/2019		
				LOM S4UL Public Open Space (POS) Residential - 1% SOM																		
Chem Group	ChemName	output unit	EQL	Matrix Description	21/01/2020	07/11/2019	07/11/2019	14/11/2019	14/11/2019	14/11/2019	14/11/2019	14/11/2019	14/11/2019	14/11/2019	14/11/2019	14/11/2019	14/11/2019	14/11/2019	14/11/2019	14/11/2019		
Anthrax	Detection of Anthrax (Bacillus Anthracis)	Not Isolated	-		-	-	-	-	-	-	-	-	-	-	-	-	-	-	-	-		
Metals	Antimony	mg/kg	0.1		-	-	-	-	-	-	-	-	-	-	-	-	-	-	-	-		
	Arsenic	mg/kg	0.3	79	79	0.2	0.2	1.2	1.6	2.4	1.9	24.2	4									
	Boron	mg/kg	0.5	21000	21000	0.8	2.6	9.3	7.4	11	12.5	27.8	14.1									
	Cadmium	mg/kg	0.02	220	120	0.28	0.34	0.36	0.25	0.36	0.39	3.12	0.33									
	Chromium (hexavalent)	mg/kg	0.1	21	7.7	<0.1	<0.1	<0.1	<0.1	<0.1	<0.1	<0.1	<0.1									
	Chromium	mg/kg	0.5	21	27.6	27.9	33.5	23.1	26.7	26.1	52.7	41.2										
	Cobalt	mg/kg	0.1	-	-	-	-	-	-	-	-	-	-									
	Cooper	mg/kg	0.5	12000	30.4	30.4	23.4	29.2	42.4	36.8	456	71.4										
	Lead	mg/kg	0.5	630	13.6	13.9	55.8	85.9	130	133.1	1134	174.4										
	Mercury	mg/kg	0.1	0.1	<0.1	<0.1	<0.1	<0.1	0.23	0.3	5.96	0.47										
	Molybdenum	mg/kg	0.1	-	0.6	0.6	1.2	1.3	1.7	1.5	8.4	1.9										
	Nickel	mg/kg	0.2	2300	3.6	33.3	33.3	44.8	23.8	22.6	26.8	70.6	31.2									
	Selenium	mg/kg	0.5	1100	1.4	1.7	1.7	1.3	0.8	0.7	1.1	1.1	0.8									
	Vanadium	mg/kg	0.2	2000	45.2	42.2	50	34.9	36.9	45.4	55.3	62.8										
	Zinc	mg/kg	1.9	81000	34.3	32.9	99.8	84.5	244.1	145.7	111.5	221.0										
Asbestos	Anthophyllite	Detect	-		-	-	-	-	-	-	-	-	-									
	Asbestos Containing Material	Detect	-		-	-	-	-	-	-	-	-	-									
	Asbestos Analysis Comments	-	-		-	-	-	-	-	-	-	-	-									
	Asbestos FCOM Quantification	%	0.001		-	-	-	-	-	-	-	-	-									
	Asbestos Quantification Total	%	0.001		-	-	-	0.006	0.003	-	-	-	-									
	Asbestos: Actinolite	Detect	-		-	-	-	-	-	-	-	-	-									
	Additional Asbestos Components (Using TM048)	Comment	-		-	-	-	-	-	-	-	-	-									
	Crocidolite Asbestos	Detect	-		-	-	-	-	-	-	-	-	-									
	Asbestos Gravimetric Quantification	%	0.001		-	-	-	-	-	-	-	-	-									
	Asbestos ID (Stage 1)	Detect	-	NAD	NAD	NAD	Detected	Detected	NAD	NAD	NAD	NAD	NAD									
	Chrysotile Asbestos	Detect	-		-	-	-	-	-	-	-	-	-									
	Amosite Asbestos	Detect	-		-	-	-	-	-	-	-	-	-									
	Non-Asbestos Fibre	Detect	-		-	-	-	-	-	-	-	-	-									
	Tremolite	Detect	-		-	-	-	-	-	-	-	-	-									
Inorganics	Ammoniacal Nitrogen as N	mg/kg	12		-	-	-	-	-	-	-	-	-									
	Cyanide (Free)	mg/kg	0.5		<0.5	<0.5	<0.5	<0.5	<0.5	<0.5	<0.5	<0.5	<0.5									
	Cyanide Total	mg/kg	0.5		<0.5	<0.5	<0.5	<0.5	<0.5	<0.5	<0.5	5.4	<0.5									
	Cyanides-complex	mg/kg	1		-	-	-	-	-	-	-	-	-									
	Phosphorus	mg/kg	4		881	-	-	-	-	-	-	-	-									
PAH	Coronene	mg/kg	0.3		-	-	-	-	-	-	<0.3	-	-									
	Naphthalene	mg/kg	0.005	4900	<0.08	<0.08	<0.08	<0.08	0.17	<0.1-0.11	0.19	0.2	<0.08									
	Acenaphthene	mg/kg	0.008	15000	<0.08	<0.08	<0.08	<0.08	0.28	<0.1-0.14	0.28	<0.08	<0.08									
	Acenaphthylene	mg/kg	0.012	15000	<0.08	<0.08	<0.08	<0.08	0.11	<0.1-0.08	0.08	0.1	<0.08									
	Fluoranthene	mg/kg	0.017	3100	<0.08	<0.08	<0.08	0.62	3.87	0.447-2.54	2.89	1.29	0.21									
	Anthracene	mg/kg	0.016	74000	<0.08	<0.08	<0.08	0.1	0.69	<0.1-0.42	0.51	0.23	<0.08									
	Phenanthrene	mg/kg	0.015	3100	<0.08	<0.08	<0.08	0.29	2.47	0.239-1.33	1.63	0.54	0.13									
	Fluorene	mg/kg	0.01	9000	<0.08	<0.08	<0.08	<0.08	0.27	<0.2-0.15	0.24	<0.08	<0.08									
	Chrysene	mg/kg	0.01	57	<0.08	<0.08	<0.08	0.37	1.88	0.244-1.21	1.19	0.64	0.11									
	Pyrene	mg/kg	0.015	7400	<0.08	<0.08	<0.08	0.56	3.33	0.397-2.15	2.3	1.12	0.18									
	Benzo(a)anthracene	mg/kg	0.014	29	<0.08	<0.08	<0.08	0.37	1.93	0.228-1.3	1.23	0.78	0.12									
	Benzo(b)fluoranthene	mg/kg	0.015	7.1	<0.08	<0.08	<0.08	0.48	2.26	0.328-1.43	1.41	1.18	0.16									
	Benzo(k)fluoranthene	mg/kg	0.014	190	<0.08	<0.08	<0.08	0.2	0.8	<0.2-0.52	0.55	<0.08	<0.08									
	Benzo(a)pyrene	mg/kg	0.015	5.7	<0.08	<0.08	<0.08	0.45	2.01	0.245-1.27	1.3	1	0.12									
	Dibenz(a,h)anthracene	mg/kg	0.023	0.57	<0.08	<0.08	<0.08	<0.08	0.27	<0.5-0.17	0.16	0.15	<0.08									
	Benzo(g,h,i)perylene	mg/kg	0.024	640	<0.08	<0.08	<0.08	0.28	1.01	<0.5-0.6	0.66	0.71	0.09									
	Indeno(1,2,3-c,d)lovene	mg/kg	0.018	82	<0.08	<0.08	<0.08	0.33	1.21	<0.5-0.74	0.78	0.76	0.1									
	PAH 16 Total	mg/kg	0.118		<1.28	<1.28	<1.28	<1.45	22.6	14.2	15.2	<9.28	<1.79									
TPH CWG	>C6-Aliphatics	mg/kg	0.01	1500000 <sup>PS</sup>	<0.2	<0.2	<0.2	<0.2	<0.2	<0.2	<0.2	<0.2	<0.2									
	>C6-C7 Aliphatics	mg/kg	0.2	600000	<0.2	<0.2	<0.2	<0.2	<0.2	<0.2	<0.2	<0.2	<0.2									
	>C6-C8 Aliphatics	mg/kg	0.01	600000	<0.2	<0.2	<0.2	<0.2	<0.2	<0.2	<0.2	<0.2	<0.2									
	>C10-C44 Aliphatics	mg/kg	5		-	-	-	-	-	-	-	-	-									
	>C7-C8 Aliphatics	mg/kg	0.2		<0.2	<0.2	<0.2	<0.2	<0.2	<0.2	<0.2	<0.2	<0.2									
	>C10-C44 Aliphatics/Aromatics	mg/kg	10		-	-	-	-	-	-	-	-	-									
	>C8-C10 Aliphatics	mg/kg	0.01	13000	<0.2	<0.2	<0.2	<0.2	<0.2	<0.2	<0.2	<0.2	<0.2									
	>C10-C12 Aliphatics	mg/kg	0.01	13000	<0.2	<0.2	<0.2	<0.2	<0.2	<0.2	<0.2	<0.2	<0.2									
	>C12-C16 Aliphatics	mg/kg	0.1	19000	<4	<4	<4	<4	6.34	<4	<4	<4	<4									
	>C16-C21 Aliphatics	mg/kg	0.1	125000 <sup>PS</sup>	<4	<4	4.66	11.7	7.42	8.57	30.9	5.29										
	>C21-C35 Aliphatics	mg/kg	0.1	125000 <sup>PS</sup>	<8.76	<8.76	16.3	37.1	29	73.9	205	17										
	>C35-C44 Aliphatics	mg/kg	0.1	250000	-	-	-	-	-	-	-	-	-									
	>C5-C10 Aliphatics	mg/kg	0.05		-	-	-	-	-	-	-	-	-									
	>C8-C40 Aliphatics	mg/kg	20		<20	<20	27.1	60.5	42.9	111	250	24.6										





Chem Group	ChemName	output unit	EQL	Field ID	BH07073-X-49.80-ES-200121	BH07091-X-0.05-ES-20191107	BH07091-X-0.55-ES-20191107	BH07091-X-2.00-ES-191114	BH07091-X-3.00-ES-191114	BH07091-X-4.00-ES-191114	BH07091-X-5.00-ES-191114	BH07091-X-6.00-ES-191114	BH07091-X-7.00-ES-191114		
				Location Code	BH07073	BH07091	BH07091	BH07091	BH07091	BH07091	BH07091	BH07091	BH07091	BH07091	BH07091
				Sample Depth Range	49.8	0.05	0.55	2	3	4	5	6	7		
				Sampled Date Time	21/01/2020	07/11/2019	07/11/2019	14/11/2019	14/11/2019	14/11/2019	14/11/2019	14/11/2019			
				Matrix Description	LQM S4UL Public Open Space (POS) Residential - 1% SOM										
				C4SL Public Open Space (POS) Residential											
SVOC	Benzyl alcohol	mg/kg	0.5	-	-	-	-	-	-	-	<0.5	-	-		
	Diphenyl ether	mg/kg	0.1	-	-	-	-	-	-	-	<0.1	-	-		
	4-bromophenyl phenyl ether	mg/kg	0.1	-	-	-	-	-	-	-	<0.1	-	-		
	4-nitroaniline	mg/kg	0.1	-	-	-	-	-	-	-	<0.6	-	-		
	4-nitrophenol	mg/kg	0.1	-	-	-	-	-	-	-	<0.5	-	-		
	1,1-Biohexyl	mg/kg	0.1	-	-	-	-	-	-	-	<0.1	-	-		
	1,2,3,4-tetrachlorobenzene	mg/kg	0.001	830	-	-	-	-	-	-	-	-	-		
	1-Methylnaphthalene	mg/kg	0.1	-	-	-	-	-	-	-	<0.1	-	-		
	2,4,5-trichlorophenol	mg/kg	0.1	-	-	-	-	-	-	-	<0.1	-	-		
	2,4,6-trichlorophenol	mg/kg	0.1	-	-	-	-	-	-	-	<0.1	-	-		
	2,4-dichlorophenol	mg/kg	0.1	-	-	-	-	-	-	-	<0.1	-	-		
	2,4-dimethylphenol	mg/kg	0.1	-	-	-	-	-	-	-	<0.1	-	-		
	2,4-dinitrophenol	mg/kg	0.5	-	-	-	-	-	-	-	<0.5	-	-		
	2,4-dinitrotoluene	mg/kg	0.1	-	-	-	-	-	-	-	<0.2	-	-		
	2,6-dinitrotoluene	mg/kg	0.1	-	-	-	-	-	-	-	<0.5	-	-		
	2-chloronaphthalene	mg/kg	0.1	-	-	-	-	-	-	-	<0.1	-	-		
	2-chlorophenol	mg/kg	0.1	-	-	-	-	-	-	-	<0.1	-	-		
	2-methylnaphthalene	mg/kg	0.1	-	-	-	-	-	-	-	<0.1	-	-		
	2-methylphenol	mg/kg	0.1	-	-	-	-	-	-	-	<0.1	-	-		
	2-nitroaniline	mg/kg	0.1	-	-	-	-	-	-	-	<0.5	-	-		
	2-nitrophenol	mg/kg	0.1	-	-	-	-	-	-	-	<0.1	-	-		
	3-nitroaniline	mg/kg	0.1	-	-	-	-	-	-	-	<14.5	-	-		
	4,6-Dinitro-2-methylphenol	mg/kg	0.2	-	-	-	-	-	-	-	<0.2	-	-		
	4-chloro-3-methylphenol	mg/kg	0.1	-	-	-	-	-	-	-	<0.1	-	-		
	4-chloroaniline	mg/kg	0.1	-	-	-	-	-	-	-	<0.5	-	-		
	4-chlorophenol	mg/kg	0.5	620	-	-	-	-	-	-	<0.5	-	-		
	4-chlorophenyl phenyl ether	mg/kg	0.1	-	-	-	-	-	-	-	<0.1	-	-		
	4-methylphenol	mg/kg	0.1	-	-	-	-	-	-	-	<0.1	-	-		
	Azobenzene	mg/kg	0.1	-	-	-	-	-	-	-	<0.3	-	-		
	Benzoic Acid	mg/kg	0.5	-	-	-	-	-	-	-	<0.5	-	-		
	Bis(2-chlorophenyl) methane	mg/kg	0.1	-	-	-	-	-	-	-	<0.1	-	-		
	Bis(2-chloroethyl) ether	mg/kg	0.1	-	-	-	-	-	-	-	<0.1	-	-		
	Bis(2-chloroisopropyl) ether	mg/kg	0.1	-	-	-	-	-	-	-	<0.5	-	-		
	Bis(2-ethylhexyl) phthalate	mg/kg	0.1	-	-	-	-	-	-	-	<0.2	-	-		
	Butyl benzyl phthalate	mg/kg	0.1	-	-	-	-	-	-	-	<0.2	-	-		
	Carbazole	mg/kg	0.1	-	-	-	-	-	-	-	<0.3	-	-		
	Dibenzofuran	mg/kg	0.1	-	-	-	-	-	-	-	<0.1	-	-		
	Diethylphthalate	mg/kg	0.1	-	-	-	-	-	-	-	<0.1	-	-		
	Dimethyl phthalate	mg/kg	0.1	-	-	-	-	-	-	-	<0.1	-	-		
	Di-n-butyl phthalate	mg/kg	0.1	-	-	-	-	-	-	-	<0.1	-	-		
	Di-n-octyl phthalate	mg/kg	0.1	-	-	-	-	-	-	-	<0.2	-	-		
	Hexachlorobenzene	mg/kg	0.002	16	-	-	-	-	-	-	<0.1	-	-		
	Hexachlorocyclopentadiene	mg/kg	0.1	-	-	-	-	-	-	-	<0.1	-	-		
	Hexachloroethane	mg/kg	0.1	-	-	-	-	-	-	-	<0.1	-	-		
	Isophorone	mg/kg	0.1	-	-	-	-	-	-	-	<0.1	-	-		
Nitrobenzene	mg/kg	0.1	-	-	-	-	-	-	-	<0.5	-	-			
N-nitrosodi-n-propylamine	mg/kg	0.1	-	-	-	-	-	-	-	<0.9	-	-			
n-Nitrosodiphenylamine	mg/kg	0.1	-	-	-	-	-	-	-	<0.1	-	-			
Pentachlorobenzene	mg/kg	0.001	100	-	-	-	-	-	-	-	-	-			
Pentachloronitrobenzene	mg/kg	0.05	-	-	-	-	-	-	-	-	-	-			
Pentachlorophenol	mg/kg	0.1	60	-	-	-	-	-	-	<0.5	-	-			
PCB	PCB-110	mg/kg	-	-	-	-	-	-	-	-	-	-	-		
	PCB-128	mg/kg	-	-	-	-	-	-	-	-	-	-	-		
	PCB-141	mg/kg	-	-	-	-	-	-	-	-	-	-	-		
	PCB-149	mg/kg	-	-	-	-	-	-	-	-	-	-	-		
	PCB-151	mg/kg	-	-	-	-	-	-	-	-	-	-	-		
	PCB-158	mg/kg	-	-	-	-	-	-	-	-	-	-	-		
	PCB-170	mg/kg	-	-	-	-	-	-	-	-	-	-	-		
	PCB-18	mg/kg	-	-	-	-	-	-	-	-	-	-	-		
	PCB-183	mg/kg	-	-	-	-	-	-	-	-	-	-	-		
	PCB-187	mg/kg	-	-	-	-	-	-	-	-	-	-	-		
	PCB-194	mg/kg	-	-	-	-	-	-	-	-	-	-	-		
	PCB-31	mg/kg	-	-	-	-	-	-	-	-	-	-	-		
	PCB-44	mg/kg	-	-	-	-	-	-	-	-	-	-	-		
	PCB-49	mg/kg	-	-	-	-	-	-	-	-	-	-	-		
	2,2,4-tetrachloro-1,1-Biphenyl	mg/kg	-	-	-	-	-	-	-	-	-	-	-		
	2,3,4,4-tetrachloro-1,1-Biphenyl	mg/kg	-	-	-	-	-	-	-	-	-	-	-		
	Heptachlorobiphenyl, 2,3,3,4,4,5,5- (PCB 189)	mg/kg	0.003	-	-	-	-	-	<0.005	-	<0.005	-	-		
	Hexachlorobiphenyl, 2,3,3,4,4,5- (PCB 156)	mg/kg	0.003	-	-	-	-	-	<0.005	-	<0.005	-	-		
	Hexachlorobiphenyl, 2,3,3,4,4,5- (PCB 157)	mg/kg	0.003	-	-	-	-	-	<0.005	-	<0.005	-	-		
	Hexachlorobiphenyl, 2,3,4,4,5,5- (PCB 167)	mg/kg	0.003	-	-	-	-	-	<0.005	-	<0.005	-	-		
	Hexachlorobiphenyl, 3,3,4,4,5,5- (PCB 169)	mg/kg	0.003	-	-	-	-	-	<0.005	-	<0.005	-	-		
	PCB 101	mg/kg	0.003	-	-	-	-	-	<0.005	-	<0.005	-	-		
	PCB 118	mg/kg	0.003	-	-	-	-	-	<0.005	-	<0.005	-	-		
	PCB 138	mg/kg	0.003	-	-	-	-	-	<0.005	-	<0.005	-	-		
	PCB 153	mg/kg	0.003	-	-	-	-	-	<0.005	-	<0.005	-	-		
	PCB 180	mg/kg	0.003	-	-	-	-	-	<0.005	-	<0.005	-	-		
	PCB 26	mg/kg	0.003	-	-	-	-	-	<0.005	-	<0.005	-	-		
	PCB 52	mg/kg	0.003	-	-	-	-	-	<0.005	-	<0.005	-	-		
Pentachlorobiphenyl, 2,3,3,4,4- (PCB 105)	mg/kg	0.003	-	-	-	-	-	<0.005	-	<0.005	-	-			
Pentachlorobiphenyl, 2,3,4,4,5- (PCB 114)	mg/kg	0.003	-	-	-	-	-	<0.005	-	<0.005	-	-			
Pentachlorobiphenyl, 2,3,4,4,5- (PCB 123)	mg/kg	0.003	-	-	-	-	-	<0.005	-	<0.005	-	-			
Pentachlorobiphenyl, 3,3,4,4,5- (PCB 126)	mg/kg	0.003	-	-	-	-	-	<0.005	-	<0.005	-	-			
Tetrachlorobiphenyl, 3,3,4,4- (PCB 77)	mg/kg	0.003	-	-	-	-	-	<0.005	-	<0.005	-	-			
Tetrachlorobiphenyl, 3,4,4,5- (PCB 81)	mg/kg	0.003	-	-	-	-	-	<0.005	-	<0.005	-	-			
Total PCB 7 congeners	mg/kg	0.021	-	-	-	-	-	-	-	-	-	-			
Total PCB WHO 12	mg/kg	0.036	-	-	-	-	-	-	-	-	-	-			

		Field ID	BH07073-X-49.80-ES-200121	BH07091-X-0.05-ES-20191107	BH07091-X-0.55-ES-20191107	BH07091-X-2.00-ES-191114	BH07091-X-3.00-ES-191114	BH07091-X-4.00-ES-191114	BH07091-X-5.00-ES-191114	BH07091-X-6.00-ES-191114	BH07091-X-7.00-ES-191114
		Location Code	BH07073	BH07091	BH07091	BH07091	BH07091	BH07091	BH07091	BH07091	BH07091
		Sample Depth Range	49.8	0.05	0.55	2	3	4	5	6	7
		Sample Date Time	21/01/2020	07/11/2019	07/11/2019	14/11/2019	14/11/2019	14/11/2019	14/11/2019	14/11/2019	14/11/2019
		Matrix Description	LQM S4UL Public Open Space (POS) Residential - 1% SOM								
		C4SL Public Open Space (POS) Residential									
Chem Group	ChemName	output unit	EQL								
Phenolics	Xenonols	mg/kg	0.015	-	-	-	-	-	-	-	-
	Phenol Index	mg/kg	0.5	<0.5	<0.5	<0.5	<0.5	<0.5	<0.5	<0.5	<0.5
	3-84-methylphenol	mg/kg	0.1	-	-	-	-	-	-	-	-
	Cresol Total	mg/kg	0.01	-	-	-	-	-	-	-	-
Phenols Monohydric	Phenol	mg/kg	0.01	-	-	-	-	<0.1	-	-	-
	Phenols Monohydric	mg/kg	0.035	-	-	-	-	-	-	-	-
	Dibutyltin	mg/kg	-	-	-	-	-	-	-	-	-
	Monophenyltin	mg/kg	-	-	-	-	-	-	-	-	-
Organotins	Diphenyltin	mg/kg	-	-	-	-	-	-	-	-	-
	Monobutyltin	mg/kg	-	-	-	-	-	-	-	-	-
	Tetrabutyltin	mg/kg	-	-	-	-	-	-	-	-	-
	Tributyltin	mg/kg	0.001	-	-	-	-	<0.005	-	<0.005	-
	Triphenyltin	mg/kg	-	-	-	-	-	-	-	-	-
	Ethionphos	mg/kg	0.002	-	-	-	-	-	-	-	-
	Hepatachlor epoxide	mg/kg	0.002	-	-	-	-	-	-	-	-
Pesticides	Methachlorphos	mg/kg	0.002	-	-	-	-	-	-	-	-
	Propetamphos	mg/kg	0.002	-	-	-	-	-	-	-	-
	Simetryn	mg/kg	0.05	-	-	-	-	-	-	-	-
	Sodium Acifluorfen	mg/kg	-	-	-	-	-	-	-	-	-
	Testozene	mg/kg	0.003	-	-	-	-	-	-	-	-
	2,4,5-TP (Silvex)	mg/kg	-	-	-	-	-	-	-	-	-
	Hedonal	mg/kg	-	-	-	-	-	-	-	-	-
	2,4-DDT	mg/kg	0.003	-	-	-	-	-	-	-	-
	2,4-Dichloroac	mg/kg	-	-	-	-	-	-	-	-	-
	4-(2,4-Dichlorophenoxy)butyric Acid (2,4-DB)	mg/kg	-	-	-	-	-	-	-	-	-
	4,4-DDE	mg/kg	0.005	-	-	-	-	-	-	-	-
	4-Chlorophenoxy acetic acid	mg/kg	-	-	-	-	-	-	-	-	-
	a-BHC	mg/kg	0.002	24	-	-	-	-	-	-	-
	Aldrin	mg/kg	0.002	18	-	-	-	-	-	-	-
	Ametryn	mg/kg	0.05	-	-	-	-	-	-	-	-
	Acetyl (hexnill)	mg/kg	-	-	-	-	-	-	-	-	-
	Atraton	mg/kg	0.05	-	-	-	-	-	-	-	-
	Atrazine	mg/kg	0.05	1200	-	-	-	-	-	-	-
	Azinophos methyl	mg/kg	0.005	-	-	-	-	-	-	-	-
	b-BHC	mg/kg	0.002	8.1	-	-	-	-	-	-	-
	Bentazone	mg/kg	0.1	-	-	-	-	-	-	-	-
	Bromoxnill	mg/kg	-	-	-	-	-	-	-	-	-
	Carbofenthothion	mg/kg	0.003	-	-	-	-	-	-	-	-
	chlordan	mg/kg	0.002	-	-	-	-	-	-	-	-
	Chlordane (cis)	mg/kg	0.002	-	-	-	-	-	-	-	-
	Azinphos Ethyl	mg/kg	0.005	-	-	-	-	-	-	-	-
	Chlordane (trans)	mg/kg	0.05	-	-	-	-	-	-	-	-
	Chlorfenvinphos	mg/kg	0.003	-	-	-	-	-	-	-	-
	Chlorotoluron	mg/kg	-	-	-	-	-	-	-	-	-
	Chlorovifos	mg/kg	0.002	-	-	-	-	-	-	-	-
	Chlorpyrifos-methyl	mg/kg	0.002	-	-	-	-	-	-	-	-
	Cyanazine	mg/kg	-	-	-	-	-	-	-	-	-
d-BHC	mg/kg	0.002	-	-	-	-	-	-	-	-	
DDD	mg/kg	0.005	-	-	-	-	-	-	-	-	
DDT	mg/kg	0.005	-	-	-	-	-	-	-	-	
Chlorothalonil	mg/kg	0.002	-	-	-	-	-	-	-	-	
Diazinon	mg/kg	0.001	-	-	-	-	-	-	-	-	
Dicamba	mg/kg	-	-	-	-	-	-	-	-	-	
Dichlobenil	mg/kg	0.001	-	-	-	-	-	-	-	-	
cis-Permethrin	mg/kg	0.003	-	-	-	-	-	-	-	-	
Dichlorvos	mg/kg	0.002	16	-	-	-	-	-	-	-	
Diclofop	mg/kg	-	-	-	-	-	-	-	-	-	
Dieldrin	mg/kg	0.005	18	-	-	-	-	-	-	-	
Dimethoate	mg/kg	0.003	-	-	-	-	-	-	-	-	
Dinoseb	mg/kg	-	-	-	-	-	-	-	-	-	
Diuron	mg/kg	-	-	-	-	-	-	-	-	-	
Endosulfan I	mg/kg	0.001	1200	-	-	-	-	-	-	-	
Endosulfan II	mg/kg	0.01	-	-	-	-	-	-	-	-	
Endosulfan sulphate	mg/kg	0.005	-	-	-	-	-	-	-	-	
Endrin	mg/kg	0.003	-	-	-	-	-	-	-	-	
Endrin ketone	mg/kg	0.03	-	-	-	-	-	-	-	-	
Ethion	mg/kg	0.003	-	-	-	-	-	-	-	-	
Fenitrothion	mg/kg	0.005	-	-	-	-	-	-	-	-	
Fenitrothion	mg/kg	0.01	-	-	-	-	-	-	-	-	
Fluroxypyr	mg/kg	0.1	-	-	-	-	-	-	-	-	

		Field ID	BH07073-X-49-80-ES-200121	BH07091-X-0-05-ES-20191107	BH07091-X-0-05-ES-20191107	BH07091-X-2-00-ES-191114	BH07091-X-3-00-ES-191114	BH07091-X-4-00-ES-191114	BH07091-X-5-00-ES-191114	BH07091-X-6-00-ES-191114	BH07091-X-7-00-ES-191114	
		Location Code	BH07073	BH07091	BH07091	BH07091	BH07091	BH07091	BH07091	BH07091	BH07091	
		Sample Depth Range	49.8	0.05	0.55	2	3	4	5	6	7	
		Sampled Date Time	21/01/2020	07/11/2019	07/11/2019	14/11/2019	14/11/2019	14/11/2019	14/11/2019	14/11/2019	14/11/2019	
		Matrix Description	LQM S4UL Public Open Space (POS) Residential - 1% SOM									
		C4SL Public Open Space (POS) Residential	LQM S4UL Public Open Space (POS) Residential - 1% SOM									
Chem Group	ChemName	output unit	EQL									
	o-BHC (Lindane)	mg/kg	0.001	-	-	-	-	-	-	-	-	
	Heptachlor	mg/kg	0.003	-	-	-	-	-	-	-	-	
	Isodrin	mg/kg	0.002	-	-	-	-	-	-	-	-	
	Isoproturon	mg/kg	-	-	-	-	-	-	-	-	-	
	Linuron	mg/kg	-	-	-	-	-	-	-	-	-	
	Malathion	mg/kg	0.002	-	-	-	-	-	-	-	-	
	2-Methyl-4-chlorophenoxyacetic acid	mg/kg	-	-	-	-	-	-	-	-	-	
	2-Methyl-4-Chlorophenoxy Butanoic Acid	mg/kg	-	-	-	-	-	-	-	-	-	
	Mecoprop	mg/kg	-	-	-	-	-	-	-	-	-	
	Methoxychlor	mg/kg	0.005	-	-	-	-	-	-	-	-	
	Methyl parathion	mg/kg	0.01	-	-	-	-	-	-	-	-	
	Mevinphos (Phosdrin)	mg/kg	0.002	-	-	-	-	-	-	-	-	
	o,p-DDD	mg/kg	0.005	-	-	-	-	-	-	-	-	
	o,p'-DDE	mg/kg	0.002	-	-	-	-	-	-	-	-	
	o,p'-Methoxychlor	mg/kg	0.05	-	-	-	-	-	-	-	-	
	Parathion	mg/kg	0.005	-	-	-	-	-	-	-	-	
	Pendimethalin	mg/kg	0.01	-	-	-	-	-	-	-	-	
	Permethrin	mg/kg	0.05	-	-	-	-	-	-	-	-	
	Permethrin II	mg/kg	0.003	-	-	-	-	-	-	-	-	
	Phorate	mg/kg	0.01	-	-	-	-	-	-	-	-	
	Priniphos-methyl	mg/kg	0.002	-	-	-	-	-	-	-	-	
	Priniphos-ethyl	mg/kg	0.002	-	-	-	-	-	-	-	-	
	Prometon	mg/kg	0.05	-	-	-	-	-	-	-	-	
	Prometryn	mg/kg	0.05	-	-	-	-	-	-	-	-	
	Pronamide	mg/kg	0.002	-	-	-	-	-	-	-	-	
	Propazine	mg/kg	0.05	-	-	-	-	-	-	-	-	
	Propiconazole	mg/kg	-	-	-	-	-	-	-	-	-	
	Propoxycarbazono-sodium	mg/kg	-	-	-	-	-	-	-	-	-	
	Simazine	mg/kg	0.05	-	-	-	-	-	-	-	-	
	Terbutryn	mg/kg	0.05	-	-	-	-	-	-	-	-	
	Terbutylazine	mg/kg	0.05	-	-	-	-	-	-	-	-	
	Phosalone	mg/kg	0.005	-	-	-	-	-	-	-	-	
	Phosphamidon	mg/kg	0.005	-	-	-	-	-	-	-	-	
	Triadimefon	mg/kg	0.002	-	-	-	-	-	-	-	-	
	Triallate	mg/kg	0.002	-	-	-	-	-	-	-	-	
	Triclopyr	mg/kg	0.1	-	-	-	-	-	-	-	-	
	Triclosan	mg/kg	-	-	-	-	-	-	-	-	-	
	Trifluralin	mg/kg	0.01	-	-	-	-	-	-	-	-	
	Tebuconazole	mg/kg	-	-	-	-	-	-	-	-	-	
	Telodrin	mg/kg	0.05	-	-	-	-	-	-	-	-	
Triazophos	mg/kg	0.003	-	-	-	-	-	-	-	-		
SVOC TIC	SVOC TICs - Detect	Detect	-	-	-	-	-	-	-	-	-	
	Anthraquinone 9,10-	mg/kg	-	-	-	-	-	-	-	-	-	
	SVOC Tentatively Identified Compounds	mg/kg	0.1	-	-	-	-	-	-	-	-	
VOC TIC	Aniline	mg/kg	0.3	-	-	-	-	-	-	-	-	
	VOC TICs - Detect	Detect	-	-	-	-	-	-	-	-	-	
	VOC Tentatively Identified Compounds	mg/kg	0.05	-	-	-	-	-	-	-	-	
Other	Freon 113	mg/kg	0.005	-	-	-	-	-	-	-	-	
	Temperature	°C	-	-	-	-	-	-	-	-	-	
	Conductivity @ 20°C	µS/cm	14	-	-	-	-	-	-	-	-	
	% Stones >4mm	%	-	-	-	-	-	-	-	-	-	
	Fraction of non-crushable material	%	100	0	0	0	31	30.9	44.9	55.1	0	
	Moisture Content (dried @35°C)	%	0	0	0	0	0	0	0	0	0	
	Moisture Content 105°C	%	0.1	19.5	24.3	25.5	22.3	25.9	29.8	23.9	41.9	34.4
	pH (Lab)	pH Units	1	9.1	9.2	8.9	8.4	10.7	9.9	10.7	7.7	8.5
	Stone Content	%	0.1	0	-	9.9	9.2	7.5	8.2	4	6.1	6.1
	Total Organic Carbon	%	0.02	0.2	0.54	0.6	0.74	1.44	1.9	1.43	13.1	2.12

**Env Stds Comments**  
 #1:GAC is only presented as speciated chromium. 7.7mg/kg is used for hexavalent. If hexavalent chromium (CVI) data is available, a value of 1,500mg/kg r  
 #2:C4SL for lead adopted  
 #3:GAC only presented as speciated mercury. 16mg/kg is used for elemental mercury. If the CSM indicates that elemental mercury is not a CoC and mercury  
 #4:Updated S4UL for nickel  
 #5:S4UL exceeds solubility saturation limit  
 #6:Criteria derived for Al<sup>3</sup>-C16-C35 split between Al<sup>3</sup>-C16-21 & Al<sup>3</sup>-C21-35. Requires summation of fractions to use Al<sup>3</sup>-C16-C35 criteria.  
 #7:Criteria presented is for p-xylene. A separate value is presented for o-xylene.  
 #8:S4UL based on a threshold protective of direct skin contact with phenol

Legend	Results exceeds GAC.
>50	Results MDL is greater than GAC.
NAD	No asbestos detected.
-	Determinand has not been tested for.

**Notes**  
 A range is given where a determinand has been analysed for by more than one method.

		Field ID	BH07091-X-8.00-ES-191115	BH07091-X-9.00-ES-191115	BH07092-X-0.05-ES-20191108	BH07092-X-0.90-ES-20191108	BH07092-X-2.00-ES-191118	BH07092-X-3.00-ES-191118	BH07092-X-4.00-ES-191118	BH07092-X-5.00-ES-191118	BH07093-X-0.05-ES-20191108	
		Location Code	BH07091	BH07091	BH07092	BH07092	BH07092	BH07092	BH07092	BH07092	BH07093	
		Sample Depth Range	8	9	0.05	0.9	2	3	4	5	0.05	
		Matrix Description	15/11/2019	15/11/2019	08/11/2019	08/11/2019	15/11/2019	18/11/2019	18/11/2019	18/11/2019	08/11/2019	
		Matrix Description	LQM S4UL Public Open Space (POS) Residential - 1% SOM									
		C4SL Public Open Space (POS) Residential										
Chem Group	ChemName	output unit	EQ1									
Anthrax	Detection of Anthrax (Bacillus Anthracis)	Not Isolated	-	-	-	-	-	-	-	-	-	
Metals	Antimony	mg/kg	0.1	3.8	5	0.4	0.4	2	2.2	1.8	44.6	
	Arsenic	mg/kg	0.3	21	16.6	8.5	7.8	10	10	12.8	22.8	
	Boron	mg/kg	0.5	21000	21.2	5.5	2.4	2.8	1.8	1.7	1.5	
	Cadmium	mg/kg	0.02	220	0.25	0.14	0.32	0.3	0.26	0.3	0.84	
	Chromium (hexavalent)	mg/kg	0.1	21	7.7	<0.1	<0.1	<0.1	<0.1	<0.1	<0.1	
	Chromium	mg/kg	0.5	21	32.5	35	32.1	35.7	21.1	17.9	16.2	
	Cobalt	mg/kg	0.1	-	-	-	-	-	-	-	-	
	Copper	mg/kg	0.5	12000	50.2	13.7	32.1	30.4	34.6	33.5	44.5	
	Lead	mg/kg	0.5	630	72.4	13.8	13.8	12.3	86.9	139.7	156.4	
	Mercury	mg/kg	0.1	-	<0.1	<0.1	<0.1	0.19	0.36	0.59	1.02	
	Molybdenum	mg/kg	0.1	-	0.8	0.6	0.6	1.1	0.7	1.1	2.5	
	Nickel	mg/kg	0.2	-	26.6	25.7	38.2	36.6	16.4	16.1	22.9	
	Selenium	mg/kg	0.5	1100	<0.5	0.8	1.2	1.8	0.6	0.7	0.6	
	Vanadium	mg/kg	0.2	2000	51.5	61.8	52.6	45.1	32	32.7	31.7	
	Zinc	mg/kg	1.9	81000	102.2	73.2	83.4	88.4	90.2	104.6	102.4	
Asbestos	Anthophyllite	Detect	-	-	-	-	-	-	-	-	-	
	Asbestos Containing Material	Detect	-	-	-	-	-	-	-	-	-	
	Asbestos Analysis Comments	-	-	-	-	-	-	-	-	-	-	
	Asbestos PCOM Quantification	%	0.001	-	-	-	-	-	-	-	-	
	Asbestos Quantification Total	%	0.001	-	-	-	-	-	-	-	0.002	
	Asbestos: Actinolite	Detect	-	-	-	-	-	-	-	-	-	
	Additional Asbestos Components (Using TMO48)	Comment	-	-	-	-	-	-	-	-	-	
	Crocidolite Asbestos	Detect	-	-	-	-	-	-	-	-	-	
	Asbestos Gravimetric Quantification	%	0.001	-	-	-	-	-	-	-	-	
	Asbestos ID (Stage 1)	Detect	-	NAD	NAD	NAD	NAD	NAD	NAD	NAD	Detected	
	Chrysotile Asbestos	Detect	-	-	-	-	-	-	-	-	-	
	Amosite Asbestos	Detect	-	-	-	-	-	-	-	-	-	
	Non-Asbestos Fibre	Detect	-	-	-	-	-	-	-	-	-	
	Tremolite	Detect	-	-	-	-	-	-	-	-	-	
Inorganics	Ammoniacal Nitrogen as N	mg/kg	12	-	-	-	-	-	-	-	-	
	Cyanide (Free)	mg/kg	0.5	<0.5	<0.5	<0.5	<0.5	<0.5	<0.5	<0.5	<0.5	
	Cyanide Total	mg/kg	0.5	<0.5	<0.5	<0.5	<0.5	<0.5	<0.5	<0.5	<0.5	
	Cyanides-complex	mg/kg	1	-	-	-	-	-	-	-	-	
	Phosphates	mg/kg	4	-	-	-	-	-	-	-	-	
PAH	Coronene	mg/kg	0.3	<0.3	<0.3	-	<0.3	-	-	-	-	
	Naphthalene	mg/kg	0.005	4900	<0.08	<0.08	<0.08	0.18	0.19	<0.1-0.23	<0.08	
	Acenaphthene	mg/kg	0.008	15000	<0.08	<0.08	<0.08	0.17	0.33	0.152-0.18	<0.08	
	Acenaphthylene	mg/kg	0.012	15000	<0.08	<0.08	<0.08	0.09	0.1	<0.1-0.16	0.14	
	Fluoranthene	mg/kg	0.017	3100	<0.2-0.16	<0.08	<0.08	<0.08	2.6	1.22-3.68	4.68	
	Anthracene	mg/kg	0.016	74000	<0.08	<0.08	<0.08	0.49	0.9	0.338-0.57	0.82	
	Phenanthrene	mg/kg	0.015	3100	<0.08	<0.08	<0.08	1.68	2.66	0.983-1.65	2.47	
	Fluorene	mg/kg	0.01	9900	<0.08	<0.08	<0.08	0.15	0.41	<0.2-0.16	0.32	
	Chrysene	mg/kg	0.01	57	<0.1-0.1	<0.08	<0.08	1.29	1.31	0.501-1.62	1.97	
	Pyrene	mg/kg	0.015	7400	<0.2-0.14	<0.08	<0.08	2.42	3.54	1.12-3.22	3.97	
	Benzo(a)anthracene	mg/kg	0.014	29	<0.08	<0.08	<0.08	1.25	1.64	0.528-1.72	2.18	
	Benzo(b)fluoranthene	mg/kg	0.015	7.1	<0.2-0.09	<0.08	<0.08	1.46	1.74	0.538-1.95	2.46	
	Benzo(k)fluoranthene	mg/kg	0.014	190	<0.08	<0.08	<0.08	0.6	0.67	0.227-0.73	0.9	
	Benzo(a)pyrene	mg/kg	0.015	5.7	<0.08	<0.08	<0.08	1.17	1.45	0.39-1.66	2.09	
	Dibenz(a,h)anthracene	mg/kg	0.023	0.57	<0.08	<0.08	<0.08	0.17	0.22	<0.5-0.26	0.32	
	Benzo(g,h,i)perylene	mg/kg	0.024	640	<0.08	<0.08	<0.08	0.66	0.87	<0.5-0.98	1.24	
	Indeno(1,2,3-c,d)pyrene	mg/kg	0.018	82	<0.08	<0.08	<0.08	0.75	0.98	<0.5-1.3	1.5	
	PAH 16 Total	mg/kg	0.118	-	<1.45	<1.28	<1.28	15.1	21.1	20.1	25.5	
TPH CWG	>C6-C8 Aliphatics	mg/kg	0.01	(see 157000) <sup>PS</sup>	<0.2	<0.2	<0.2	<0.2	<0.2	<0.2	<0.2	
	>C6-C7 Aliphatics	mg/kg	0.2	600000	<0.2	<0.2	<0.2	<0.2	<0.2	<0.2	<0.2	
	>C6-C8 Aliphatics	mg/kg	0.01	600000	<0.2	<0.2	<0.2	<0.2	<0.2	<0.2	<0.2	
	>C10-C44 Aliphatics	mg/kg	5	-	-	-	-	-	-	-	-	
	>C7-C8 Aliphatics	mg/kg	0.2	-	<0.2	<0.2	<0.2	<0.2	<0.2	<0.2	<0.2	
	>C10-C44 Aliphatics/Aromatics	mg/kg	10	-	-	-	-	-	-	-	-	
	>C8-C10 Aliphatics	mg/kg	0.01	13000	<0.2	<0.2	<0.2-18.7	<0.2-17.4	<0.2	<0.2	<0.2	
	>C10-C12 Aliphatics	mg/kg	0.01	13000	<4	<4	13.4	12.1	<4	<4	<4	
	>C12-C16 Aliphatics	mg/kg	0.1	19000	<4	<4	8.07	5.74	<4	<4	<4	
	>C16-C21 Aliphatics	mg/kg	0.1	125000 <sup>PS</sup>	4.31	4.4	<4	16.8	20.6	6.67	6.86	
	>C21-C35 Aliphatics	mg/kg	0.1	125000 <sup>PS</sup>	33.5	24.2	23.6	26.1	38.8	253	63.9	
	>C35-C44 Aliphatics	mg/kg	0.1	250000	-	-	-	-	-	-	-	
	>C5-C10 Aliphatics	mg/kg	0.05	-	-	-	-	-	-	-	-	
	>C8-C40 Aliphatics	mg/kg	20	43.7	31.3	66	63.1	77.2	398	104	77.5	
	Total Aliphatics >C12-C44	mg/kg	0.1	-	-	-	-	-	-	-	28.6	
	>E5-EC10 Aromatics	mg/kg	0.05	-	-	-	-	-	-	-	-	
	>E5-EC7 Aromatics	mg/kg	0.01	56000	<0.01	<0.01	<0.01	<0.01	<0.01	<0.01	<0.01	
	>EC6-EC7 Aromatics	mg/kg	0.01	-	-	-	-	-	-	-	-	
	>E7-EC8 Aromatics	mg/kg	0.01	56000	<0.01	<0.01	<0.01	<0.01	<0.01	<0.01	<0.01	
	>EC9-EC10 Aromatics	mg/kg	0.01	5000	<4	<4	9.26	8.82	<4	<4	12	
	>EC10-EC12 Aromatics	mg/kg	0.01	5000	<4	<4	12.7	11.9	<4	<4	15.3	
	>EC8-EC40 Aromatics	mg/kg	20	64.6	21.6	156	143	116	460	195	156	
	>EC10-EC44 Aromatics	mg/kg	5	-	-	-	-	-	-	-	-	
	>EC12-EC16 Aromatics	mg/kg	0.1	5100	7.05	<4	13.3	13.1	9.95	5.35	4.78	
	>EC16-EC21 Aromatics	mg/kg	0.1	3800	6.21	<4	47.3	41.4	43.8	22.4	22.2	
	>EC21-EC35 Aromatics	mg/kg	0.1	3800	41.2	15.5	69.9	64.7	72.2	126	106	
	>EC35-EC44 Aromatics	mg/kg	0.1	3800	-	-	-	-	-	-	-	
	>EC40-EC44 Aromatics	mg/kg	0.1	-	-	-	-	-	-	-	-	
	>EC12-EC44 Aromatics	mg/kg	0.1	-	-	-	-	-	-	-	-	
	TPH Aliphatics & Aromatics >C5-44	mg/kg	0.1	-	-	-	-	-	-	-	-	

		Field ID	BH07091-X-8.00-ES-191115	BH07091-X-9.00-ES-191115	BH07092-X-0.05-ES-20191108	BH07092-X-0.90-ES-20191108	BH07092-X-2.00-ES-191118	BH07092-X-3.00-ES-191118	BH07092-X-4.00-ES-191118	BH07092-X-5.00-ES-191118	BH07093-X-0.05-ES-20191108	
		Location Code	BH07091	BH07091	BH07092	BH07092	BH07092	BH07092	BH07092	BH07092	BH07093	
		Sample Depth Range	8	9	0.05	0.9	2	3	4	5	0.05	
		Sample Date Time	15/11/2019	15/11/2019	08/11/2019	08/11/2019	18/11/2019	18/11/2019	18/11/2019	18/11/2019	08/11/2019	
		Matrix Description	LQM S4UL Public Open Space (POS) Residential - 1% SOM									
		C4SL Public Open Space (POS) Residential										
Chem Group	ChemName	output unit	EQI									
TPH	>C6-C8	mg/kg	0.02	<0.2	<0.2	<0.2	<0.2	<0.2	<0.2	<0.2	<0.2	
	>C6-C7	mg/kg	0.02	<0.2	<0.2	<0.2	<0.2	<0.2	<0.2	<0.2	<0.2	
	>C7-C8	mg/kg	0.02	<0.2	<0.2	<0.2	<0.2	<0.2	<0.2	<0.2	<0.2	
	>C6-C9	mg/kg	0.2	-	-	-	-	-	-	-	-	
	>C8-C10	mg/kg	0.02	<0.2	<0.2	<0.2	<0.2	<0.2	<0.2	<0.2	<0.2	
	>C10-C12	mg/kg	0.02	-	-	-	-	-	-	-	-	
	>C12-C16	mg/kg	2	-	-	-	-	-	-	-	-	
	>C16-C21	mg/kg	2	-	-	-	-	-	-	-	-	
	>C21-C28	mg/kg	35	-	-	-	-	-	-	-	-	
	>C21-C35	mg/kg	4.38	-	-	-	-	-	-	-	-	
	>C28-C35	mg/kg	35	-	-	-	-	-	-	-	-	
	>C31-C40	mg/kg	10	-	-	-	-	-	-	-	-	
	>C35-C40	mg/kg	35	-	-	-	-	-	-	-	-	
	GRO >C5-10	mg/kg	0.02	-	-	-	-	-	-	-	-	
	TPH >C8-C40	mg/kg	10	-	-	-	-	-	-	-	-	
	EPH >C5-40	mg/kg	35	-	-	-	-	-	-	-	-	
	EPH >C10-40	mg/kg	35	-	-	-	-	-	-	-	-	
	GRO	mg/kg	0.2	<0.2	<0.2	<0.2	<0.2	<0.2	<0.2	<0.2	<0.2	
	TPH by GC/ED (AR)	mg/kg	10	-	-	-	-	-	-	-	-	
BTEX and MTBE	Benzene	mg/kg	0.001	140	72	<0.001	<0.001	<0.001	<0.001	0.002	<0.001	
	Toluene	mg/kg	0.005		56000	<0.005	<0.005	<0.005	<0.005	<0.005	<0.005	
	Ethylbenzene	mg/kg	0.002		24000	<0.002	<0.002	<0.002	<0.002	<0.002	<0.002	
	Xylene (m & o)	mg/kg	0.004		41000	<0.004	<0.004	<0.004	<0.004	<0.004	<0.004	
	Xylene (p)	mg/kg	0.002			<0.002	<0.002	<0.002	<0.002	<0.002	<0.002	
	Xylene Total	mg/kg	0.02			<0.02	<0.02	<0.02	<0.02	<0.02	<0.02	
	MTBE	mg/kg	0.001			<0.001	<0.001	<0.001	<0.001	<0.001	<0.001	
	Total BTEX	mg/kg	0.04			<0.04	<0.04	<0.04	<0.04	<0.04	<0.04	
VOC	Styrene	mg/kg	0.001			<0.001	<0.001	<0.001	<0.001	<0.001	<0.001	
	cis-1,3-dichlorocyclohexane	mg/kg	0.001			<0.001	<0.001	<0.001	<0.001	<0.001	<0.001	
	trans-1,3-dichlorocyclohexane	mg/kg	0.001			<0.001	<0.001	<0.001	<0.001	<0.001	<0.001	
	1,1,1,2-tetrachloroethane	mg/kg	0.001	1400		<0.001	<0.001	<0.001	<0.001	<0.001	<0.001	
	1,1,1-trichloroethane	mg/kg	0.001	140000		<0.001	<0.001	<0.001	<0.001	<0.001	<0.001	
	1,1,2,2-tetrachloroethane	mg/kg	0.001	1400		<0.001	<0.001	<0.001	<0.001	<0.001	<0.001	
	1,1,2-trichloroethane	mg/kg	0.001			<0.001	<0.001	<0.001	<0.001	<0.001	<0.001	
	1,1-dichloroethane	mg/kg	0.001			<0.001	<0.001	<0.001	<0.001	<0.001	<0.001	
	1,1-dichloroethene	mg/kg	0.001			<0.001	<0.001	<0.001	<0.001	<0.001	<0.001	
	1,1-dichlorocyclohexane	mg/kg	0.001			<0.001	<0.001	<0.001	<0.001	<0.001	<0.001	
	1,2,3-trichlorocyclohexane	mg/kg	0.001			<0.001	<0.001	<0.001	<0.001	<0.001	<0.001	
	1,2,4-trimethylbenzene	mg/kg	0.001			<0.001	<0.001	<0.001	<0.001	0.002	<0.001	
	1,2-dibromo-3-chloropropane	mg/kg	0.001			<0.001	<0.001	<0.001	<0.001	<0.001	<0.001	
	1,2-dibromoethane	mg/kg	0.001			<0.001	<0.001	<0.001	<0.001	<0.001	<0.001	
	1,2-dichloroethane	mg/kg	0.001	29		<0.001	<0.001	<0.001	<0.001	<0.001	<0.001	
	1,2-dichlorocyclohexane	mg/kg	0.001			<0.001	<0.001	<0.001	<0.001	<0.001	<0.001	
	1,3,5-trimethylbenzene	mg/kg	0.001			<0.001	<0.001	<0.001	<0.001	<0.001	<0.001	
	1,3-dichloropropane	mg/kg	0.001			<0.001	<0.001	<0.001	<0.001	<0.001	<0.001	
	2,2-dichloropropane	mg/kg	0.001			<0.001	<0.001	<0.001	<0.001	<0.001	<0.001	
	2-chlorotoluene	mg/kg	0.001			<0.001	<0.001	<0.001	<0.001	<0.001	<0.001	
	4-chlorotoluene	mg/kg	0.001			<0.001	<0.001	<0.001	<0.001	<0.001	<0.001	
	Bromobenzene	mg/kg	0.001			<0.001	<0.001	<0.001	<0.001	<0.001	<0.001	
	Bromochloromethane	mg/kg	0.001			<0.001	<0.001	<0.001	<0.001	<0.001	<0.001	
	Bromodichloromethane	mg/kg	0.001			<0.001	<0.001	<0.001	<0.001	<0.001	<0.001	
	Bromoform	mg/kg	0.001			<0.001	<0.001	<0.001	<0.001	<0.001	<0.001	
	Bromomethane	mg/kg	0.001			<0.001	<0.001	<0.001	<0.001	<0.001	<0.001	
	Carbon disulfide	mg/kg	0.007	11000		<0.007	<0.007	<0.007	<0.007	<0.007	<0.007	
	Carbon tetrachloride	mg/kg	0.001	890		<0.001	<0.001	<0.001	<0.001	<0.001	<0.001	
	Chlorobromomethane	mg/kg	0.001			<0.001	<0.001	<0.001	<0.001	<0.001	<0.001	
	Chloroethane	mg/kg	0.002			<0.002	<0.002	<0.002	<0.002	<0.002	<0.002	
	Chloroform	mg/kg	0.001	2500		<0.001	<0.001	<0.001	<0.001	<0.001	<0.001	
	Chloromethane	mg/kg	0.003			<0.003	<0.003	<0.003	<0.003	<0.003	<0.003	
	cis-1,2-dichloroethane	mg/kg	0.005			<0.005	<0.005	<0.005	<0.005	<0.005	<0.005	
	Dibromomethane	mg/kg	0.001			<0.001	<0.001	<0.001	<0.001	<0.001	<0.001	
	Dichlorodifluoromethane	mg/kg	0.001			<0.001	<0.001	<0.001	<0.001	<0.001	<0.001	
	Dichloromethane	mg/kg	0.01			<0.01	<0.01	<0.01	<0.01	<0.01	<0.01	
	Isopropylbenzene	mg/kg	0.001			<0.001	<0.001	<0.001	<0.001	<0.001	<0.001	
	n-butylbenzene	mg/kg	0.001			<0.001	<0.001	<0.001	<0.001	<0.001	<0.001	
	n-propylbenzene	mg/kg	0.001			<0.001	<0.001	<0.001	<0.001	<0.001	<0.001	
	p-isocrotyltoluene	mg/kg	0.001			<0.001	<0.001	<0.001	<0.001	<0.001	<0.001	
sec-butylbenzene	mg/kg	0.001			<0.001	<0.001	<0.001	<0.001	<0.001	<0.001		
Trichloroethene	mg/kg	0.001	120		<0.001	<0.001	<0.001	<0.001	<0.001	<0.001		
tert-butylbenzene	mg/kg	0.001			<0.001	<0.001	<0.001	<0.001	<0.001	<0.001		
Tetrachloroethene	mg/kg	0.003	1400		<0.003	<0.003	<0.003	<0.003	<0.003	<0.003		
trans-1,2-dichloroethane	mg/kg	0.001			<0.001	<0.001	<0.001	<0.001	<0.001	<0.001		
Trichlorofluoromethane	mg/kg	0.001			<0.001	<0.001	<0.001	<0.001	<0.001	<0.001		
Vinyl chloride	mg/kg	0.001	3.5		<0.001	<0.001	<0.001	<0.001	<0.001	<0.001		
tert-Amyl methyl ether	mg/kg	0.01			<0.01	<0.01	<0.01	<0.01	<0.01	<0.01		
1,2,3-trichlorobenzene	mg/kg	0.001	1800		<0.001	<0.001	<0.001	<0.001	<0.001	<0.001		
1,2,4-trichlorobenzene	mg/kg	0.003	15000	<0.1	<0.1	<0.003	<0.003	<0.003	<0.003	<0.003		
1,2-dichlorobenzene	mg/kg	0.001	90000	<0.1	<0.1	<0.001	<0.001	<0.001	<0.001	<0.001		
1,3,5-Trichlorobenzene	mg/kg	0.001	1700		<0.001	<0.001	<0.001	<0.001	<0.001	<0.001		
1,3-dichlorobenzene	mg/kg	0.001	300	<0.1	<0.1	<0.001	<0.001	<0.001	<0.001	<0.001		
1,4-dichlorobenzene	mg/kg	0.001	17000	<0.1	<0.1	<0.001	<0.001	<0.001	<0.001	<0.001		
Chlorobenzene	mg/kg	0.001	11000		<0.001	<0.001	<0.001	<0.001	<0.001	<0.001		
Hexachlorobutadiene	mg/kg	0.002	25	<0.1	<0.1	<0.002	<0.002	<0.002	<0.002	<0.002		

Chem Group	ChemName	output unit	EQL	Matrix Description									
				S4UL Public Open Space (POS) Residential		S4UL Public Open Space (POS) Residential - 1% SOM		S4UL Public Open Space (POS) Residential		S4UL Public Open Space (POS) Residential - 1% SOM		S4UL Public Open Space (POS) Residential	
				Field ID	BH07091-X-8.00-ES-191115	BH07091-X-9.00-ES-191115	BH07092-X-0.05-ES-1911108	BH07092-X-0.90-ES-20191108	BH07092-X-2.00-ES-1911118	BH07092-X-3.00-ES-1911118	BH07092-X-4.00-ES-1911118	BH07092-X-5.00-ES-1911118	BH07093-X-0.05-ES-20191108
				Location Code	BH07091	BH07091	BH07092	BH07092	BH07092	BH07092	BH07092	BH07092	BH07093
				Sample Depth	8	9	0.05	0.9	2	3	4	5	0.05
				Range	15/11/2019	15/11/2019	08/11/2019	08/11/2019	18/11/2019	18/11/2019	18/11/2019	18/11/2019	08/11/2019
				Sample Date	15/11/2019	15/11/2019	08/11/2019	08/11/2019	18/11/2019	18/11/2019	18/11/2019	18/11/2019	08/11/2019
SVOC	Benzyl alcohol	mg/kg	0.5	<0.5	<0.5	-	-	<0.5	-	-	-	<0.5	-
	Diphenyl ether	mg/kg	0.1	<0.1	<0.1	-	-	<0.1	-	-	-	<0.1	-
	4-bromophenyl phenyl ether	mg/kg	0.1	<0.1	<0.1	-	-	<0.1	-	-	-	<0.1	-
	4-nitroaniline	mg/kg	0.1	<0.6	<0.6	-	-	<0.6	-	-	-	<0.6	-
	4-nitrophenol	mg/kg	0.1	<0.5	<0.5	-	-	<0.5	-	-	-	<0.5	-
	1,1-Biohexyl	mg/kg	0.1	<0.1	<0.1	-	-	<0.1	-	-	-	<0.1	-
	1,2,3,4-tetrachlorobenzene	mg/kg	0.001	-	-	-	-	-	-	-	-	-	-
	1-Methylvinylthalene	mg/kg	0.1	<0.1	<0.1	-	-	<0.1	-	-	-	<0.1	-
	2,4,5-trichlorophenol	mg/kg	0.1	<0.1	<0.1	-	-	<0.1	-	-	-	<0.1	-
	2,4,6-trichlorophenol	mg/kg	0.1	<0.1	<0.1	-	-	<0.1	-	-	-	<0.1	-
	2,4-dichlorophenol	mg/kg	0.1	<0.1	<0.1	-	-	<0.1	-	-	-	<0.1	-
	2,4-dimethylphenol	mg/kg	0.1	<0.1	<0.1	-	-	<0.1	-	-	-	<0.1	-
	2,4-dinitrophenol	mg/kg	0.5	<0.5	<0.5	-	-	<0.5	-	-	-	<0.5	-
	2,4-dinitrotoluene	mg/kg	0.1	<0.2	<0.2	-	-	<0.2	-	-	-	<0.2	-
	2,6-dinitrotoluene	mg/kg	0.1	<0.5	<0.5	-	-	<0.5	-	-	-	<0.5	-
	2-chloronaphthalene	mg/kg	0.1	<0.1	<0.1	-	-	<0.1	-	-	-	<0.1	-
	2-chlorophenol	mg/kg	0.1	<0.1	<0.1	-	-	<0.1	-	-	-	<0.1	-
	2-methylnaphthalene	mg/kg	0.1	<0.1	<0.1	-	-	<0.1	-	-	-	<0.1	-
	2-methylphenol	mg/kg	0.1	<0.1	<0.1	-	-	<0.1	-	-	-	<0.1	-
	2-nitroaniline	mg/kg	0.1	<0.5	<0.5	-	-	<0.5	-	-	-	<0.5	-
	2-nitrophenol	mg/kg	0.1	<0.1	<0.1	-	-	<0.1	-	-	-	<0.1	-
	3-nitroaniline	mg/kg	0.1	<14.5	<14.5	-	-	<14.5	-	-	-	<14.5	-
	4,6-Dinitro-2-methylphenol	mg/kg	0.2	<0.2	<0.2	-	-	<0.2	-	-	-	<0.2	-
	4-chloro-3-methylphenol	mg/kg	0.1	<0.1	<0.1	-	-	<0.1	-	-	-	<0.1	-
	4-chloroaniline	mg/kg	0.1	<0.5	<0.5	-	-	<0.5	-	-	-	<0.5	-
	4-chlorophenol	mg/kg	0.5	<0.5	<0.5	-	-	<0.5	-	-	-	<0.5	-
	4-chlorophenyl phenyl ether	mg/kg	0.1	<0.1	<0.1	-	-	<0.1	-	-	-	<0.1	-
	4-methylphenol	mg/kg	0.1	-	-	-	-	-	-	-	-	-	-
	Azobenzene	mg/kg	0.1	<0.3	<0.3	-	-	<0.3	-	-	-	<0.3	-
	Benzoic Acid	mg/kg	0.5	<0.5	<0.5	-	-	<0.5	-	-	-	<0.5	-
	Bis(2-chlorophenyl) methane	mg/kg	0.1	<0.1	<0.1	-	-	<0.1	-	-	-	<0.1	-
	Bis(2-chlorophenyl) ether	mg/kg	0.1	<0.1	<0.1	-	-	<0.1	-	-	-	<0.1	-
	Bis(2-chloroisopropyl) ether	mg/kg	0.1	<0.5	<0.5	-	-	<0.5	-	-	-	<0.5	-
	Bis(2-ethylhexyl) phthalate	mg/kg	0.1	<0.2	<0.2	-	-	<0.2	-	-	-	<0.2	-
	Butyl benzyl phthalate	mg/kg	0.1	<0.2	<0.2	-	-	<0.2	-	-	-	<0.2	-
	Cabazole	mg/kg	0.1	<0.3	<0.3	-	-	<0.3	-	-	-	<0.3	-
	Dibenzofuran	mg/kg	0.1	<0.1	<0.1	-	-	<0.1	-	-	-	<0.1	-
	Diethylphthalate	mg/kg	0.1	<0.1	<0.1	-	-	<0.1	-	-	-	<0.1	-
	Dimethyl phthalate	mg/kg	0.1	<0.1	<0.1	-	-	<0.1	-	-	-	<0.1	-
	Di-n-butyl phthalate	mg/kg	0.1	<0.1	<0.1	-	-	<0.1	-	-	-	<0.1	-
	Di-n-octyl phthalate	mg/kg	0.1	<0.2	<0.2	-	-	<0.2	-	-	-	<0.2	-
	Hexachlorobenzene	mg/kg	0.002	<0.1	<0.1	-	-	<0.1	-	-	-	<0.1	-
	Hexachlorocyclopentadiene	mg/kg	0.1	<0.1	<0.1	-	-	<0.1	-	-	-	<0.1	-
	Hexachloroethane	mg/kg	0.1	<0.1	<0.1	-	-	<0.1	-	-	-	<0.1	-
	Isochorone	mg/kg	0.1	<0.1	<0.1	-	-	<0.1	-	-	-	<0.1	-
	Nitrobenzene	mg/kg	0.1	<0.5	<0.5	-	-	<0.5	-	-	-	<0.5	-
	N-nitrosodipropylamine	mg/kg	0.1	<0.9	<0.9	-	-	<0.9	-	-	-	<0.9	-
	n-Nitrosodiphenylamine	mg/kg	0.1	<0.1	<0.1	-	-	<0.1	-	-	-	<0.1	-
	Pentachlorobenzene	mg/kg	0.001	-	-	-	-	-	-	-	-	-	-
	Pentachloronitrobenzene	mg/kg	0.05	-	-	-	-	-	-	-	-	-	-
	Pentachlorophenol	mg/kg	0.1	<0.5	<0.5	-	-	<0.5	-	-	-	<0.5	-
PCB	PCB-110	mg/kg	-	-	-	-	-	-	-	-	-	-	-
	PCB-128	mg/kg	-	-	-	-	-	-	-	-	-	-	-
	PCB-141	mg/kg	-	-	-	-	-	-	-	-	-	-	-
	PCB-149	mg/kg	-	-	-	-	-	-	-	-	-	-	-
	PCB-151	mg/kg	-	-	-	-	-	-	-	-	-	-	-
	PCB-158	mg/kg	-	-	-	-	-	-	-	-	-	-	-
	PCB-170	mg/kg	-	-	-	-	-	-	-	-	-	-	-
	PCB-18	mg/kg	-	-	-	-	-	-	-	-	-	-	-
	PCB-183	mg/kg	-	-	-	-	-	-	-	-	-	-	-
	PCB-187	mg/kg	-	-	-	-	-	-	-	-	-	-	-
	PCB-194	mg/kg	-	-	-	-	-	-	-	-	-	-	-
	PCB-31	mg/kg	-	-	-	-	-	-	-	-	-	-	-
	PCB-44	mg/kg	-	-	-	-	-	-	-	-	-	-	-
	PCB-49	mg/kg	-	-	-	-	-	-	-	-	-	-	-
	2,2,4-tetrachloro-1,1-Biphenyl	mg/kg	-	-	-	-	-	-	-	-	-	-	-
	2,3,4,4-tetrachloro-1,1-Biphenyl	mg/kg	-	-	-	-	-	-	-	-	-	-	-
	Heptachlorobiphenyl, 2,3,3,4,4,5,5-(PCB 189)	mg/kg	0.003	<0.005	<0.005	<0.005	<0.005	<0.005	<0.005	<0.005	<0.005	<0.005	<0.005
	Hexachlorobiphenyl, 2,3,3,4,4,5-(PCB 156)	mg/kg	0.003	<0.005	<0.005	<0.005	<0.005	<0.005	<0.005	<0.005	<0.005	<0.005	<0.005
	Hexachlorobiphenyl, 2,3,3,4,4,5-(PCB 157)	mg/kg	0.003	<0.005	<0.005	<0.005	<0.005	<0.005	<0.005	<0.005	<0.005	<0.005	<0.005
	Hexachlorobiphenyl, 2,3,4,4,5,5-(PCB 167)	mg/kg	0.003	<0.005	<0.005	<0.005	<0.005	<0.005	<0.005	<0.005	<0.005	<0.005	<0.005
	Hexachlorobiphenyl, 3,3,4,4,5,5-(PCB 169)	mg/kg	0.003	<0.005	<0.005	<0.005	<0.005	<0.005	<0.005	<0.005	<0.005	<0.005	<0.005
	PCB 101	mg/kg	0.003	<0.005	<0.005	<0.005	<0.005	<0.005	<0.005	<0.005	<0.005	<0.005	<0.005
	PCB 118	mg/kg	0.003	<0.005	<0.005	<0.005	<0.005	<0.005	<0.005	<0.005	<0.005	<0.005	<0.005
	PCB 138	mg/kg	0.003	<0.005	<0.005	<0.005	<0.005	<0.005	<0.005	<0.005	<0.005	<0.005	<0.005
	PCB 153	mg/kg	0.003	<0.005	<0.005	<0.005	<0.005	<0.005	<0.005	<0.005	<0.005	<0.005	<0.005
	PCB 180	mg/kg	0.003	<0.005	<0.005	<0.005	<0.005	<0.005	<0.005	<0.005	<0.005	<0.005	<0.005
	PCB 20	mg/kg	0.003	<0.005	<0.005	<0.005	<0.005	<0.005	<0.005	<0.005	<0.005	<0.005	<0.005
	PCB 52	mg/kg	0.003	<0.005	<0.005	<0.005	<0.005	<0.005	<0.005	<0.005	<0.005	<0.005	<0.005
	Pentachlorobiphenyl, 2,3,3,4,4-(PCB 105)	mg/kg	0.003	<0.005	<0.005	<0.005	<0.005	<0.005	<0.005	<0.005	<0.005	<0.005	<0.005
	Pentachlorobiphenyl, 2,3,4,4,5-(PCB 114)	mg/kg	0.003	<0.005	<0.005	<0.005	<0.005	<0.005	<0.005	<0.005	<0.005	<0.005	<0.005
	Pentachlorobiphenyl, 2,3,4,4,5-(PCB 123)	mg/kg	0.003	<0.005	<0.005	<0.005	<0.005	<0.005	<0.005	<0.005	<0.005	<0.005	<0.005
	Pentachlorobiphenyl, 3,3,4,4,5-(PCB 126)	mg/kg	0.003	<0.005	<0.005	<0.005	<0.005	<0.005	<0.005	<0.005	<0.005	<0.005	<0.005
	Tetrachlorobiphenyl, 3,3,4,4-(PCB 77)	mg/kg	0.003	<0.005	<0.005	<0.005	<0.005	<0.005	<0.005	<0.005	<0.005	<0.005	<0.005
	Tetrachlorobiphenyl, 3,4,4,5-(PCB 81)	mg/kg	0.003	<0.005	<0.005	<0.005	<0.005	<0.005	<0.005	<0.005	<0.005	<0.005	<0.005
	Total PCB 7 congeners	mg/kg	0.021	-	-	-	-	-	-	-	-	-	-
	Total PCB WHO 12	mg/kg	0.0										

		Field ID	BH07091-X-8.00-ES-191115	BH07091-X-9.00-ES-191115	BH07092-X-0.05-ES-20191108	BH07092-X-0.90-ES-20191108	BH07092-X-2.00-ES-191118	BH07092-X-3.00-ES-191118	BH07092-X-4.00-ES-191118	BH07092-X-5.00-ES-191118	BH07093-X-0.05-ES-20191108
		Location Code	BH07091	BH07091	BH07092	BH07092	BH07092	BH07092	BH07092	BH07092	BH07093
		Sample Depth Range	8	9	0.05	0.9	2	3	4	5	0.05
		Sample Date	15/11/2019	15/11/2019	08/11/2019	08/11/2019	18/11/2019	18/11/2019	18/11/2019	18/11/2019	08/11/2019
		Matrix Description	LQM S4UL Public Open Space (POS) Residential - 1% SOM								
		C4SL Public Open Space (POS) Residential									
Chem Group	ChemName	output unit	EQL								
Phenolics	Xlenols	mg/kg	0.015	-	-	-	-	-	-	-	-
	Phenol Index	mg/kg	0.5	<0.5	<0.5	<0.5	<0.5	<0.5	<0.5	<0.5	<0.5
	3-84-methylphenol	mg/kg	0.1	<0.1	<0.1	<0.1	<0.1	<0.1	<0.1	<0.1	<0.1
	Cresol Total	mg/kg	0.01	-	-	-	-	-	-	-	-
Phenols Monohydric	Phenol	mg/kg	0.01	<0.1	<0.1	-	<0.1	-	<0.1	-	-
	Phenols Monohydric	mg/kg	0.035	-	-	-	-	-	-	-	-
	Dibutyltin	mg/kg	-	-	-	-	-	-	-	-	-
	Monophenyltin	mg/kg	-	-	-	-	-	-	-	-	-
Organotins	Diphenyltin	mg/kg	-	-	-	-	-	-	-	-	-
	Monobutyltin	mg/kg	-	-	-	-	-	-	-	-	-
	Tetrabutyltin	mg/kg	-	-	-	-	-	-	-	-	-
	Tributyltin	mg/kg	0.001	<0.005	<0.005	<0.005	<0.005	<0.005	<0.005	<0.005	<0.005
Pesticides	Triphenyltin	mg/kg	-	-	-	-	-	-	-	-	-
	Ethion	mg/kg	0.002	-	-	-	-	-	-	-	-
	Hepatachlor epoxide	mg/kg	0.002	-	-	-	-	-	-	-	-
	Methachlor	mg/kg	0.002	-	-	-	-	-	-	-	-
Pesticides	Propetamphos	mg/kg	0.002	-	-	-	-	-	-	-	-
	Simetryn	mg/kg	0.05	-	-	-	-	-	-	-	-
	Sodium Acifluorfen	mg/kg	-	-	-	-	-	-	-	-	-
	Tosazone	mg/kg	0.003	-	-	-	-	-	-	-	-
Pesticides	2,4,5-TP (Silvex)	mg/kg	-	-	-	-	-	-	-	-	-
	Hedonal	mg/kg	-	-	-	-	-	-	-	-	-
	2,4-DDT	mg/kg	0.003	-	-	-	-	-	-	-	-
	2,4-Dichloroac	mg/kg	-	-	-	-	-	-	-	-	-
Pesticides	4-(2,4-Dichlorophenoxy)butyric Acid (2,4-DB)	mg/kg	-	-	-	-	-	-	-	-	-
	4,4-DDE	mg/kg	0.005	-	-	-	-	-	-	-	-
	4-Chlorophenoxy acetic acid	mg/kg	-	-	-	-	-	-	-	-	-
	a-BHC	mg/kg	0.002	24	-	-	-	-	-	-	-
Pesticides	Aldrin	mg/kg	0.002	18	-	-	-	-	-	-	-
	Ametryn	mg/kg	0.05	-	-	-	-	-	-	-	-
	Acetyl (hexnill)	mg/kg	-	-	-	-	-	-	-	-	-
	Atrazin	mg/kg	0.05	1200	-	-	-	-	-	-	-
Pesticides	Azinophos methyl	mg/kg	0.005	-	-	-	-	-	-	-	-
	b-BHC	mg/kg	0.002	8.1	-	-	-	-	-	-	-
	Bentazone	mg/kg	0.1	-	-	-	-	-	-	-	-
	Bromoxnill	mg/kg	-	-	-	-	-	-	-	-	-
Pesticides	Carbofenthothion	mg/kg	0.003	-	-	-	-	-	-	-	-
	chlordan	mg/kg	0.002	-	-	-	-	-	-	-	-
	Chlordane (cis)	mg/kg	0.002	-	-	-	-	-	-	-	-
	Azinphos Ethyl	mg/kg	0.005	-	-	-	-	-	-	-	-
Pesticides	Chlordane (trans)	mg/kg	0.05	-	-	-	-	-	-	-	-
	Chlorfenvinphos	mg/kg	0.003	-	-	-	-	-	-	-	-
	Chlorotoluron	mg/kg	-	-	-	-	-	-	-	-	-
	Chlorpyrifos	mg/kg	0.002	-	-	-	-	-	-	-	-
Pesticides	Chlorpyrifos-methyl	mg/kg	0.002	-	-	-	-	-	-	-	-
	Cyanazine	mg/kg	-	-	-	-	-	-	-	-	-
	d-BHC	mg/kg	0.002	-	-	-	-	-	-	-	-
	DDD	mg/kg	0.005	-	-	-	-	-	-	-	-
Pesticides	DDT	mg/kg	0.005	-	-	-	-	-	-	-	-
	Chlorfalonil	mg/kg	0.002	-	-	-	-	-	-	-	-
	Diazinon	mg/kg	0.001	-	-	-	-	-	-	-	-
	Dicamba	mg/kg	-	-	-	-	-	-	-	-	-
Pesticides	Dichlobenil	mg/kg	0.001	-	-	-	-	-	-	-	-
	cis-Permethrin	mg/kg	0.003	-	-	-	-	-	-	-	-
	Dichlorvos	mg/kg	0.002	16	-	-	-	-	-	-	-
	Diclofop	mg/kg	-	-	-	-	-	-	-	-	-
Pesticides	Dieldrin	mg/kg	0.005	18	-	-	-	-	-	-	-
	Dimethoate	mg/kg	0.003	-	-	-	-	-	-	-	-
	Dinoseb	mg/kg	-	-	-	-	-	-	-	-	-
	Diuron	mg/kg	-	-	-	-	-	-	-	-	-
Pesticides	Endosulfan I	mg/kg	0.001	1200	-	-	-	-	-	-	-
	Endosulfan II	mg/kg	0.01	-	-	-	-	-	-	-	-
	Endosulfan sulphate	mg/kg	0.005	-	-	-	-	-	-	-	-
	Endrin	mg/kg	0.003	-	-	-	-	-	-	-	-
Pesticides	Endrin ketone	mg/kg	0.03	-	-	-	-	-	-	-	-
	Ethion	mg/kg	0.003	-	-	-	-	-	-	-	-
	Fenitrothion	mg/kg	0.005	-	-	-	-	-	-	-	-
	Fenithion	mg/kg	0.01	-	-	-	-	-	-	-	-
Pesticides	Fluroxypyr	mg/kg	0.1	-	-	-	-	-	-	-	-

		Field ID	BH07091-X-8.00-ES-191115	BH07091-X-9.00-ES-191115	BH07092-X-0.05-ES-20191108	BH07092-X-0.90-ES-20191108	BH07092-X-2.00-ES-191118	BH07092-X-3.00-ES-191118	BH07092-X-4.00-ES-191118	BH07092-X-5.00-ES-191118	BH07093-X-0.05-ES-20191108	
		Location Code	BH07091	BH07091	BH07092	BH07092	BH07092	BH07092	BH07092	BH07092	BH07093	
		Sample Depth Range	8	9	0.05	0.9	2	3	4	5	0.05	
		Sample Date Time	15/11/2019	15/11/2019	08/11/2019	08/11/2019	18/11/2019	18/11/2019	18/11/2019	18/11/2019	08/11/2019	
		Matrix Description	LQM S4UL Public Open Space (POS) Residential - 1% SOM									
		C4SL Public Open Space (POS) Residential										
Chem Group	ChemName	output unit	EQL									
	o-BHC (Lindane)	mg/kg	0.001	-	-	-	-	-	-	-	-	
	Heptachlor	mg/kg	0.003	-	-	-	-	-	-	-	-	
	Isodrin	mg/kg	0.002	-	-	-	-	-	-	-	-	
	Isoproturon	mg/kg	-	-	-	-	-	-	-	-	-	
	Linuron	mg/kg	-	-	-	-	-	-	-	-	-	
	Malathion	mg/kg	0.002	-	-	-	-	-	-	-	-	
	2-Methyl-4-chlorophenoxyacetic acid	mg/kg	-	-	-	-	-	-	-	-	-	
	2-Methyl-4-Chlorophenoxy Butanoic Acid	mg/kg	-	-	-	-	-	-	-	-	-	
	Mecoprop	mg/kg	-	-	-	-	-	-	-	-	-	
	Methoxychlor	mg/kg	0.005	-	-	-	-	-	-	-	-	
	Methyl parathion	mg/kg	0.01	-	-	-	-	-	-	-	-	
	Mevinphos (Phosdrin)	mg/kg	0.002	-	-	-	-	-	-	-	-	
	o,p-DDD	mg/kg	0.005	-	-	-	-	-	-	-	-	
	o,p'-DDE	mg/kg	0.002	-	-	-	-	-	-	-	-	
	o,p'-Methoxychlor	mg/kg	0.05	-	-	-	-	-	-	-	-	
	Parathion	mg/kg	0.005	-	-	-	-	-	-	-	-	
	Pendimethalin	mg/kg	0.01	-	-	-	-	-	-	-	-	
	Permethrin	mg/kg	0.05	-	-	-	-	-	-	-	-	
	Permethrin II	mg/kg	0.003	-	-	-	-	-	-	-	-	
	Phorate	mg/kg	0.01	-	-	-	-	-	-	-	-	
	Priniphos-methyl	mg/kg	0.002	-	-	-	-	-	-	-	-	
	Priniphos-ethyl	mg/kg	0.002	-	-	-	-	-	-	-	-	
	Prometon	mg/kg	0.05	-	-	-	-	-	-	-	-	
	Prometryn	mg/kg	0.05	-	-	-	-	-	-	-	-	
	Pronamide	mg/kg	0.002	-	-	-	-	-	-	-	-	
	Propazine	mg/kg	0.05	-	-	-	-	-	-	-	-	
	Propiconazole	mg/kg	-	-	-	-	-	-	-	-	-	
	Propoxycarbazono-sodium	mg/kg	-	-	-	-	-	-	-	-	-	
	Simazine	mg/kg	0.05	-	-	-	-	-	-	-	-	
	Terbutryn	mg/kg	0.05	-	-	-	-	-	-	-	-	
	Terbutylazine	mg/kg	0.05	-	-	-	-	-	-	-	-	
	Phosalone	mg/kg	0.005	-	-	-	-	-	-	-	-	
	Phosphamidon	mg/kg	0.005	-	-	-	-	-	-	-	-	
	Triadimefon	mg/kg	0.002	-	-	-	-	-	-	-	-	
	Triallate	mg/kg	0.002	-	-	-	-	-	-	-	-	
	Triclopor	mg/kg	0.1	-	-	-	-	-	-	-	-	
	Triclosan	mg/kg	-	-	-	-	-	-	-	-	-	
	Trifluralin	mg/kg	0.01	-	-	-	-	-	-	-	-	
	Tebuconazole	mg/kg	-	-	-	-	-	-	-	-	-	
	Telodrin	mg/kg	0.05	-	-	-	-	-	-	-	-	
	Triazophos	mg/kg	0.003	-	-	-	-	-	-	-	-	
SVOC TIC	SVOC TICs - Detect	Detect	-	-	-	-	-	-	-	-	-	
	Anthraquinone 9,10-	mg/kg	-	-	-	-	-	-	-	-	-	
	SVOC Tentatively Identified Compounds	mg/kg	0.1	-	-	-	-	-	-	-	-	
	Aniline	mg/kg	0.3	-	-	-	-	-	-	-	-	
VOC TIC	VOC TICs - Detect	Detect	-	-	-	-	-	-	-	-	-	
	VOC Tentatively Identified Compounds	mg/kg	0.05	-	-	-	-	-	-	-	-	
	Freon 113	mg/kg	0.005	-	-	-	-	-	-	-	-	
Other	Temperature	°C	-	-	-	-	-	-	-	-	-	
	Conductivity @ 20°C	µS/cm	14	-	-	-	-	-	-	-	-	
	% Stones <4mm	%	0	0	0	0	82.4	75.2	59	37.1	0	
	Fraction of non-crushable material	%	0	0	0	0	0	0	0	0	0	
	Moisture Content (dried @35°C)	%	-	-	-	-	-	-	-	-	-	
	Moisture Content 105C	%	0.1	32	30.5	25.6	27.1	18.6	19.8	13.7	27.5	
	pH (Lab)	pH Units	1	8.6	8.7	8.6	9	9.9	10.6	10.5	8.2	
	Stone Content	%	0.1	0	0	-	-	-	-	-	-	
	Total Organic Carbon	%	0.02	3.1	1.17	0.99	0.55	1.17	2.17	2.12	5.21	

**Env Stds Comments**  
 #1:GAC is only presented as speciated chromium. 7.7mg/kg is used for hexavalent. If hexavalent chromium (CVI) data is available, a value of 1,500mg/kg r  
 #2:C4SL for lead adopted  
 #3:GAC only presented as speciated mercury. 16mg/kg is used for elemental mercury. If the CSM indicates that elemental mercury is not a CoC and mercury  
 #4:Updated S4UL for nickel  
 #5:S4UL exceeds solubility saturation limit  
 #6:Criteria derived for Al<sup>3</sup>-C16-C35 split between Al<sup>3</sup>-C16-21 & Al<sup>3</sup>-C21-35. Requires summation of fractions to use Al<sup>3</sup>-C16-C35 criteria.  
 #7:Criteria presented is for p-xylene. A separate value is presented for o-xylene.  
 #8:S4UL based on a threshold protective of direct skin contact with phenol

Legend	Results exceeds GAC.
>50	Results MDL is greater than GAC.
NAD	No asbestos detected.
-	Determinand has not been tested for.

**Notes**  
 A range is given where a determinand has been analysed for by more than one method.







Chem Group	ChemName	output unit	EQL	Matrix Description										
				LQM S4UL Public Open Space (POS) Residential - 1% SOM										
				Sampled Date Time										
				08/11/2019	20/11/2019	20/11/2019	06/11/2019	06/11/2019	07/11/2019	07/11/2019	07/11/2019	07/11/2019	07/11/2019	
				0.9	3	8	0.05	0.5	10	2	3	4		
				BH07093	BH07093	BH07093	BH07094	BH07094	BH07094	BH07094	BH07094	BH07094	BH07094	
				X-0.90-ES-20191108	X-3.00-ES-191120	X-8.00-ES-191120	X-0.05-ES-191106	X-0.50-ES-191106	X-10.00-ES-191107	X-2.00-ES-191107	X-3.00-ES-191107	X-4.00-ES-191107		
				C4SL Public Open Space (POS) Residential										
SVOC	Benzyl alcohol	mg/kg	0.5	<0.5	-	-	-	-	<0.5	-	-	-	-	
	Diphenyl ether	mg/kg	0.1	<0.1	-	-	-	-	<0.1	-	-	-	-	
	4-bromophenyl phenyl ether	mg/kg	0.1	<0.1	-	-	-	-	<0.1	-	-	-	-	
	4-nitroaniline	mg/kg	0.1	<0.6	-	-	-	-	<0.6	-	-	-	-	
	4-nitrophenol	mg/kg	0.1	<0.5	-	-	-	-	<0.5	-	-	-	-	
	1,1-Biohenyl	mg/kg	0.1	<0.1	-	-	-	-	<0.1	-	-	-	-	
	1,2,3,4-tetrachlorobenzene	mg/kg	0.001	-	-	-	-	-	-	-	-	-	-	
	1-Methylnaphthalene	mg/kg	0.1	<0.1	-	-	-	-	<0.1	-	-	-	-	
	2,4,5-trichlorophenol	mg/kg	0.1	<0.1	-	-	-	-	<0.1	-	-	-	-	
	2,4,6-trichlorophenol	mg/kg	0.1	<0.1	-	-	-	-	<0.1	-	-	-	-	
	2,4-dichlorophenol	mg/kg	0.1	<0.1	-	-	-	-	<0.1	-	-	-	-	
	2,4-dimethylphenol	mg/kg	0.1	<0.1	-	-	-	-	<0.1	-	-	-	-	
	2,4-dinitrophenol	mg/kg	0.5	<0.5	-	-	-	-	<0.5	-	-	-	-	
	2,4-dinitrotoluene	mg/kg	0.1	<0.2	-	-	-	-	<0.2	-	-	-	-	
	2,6-dinitrotoluene	mg/kg	0.1	<0.5	-	-	-	-	<0.5	-	-	-	-	
	2-chloronaphthalene	mg/kg	0.1	<0.1	-	-	-	-	<0.1	-	-	-	-	
	2-chlorophenol	mg/kg	0.1	<0.1	-	-	-	-	<0.1	-	-	-	-	
	2-methylnaphthalene	mg/kg	0.1	<0.1	-	-	-	-	<0.1	-	-	-	-	
	2-methylphenol	mg/kg	0.1	<0.1	-	-	-	-	<0.1	-	-	-	-	
	2-nitroaniline	mg/kg	0.1	<0.5	-	-	-	-	<0.5	-	-	-	-	
	2-nitrophenol	mg/kg	0.1	<0.1	-	-	-	-	<0.1	-	-	-	-	
	3-nitroaniline	mg/kg	0.1	<14.5	-	-	-	-	<14.5	-	-	-	-	
	4,6-Dinitro-2-methylphenol	mg/kg	0.2	<0.2	-	-	-	-	<0.2	-	-	-	-	
	4-chloro-3-methylphenol	mg/kg	0.1	<0.1	-	-	-	-	<0.1	-	-	-	-	
	4-chloroaniline	mg/kg	0.1	<0.5	-	-	-	-	<0.5	-	-	-	-	
	4-chlorophenol	mg/kg	0.5	<0.5	-	-	-	-	<0.5	-	-	-	-	
	4-chlorophenyl phenyl ether	mg/kg	0.1	<0.1	-	-	-	-	<0.1	-	-	-	-	
	4-methylphenol	mg/kg	0.1	<0.1	-	-	-	-	<0.1	-	-	-	-	
	Azobenzene	mg/kg	0.1	<0.3	-	-	-	-	<0.3	-	-	-	-	
	Benzic Acid	mg/kg	0.5	<0.5	-	-	-	-	<0.5	-	-	-	-	
	Bis(2-chloroethoxy) methane	mg/kg	0.1	<0.1	-	-	-	-	<0.1	-	-	-	-	
	Bis(2-chloroethyl) ether	mg/kg	0.1	<0.1	-	-	-	-	<0.1	-	-	-	-	
	Bis(2-chloroisopropyl) ether	mg/kg	0.1	<0.5	-	-	-	-	<0.5	-	-	-	-	
	Bis(2-ethylhexyl) phthalate	mg/kg	0.1	<0.2	-	-	-	-	<0.2	-	-	-	-	
	Butyl benzyl phthalate	mg/kg	0.1	<0.2	-	-	-	-	<0.2	-	-	-	-	
	Cabazole	mg/kg	0.1	<0.3	-	-	-	-	0.37	-	-	-	-	
	Dibenzofuran	mg/kg	0.1	<0.1	-	-	-	-	<0.1	-	-	-	-	
	Diethylphthalate	mg/kg	0.1	<0.1	-	-	-	-	<0.1	-	-	-	-	
	Dimethyl phthalate	mg/kg	0.1	<0.1	-	-	-	-	<0.1	-	-	-	-	
	Di-n-butyl phthalate	mg/kg	0.1	<0.1	-	-	-	-	<0.1	-	-	-	-	
	Di-n-octyl phthalate	mg/kg	0.1	<0.2	-	-	-	-	<0.2	-	-	-	-	
	Hexachlorobenzene	mg/kg	0.002	<0.1	-	-	-	-	<0.1	-	-	-	-	
	Hexachlorocyclopentadiene	mg/kg	0.1	<0.1	-	-	-	-	<0.1	-	-	-	-	
	Hexachloroethane	mg/kg	0.1	<0.1	-	-	-	-	<0.1	-	-	-	-	
	Isophorone	mg/kg	0.1	<0.1	-	-	-	-	<0.1	-	-	-	-	
	Nitrobenzene	mg/kg	0.1	<0.5	-	-	-	-	<0.5	-	-	-	-	
	N-nitrosodipropylamine	mg/kg	0.1	<0.9	-	-	-	-	<0.9	-	-	-	-	
	n-Nitrosodiphenylamine	mg/kg	0.1	<0.1	-	-	-	-	<0.1	-	-	-	-	
	Pentachlorobenzene	mg/kg	0.001	-	-	-	-	-	-	-	-	-	-	
	Pentachloronitrobenzene	mg/kg	0.05	-	-	-	-	-	-	-	-	-	-	
	Pentachlorophenol	mg/kg	0.1	<0.5	-	-	-	-	<0.5	-	-	-	-	
PCB	PCB-110	mg/kg		-	-	-	-	-	-	-	-	-	-	
	PCB-128	mg/kg		-	-	-	-	-	-	-	-	-	-	
	PCB-141	mg/kg		-	-	-	-	-	-	-	-	-	-	
	PCB-149	mg/kg		-	-	-	-	-	-	-	-	-	-	
	PCB-151	mg/kg		-	-	-	-	-	-	-	-	-	-	
	PCB-158	mg/kg		-	-	-	-	-	-	-	-	-	-	
	PCB-170	mg/kg		-	-	-	-	-	-	-	-	-	-	
	PCB-18	mg/kg		-	-	-	-	-	-	-	-	-	-	
	PCB-183	mg/kg		-	-	-	-	-	-	-	-	-	-	
	PCB-187	mg/kg		-	-	-	-	-	-	-	-	-	-	
	PCB-194	mg/kg		-	-	-	-	-	-	-	-	-	-	
	PCB-31	mg/kg		-	-	-	-	-	-	-	-	-	-	
	PCB-44	mg/kg		-	-	-	-	-	-	-	-	-	-	
	PCB-49	mg/kg		-	-	-	-	-	-	-	-	-	-	
	2,2,4-tetrachloro-1,1-Biphenyl	mg/kg		-	-	-	-	-	-	-	-	-	-	
	2,3,4,4-tetrachloro-1,1-Biphenyl	mg/kg		-	-	-	-	-	-	-	-	-	-	
	Heptachlorobiphenyl, 2,3,3,4,4,5,5- (PCB 189)	mg/kg	0.003	<0.005	<0.005	<0.005	<0.005	-	<0.005	<0.005	<0.005	<0.005	<0.005	
	Hexachlorobiphenyl, 2,3,3,4,4,5- (PCB 156)	mg/kg	0.003	<0.005	<0.005	<0.005	<0.005	-	<0.005	<0.005	<0.005	<0.005	<0.005	
	Hexachlorobiphenyl, 2,3,3,4,4,5- (PCB 157)	mg/kg	0.003	<0.005	<0.005	<0.005	<0.005	-	<0.005	<0.005	<0.005	<0.005	<0.005	
	Hexachlorobiphenyl, 2,3,4,4,5,5- (PCB 167)	mg/kg	0.003	<0.005	<0.005	<0.005	<0.005	-	<0.005	<0.005	<0.005	<0.005	<0.005	
	Hexachlorobiphenyl, 3,3,4,4,5,5- (PCB 169)	mg/kg	0.003	<0.005	<0.005	<0.005	<0.005	-	<0.005	<0.005	<0.005	<0.005	<0.005	
	PCB 101	mg/kg	0.003	<0.005	<0.005	<0.005	<0.005	-	0.0207	<0.005	<0.005	<0.005	<0.005	
	PCB 118	mg/kg	0.003	<0.005	<0.005	<0.005	<0.005	-	<0.005	<0.005	<0.005	<0.005	<0.005	
	PCB 138	mg/kg	0.003	<0.005	<0.005	<0.005	<0.005	-	<0.005	<0.005	<0.005	<0.005	<0.005	
	PCB 153	mg/kg	0.003	<0.005	<0.005	<0.005	<0.005	-	<0.005	<0.005	<0.005	<0.005	<0.005	
	PCB 180	mg/kg	0.003	<0.005	<0.005	<0.005	<0.005	-	<0.005	<0.005	<0.005	<0.005	<0.005	
	PCB 20	mg/kg	0.003	<0.005	<0.005	<0.005	<0.005	-	<0.005	<0.005	<0.005	<0.005	<0.005	
	PCB 52	mg/kg	0.003	<0.005	<0.005	<0.005	<0.005	-	0.0112	<0.005	<0.005	<0.005	<0.005	
	Pentachlorobiphenyl, 2,3,3,4,4- (PCB 105)	mg/kg	0.003	<0.005	<0.005	<0.005	<0.005	-	<0.005	<0.005	<0.005	<0.005	<0.005	
	Pentachlorobiphenyl, 2,3,4,4,5- (PCB 114)	mg/kg	0.003	<0.005	<0.005	<0.005	<0.005	-	<0.005	<0.005	<0.005	<0.005	<0.005	
	Pentachlorobiphenyl, 2,3,4,4,5- (PCB 123)	mg/kg	0.003	<0.005	<0.005	<0.005	<0.005	-	<0.005	<0.005	<0.005	<0.005	<0.005	
	Pentachlorobiphenyl, 3,3,4,4,5- (PCB 126)	mg/kg	0.003	<0.005	<0.005	<0.005	<0.005	-	<0.005	<0.005	<0.005	<0.005	<0.005	
	Tetrachlorobiphenyl, 3,3,4,4- (PCB 77)	mg/kg	0.003	<0.005	<0.005	<0.005	<0.005	-	<0.005	<0.005	<0.005	<0.005	<0.005	
	Tetrachlorobiphenyl, 3,4,4,5- (PCB 81)	mg/kg	0.003	<0.005	<0.005	<0.005	<0.005	-	<0.005	<0.005	<0.005	<0.005	<0.005	
	Total PCB 7 congeners	mg/kg	0.021	-	-	-	-	-	-	-	-	-	-	
	Total PCB WHO 12	mg/kg	0.036	-	-	-	-	-	-	-	-	-	-	

Chem Group	ChemName	output unit	EQL	Matrix Description									
				LQM S4UL Public Open Space (POS) Residential - 1% SOM									
				Sampled Date Time									
Field ID	Location Code	Sample Depth	Range	08/11/2019	20/11/2019	20/11/2019	06/11/2019	06/11/2019	07/11/2019	07/11/2019	07/11/2019	07/11/2019	
Phenolics	Xenonols	mg/kg	0.015	-	-	-	-	-	-	-	-	-	-
	Phenol Index	mg/kg	0.5	<0.5	<0.5	<0.5	<0.5	<0.5	<0.5	<0.5	<0.5	<0.5	<0.5
	3-84-methylphenol	mg/kg	0.1	<0.1	-	-	-	<0.1	-	-	-	-	-
	Cresol Total	mg/kg	0.01	-	-	-	-	-	-	-	-	-	-
	Phenol	mg/kg	0.01	<0.1	-	-	-	<0.1	-	-	-	-	-
	Phenols Monohydric	mg/kg	0.035	-	-	-	-	-	-	-	-	-	-
Organotins	Dibutyltin	mg/kg	-	-	-	-	-	-	-	-	-	-	-
	Monophenyltin	mg/kg	-	-	-	-	-	-	-	-	-	-	-
	Diphenyltin	mg/kg	-	-	-	-	-	-	-	-	-	-	-
	Monobutyltin	mg/kg	-	-	-	-	-	-	-	-	-	-	-
	Tetrabutyltin	mg/kg	-	-	-	-	-	-	-	-	-	-	-
	Tributyltin	mg/kg	0.001	<0.005	<0.005	<0.005	-	-	<0.005	<0.001	<0.001	<0.001	<0.001
	Triphenyltin	mg/kg	-	-	-	-	-	-	-	-	-	-	-
Pesticides	Ethionphos	mg/kg	0.002	-	-	-	-	-	-	-	-	-	-
	Hepatachlor epoxide	mg/kg	0.002	-	-	-	-	-	-	-	-	-	-
	Methacrifos	mg/kg	0.002	-	-	-	-	-	-	-	-	-	-
	Propetamphos	mg/kg	0.002	-	-	-	-	-	-	-	-	-	-
	Simetryn	mg/kg	0.05	-	-	-	-	-	-	-	-	-	-
	Sodium Acifluorfen	mg/kg	-	-	-	-	-	-	-	-	-	-	-
	Tetraazene	mg/kg	0.003	-	-	-	-	-	-	-	-	-	-
	2,4,5-TP (Silvex)	mg/kg	-	-	-	-	-	-	-	-	-	-	-
	Hedonal	mg/kg	-	-	-	-	-	-	-	-	-	-	-
	2,4-DDT	mg/kg	0.003	-	-	-	-	-	-	-	-	-	-
	2,4-Dichloroac	mg/kg	-	-	-	-	-	-	-	-	-	-	-
	4-(2,4-Dichlorophenoxy)butyric Acid (2,4-DB)	mg/kg	-	-	-	-	-	-	-	-	-	-	-
	4,4-DDE	mg/kg	0.005	-	-	-	-	-	-	-	-	-	-
	4-Chlorophenoxy acetic acid	mg/kg	-	-	-	-	-	-	-	-	-	-	-
	a-BHC	mg/kg	0.002	24	-	-	-	-	-	-	-	-	-
	Aldrin	mg/kg	0.002	18	-	-	-	-	-	-	-	-	-
	Ametryn	mg/kg	0.05	-	-	-	-	-	-	-	-	-	-
	Acetyl (hexenil)	mg/kg	-	-	-	-	-	-	-	-	-	-	-
	Atraton	mg/kg	0.05	-	-	-	-	-	-	-	-	-	-
	Atrazine	mg/kg	0.05	1200	-	-	-	-	-	-	-	-	-
	Azinophos methyl	mg/kg	0.005	-	-	-	-	-	-	-	-	-	-
	b-BHC	mg/kg	0.002	8.1	-	-	-	-	-	-	-	-	-
	Bentazone	mg/kg	0.1	-	-	-	-	-	-	-	-	-	-
	Bromoxynil	mg/kg	-	-	-	-	-	-	-	-	-	-	-
	Carbofenthothion	mg/kg	0.003	-	-	-	-	-	-	-	-	-	-
	chlordanes	mg/kg	0.002	-	-	-	-	-	-	-	-	-	-
	Chlordane (cis)	mg/kg	0.002	-	-	-	-	-	-	-	-	-	-
	Azinphos Ethyl	mg/kg	0.005	-	-	-	-	-	-	-	-	-	-
	Chlordane (trans)	mg/kg	0.05	-	-	-	-	-	-	-	-	-	-
	Chlorfenvinphos	mg/kg	0.003	-	-	-	-	-	-	-	-	-	-
	Chlorotoluron	mg/kg	-	-	-	-	-	-	-	-	-	-	-
	Chlorovifos	mg/kg	0.002	-	-	-	-	-	-	-	-	-	-
	Chlorpyrifos-methyl	mg/kg	0.002	-	-	-	-	-	-	-	-	-	-
	Cyanazine	mg/kg	-	-	-	-	-	-	-	-	-	-	-
	d-BHC	mg/kg	0.002	-	-	-	-	-	-	-	-	-	-
	DDD	mg/kg	0.005	-	-	-	-	-	-	-	-	-	-
	DDT	mg/kg	0.005	-	-	-	-	-	-	-	-	-	-
	Chlorfalonil	mg/kg	0.002	-	-	-	-	-	-	-	-	-	-
	Diazinon	mg/kg	0.001	-	-	-	-	-	-	-	-	-	-
	Dicamba	mg/kg	-	-	-	-	-	-	-	-	-	-	-
	Dichlobenil	mg/kg	0.001	-	-	-	-	-	-	-	-	-	-
	cis-Permethrin	mg/kg	0.003	-	-	-	-	-	-	-	-	-	-
	Dichlorvos	mg/kg	0.002	16	-	-	-	-	-	-	-	-	-
	Diclofop	mg/kg	-	-	-	-	-	-	-	-	-	-	-
	Dieldrin	mg/kg	0.005	18	-	-	-	-	-	-	-	-	-
	Dimethoate	mg/kg	0.003	-	-	-	-	-	-	-	-	-	-
	Dinoseb	mg/kg	-	-	-	-	-	-	-	-	-	-	-
	Diuron	mg/kg	-	-	-	-	-	-	-	-	-	-	-
	Endosulfan I	mg/kg	0.001	1200	-	-	-	-	-	-	-	-	-
	Endosulfan II	mg/kg	0.01	-	-	-	-	-	-	-	-	-	-
	Endosulfan sulphate	mg/kg	0.005	-	-	-	-	-	-	-	-	-	-
	Endrin	mg/kg	0.003	-	-	-	-	-	-	-	-	-	-
	Endrin ketone	mg/kg	0.03	-	-	-	-	-	-	-	-	-	-
	Ethion	mg/kg	0.003	-	-	-	-	-	-	-	-	-	-
	Fenitrothion	mg/kg	0.005	-	-	-	-	-	-	-	-	-	-
	Fenthion	mg/kg	0.01	-	-	-	-	-	-	-	-	-	-
	Fluroxypyr	mg/kg	0.1	-	-	-	-	-	-	-	-	-	-

		Field ID	BH07093	BH07093-X-3.00-ES-191120	BH07093-X-8.00-ES-191120	BH07094-X-0.05-ES-191106	BH07094-X-0.50-ES-191106	BH07094-X-10.00-ES-191107	BH07094-X-2.00-ES-191107	BH07094-X-3.00-ES-191107	BH07094-X-4.00-ES-191107	
		Location Code	BH07093	BH07093	BH07093	BH07094	BH07094	BH07094	BH07094	BH07094	BH07094	
		Sample Depth Range	0.9	3	8	0.05	0.5	10	2	3	4	
		Sample Date	08/11/2019	20/11/2019	20/11/2019	06/11/2019	06/11/2019	07/11/2019	07/11/2019	07/11/2019	07/11/2019	
		Matrix Description	LQM S4UL Public Open Space (POS) Residential - 1% SOM									
		C4SL Public Open Space (POS) Residential	8.2									
Chem Group	ChemName	output unit	EQL									
	o-BHC (Lindane)	mg/kg	0.001	-	-	-	-	-	-	-	-	
	Heptachlor	mg/kg	0.003	-	-	-	-	-	-	-	-	
	Isodrin	mg/kg	0.002	-	-	-	-	-	-	-	-	
	Isoproturon	mg/kg	-	-	-	-	-	-	-	-	-	
	Linuron	mg/kg	-	-	-	-	-	-	-	-	-	
	Malathion	mg/kg	0.002	-	-	-	-	-	-	-	-	
	2-Methyl-4-chlorophenoxyacetic acid	mg/kg	-	-	-	-	-	-	-	-	-	
	2-Methyl-4-Chlorophenoxy Butanoic Acid	mg/kg	-	-	-	-	-	-	-	-	-	
	Mecoprop	mg/kg	-	-	-	-	-	-	-	-	-	
	Methoxychlor	mg/kg	0.005	-	-	-	-	-	-	-	-	
	Methyl carathion	mg/kg	0.01	-	-	-	-	-	-	-	-	
	Mevinphos (Phosdrin)	mg/kg	0.002	-	-	-	-	-	-	-	-	
	o,p-DDD	mg/kg	0.005	-	-	-	-	-	-	-	-	
	o,p'-DDE	mg/kg	0.002	-	-	-	-	-	-	-	-	
	o,p'-Methoxychlor	mg/kg	0.05	-	-	-	-	-	-	-	-	
	Parathion	mg/kg	0.005	-	-	-	-	-	-	-	-	
	Pendimethalin	mg/kg	0.01	-	-	-	-	-	-	-	-	
	Permethrin	mg/kg	0.05	-	-	-	-	-	-	-	-	
	Permethrin II	mg/kg	0.003	-	-	-	-	-	-	-	-	
	Phorate	mg/kg	0.01	-	-	-	-	-	-	-	-	
	Priniphos-methyl	mg/kg	0.002	-	-	-	-	-	-	-	-	
	Priniphos-ethyl	mg/kg	0.002	-	-	-	-	-	-	-	-	
	Prometon	mg/kg	0.05	-	-	-	-	-	-	-	-	
	Prometryn	mg/kg	0.05	-	-	-	-	-	-	-	-	
	Pronamide	mg/kg	0.002	-	-	-	-	-	-	-	-	
	Propazine	mg/kg	0.05	-	-	-	-	-	-	-	-	
	Propiconazole	mg/kg	-	-	-	-	-	-	-	-	-	
	Propoxycarbazono-sodium	mg/kg	-	-	-	-	-	-	-	-	-	
	Simazine	mg/kg	0.05	-	-	-	-	-	-	-	-	
	Terbutryn	mg/kg	0.05	-	-	-	-	-	-	-	-	
	Terbutylazine	mg/kg	0.05	-	-	-	-	-	-	-	-	
	Phoxalone	mg/kg	0.005	-	-	-	-	-	-	-	-	
	Phosphamidon	mg/kg	0.005	-	-	-	-	-	-	-	-	
	Triadimefon	mg/kg	0.002	-	-	-	-	-	-	-	-	
	Triallate	mg/kg	0.002	-	-	-	-	-	-	-	-	
	Triclopyr	mg/kg	0.1	-	-	-	-	-	-	-	-	
	Triclosan	mg/kg	-	-	-	-	-	-	-	-	-	
	Trifluralin	mg/kg	0.01	-	-	-	-	-	-	-	-	
	Tebuconazole	mg/kg	-	-	-	-	-	-	-	-	-	
	Telodrin	mg/kg	0.05	-	-	-	-	-	-	-	-	
	Triazophos	mg/kg	0.003	-	-	-	-	-	-	-	-	
SVOC TIC	SVOC TICs - Detect	Detect	-	-	-	-	-	-	-	-	-	
	Anthraquinone 9,10-	mg/kg	-	-	-	-	-	-	-	-	-	
	SVOC Tentatively Identified Compounds	mg/kg	0.1	-	-	-	-	-	-	-	-	
	Aniline	mg/kg	0.3	-	-	-	-	-	-	-	-	
VOC TIC	VOC TICs - Detect	Detect	-	-	-	-	-	-	-	-	-	
	VOC Tentatively Identified Compounds	mg/kg	0.05	-	-	-	-	-	-	-	-	
	Freon 113	mg/kg	0.005	-	-	-	-	-	-	-	-	
Other	Temperature	°C	-	-	-	-	-	-	-	-	-	
	Conductivity @ 20°C	µS/cm	14	-	-	-	-	-	-	-	-	
	% Stones <4mm	%	0	0	0	0	0	100	43.3	71.2	88.5	
	Fraction of non-crushable material	%	0	0	0	0	0	0	0	0	0	
	Moisture Content (dried @35°C)	%	-	-	-	-	-	-	-	-	-	
	Moisture Content 105C	%	0.1	30.2	26.5	36.8	19.1	15.7	35.3	18.5	21.3	
	pH (Lab)	pH Units	1	9	9.6	8.4	8.2	10.3	8.5	10.7	11.2	
	Stone Content	%	0.1	-	6.9	3.8	6.5	5.2	5.8	9.1	12.3	
	Total Organic Carbon	%	0.02	0.57	0.36	3.95	0.77	1.49	1.6	1.36	4.28	

**Env Stds Comments**  
 #1:GAC is only presented as speciated chromium. 7.7mg/kg is used for hexavalent. If hexavalent chromium (CVI) data is available, a value of 1,500mg/kg r  
 #2:C4SL for lead adopted  
 #3:GAC only presented as speciated mercury. 16mg/kg is used for elemental mercury. If the CSM indicates that elemental mercury is not a CoC and mercury  
 #4:Updated S4UL for nickel  
 #5:S4UL exceeds solubility saturation limit  
 #6:Criteria derived for Al<sup>3</sup>-C16-C35 split between Al<sup>3</sup>-C16-21 & Al<sup>3</sup>-C21-35. Requires summation of fractions to use Al<sup>3</sup>-C16-C35 criteria.  
 #7:Criteria presented is for p-xylene. A separate value is presented for o-xylene.  
 #8:S4UL based on a threshold protective of direct skin contact with phenol

**Legend**

36.2	Results exceeds GAC.
<50	Results MDL is greater than GAC.
NAD	No asbestos detected.
-	Determinand has not been tested for.

**Notes**  
 A range is given where a determinand has been analysed for by more than one method.



Chem Group	ChemName	output unit	EQL	Matrix Description											
				LQM S4UL Public Open Space (POS) Residential - 1% SOM											
				Field ID	Location Code	Sample Depth	Range	Sampled Date	Time	Time	Time	Time	Time	Time	Time
				BH07094-X-5.00-ES-191107	BH07094-X-6.00-ES-191107	BH07094-X-7.00-ES-191107	BH07094-X-8.00-ES-191107	BH07094-X-9.00-ES-191107	BH07095-X-0.10-ES-191105	BH07095-X-1.00-ES-191105	BH07095-X-10.00-ES-191111	BH07095-X-2.00-ES-191111			
				07/11/2019	07/11/2019	07/11/2019	07/11/2019	07/11/2019	05/11/2019	05/11/2019	11/11/2019	11/11/2019			
				C4SL Public Open Space (POS) Residential											
TPH	>C6-C8	mg/kg	0.02	<0.2	<0.2	<0.2	<0.2	<0.2	<0.2	<0.2	<0.2	<0.2	<0.2		
	>C6-C7	mg/kg	0.02	<0.2	<0.2	<0.2	<0.2	<0.2	<0.2	<0.2	<0.2	<0.2	<0.2		
	>C7-C8	mg/kg	0.02	<0.2	<0.2	<0.2	<0.2	<0.2	<0.2	<0.2	<0.2	<0.2	<0.2		
	>C8-C9	mg/kg	0.2	-	-	-	-	-	-	-	-	-	-		
	>C9-C10	mg/kg	0.02	<0.2	<0.2	<0.2	<0.2	<0.2	<0.2	<0.2	<0.2	<0.2	<0.2		
	>C10-C12	mg/kg	0.02	-	-	-	-	-	-	-	-	-	-		
	>C12-C16	mg/kg	2	-	-	-	-	-	-	-	-	-	-		
	>C16-C21	mg/kg	2	-	-	-	-	-	-	-	-	-	-		
	>C21-C28	mg/kg	35	-	-	-	-	-	-	-	-	-	-		
	>C21-C35	mg/kg	4.38	-	-	-	-	-	-	-	-	-	-		
	>C28-C35	mg/kg	35	-	-	-	-	-	-	-	-	-	-		
	>C31-C40	mg/kg	10	-	-	-	-	-	-	-	-	-	-		
	>C35-C40	mg/kg	35	-	-	-	-	-	-	-	-	-	-		
	GRO >C5-10	mg/kg	0.02	-	-	-	-	-	-	-	-	-	-		
	TPH >C8-C40	mg/kg	10	-	-	-	-	-	-	-	-	-	-		
	EPH >C5-40	mg/kg	35	-	-	-	-	-	-	-	-	-	-		
	EPH >C10-40	mg/kg	35	-	-	-	-	-	-	-	-	-	-		
	GRO	mg/kg	0.2	<0.2	<0.2	<0.2	<0.2	<0.2	<0.2	<0.2	<0.2	<0.2	<0.2		
	GRO >C5-12	mg/kg	0.1	-	-	-	-	-	-	-	-	-	-		
	TPH by GC/ED (AR)	mg/kg	10	-	-	-	-	-	-	-	-	-	-		
BTEX and MTBE	Benzene	mg/kg	0.001	140	72	<0.01 - 0.003	<0.01	<0.01	<0.01 - 0.001	<0.01	<0.001	<0.01	<0.01		
	Toluene	mg/kg	0.005		56000	<0.005	<0.01	<0.005	<0.01	<0.005	<0.01	<0.01	<0.01		
	Ethylbenzene	mg/kg	0.002		24000	<0.01	<0.002	<0.01	<0.01	<0.01	<0.002	<0.002	<0.002		
	Xylene (m & o)	mg/kg	0.004		41000	<0.004	<0.004	<0.004	<0.004	<0.004	<0.004	<0.004	<0.004		
	Xylene (o)	mg/kg	0.002		41000	<0.002	<0.002	<0.002	<0.002	<0.002	-	-	-		
	Xylene Total	mg/kg	0.02			<0.03	<0.03	<0.03	<0.03	<0.03	<0.03	<0.03	<0.03		
	MTBE	mg/kg	0.001			<0.001	<0.001	<0.001	<0.001	<0.001	<0.001	<0.001	<0.001		
	Total BTEX	mg/kg	0.04			-	-	-	-	-	-	-	-		
VOC	Styrene	mg/kg	0.001			-	<0.001	-	<0.001	-	<0.001	<0.001	<0.001		
	cis-1,3-dichloroethene	mg/kg	0.001			-	<0.001	-	<0.001	-	<0.001	<0.001	<0.001		
	trans-1,3-dichloroethene	mg/kg	0.001			-	<0.001	-	<0.001	-	<0.001	<0.001	<0.001		
	1,1,1,2-tetrachloroethane	mg/kg	0.001	1400		-	<0.001	-	<0.001	-	<0.001	<0.001	<0.001		
	1,1,1-trichloroethane	mg/kg	0.001	140000		-	<0.001	-	<0.001	-	<0.001	<0.001	<0.001		
	1,1,2,2-tetrachloroethane	mg/kg	0.001	1400		-	<0.001	-	<0.001	-	<0.001	<0.001	<0.001		
	1,1,2-dichloroethane	mg/kg	0.001			-	<0.001	-	<0.001	-	<0.001	<0.001	<0.001		
	1,1-dichloroethane	mg/kg	0.001			-	<0.001	-	<0.001	-	<0.001	<0.001	<0.001		
	1,1-dichloroethene	mg/kg	0.001			-	<0.001	-	<0.001	-	<0.001	<0.001	<0.001		
	1,1-dichloroethene	mg/kg	0.001			-	<0.001	-	<0.001	-	<0.001	<0.001	<0.001		
	1,2-dichloroethane	mg/kg	0.001			-	<0.001	-	<0.001	-	<0.001	<0.001	<0.001		
	1,2-dichloroethene	mg/kg	0.001			-	<0.001	-	<0.001	-	<0.001	<0.001	<0.001		
	1,2-dibromo-3-chloropropane	mg/kg	0.001			-	<0.001	-	<0.001	-	<0.001	<0.001	<0.001		
	1,2-dibromoethane	mg/kg	0.001			-	<0.001	-	<0.001	-	<0.001	<0.001	<0.001		
	1,2-dichloroethane	mg/kg	0.001	29		-	<0.001	-	<0.001	-	<0.001	<0.001	<0.001		
	1,2-dichloroethene	mg/kg	0.001			-	<0.001	-	<0.001	-	<0.001	<0.001	<0.001		
	1,3,5-trimethylbenzene	mg/kg	0.001			-	<0.001	-	<0.001	-	<0.001	<0.001	<0.001		
	1,3-dichloropropane	mg/kg	0.001			-	<0.001	-	<0.001	-	<0.001	<0.001	<0.001		
	2,2-dichloropropane	mg/kg	0.001			-	<0.001	-	<0.001	-	<0.001	<0.001	<0.001		
	2-chlorotoluene	mg/kg	0.001			-	<0.001	-	<0.001	-	<0.001	<0.001	<0.001		
	4-chlorotoluene	mg/kg	0.001			-	<0.001	-	<0.001	-	<0.001	<0.001	<0.001		
	Bromobenzene	mg/kg	0.001			-	<0.001	-	<0.001	-	<0.001	<0.001	<0.001		
	Bromochloromethane	mg/kg	0.001			-	<0.001	-	<0.001	-	<0.001	<0.001	<0.001		
	Bromodichloromethane	mg/kg	0.001			-	<0.001	-	<0.001	-	<0.001	<0.001	<0.001		
	Bromomethane	mg/kg	0.001			-	<0.001	-	<0.001	-	<0.001	<0.001	<0.001		
	Bromomethane	mg/kg	0.001			-	<0.001	-	<0.001	-	<0.001	<0.001	<0.001		
	Carbon disulfide	mg/kg	0.007	11000		-	<0.001	-	<0.001	-	<0.001	<0.001	<0.001		
	Carbon tetrachloride	mg/kg	0.001	890		-	<0.001	-	<0.001	-	<0.001	<0.001	<0.001		
	Chlorobromomethane	mg/kg	0.001			-	<0.001	-	<0.001	-	<0.001	<0.001	<0.001		
	Chloroethane	mg/kg	0.002			-	<0.002	-	<0.002	-	<0.002	<0.002	<0.002		
	Chloroform	mg/kg	0.001	2500		-	<0.001	-	<0.001	-	<0.001	<0.001	<0.001		
	Chloromethane	mg/kg	0.003			-	<0.003	-	<0.003	-	<0.003	<0.003	<0.003		
	cis-1,2-dichloroethane	mg/kg	0.005			-	<0.005	-	<0.005	-	<0.005	<0.005	<0.005		
	Dibromomethane	mg/kg	0.001			-	<0.001	-	<0.001	-	<0.001	<0.001	<0.001		
	Dichlorodifluoromethane	mg/kg	0.001			-	<0.001	-	<0.001	-	<0.001	<0.001	<0.001		
	Dichloromethane	mg/kg	0.01			-	<0.01	-	<0.01	-	<0.01	<0.01	<0.01		
	Isopropylbenzene	mg/kg	0.001			-	<0.001	-	0.002	-	<0.001	<0.001	<0.001		
	n-butylbenzene	mg/kg	0.001			-	<0.001	-	<0.001	-	<0.001	<0.001	<0.001		
	n-propylbenzene	mg/kg	0.001			-	<0.001	-	<0.001	-	<0.001	<0.001	<0.001		
	p-isocrotyltoluene	mg/kg	0.001			-	<0.001	-	0.001	-	<0.001	<0.001	<0.001		
	sec-butylbenzene	mg/kg	0.001			-	<0.001	-	0.003	-	<0.001	<0.001	<0.001		
	Trichloroethane	mg/kg	0.001	120		-	0.007	-	<0.001	-	<0.001	<0.001	<0.001		
	tert-butylbenzene	mg/kg	0.001			-	<0.001	-	<0.001	-	<0.001	<0.001	<0.001		
	Tetrachloroethane	mg/kg	0.003	1400		-	0.008	-	<0.003	-	<0.003	<0.003	<0.003		
	trans-1,2-dichloroethane	mg/kg	0.001			-	<0.001	-	<0.001	-	<0.001	<0.001	<0.001		
	Trichlorofluoromethane	mg/kg	0.001			-	<0.001	-	<0.001	-	<0.001	<0.001	<0.001		
	Vinyl chloride	mg/kg	0.001	3.5		-	<0.001	-	<0.001	-	<0.001	<0.001	<0.001		
	tert-Amyl methyl ether	mg/kg	0.01			-	-	-	-	-	-	-	-		
VOC/SVOC	1,2,3-trichlorobenzene	mg/kg	0.001	1800		-	<0.003	-	<0.003	-	<0.003	<0.003	<0.003		
	1,2,4-trichlorobenzene	mg/kg	0.003	15000		-	<0.003	-	<0.003	-	<0.003	<0.003	<0.003		
	1,2-dichlorobenzene	mg/kg	0.001	90000		-	<0.001	-	<0.001	-	<0.001	<0.001	<0.001		
	1,3,5-Trichlorobenzene	mg/kg	0.001	1700		-	<0.001	-	<0.001	-	<0.001	<0.001	<0.001		
	1,3-dichlorobenzene	mg/kg	0.001	300		-	<0.001	-	<0.001	-	<0.001	<0.001	<0.001		
	1,4-dichlorobenzene	mg/kg	0.001	17000		-	<0.001	-	<0.001	-	<0.001	<0.001	<0.001		
	Chlorobenzene	mg/kg	0.001	11000		-	<0.001	-	<0.001	-	<0.001	<0.001	<0.001		
	Hexachlorobutadiene	mg/kg	0.002	25		-	<0.002	-	<0.002	-	<0.002	<0.002	<0.002		

Chem Group	ChemName	output unit	EQL	Matrix Description	Sampled Date Time													
					07/11/2019		07/11/2019		07/11/2019		07/11/2019		07/11/2019		05/11/2019		05/11/2019	
					Field ID	Location Code	Field ID	Location Code	Field ID	Location Code	Field ID	Location Code	Field ID	Location Code	Field ID	Location Code	Field ID	Location Code
				C4SL Public Open Space (POS) Residential	BH07094-X-5.00-ES-191107	BH07094-X-6.00-ES-191107	BH07094-X-7.00-ES-191107	BH07094-X-8.00-ES-191107	BH07094-X-9.00-ES-191107	BH07094-X-10.ES-191105	BH07095-X-1.00-ES-191105	BH07095-X-10.00-ES-191111	BH07095-X-2.00-ES-191111					
				LQM S4UL Public Open Space (POS) Residential - 1% SOM	BH07094	BH07094	BH07094	BH07094	BH07094	BH07095	BH07095	BH07095	BH07095					
					5	6	7	8	9	0.1	1	10	2					
					07/11/2019	07/11/2019	07/11/2019	07/11/2019	07/11/2019	05/11/2019	05/11/2019	11/11/2019	11/11/2019					
SVOC	Benzyl alcohol	mg/kg	0.5		-	<0.5	-	-	-	<0.5	-	<2.5	<0.5	<0.5				
	Diphenyl ether	mg/kg	0.1		-	<0.1	-	-	-	<0.1	-	<0.5	<0.1	<0.1				
	4-bromophenyl phenyl ether	mg/kg	0.1		-	<0.1	-	-	-	<0.1	-	<0.5	<0.1	<0.1				
	4-nitroaniline	mg/kg	0.1		-	<0.6	-	-	-	<0.6	-	<2.5	<0.6	<0.6				
	4-nitrophenol	mg/kg	0.1		-	<0.5	-	-	-	<0.5	-	<2.5	<0.5	<0.5				
	1,1-Biophenyl	mg/kg	0.1		-	<0.1	-	-	-	<0.1	-	<0.5	<0.1	<0.1				
	1,2,3,4-tetrachlorobenzene	mg/kg	0.001	830	-	-	-	-	-	-	-	-	-	-				
	1-Methylnaphthalene	mg/kg	0.1		-	<0.1	-	-	-	<0.1	-	<0.5	<0.1	<0.1				
	2,4,5-trichlorophenol	mg/kg	0.1		-	<0.1	-	-	-	<0.1	-	<0.5	<0.1	<0.1				
	2,4,6-trichlorophenol	mg/kg	0.1		-	<0.1	-	-	-	<0.1	-	<0.5	<0.1	<0.1				
	2,4-dichlorophenol	mg/kg	0.1		-	<0.1	-	-	-	<0.1	-	<0.5	<0.1	<0.1				
	2,4-dimethylphenol	mg/kg	0.1		-	<0.1	-	-	-	<0.1	-	<0.5	<0.1	<0.1				
	2,4-dinitrophenol	mg/kg	0.5		-	<0.5	-	-	-	<0.5	-	<2.5	<0.5	<0.5				
	2,4-dinitrotoluene	mg/kg	0.1		-	<0.2	-	-	-	<0.2	-	<1	<0.2	<0.2				
	2,6-dinitrotoluene	mg/kg	0.1		-	<0.5	-	-	-	<0.5	-	<2.5	<0.5	<0.5				
	2-chloronaphthalene	mg/kg	0.1		-	<0.1	-	-	-	<0.1	-	<0.5	<0.1	<0.1				
	2-chlorophenol	mg/kg	0.1		-	<0.1	-	-	-	<0.1	-	<0.5	<0.1	<0.1				
	2-methylnaphthalene	mg/kg	0.1		-	<0.1	-	-	-	<0.1	-	<0.5	<0.1	<0.1				
	2-methylphenol	mg/kg	0.1		-	<0.1	-	-	-	<0.1	-	<0.5	<0.1	<0.1				
	2-nitroaniline	mg/kg	0.1		-	<0.5	-	-	-	<0.5	-	<2.5	<0.5	<0.5				
	2-nitrophenol	mg/kg	0.1		-	<0.1	-	-	-	<0.1	-	<0.5	<0.1	<0.1				
	3-nitroaniline	mg/kg	0.1		-	<14.5	-	-	-	<14.5	-	<72.5	<14.5	<14.5				
	4,6-Dinitro-2-methylphenol	mg/kg	0.2		-	<0.2	-	-	-	<0.2	-	<1	<0.2	<0.2				
	4-chloro-3-methylphenol	mg/kg	0.1		-	<0.1	-	-	-	<0.1	-	<0.5	<0.1	<0.1				
	4-chloroaniline	mg/kg	0.1		-	<0.5	-	-	-	<0.5	-	<2.5	<0.5	<0.5				
	4-chlorophenol	mg/kg	0.5	620	-	<0.5	-	-	-	<0.5	-	<2.5	<0.5	<0.5				
	4-chlorophenyl phenyl ether	mg/kg	0.1		-	<0.1	-	-	-	<0.1	-	<0.5	<0.1	<0.1				
	4-methylphenol	mg/kg	0.1		-	<0.1	-	-	-	<0.1	-	<0.5	<0.1	<0.1				
	Azobenzene	mg/kg	0.1		-	<0.3	-	-	-	<0.3	-	<1.5	<0.3	<0.3				
	Benzoic Acid	mg/kg	0.5		-	<0.5	-	-	-	<0.5	-	<2.5	<0.5	<0.5				
	Bis(2-chlorophenyl) methane	mg/kg	0.1		-	<0.1	-	-	-	<0.1	-	<0.5	<0.1	<0.1				
	Bis(2-chloroethyl) ether	mg/kg	0.1		-	<0.1	-	-	-	<0.1	-	<0.5	<0.1	<0.1				
	Bis(2-chloroisopropyl) ether	mg/kg	0.1		-	<0.5	-	-	-	<0.5	-	<2.5	<0.5	<0.5				
	Bis(2-ethylhexyl) phthalate	mg/kg	0.1		-	<0.2	-	-	-	<0.2	-	<1	<0.2	<0.2				
	Butyl benzyl phthalate	mg/kg	0.1		-	<0.2	-	-	-	<0.2	-	<1	<0.2	<0.2				
	Carbazole	mg/kg	0.1		-	<0.3	-	-	-	<0.3	-	<1.5	<0.3	<0.3				
	Dibenzofuran	mg/kg	0.1		-	<0.1	-	-	-	<0.1	-	<0.5	<0.1	<0.1				
	Diethylphthalate	mg/kg	0.1		-	<0.1	-	-	-	<0.1	-	<0.5	<0.1	<0.1				
	Dimethyl phthalate	mg/kg	0.1		-	<0.1	-	-	-	<0.1	-	<0.5	<0.1	<0.1				
	Di-n-butyl phthalate	mg/kg	0.1		-	<0.1	-	-	-	<0.1	-	<0.5	<0.1	<0.1				
	Di-n-octyl phthalate	mg/kg	0.1		-	<0.2	-	-	-	<0.2	-	<1	<0.2	<0.2				
	Hexachlorobenzene	mg/kg	0.002	16	-	<0.1	-	-	-	<0.1	-	<0.5	<0.1	<0.1				
	Hexachlorocyclopentadiene	mg/kg	0.1		-	<0.1	-	-	-	<0.1	-	<0.5	<0.1	<0.1				
	Hexachloroethane	mg/kg	0.1		-	<0.1	-	-	-	<0.1	-	<0.5	<0.1	<0.1				
	Isophorone	mg/kg	0.1		-	<0.1	-	-	-	<0.1	-	<0.5	<0.1	<0.1				
	Nitrobenzene	mg/kg	0.1		-	<0.5	-	-	-	<0.5	-	<2.5	<0.5	<0.5				
	N-nitrosodipropylamine	mg/kg	0.1		-	<0.9	-	-	-	<0.9	-	<4.5	<0.9	<0.9				
	n-Nitrosodiphenylamine	mg/kg	0.1		-	<0.1	-	-	-	<0.1	-	<0.5	<0.1	<0.1				
	Pentachlorobenzene	mg/kg	0.001	100	-	-	-	-	-	-	-	-	-	-				
	Pentachloronitrobenzene	mg/kg	0.05		-	-	-	-	-	-	-	-	-	-				
	Pentachlorophenol	mg/kg	0.1	60	-	<0.5	-	-	-	<0.5	-	<2.5	<0.5	<0.5				
PCB	PCB-110	mg/kg			-	-	-	-	-	-	-	-	-	-				
	PCB-128	mg/kg			-	-	-	-	-	-	-	-	-	-				
	PCB-141	mg/kg			-	-	-	-	-	-	-	-	-	-				
	PCB-149	mg/kg			-	-	-	-	-	-	-	-	-	-				
	PCB-151	mg/kg			-	-	-	-	-	-	-	-	-	-				
	PCB-158	mg/kg			-	-	-	-	-	-	-	-	-	-				
	PCB-170	mg/kg			-	-	-	-	-	-	-	-	-	-				
	PCB-18	mg/kg			-	-	-	-	-	-	-	-	-	-				
	PCB-183	mg/kg			-	-	-	-	-	-	-	-	-	-				
	PCB-187	mg/kg			-	-	-	-	-	-	-	-	-	-				
	PCB-194	mg/kg			-	-	-	-	-	-	-	-	-	-				
	PCB-31	mg/kg			-	-	-	-	-	-	-	-	-	-				
	PCB-44	mg/kg			-	-	-	-	-	-	-	-	-	-				
	PCB-49	mg/kg			-	-	-	-	-	-	-	-	-	-				
	2,2,4-tetrachloro-1,1-Biphenyl	mg/kg			-	-	-	-	-	-	-	-	-	-				
	2,3,4,4-tetrachloro-1,1-Biphenyl	mg/kg			-	-	-	-	-	-	-	-	-	-				
	Heptachlorobiphenyl, 2,3,3,4,4,5,5- (PCB 189)	mg/kg	0.003		<0.005	<0.005	<0.005	<0.005	<0.005	<0.005	-	<0.005	<0.005	<0.005				
	Hexachlorobiphenyl, 2,3,3,4,4,5- (PCB 156)	mg/kg	0.003		<0.005	<0.005	<0.005	<0.005	<0.005	<0.005	-	<0.005	<0.005	<0.005				
	Hexachlorobiphenyl, 2,3,3,4,4,5- (PCB 157)	mg/kg	0.003		<0.005	<0.005	<0.005	<0.005	<0.005	<0.005	-	<0.005	<0.005	<0.005				
	Hexachlorobiphenyl, 2,3,4,4,5,5- (PCB 167)	mg/kg	0.003		<0.005	<0.005	<0.005	<0.005	<0.005	<0.005	-	<0.005	<0.005	<0.005				
	Hexachlorobiphenyl, 3,3,4,4,5,5- (PCB 169)	mg/kg	0.003		<0.005	<0.005	<0.005	<0.005	<0.005	<0.005	-	<0.005	<0.005	<0.005				
	PCB 101	mg/kg	0.003		<0.005	<0.005	0.00626	<0.005	0.078	<0.005	-	<0.005	<0.005	<0.005				
	PCB 118	mg/kg	0.003		<0.005	<0.005	<0.005	<0.005	0.0153	<0.005	-	<0.005	<0.005	<0.005				
	PCB 138	mg/kg	0.003		<0.005	<0.005	<0.005	<0.005	0.0442	<0.005	-	<0.005	<0.005	<0.005				
	PCB 153	mg/kg	0.003		<0.005	<0.005	0.00684	<0.005	<0.005	<0.005	-	<0.005	<0.005	<0.005				
	PCB 180	mg/kg	0.003		<0.005	<0.005	0.00661	<0.005	<0.005	<0.005	-	<0.005	<0.005	<0.005				
	PCB 28	mg/kg	0.003		<0.005	<0.005	<0.005	<0.005	0.0109	<0.005	-	<0.005	<0.005	<0.005				
	PCB 52	mg/kg	0.003		<0.005	<0.005	<0.005	0.00826	0.0294	<0.005	-	<0.005	<0.005	<0.005				
	Pentachlorobiphenyl, 2,3,3,4,4- (PCB 105)	mg/kg	0.003		<0.005	<0.005	<0.005	<0.005	<0.005	<0.005	-	<0.005	<0.005	<0.005				
	Pentachlorobiphenyl, 2,3,3,4,4,5- (PCB 114)	mg/kg	0.003		<0.005	<0.005	<0.005	<0.005	<0.005	<0.005	-	<0.005	<0.005	<0.005				
	Pentachlorobiphenyl, 2,3,4,4,5- (PCB 123)	mg/kg	0.003		<0.005	<0.005	<0.005	<0.005	<0.005	<0.005	-	<0.005	<0.005	<0.005				
	Pentachlorobiphenyl, 3,3,4,4,5- (PCB 126)	mg/kg	0.003		<0.005													





		Field ID	BH07094-X-5.00-ES-191107	BH07094-X-6.00-ES-191107	BH07094-X-7.00-ES-191107	BH07094-X-8.00-ES-191107	BH07094-X-9.00-ES-191107	BH07095-X-0.10-ES-191105	BH07095-X-1.00-ES-191105	BH07095-X-10.00-ES-191111	BH07095-X-2.00-ES-191111	
		Location Code	BH07094	BH07094	BH07094	BH07094	BH07094	BH07095	BH07095	BH07095	BH07095	
		Sample Depth Range	5	6	7	8	9	0.1	1	10	2	
		Sample Date	07/11/2019	07/11/2019	07/11/2019	07/11/2019	07/11/2019	05/11/2019	05/11/2019	11/11/2019	11/11/2019	
		Matrix Description	LQM S4UL Public Open Space (POS) Residential - 1% SOM									
		C4SL Public Open Space (POS) Residential										
Chem Group	ChemName	output unit	EQL									
	g-BHC (Lindane)	mg/kg	0.001	-	-	-	-	-	-	-	-	
	Heptachlor	mg/kg	0.003	-	-	-	-	-	-	-	-	
	Isodrin	mg/kg	0.002	-	-	-	-	-	-	-	-	
	Isoproturon	mg/kg	-	-	-	-	-	-	-	-	-	
	Linuron	mg/kg	-	-	-	-	-	-	-	-	-	
	Malathion	mg/kg	0.002	-	-	-	-	-	-	-	-	
	2-Methyl-4-chlorophenoxyacetic acid	mg/kg	-	-	-	-	-	-	-	-	-	
	2-Methyl-4-Chlorophenoxy Butanoic Acid	mg/kg	-	-	-	-	-	-	-	-	-	
	Meconop	mg/kg	-	-	-	-	-	-	-	-	-	
	Methoxychlor	mg/kg	0.005	-	-	-	-	-	-	-	-	
	Methyl carathion	mg/kg	0.01	-	-	-	-	-	-	-	-	
	Mevinthos (Phosdrin)	mg/kg	0.002	-	-	-	-	-	-	-	-	
	o,p-DDD	mg/kg	0.005	-	-	-	-	-	-	-	-	
	o,p'-DDE	mg/kg	0.002	-	-	-	-	-	-	-	-	
	o,p'-Methoxychlor	mg/kg	0.05	-	-	-	-	-	-	-	-	
	Parathion	mg/kg	0.005	-	-	-	-	-	-	-	-	
	Pendimethalin	mg/kg	0.01	-	-	-	-	-	-	-	-	
	Permethrin	mg/kg	0.05	-	-	-	-	-	-	-	-	
	Permethrin II	mg/kg	0.003	-	-	-	-	-	-	-	-	
	Phorate	mg/kg	0.01	-	-	-	-	-	-	-	-	
	Priniphos-methyl	mg/kg	0.002	-	-	-	-	-	-	-	-	
	Priniphos-ethyl	mg/kg	0.002	-	-	-	-	-	-	-	-	
	Prometon	mg/kg	0.05	-	-	-	-	-	-	-	-	
	Prometryn	mg/kg	0.05	-	-	-	-	-	-	-	-	
	Pronamide	mg/kg	0.002	-	-	-	-	-	-	-	-	
	Propazine	mg/kg	0.05	-	-	-	-	-	-	-	-	
	Propiconazole	mg/kg	-	-	-	-	-	-	-	-	-	
	Propoxycarbazone-sodium	mg/kg	-	-	-	-	-	-	-	-	-	
	Simazine	mg/kg	0.05	-	-	-	-	-	-	-	-	
	Terbutryn	mg/kg	0.05	-	-	-	-	-	-	-	-	
	Terbutylazine	mg/kg	0.05	-	-	-	-	-	-	-	-	
	Phoxalone	mg/kg	0.005	-	-	-	-	-	-	-	-	
	Phosphamidon	mg/kg	0.005	-	-	-	-	-	-	-	-	
	Triadimefon	mg/kg	0.002	-	-	-	-	-	-	-	-	
	Triallate	mg/kg	0.002	-	-	-	-	-	-	-	-	
	Triclopyr	mg/kg	0.1	-	-	-	-	-	-	-	-	
	Tricosan	mg/kg	-	-	-	-	-	-	-	-	-	
	Trifluralin	mg/kg	0.01	-	-	-	-	-	-	-	-	
	Tebuconazole	mg/kg	-	-	-	-	-	-	-	-	-	
	Telodrin	mg/kg	0.05	-	-	-	-	-	-	-	-	
	Triazophos	mg/kg	0.003	-	-	-	-	-	-	-	-	
SVOC TIC	SVOC TICs - Detect	Detect	-	-	-	-	-	-	-	-	-	
	Anthraquinone 9,10-	mg/kg	-	-	-	-	-	-	-	-	-	
	SVOC Tentatively Identified Compounds	mg/kg	0.1	-	-	-	-	-	-	-	-	
	Aniline	mg/kg	0.3	-	-	-	-	-	-	-	-	
VOC TIC	VOC TICs - Detect	Detect	-	-	-	-	-	-	-	-	-	
	VOC Tentatively Identified Compounds	mg/kg	0.05	-	-	-	-	-	-	-	-	
	Freon 113	mg/kg	0.005	-	-	-	-	-	-	-	-	
Other	Temperature	°C	-	<0.005	-	-	<0.005	-	-	-	-	
	Conductivity @ 20°C	µS/cm	14	-	-	-	-	-	-	-	-	
	% Stones <4mm	%	-	100	100	100	100	100	0	0	0	
	Fraction of non-crushable material	%	-	0	0	0	0	0	0	0	0	
	Moisture Content (dried @35°C)	%	-	-	-	-	-	-	-	-	-	
	Moisture Content 105C	%	0.1	17.4	32	40.9	42	41.1	18.8	13.7	42.4	
	pH (Lab)	pH Units	1	10.3	7.5	8.1	7.9	8.5	8.6	9.5	8.2	
	Stone Content	%	0.1	20.5	5.9	5.2	6.5	0	9	11.6	0	
	Total Organic Carbon	%	0.02	0.87	7.5	13.5	16.8	16.7	1.35	1.13	1.78	

**Env Stds Comments**  
 #1:GAC is only presented as speciated chromium. 7.7mg/kg is used for hexavalent. If hexavalent chromium (CVI) data is available, a value of 1,500mg/kg r  
 #2:C4SL for lead adopted  
 #3:GAC only presented as speciated mercury. 16mg/kg is used for elemental mercury. If the CSM indicates that elemental mercury is not a CoC and mercury  
 #4:Updated S4UL for nickel  
 #5:S4UL exceeds solubility saturation limit  
 #6:Criteria derived for Al<sup>3</sup>-C16-C35 split between Al<sup>3</sup>-C16-21 & Al<sup>3</sup>-C21-35. Requires summation of fractions to use Al<sup>3</sup>-C16-C35 criteria.  
 #7:Criteria presented is for p-xylene. A separate value is presented for o-xylene.  
 #8:S4UL based on a threshold protective of direct skin contact with phenol

**Legend**

38.2	Results exceeds GAC.
<50	Results MDL is greater than GAC.
NAD	No asbestos detected.
-	Determinand has not been tested for.

**Notes**  
 A range is given where a determinand has been analysed for by more than one method.

Chem Group	ChemName	output unit	EQL	C4SL Public Open Space (POS) Residential	Matrix Description									
					LQM S4UL Public Open Space (POS) Residential - 1% SOM									
					Field ID	Location Code	Sample Depth	Range	Sampled Date	Time	Field ID	Location Code	Sample Depth	Range
					BH07095-X-3.00-ES-191111	BH07095-X-4.00-ES-191111	BH07095-X-5.00-ES-191111	BH07095-X-6.00-ES-191111	BH07095-X-8.00-ES-191111	BH07095-X-9.00-ES-191111	BH07096-X-10.00-ES-20191113	BH07096-X-2.00-ES-20191113	BH07096-X-3.00-ES-20191113	
					BH07095	BH07095	BH07095	BH07095	BH07095	BH07095	BH07095	BH07096	BH07096	
					3	4	5	6	8	9	10	2	3	
					11/11/2019	11/11/2019	11/11/2019	11/11/2019	11/11/2019	11/11/2019	13/11/2019	13/11/2019	13/11/2019	
Anthrax	Detection of Anthrax (Bacillus Anthracis)	Not Isolated	-	-	-	-	-	-	-	-	-	-	-	
Metals	Antimony	mg/kg	0.1	3.8	2.5	15.4	12.8	0.5	0.59	-	2.6	4.9	4.9	
	Arsenic	mg/kg	0.3	79	7.3	8.9	22.6	21.5	11	11.9	17.6	9.2	9.6	
	Boron	mg/kg	0.5	21000	1.9	1.9	1.7	8.4	12.8	15.8	2.8	2.3	1.8	
	Cadmium	mg/kg	0.02	220	0.23	0.26	0.45	2.67	0.22	0.29	0.18	0.32	0.3	
	Chromium (hexavalent)	mg/kg	0.1	21	7.7	<0.1	<0.1	<0.1	<0.1	<0.1	<0.1	<0.1	<0.1	
	Chromium	mg/kg	0.5	21	21.2	17.4	27.6	40.6	42	49.8	44.4	23	24.7	
	Cobalt	mg/kg	0.1	-	-	-	-	-	-	-	-	-	-	
	Copper	mg/kg	0.5	12000	140.8	47.1	69.5	608.2	19.3	19.9	16.8	45.9	79.1	
	Lead	mg/kg	0.5	630	123	147.8	1062	717.9	26.4	35.6	25.4	109.5	149.3	
	Mercury	mg/kg	0.1	-	0.2	0.28	0.39	1.85	<0.1	<0.1	0.2	0.5	0.34	
	Molybdenum	mg/kg	0.1	-	0.9	0.9	1.8	6.2	0.9	0.9	1.3	1.1	1.1	
	Nickel	mg/kg	0.2	23000	19.2	15.8	25.2	60.9	33.6	30.9	37.1	20	18.9	
	Selenium	mg/kg	0.5	1100	0.5	<0.5	<0.5	0.9	<0.5	<0.5	<0.5	<0.5	<0.5	
	Vanadium	mg/kg	0.2	2000	30	28.9	35.2	50	69.2	83.8	38	41.9	41.9	
	Zinc	mg/kg	1.0	81000	109.6	103.1	142.9	385.1	93.4	108.3	91.9	118.3	130.2	
Asbestos	Anthophyllite	Detect	-	-	-	-	-	-	-	-	-	-	-	
	Asbestos Containing Material	Detect	-	-	-	-	-	-	-	-	-	-	-	
	Asbestos Analysis Comments	-	-	-	-	-	-	-	-	-	-	-	-	
	Asbestos PCOM Quantification	%	0.001	-	-	-	-	-	-	-	-	-	-	
	Asbestos Quantification Total	%	0.001	-	-	-	-	-	-	-	-	-	-	
	Asbestos: Actinolite	Detect	-	-	-	-	-	-	-	-	-	-	-	
	Additional Asbestos Components (Using TM048)	Comment	-	-	-	-	-	-	-	-	-	-	-	
	Crocidolite Asbestos	Detect	-	-	-	-	-	-	-	-	-	-	-	
	Asbestos Gravimetric Quantification	%	0.001	-	-	-	-	-	-	-	-	-	-	
	Asbestos ID (Stage 1)	Detect	-	NAD	NAD	NAD	NAD	NAD	NAD	NAD	NAD	NAD	NAD	
	Chrysotile Asbestos	Detect	-	-	-	-	-	-	-	-	-	-	-	
	Amosite Asbestos	Detect	-	-	-	-	-	-	-	-	-	-	-	
	Non-Asbestos Fibre	Detect	-	-	-	-	-	-	-	-	-	-	-	
	Tremolite	Detect	-	-	-	-	-	-	-	-	-	-	-	
Inorganics	Ammoniacal Nitrogen as N	mg/kg	12	-	-	-	-	-	-	-	-	-	-	
	Cyanide (Free)	mg/kg	0.5	<0.5	<0.5	<0.5	<0.5	<0.5	<0.5	<0.5	<0.5	<0.5	<0.5	
	Cyanide Total	mg/kg	0.5	<0.5	<0.5	<0.5	<0.5	<0.5	<0.5	<0.5	<0.5	<0.5	<0.5	
	Cyanides-complex	mg/kg	1	-	-	-	-	-	-	-	-	-	-	
	Phosphates	mg/kg	4	-	-	-	-	-	-	-	-	-	-	
PAH	Coronene	mg/kg	0.3	<0.3	<0.3	<0.3	<0.3	<0.3	<0.3	<0.3	<0.3	<0.3	<0.3	
	Naphthalene	mg/kg	0.005	4900	<0.02	<0.1 - 0.15	0.082 - 1.79	<0.08 - 0.008	<0.02	<0.02	<0.08	0.08	1.32	
	Acenaphthene	mg/kg	0.008	15000	<0.08	0.279 - 0.73	0.44 - 1.65	<0.08	<0.08	<0.08	<0.08	0.08	1.19	
	Acenaphthylene	mg/kg	0.012	19000	<0.08	<0.08	<0.1 - 0.15	<0.08	<0.08	<0.08	<0.08	0.18	0.19	
	Fluoranthene	mg/kg	0.017	3100	0.466 - 2.36	0.669 - 2.52	6.75 - 11.7	<0.2 - 0.92	<0.08	<0.08	<0.08	2.9	7.43	
	Anthracene	mg/kg	0.016	74000	<0.1 - 0.3	0.185 - 0.63	2.52 - 2.84	<0.1 - 0.39	<0.08	<0.08	<0.08	0.39	2.21	
	Phenanthrene	mg/kg	0.015	3100	0.141 - 0.91	0.971 - 2.75	7.82 - 9.13	<0.1 - 0.95	<0.08	<0.08	<0.08	1.04	7.25	
	Fluorene	mg/kg	0.01	9900	<0.08	<0.2 - 0.3	0.34 - 2.26	<0.08	<0.08	<0.08	<0.08	0.25	0.32	
	Chrysene	mg/kg	0.01	57	0.271 - 1.22	0.234 - 0.93	1.91 - 3.31	<0.1 - 0.5	<0.08	<0.08	<0.08	1.49	2.66	
	Pyrene	mg/kg	0.015	7400	0.449 - 2.02	0.57 - 1.86	5.28 - 8.89	<0.2 - 0.72	<0.08	<0.08	<0.08	3.03	5.95	
	Benzofluoranthene	mg/kg	0.014	29	0.274 - 1.15	0.24 - 0.92	2.35 - 4.16	<0.2 - 0.44	<0.08	<0.08	<0.08	1.85	3.1	
	Benzokjfluoranthene	mg/kg	0.015	71	0.363 - 1.47	0.317 - 1.02	2.63 - 3.96	<0.2 - 0.53	<0.08	<0.08	<0.08	2.22	3.11	
	Benzofluoranthene	mg/kg	0.014	190	<0.2 - 0.62	<0.2 - 0.45	1.21 - 1.41	<0.2 - 0.23	<0.08	<0.08	<0.08	0.9	1.25	
	Benzofluoranthene	mg/kg	0.015	5.7	0.273 - 1.22	0.247 - 0.98	1.91 - 3.34	<0.2 - 0.45	<0.08	<0.08	<0.08	2.04	2.91	
	Dibenz(a,h)anthracene	mg/kg	0.023	0.57	<0.5 - 0.14	<0.5 - 0.09	<0.5 - 0.27	<0.08	<0.08	<0.08	<0.08	0.25	0.32	
	Benzofluoranthene	mg/kg	0.024	640	<0.5 - 0.57	<0.5 - 0.39	0.529 - 1.15	<0.5 - 0.23	<0.08	<0.08	<0.08	1.06	1.36	
	Indeno(1,2,3-c,d)pyrene	mg/kg	0.018	82	<0.5 - 0.8	0.662 - 1.7	<0.5 - 0.31	<0.08	<0.08	<0.08	<0.08	1.23	1.58	
	PAH 16 Total	mg/kg	0.118	-	<13.1	<14.2	51.4	<5.66	<1.28	<1.28	<1.28	<1.9	43.3	
TPH CWG	>C6-Aliphatics	mg/kg	0.01	600000	<0.2	<0.2	<0.2	<0.2	<0.2	<0.2	<0.2	<0.2	<0.2	
	>C6-C7 Aliphatics	mg/kg	0.2	600000	<0.2	<0.2	<0.2	<0.2	<0.2	<0.2	<0.2	<0.2	<0.2	
	>C6-C8 Aliphatics	mg/kg	0.01	600000	<0.2	<0.2	<0.2	<0.2	<0.2	<0.2	<0.2	<0.2	<0.2	
	>C10-C44 Aliphatics	mg/kg	5	-	-	-	-	-	-	-	-	-	-	
	>C7-C8 Aliphatics	mg/kg	0.2	-	<0.2	<0.2	<0.2	<0.2	<0.2	<0.2	<0.2	<0.2	<0.2	
	>C10-C44 Aliphatics/Aromatics	mg/kg	10	-	-	-	-	-	-	-	-	-	-	
	>C8-C10 Aliphatics	mg/kg	0.01	13000	<0.2	<0.2	<0.2	<0.2	<0.2	<0.2	<0.2	<0.2	<0.2	
	>C10-C12 Aliphatics	mg/kg	0.01	13000	<4	<4	<4	<4	<4	<4	<4	<4	<4	
	>C12-C16 Aliphatics	mg/kg	0.1	19000	<4	4.46	<4	<4	<4	<4	<4	5.68	6.99	
	>C16-C21 Aliphatics	mg/kg	0.1	125000	4.21	9.38	7	4.28	<4	<4	<4	12.3	11.9	
	>C21-C35 Aliphatics	mg/kg	0.1	125000	19.1	52.2	33.5	32.3	14.4	<8.76	<4	53.3	59.2	
	>C35-C44 Aliphatics	mg/kg	0.1	250000	-	-	-	-	-	-	-	-	-	
	>C5-C10 Aliphatics	mg/kg	0.05	-	-	-	-	-	-	-	-	-	-	
	>C8-C40 Aliphatics	mg/kg	20	30.4	75	50.1	43.1	24.4	<20	<20	<20	89.3	95.8	
	Total Aliphatics >C12-C44	mg/kg	0.1	-	-	-	-	-	-	-	-	-	-	
	>EC5-EC10 Aromatics	mg/kg	0.05	-	-	-	-	-	-	-	-	-	-	
	>EC5-EC7 Aromatics	mg/kg	0.01	56000	<0.01	<0.01	<0.01	<0.01	<0.01	<0.01	<0.01	<0.01	<0.01	
	>EC6-EC7 Aromatics	mg/kg	0.01	-	-	-	-	-	-	-	-	-	-	
	>EC7-EC8 Aromatics	mg/kg	0.01	56000	<0.01	<0.01	<0.01	<0.01	<0.01	<0.01	<0.01	<0.01	0.018	
	>EC8-EC10 Aromatics	mg/kg	0.01	5000	<4	<4	<4	<4	<4	<4	<4	<4	<4	
	>EC10-EC12 Aromatics	mg/kg	0.01	5000	<4	<4	<4	<4	<4	<4	<4	<4	<4	
	>EC8-EC40 Aromatics	mg/kg	20	89	81.2	188	47.4	22.2	<20	<20	<20	176	270	
	>EC10-EC44 Aromatics	mg/kg	5	-	-	-	-	-	-	-	-	-	-	
	>EC12-EC16 Aromatics	mg/kg	0.1	5100	<4	<4	<4	<4	<4	<4	<4	<4	11.7	
	>EC16-EC21 Aromatics	mg/kg	0.1	3800	6.44	10.9	43.1	5.3	<4	<4	<4	14.8	43.6	
	>EC21-EC35 Aromatics	mg/kg	0.1	3800	64.8	56.5	122	35.1	16.5	8.92	<4	111	159	
	>EC35-EC44 Aromatics	mg/kg	0.1	3900	-	-	-	-	-	-	-	-	-	
	>EC40-EC44 Aromatics	mg/kg	0.1	-	-	-	-	-	-	-	-	-	-	
	>EC12-EC44 Aromatics	mg/kg	0.1	-	-	-	-	-	-	-	-	-	-	
	TPH Aliphatics & Aromatics >C5-44	mg/kg	0.1	-	-	-	-	-	-	-	-	-	-	

		Field ID	BH07095-X-3.00-ES-191111	BH07095-X-4.00-ES-191111	BH07095-X-5.00-ES-191111	BH07095-X-6.00-ES-191111	BH07095-X-8.00-ES-191111	BH07095-X-9.00-ES-191111	BH07095-X-10.00-ES-20191113	BH07095-X-2.00-ES-20191113	BH07095-X-3.00-ES-20191113	
		Location Code	BH07095	BH07095	BH07095	BH07095	BH07095	BH07095	BH07095	BH07095	BH07095	
		Sample Depth Range	3	4	5	6	8	9	10	2	3	
		Sample Date	11/11/2019	11/11/2019	11/11/2019	11/11/2019	11/11/2019	11/11/2019	11/11/2019	13/11/2019	13/11/2019	
		Matrix Description	LQM S4UL Public Open Space (POS) Residential - 1% SOM									
		C4SL Public Open Space (POS) Residential										
Chem Group	ChemName	output unit	EQ1									
TPH	>C6-C8	mg/kg	0.02	<0.2	<0.2	<0.2	<0.2	<0.2	<0.2	-	<0.2	
	>C6-C7	mg/kg	0.02	<0.2	<0.2	<0.2	<0.2	<0.2	<0.2	-	<0.2	
	>C7-C8	mg/kg	0.02	<0.2	<0.2	<0.2	<0.2	<0.2	<0.2	-	<0.2	
	>C6-C9	mg/kg	0.2	-	-	-	-	-	-	-	-	
	>C8-C10	mg/kg	0.02	<0.2	<0.2	<0.2	<0.2	<0.2	<0.2	<0.2	<0.2	
	>C10-C12	mg/kg	0.02	-	-	-	-	-	-	-	<0.2	
	>C12-C16	mg/kg	2	-	-	-	-	-	-	6.54	-	
	>C16-C21	mg/kg	2	-	-	-	-	-	-	19	-	
	>C21-C28	mg/kg	35	-	-	-	-	-	-	-	-	
	>C21-C35	mg/kg	4.38	-	-	-	-	-	-	92.1	-	
	>C28-C35	mg/kg	35	-	-	-	-	-	-	-	-	
	>C31-C40	mg/kg	10	-	-	-	-	-	-	-	-	
	>C35-C40	mg/kg	35	-	-	-	-	-	-	92.2	-	
	GRO >C5-10	mg/kg	0.02	-	-	-	-	-	-	-	-	
	TPH >C8-C40	mg/kg	10	-	-	-	-	-	-	<112.4	-	
	EPH >C5-40	mg/kg	35	-	-	-	-	-	-	-	-	
	EPH >C10-40	mg/kg	35	-	-	-	-	-	-	-	-	
	GRO	mg/kg	0.2	<0.2	<0.2	<0.2	<0.2	<0.2	<0.2	<0.2	<0.2	<0.2
	TPH by GC/ED (AR)	mg/kg	10	-	-	-	-	-	-	-	113	-
	BTEX and MTBE	Benzene	mg/kg	0.001	140	72	<0.01	<0.01	<0.01	<0.01	<0.01	-
Toluene		mg/kg	0.005		56000	<0.01	<0.01	<0.01	<0.01	<0.01	-	
Ethylbenzene		mg/kg	0.002		24000	<0.002	<0.002	<0.002	<0.002	<0.002	-	
Xylene (m & o)		mg/kg	0.004		41000	-	-	-	-	-	-	
Xylene (p)		mg/kg	0.002		-	-	-	-	-	-	-	
Xylene Total		mg/kg	0.02		<0.03	<0.03	<0.03	<0.03	<0.03	<0.03	-	
MTBE		mg/kg	0.001		<0.001	<0.001	<0.001	<0.001	<0.001	<0.001	-	
Total BTEX	mg/kg	0.04		-	-	-	-	-	-	-		
VOC	Styrene	mg/kg	0.001			<0.001	0.001	0.001	<0.001	<0.001	<0.001	
	cis-1,3-dichlorocyclohexane	mg/kg	0.001			<0.001	<0.001	<0.001	<0.001	<0.001	<0.001	
	trans-1,3-dichlorocyclohexane	mg/kg	0.001			<0.001	<0.001	<0.001	<0.001	<0.001	<0.001	
	1,1,2-trichloroethane	mg/kg	0.001	1400		<0.001	<0.001	<0.001	<0.001	<0.001	<0.001	
	1,1,1-trichloroethane	mg/kg	0.001	140000		<0.001	<0.001	<0.001	<0.001	<0.001	<0.001	
	1,1,2,2-tetrachloroethane	mg/kg	0.001	1400		<0.001	<0.001	<0.001	<0.001	<0.001	<0.001	
	1,1,2-dichloroethane	mg/kg	0.001			<0.001	<0.001	<0.001	<0.001	<0.001	<0.001	
	1,1-dichloroethane	mg/kg	0.001			<0.001	<0.001	<0.001	<0.001	<0.001	<0.001	
	1,1-dichloroethene	mg/kg	0.001			<0.001	<0.001	<0.001	<0.001	<0.001	<0.001	
	1,1-dichloroethene	mg/kg	0.001			<0.001	<0.001	<0.001	<0.001	<0.001	<0.001	
	1,2-dichloroethane	mg/kg	0.001			<0.001	<0.001	<0.001	<0.001	<0.001	<0.001	
	1,2-dichloroethene	mg/kg	0.001			<0.001	<0.001	<0.001	<0.001	<0.001	<0.001	
	1,3,5-trimethylbenzene	mg/kg	0.001			<0.001	0.002	0.002	<0.001	<0.001	<0.001	
	1,3-dichloropropane	mg/kg	0.001			<0.001	<0.001	<0.001	<0.001	<0.001	<0.001	
	2,2-dichloropropane	mg/kg	0.001			<0.001	<0.001	<0.001	<0.001	<0.001	<0.001	
	2-chlorotoluene	mg/kg	0.001			<0.001	<0.001	<0.001	<0.001	<0.001	<0.001	
	4-chlorotoluene	mg/kg	0.001			<0.001	<0.001	<0.001	<0.001	<0.001	<0.001	
	Bromobenzene	mg/kg	0.001			<0.001	<0.001	<0.001	<0.001	<0.001	<0.001	
	Bromochloromethane	mg/kg	0.001			<0.001	<0.001	<0.001	<0.001	<0.001	<0.001	
	Bromodichloromethane	mg/kg	0.001			<0.001	<0.001	<0.001	<0.001	<0.001	<0.001	
	Bromotoluene	mg/kg	0.001			<0.001	<0.001	<0.001	<0.001	<0.001	<0.001	
	Bromomethane	mg/kg	0.001			<0.001	<0.001	<0.001	<0.001	<0.001	<0.001	
	Carbon disulfide	mg/kg	0.007	11000		-	-	-	-	-	-	
	Carbon tetrachloride	mg/kg	0.001	890		<0.001	<0.001	<0.001	<0.001	<0.001	<0.001	
	Chlorobromomethane	mg/kg	0.001			<0.001	<0.001	<0.001	<0.001	<0.001	<0.001	
	Chloroethane	mg/kg	0.002			<0.002	<0.002	<0.002	<0.002	<0.002	<0.002	
	Chloroform	mg/kg	0.001	2500		<0.001	<0.001	<0.001	<0.001	<0.001	<0.001	
	Chloromethane	mg/kg	0.003			<0.003	<0.003	<0.003	<0.003	<0.003	<0.003	
	cis-1,2-dichloroethane	mg/kg	0.005			<0.005	<0.005	<0.005	<0.005	<0.005	<0.005	
	Dibromomethane	mg/kg	0.001			<0.001	<0.001	<0.001	<0.001	<0.001	<0.001	
	Dichlorodifluoromethane	mg/kg	0.001			<0.001	<0.001	<0.001	<0.001	<0.001	<0.001	
	Dichloromethane	mg/kg	0.01			-	-	-	-	-	-	
	Isopropylbenzene	mg/kg	0.001			<0.001	<0.001	<0.001	<0.001	<0.001	<0.001	
	n-butylbenzene	mg/kg	0.001			<0.001	<0.001	<0.001	<0.001	<0.001	<0.001	
	n-propylbenzene	mg/kg	0.001			<0.001	<0.001	<0.001	<0.001	<0.001	<0.001	
	p-isocrotyltoluene	mg/kg	0.001			<0.001	<0.001	<0.001	<0.001	<0.001	<0.001	
	sec-butylbenzene	mg/kg	0.001			<0.001	<0.001	<0.001	<0.001	<0.001	<0.001	
	Trichloroethane	mg/kg	0.001	120		<0.001	<0.001	<0.001	<0.001	<0.001	<0.001	
	tert-butylbenzene	mg/kg	0.001			<0.001	<0.001	<0.001	<0.001	<0.001	<0.001	
	Tetrachloroethane	mg/kg	0.003	1400		<0.003	<0.003	<0.003	<0.003	<0.003	<0.003	
	trans-1,2-dichloroethane	mg/kg	0.001			<0.001	<0.001	<0.001	<0.001	<0.001	<0.001	
	Trichlorofluoromethane	mg/kg	0.001			<0.001	<0.001	<0.001	<0.001	<0.001	<0.001	
Vinyl chloride	mg/kg	0.001	3.5		<0.001	<0.001	<0.001	<0.001	<0.001	<0.001		
tert-Amyl methyl ether	mg/kg	0.01			-	-	-	-	-	-		
VOC/SVOC	1,2,3-trichlorobenzene	mg/kg	0.001			<0.003	<0.003	<0.003	<0.003	<0.003	<0.003	
	1,2,4-trichlorobenzene	mg/kg	0.003			<0.003	<0.003	<0.003	<0.003	<0.003	<0.003	
	1,2-dichlorobenzene	mg/kg	0.001	90000		<0.001	<0.001	<0.001	<0.001	<0.001	<0.001	
	1,3,5-Trichlorobenzene	mg/kg	0.001	1700		-	-	-	-	-	-	
	1,3-dichlorobenzene	mg/kg	0.001	300		<0.001	<0.001	<0.001	<0.001	<0.001	<0.001	
	1,4-dichlorobenzene	mg/kg	0.001	17000		<0.001	<0.001	<0.001	<0.001	<0.001	<0.001	
	Chlorobenzene	mg/kg	0.001	11000		<0.001	<0.001	<0.001	<0.001	<0.001	<0.001	
	Hexachlorobutadiene	mg/kg	0.002	25		<0.002	<0.002	<0.002	<0.002	<0.002	<0.002	





		Field ID	BH07095-X-3.00-ES-191111	BH07095-X-4.00-ES-191111	BH07095-X-5.00-ES-191111	BH07095-X-6.00-ES-191111	BH07095-X-8.00-ES-191111	BH07095-X-9.00-ES-191111	BH07095-X-10.00-ES-20191113	BH07095-X-2.00-ES-20191113	BH07095-X-3.00-ES-20191113	
		Location Code	BH07095	BH07095	BH07095	BH07095	BH07095	BH07095	BH07095	BH07095	BH07095	
		Sample Depth Range	3	4	5	6	8	9	10	2	3	
		Sample Date Time	11/11/2019	11/11/2019	11/11/2019	11/11/2019	11/11/2019	11/11/2019	13/11/2019	13/11/2019	13/11/2019	
		Matrix Description	LQM S4UL Public Open Space (POS) Residential - 1% SOM									
		C4SL Public Open Space (POS) Residential										
Chem Group	ChemName	output unit	EQL									
	g-BHC (Lindane)	mg/kg	0.001	-	-	-	-	-	-	-	-	
	Heptachlor	mg/kg	0.003	-	-	-	-	-	-	-	-	
	Isodrin	mg/kg	0.002	-	-	-	-	-	-	-	-	
	Isoproturon	mg/kg	-	-	-	-	-	-	-	-	-	
	Linuron	mg/kg	-	-	-	-	-	-	-	-	-	
	Malathion	mg/kg	0.002	-	-	-	-	-	-	-	-	
	2-Methyl-4-chlorophenoxyacetic acid	mg/kg	-	-	-	-	-	-	-	-	-	
	2-Methyl-4-Chlorophenoxy Butanoic Acid	mg/kg	-	-	-	-	-	-	-	-	-	
	Mecoprop	mg/kg	-	-	-	-	-	-	-	-	-	
	Methoxychlor	mg/kg	0.005	-	-	-	-	-	-	-	-	
	Methyl carathion	mg/kg	0.01	-	-	-	-	-	-	-	-	
	Mevinfos (Phosdrin)	mg/kg	0.002	-	-	-	-	-	-	-	-	
	o,p-DDD	mg/kg	0.005	-	-	-	-	-	-	-	-	
	o,p'-DDE	mg/kg	0.002	-	-	-	-	-	-	-	-	
	o,p'-Methoxychlor	mg/kg	0.05	-	-	-	-	-	-	-	-	
	Parathion	mg/kg	0.005	-	-	-	-	-	-	-	-	
	Pendimethalin	mg/kg	0.01	-	-	-	-	-	-	-	-	
	Permethrin	mg/kg	0.05	-	-	-	-	-	-	-	-	
	Permethrin II	mg/kg	0.003	-	-	-	-	-	-	-	-	
	Phorate	mg/kg	0.01	-	-	-	-	-	-	-	-	
	Priniphos-methyl	mg/kg	0.002	-	-	-	-	-	-	-	-	
	Priniphos-ethyl	mg/kg	0.002	-	-	-	-	-	-	-	-	
	Prometon	mg/kg	0.05	-	-	-	-	-	-	-	-	
	Prometryn	mg/kg	0.05	-	-	-	-	-	-	-	-	
	Pronamide	mg/kg	0.002	-	-	-	-	-	-	-	-	
	Propazine	mg/kg	0.05	-	-	-	-	-	-	-	-	
	Propiconazole	mg/kg	-	-	-	-	-	-	-	-	-	
	Propoxycarbazono-sodium	mg/kg	-	-	-	-	-	-	-	-	-	
	Simazine	mg/kg	0.05	-	-	-	-	-	-	-	-	
	Terbutryn	mg/kg	0.05	-	-	-	-	-	-	-	-	
	Terbutylazine	mg/kg	0.05	-	-	-	-	-	-	-	-	
	Phosalone	mg/kg	0.005	-	-	-	-	-	-	-	-	
	Phosphamidon	mg/kg	0.005	-	-	-	-	-	-	-	-	
	Triadimefon	mg/kg	0.002	-	-	-	-	-	-	-	-	
	Triallate	mg/kg	0.002	-	-	-	-	-	-	-	-	
	Triclopyr	mg/kg	0.1	-	-	-	-	-	-	-	-	
	Triclosan	mg/kg	-	-	-	-	-	-	-	-	-	
	Trifluralin	mg/kg	0.01	-	-	-	-	-	-	-	-	
	Tebuconazole	mg/kg	-	-	-	-	-	-	-	-	-	
	Telodrin	mg/kg	0.05	-	-	-	-	-	-	-	-	
	Triazophos	mg/kg	0.003	-	-	-	-	-	-	-	-	
SVOC TIC	SVOC TICs - Detect	Detect	-	-	-	-	-	-	-	-	-	
	Anthraquinone 9,10-	mg/kg	-	-	-	-	-	-	-	-	-	
	SVOC Tentatively Identified Compounds	mg/kg	0.1	-	-	-	-	-	-	-	-	
	Aniline	mg/kg	0.3	-	-	-	-	-	-	-	-	
VOC TIC	VOC TICs - Detect	Detect	-	-	-	-	-	-	-	-	-	
	VOC Tentatively Identified Compounds	mg/kg	0.05	-	-	-	-	-	-	-	-	
	Freon 113	mg/kg	0.005	-	-	-	-	-	-	-	-	
Other	Temperature	°C	-	-	-	-	-	-	-	-	-	
	Conductivity @ 20°C	µS/cm	14	-	-	-	-	-	-	-	-	
	% Stones >4mm	%	24.1	100	100	0	0	0	0	0	0	
	Fraction of non-crushable material	%	0	0	0	0	0	0	0	0	0	
	Moisture Content (dried @35°C)	%	-	-	-	-	-	-	-	-	-	
	Moisture Content 105C	%	0.1	20.9	18.9	22.9	29.6	30.6	30	38.5	20.7	
	pH (Lab)	pH Units	1	9.5	10.4	10.3	7.7	8.2	8.3	10.4	10.7	
	Stone Content	%	0.1	9.5	13.6	12.3	9.2	0	0	-	-	
	Total Organic Carbon	%	0.02	1.56	1.38	1.46	13.7	1.35	1.87	0.89	1.65	

**Env Stds Comments**  
 #1:GAC is only presented as speciated chromium. 7.7mg/kg is used for hexavalent. If hexavalent chromium (CVI) data is available, a value of 1,500mg/kg r  
 #2:C4SL for lead adopted  
 #3:GAC only presented as speciated mercury. 16mg/kg is used for elemental mercury. If the CSM indicates that elemental mercury is not a CoC and mercury  
 #4:Updated S4UL for nickel  
 #5:S4UL exceeds solubility saturation limit  
 #6:Criteria derived for Al<sup>3</sup>-C16-C35 split between Al<sup>3</sup>-C16-21 & Al<sup>3</sup>-C21-35. Requires summation of fractions to use Al<sup>3</sup>-C16-C35 criteria.  
 #7:Criteria presented is for p-xylene. A separate value is presented for o-xylene.  
 #8:S4UL based on a threshold protective of direct skin contact with phenol

Legend	
38.2	Results exceeds GAC.
<50	Results MDL is greater than GAC.
NAD	No asbestos detected.
-	Determinand has not been tested for.

**Notes**  
 A range is given where a determinand has been analysed for by more than one method.

Chem Group	ChemName	output unit	EQI	Matrix Description										
				LOM S4UL Public Open Space (POS) Residential - 1% SOM										
				Sampled Date Time										
Field ID	Location Code	Sample Depth	Range	13/11/2019	13/11/2019	13/11/2019	13/11/2019	05/11/2019	05/11/2019	22/01/2020	22/01/2020	22/01/2020		
Asbestos	Anthrophyllite	Detect	-	-	-	-	-	-	-	-	-	-	-	
Asbestos	Asbestos Containing Material	Detect	-	-	-	-	-	-	-	-	-	-	-	
Asbestos	Asbestos Analysis Comments	-	-	-	-	-	-	-	-	-	-	-	-	
Asbestos	Asbestos PCOM Quantification	%	0.001	-	-	-	-	-	-	-	-	-	-	
Asbestos	Asbestos Quantification Total	%	0.001	-	-	-	-	-	-	-	-	-	-	
Asbestos	Asbestos: Actinolite	Detect	-	-	-	-	-	-	-	-	-	-	-	
Asbestos	Additional Asbestos Components (Using TMO48)	Comment	-	-	-	-	-	-	-	-	-	-	-	
Asbestos	Crocidolite Asbestos	Detect	-	-	-	-	-	-	-	-	-	-	-	
Asbestos	Asbestos Gravimetric Quantification	%	0.001	-	-	-	-	-	-	-	-	-	-	
Asbestos	Asbestos ID (Stage 1)	Detect	-	NAD	NAD	NAD	NAD	NAD	NAD	NAD	NAD	NAD	NAD	
Asbestos	Chrysotile Asbestos	Detect	-	-	-	-	-	-	-	-	-	-	-	
Asbestos	Amosite Asbestos	Detect	-	-	-	-	-	-	-	-	-	-	-	
Asbestos	Non-Asbestos Fibre	Detect	-	-	-	-	-	-	-	-	-	-	-	
Asbestos	Tremolite	Detect	-	-	-	-	-	-	-	-	-	-	-	
Inorganics	Ammoniacal Nitrogen as N	mg/kg	12	-	-	-	-	-	-	-	-	-	-	
Inorganics	Cyanide (Free)	mg/kg	0.5	<0.5	<0.5	<0.5	<0.5	<0.5	<0.5	<0.5	<0.5	<0.5	<0.5	
Inorganics	Cyanide Total	mg/kg	0.5	2.3	1.2	<0.5	<0.5	<0.5	<0.5	<0.5	<0.5	<0.5	<0.5	
Inorganics	Cyanides-complex	mg/kg	1	-	-	-	-	-	-	-	-	-	-	
Inorganics	Phosphates	mg/kg	4	-	-	-	-	-	-	-	-	-	-	
PAH	Coronene	mg/kg	0.3	-	<1.5	-	-	-	-	-	-	-	-	
PAH	Naphthalene	mg/kg	0.005	4900	0.23	0.012 - 0.49	0.37	0.1	0.1	<0.005	<0.08	<0.08	<0.08	
PAH	Acenaphthene	mg/kg	0.008	15000	<0.08	<0.08	0.4	<0.08	<0.08	<0.5 - 0.99	<0.08	<0.08	0.09	
PAH	Acenaphthylene	mg/kg	0.012	15000	<0.08	0.14	<0.08	0.15	0.15	<0.5 - 0.99	<0.08	<0.08	0.11	
PAH	Fluoranthene	mg/kg	0.017	3100	0.66	0.8 - 1.06	4.73	0.73	2.6	1.67 - 4.45	<0.08	<0.08	3.09	
PAH	Anthracene	mg/kg	0.016	74000	0.15	0.16 - 0.205	0.99	0.13	0.37	<0.5 - 0.54	<0.08	<0.08	0.32	
PAH	Phenanthrene	mg/kg	0.015	3100	0.51	0.49 - 0.58	3.15	0.45	1.08	0.823 - 2	<0.08	<0.08	1.01	
PAH	Fluorene	mg/kg	0.01	9900	<0.08	<0.08	0.42	<0.08	0.08	<1 - 0.15	<0.08	<0.08	<0.08	
PAH	Chrysene	mg/kg	0.01	57	0.35	0.251 - 0.49	2.03	0.27	1.17	1.28 - 1.76	<0.08	<0.08	1.18	
PAH	Pyrene	mg/kg	0.015	7400	0.53	0.65 - 0.885	4.16	0.57	2.23	1.61 - 3.93	<0.08	<0.08	2.46	
PAH	Benzofluoranthene	mg/kg	0.014	29	0.34	0.224 - 0.48	2.25	0.28	1.45	1.17 - 2.51	<0.08	<0.08	1.35	
PAH	Benzobifluoranthene	mg/kg	0.015	7.1	0.47	<1 - 0.72	2.54	0.33	1.9	1.81 - 2.96	<0.08	<0.08	1.37	
PAH	Benzokifluoranthene	mg/kg	0.014	190	0.18	<1 - 0.28	0.99	0.13	0.7	<1 - 1.07	<0.08	<0.08	0.62	
PAH	Benzofluoranthene	mg/kg	0.015	10	0.36	<1 - 0.56	2.33	0.27	1.59	1.34 - 2.52	<0.08	<0.08	1.11	
PAH	Dibenz(a,h)anthracene	mg/kg	0.023	0.57	<0.08	<0.08	0.26	<0.08	0.22	<2.5 - 0.34	<0.08	<0.08	0.14	
PAH	Benzofluoranthene	mg/kg	0.024	640	0.24	<2.5 - 0.29	1.06	0.13	0.92	<2.5 - 1.39	<0.08	<0.08	0.6	
PAH	Indeno(1,2,3-c,d)pyrene	mg/kg	0.018	82	0.24	<2.5 - 0.33	1.25	0.15	1.09	<2.5 - 1.68	<0.08	<0.08	0.67	
PAH	PAH 16 Total	mg/kg	0.118	-	<4.68	<6.05	27.1	<3.85	<15.7	<25.7	<1.28	<1.28	<14.3	
TPH CWG	>C6-C8 Aliphatics	mg/kg	0.1	<600000 <sup>MS</sup>	<0.2	<0.2	<0.2	<0.2	<0.2	<0.2	<0.2	<0.2	<0.2	
TPH CWG	>C6-C7 Aliphatics	mg/kg	0.2	600000	<0.2	<0.2	<0.2	<0.2	<0.2	<0.2	<0.2	<0.2	<0.2	
TPH CWG	>C6-C8 Aliphatics	mg/kg	0.1	600000	<0.2	<0.2	<0.2	<0.2	<0.2	<0.2	<0.2	<0.2	<0.2	
TPH CWG	>C7-C8 Aliphatics	mg/kg	0.2	-	<0.2	<0.2	<0.2	<0.2	<0.2	<0.2	<0.2	<0.2	<0.2	
TPH CWG	>C10-C44 Aliphatics/Aromatics	mg/kg	10	-	-	-	-	-	-	-	-	-	-	
TPH CWG	>C8-C10 Aliphatics	mg/kg	0.01	13000	<0.2	<0.2	<0.2	<0.2	<0.2	<0.2	<0.2	<0.2	<0.2	
TPH CWG	>C10-C12 Aliphatics	mg/kg	0.01	13000	<4	<4	<4	<4	<4	<4	<4	<4	<4	
TPH CWG	>C12-C16 Aliphatics	mg/kg	0.1	19000	<6	<6	6.74	<6	<6	<6	<6	<6	17.9	
TPH CWG	>C16-C21 Aliphatics	mg/kg	0.1	125000 <sup>MS</sup>	7.6	14.3	16.1	8.63	4.9	7.7	<4	<4	23.2	
TPH CWG	>C21-C35 Aliphatics	mg/kg	0.1	125000 <sup>MS</sup>	71.6	112	137	45.4	58.6	77.5	<8.76	<8.76	102	
TPH CWG	>C35-C44 Aliphatics	mg/kg	0.1	250000	-	-	-	-	-	-	-	-	-	
TPH CWG	>C5-C10 Aliphatics	mg/kg	0.05	-	-	-	-	-	-	-	-	-	-	
TPH CWG	>C8-C40 Aliphatics	mg/kg	20	89.7	143	209	64.8	85.5	111	<20	<20	<20	170	
TPH CWG	Total Aliphatics >C12-C44	mg/kg	0.1	-	-	-	-	-	-	-	-	-	-	
TPH CWG	>EC5-EC10 Aromatics	mg/kg	0.05	-	-	-	-	-	-	-	-	-	-	
TPH CWG	>EC5-EC7 Aromatics	mg/kg	0.01	56000	<0.01	<0.01	<0.01	<0.01	<0.01	<0.01	<0.2	<0.2	<0.2	
TPH CWG	>EC6-EC7 Aromatics	mg/kg	0.01	-	-	-	-	-	-	-	-	-	-	
TPH CWG	>EC7-EC8 Aromatics	mg/kg	0.01	56000	<0.01	<0.01	<0.01	<0.01	<0.01	<0.01	<0.2	<0.2	<0.2	
TPH CWG	>EC8-EC10 Aromatics	mg/kg	0.01	5000	<4	<4	<4	<4	<4	<4	<4	<4	<4	
TPH CWG	>EC10-EC12 Aromatics	mg/kg	0.01	5000	<4	<4	<4	<4	<4	<4	<4	<4	<4	
TPH CWG	>EC8-EC40 Aromatics	mg/kg	20	95	129	388	68	160	219	<20	<20	<20	124	
TPH CWG	>EC10-EC44 Aromatics	mg/kg	5	-	-	-	-	-	-	-	-	-	-	
TPH CWG	>EC12-EC16 Aromatics	mg/kg	0.1	5100	<4	<4	4.84	<4	<4	5.63	<4	<4	<4	
TPH CWG	>EC16-EC21 Aromatics	mg/kg	0.1	3800	11.1	11.6	31.1	8.47	13.2	20.1	<4	<4	7.17	
TPH CWG	>EC21-EC35 Aromatics	mg/kg	0.1	3800	65	94.9	241	46.3	95.7	136	<8.76	<8.76	83.3	
TPH CWG	>EC35-EC44 Aromatics	mg/kg	0.1	3800	-	-	-	-	-	-	-	-	-	
TPH CWG	>EC40-EC44 Aromatics	mg/kg	0.1	-	-	-	-	-	-	-	-	-	-	
TPH CWG	>EC12-EC44 Aromatics	mg/kg	0.1	-	-	-	-	-	-	-	-	-	-	
TPH CWG	TPH Aliphatics & Aromatics >C5-44	mg/kg	0.1	-	-	-	-	-	-	-	-	-	-	





		Field ID	BH07096-X-4.00-ES-20191113	BH07096-X-5.00-ES-20191113	BH07096-X-6.00-ES-20191113	BH07096-X-7.00-ES-20191113	BH07096-X-0.10-ES-191105	BH07096-X-1.00-ES-191105	BH07097-X-0.00-ES-200122	BH07097-X-0.50-ES-200122	BH07097-X-1.00-ES-200122	
		Location Code	BH07096	BH07096	BH07096	BH07096	BH07096	BH07096	BH07097	BH07097	BH07097	
		Sample Depth Range	4	5	6	7	0.1	1	0	0.5	1	
		Sample Date	13/11/2019	13/11/2019	13/11/2019	13/11/2019	05/11/2019	05/11/2019	22/01/2020	22/01/2020	22/01/2020	
		Matrix Description										
		LQM S4UL Public Open Space (POS) Residential - 1% SOM										
Chem Group	ChemName	output unit	EQ1									
SVOC	Benzyl alcohol	mg/kg	0.5	<0.5	-	-	-	-	<2.5	-	-	
	Diphenyl ether	mg/kg	0.1	<0.1	-	-	-	-	<0.5	-	-	
	4-bromophenyl phenyl ether	mg/kg	0.1	<0.1	-	-	-	-	<0.5	-	-	
	4-nitroaniline	mg/kg	0.1	<0.5	-	-	-	-	<2.5	-	-	
	4-nitrophenol	mg/kg	0.1	<0.5	-	-	-	-	<2.5	-	-	
	1,1-Biohenyl	mg/kg	0.1	<0.1	-	-	-	-	<0.5	-	-	
	1,2,3,4-tetrachlorobenzene	mg/kg	0.001	-	-	-	-	-	-	-	-	
	1-Methylnaphthalene	mg/kg	0.1	830	0.13	-	-	-	-	<0.5	-	-
	2,4,5-trichlorophenol	mg/kg	0.1	<0.1	-	-	-	-	<0.5	-	-	
	2,4,6-trichlorophenol	mg/kg	0.1	<0.1	-	-	-	-	<0.5	-	-	
	2,4-dichlorophenol	mg/kg	0.1	<0.1	-	-	-	-	<0.5	-	-	
	2,4-dimethylphenol	mg/kg	0.1	<0.222	-	-	-	-	<0.5	-	-	
	2,4-dinitrophenol	mg/kg	0.5	<0.5	-	-	-	-	<0.5	-	-	
	2,4-dinitrotoluene	mg/kg	0.1	<0.2	-	-	-	-	<1	-	-	
	2,6-dinitrotoluene	mg/kg	0.1	<0.5	-	-	-	-	<2.5	-	-	
	2-chloronaphthalene	mg/kg	0.1	<0.1	-	-	-	-	<0.5	-	-	
	2-chlorophenol	mg/kg	0.1	<0.1	-	-	-	-	<0.5	-	-	
	2-methylnaphthalene	mg/kg	0.1	0.2	-	-	-	-	<0.5	-	-	
	2-methylphenol	mg/kg	0.1	<0.1	-	-	-	-	<0.5	-	-	
	2-nitroaniline	mg/kg	0.1	<0.5	-	-	-	-	<2.5	-	-	
	2-nitrophenol	mg/kg	0.1	<0.1	-	-	-	-	<0.5	-	-	
	3-nitroaniline	mg/kg	0.1	<14.5	-	-	-	-	<72.5	-	-	
	4,6-Dinitro-2-methylphenol	mg/kg	0.2	<0.2	-	-	-	-	<1	-	-	
	4-chloro-3-methylphenol	mg/kg	0.1	<0.1	-	-	-	-	<0.5	-	-	
	4-chloroaniline	mg/kg	0.1	<0.5	-	-	-	-	<2.5	-	-	
	4-chlorophenol	mg/kg	0.5	<0.5	-	-	-	-	<2.5	-	-	
	4-chlorophenyl phenyl ether	mg/kg	0.1	<0.1	-	-	-	-	<0.5	-	-	
	4-methylphenol	mg/kg	0.1	<0.1	-	-	-	-	<0.5	-	-	
	Azobenzene	mg/kg	0.1	<0.3	-	-	-	-	<1.5	-	-	
	Benzoic Acid	mg/kg	0.5	<0.5	-	-	-	-	<2.5	-	-	
	Bis(2-chloroethoxy) methane	mg/kg	0.1	<0.1	-	-	-	-	<0.5	-	-	
	Bis(2-chloroethyl) ether	mg/kg	0.1	<0.1	-	-	-	-	<0.5	-	-	
	Bis(2-chloroisopropyl) ether	mg/kg	0.1	<0.5	-	-	-	-	<2.5	-	-	
	Bis(2-ethylhexyl) phthalate	mg/kg	0.1	1410	-	-	-	-	<1	-	-	
	Butyl benzyl phthalate	mg/kg	0.1	<0.2	-	-	-	-	<1	-	-	
	Cabazole	mg/kg	0.1	<0.3	-	-	-	-	<1.5	-	-	
	Dibenzofuran	mg/kg	0.1	<0.1	-	-	-	-	<0.5	-	-	
	Diethylphthalate	mg/kg	0.1	<0.1	-	-	-	-	<0.5	-	-	
	Dimethyl phthalate	mg/kg	0.1	<0.1	-	-	-	-	<0.5	-	-	
	Di-n-butyl phthalate	mg/kg	0.1	<0.1	-	-	-	-	<0.5	-	-	
	Di-n-octyl phthalate	mg/kg	0.1	<1	-	-	-	-	<1	-	-	
	Hexachlorobenzene	mg/kg	0.002	<0.1	-	-	-	-	<0.5	-	-	
	Hexachlorocyclopentadiene	mg/kg	0.1	<0.1	-	-	-	-	<0.5	-	-	
	Hexachloroethane	mg/kg	0.1	<0.1	-	-	-	-	<0.5	-	-	
	Isoborone	mg/kg	0.1	<0.1	-	-	-	-	<0.5	-	-	
Nitrobenzene	mg/kg	0.1	<0.5	-	-	-	-	<2.5	-	-		
N-nitrosodi-n-propylamine	mg/kg	0.1	<0.8	-	-	-	-	<4.5	-	-		
n-Nitrosodiphenylamine	mg/kg	0.1	<0.1	-	-	-	-	<0.5	-	-		
Pentachlorobenzene	mg/kg	0.001	-	-	-	-	-	-	-	-		
Pentachloronitrobenzene	mg/kg	0.05	-	-	-	-	-	-	-	-		
Pentachlorophenol	mg/kg	0.1	<0.5	-	-	-	-	<2.5	-	-		
PCB	PCB-110	mg/kg	-	-	-	-	-	-	-	-	-	
	PCB-128	mg/kg	-	-	-	-	-	-	-	-	-	
	PCB-141	mg/kg	-	-	-	-	-	-	-	-	-	
	PCB-149	mg/kg	-	-	-	-	-	-	-	-	-	
	PCB-151	mg/kg	-	-	-	-	-	-	-	-	-	
	PCB-158	mg/kg	-	-	-	-	-	-	-	-	-	
	PCB-170	mg/kg	-	-	-	-	-	-	-	-	-	
	PCB-18	mg/kg	-	-	-	-	-	-	-	-	-	
	PCB-183	mg/kg	-	-	-	-	-	-	-	-	-	
	PCB-187	mg/kg	-	-	-	-	-	-	-	-	-	
	PCB-194	mg/kg	-	-	-	-	-	-	-	-	-	
	PCB-31	mg/kg	-	-	-	-	-	-	-	-	-	
	PCB-44	mg/kg	-	-	-	-	-	-	-	-	-	
	PCB-49	mg/kg	-	-	-	-	-	-	-	-	-	
	2,2,4,4-tetrachloro-1,1-Biphenyl	mg/kg	-	-	-	-	-	-	-	-	-	
	2,3,4,4-tetrachloro-1,1-Biphenyl	mg/kg	-	-	-	-	-	-	-	-	-	
	Heptachlorobiphenyl, 2,3,3,4,4,5,5- (PCB 189)	mg/kg	0.003	<0.005	<0.025	<0.005	<0.005	0.007	-	<0.005	<0.005	<0.005
	Hexachlorobiphenyl, 2,3,3,4,4,5- (PCB 156)	mg/kg	0.003	<0.005	<0.005	<0.005	<0.005	0.007	-	<0.005	<0.005	<0.005
	Hexachlorobiphenyl, 2,3,3,4,4,5- (PCB 157)	mg/kg	0.003	<0.005	0.0315	<0.005	<0.005	<0.005	-	<0.005	<0.005	<0.005
	Hexachlorobiphenyl, 2,3,4,4,5,5- (PCB 167)	mg/kg	0.003	<0.005	0.0421	<0.005	<0.005	<0.005	-	<0.005	<0.005	<0.005
	Hexachlorobiphenyl, 3,3,4,4,5,5- (PCB 169)	mg/kg	0.003	<0.005	<0.025	<0.005	<0.005	<0.005	-	<0.005	<0.005	<0.005
	PCB 101	mg/kg	0.003	0.0206	0.951	<0.005	0.0597	-	-	<0.005	<0.005	<0.005
	PCB 118	mg/kg	0.003	0.0108	0.987	<0.005	0.0555	-	-	<0.005	<0.005	<0.005
	PCB 138	mg/kg	0.003	0.00806	0.768	<0.005	0.471	-	-	<0.005	<0.005	<0.005
	PCB 153	mg/kg	0.003	0.0105	0.908	<0.005	0.498	-	-	<0.005	<0.005	<0.005
	PCB 160	mg/kg	0.003	<0.005	0.182	<0.005	0.00933	-	-	<0.005	<0.005	<0.005
	PCB 26	mg/kg	0.003	0.0116	<0.025	<0.005	<0.005	-	-	<0.005	<0.005	<0.005
	PCB 52	mg/kg	0.003	0.0589	0.551	<0.005	0.0395	-	-	<0.005	<0.005	<0.005
	Pentachlorobiphenyl, 2,3,3,4,4- (PCB 105)	mg/kg	0.003	0.00549	0.536	<0.005	0.0302	-	-	<0.005	<0.005	<0.005
	Pentachlorobiphenyl, 2,3,4,4,5- (PCB 114)	mg/kg	0.003	<0.005	<0.025	<0.005	<0.005	-	-	<0.005	<0.005	<0.005
	Pentachlorobiphenyl, 2,3,4,4,5- (PCB 123)	mg/kg	0.003	<0.005	0.0721	<0.005	<0.005	-	-	<0.005	<0.005	<0.005
	Pentachlorobiphenyl, 3,3,4,4,5- (PCB 126)	mg/kg	0.003	<0.005	<0.025	<0.005	<0.005	-	-	<0.005	<0.005	<0.005
	Tetrachlorobiphenyl, 3,3,4,4- (PCB 77)	mg/kg	0.003	<0.005	0.0947	<0.005	<0.005	-	-	<0.005	<0.005	<0.005
	Tetrachlorobiphenyl, 3,4,4,5- (PCB 81)	mg/kg	0.003	<0.005	<0.025	<0.005	<0.005	-	-	<0.005	<0.005	<0.005
	Total PCB 7 congeners	mg/kg	0.021	-	-	-	-	-	-	-	-	-
Total PCB WHO 12	mg/kg	0.036	-	-	-	-	-	-	-	-	-	

		Field ID	BH07096 -X-4.00-ES-20191113	BH07096 -X-5.00-ES-20191113	BH07096 -X-6.00-ES-20191113	BH07096 -X-7.00-ES-20191113	BH07096-X-0.10-ES-191105	BH07096-X-1.00-ES-191105	BH07097-X-0.00-ES-200122	BH07097-X-0.50-ES-200122	BH07097-X-1.00-ES-200122	
		Location Code	BH07096	BH07096	BH07096	BH07096	BH07096	BH07096	BH07097	BH07097	BH07097	
		Sample Depth Range	4	5	6	7	0.1	1	0	0.5	1	
		Sample Date Time	13/11/2019	13/11/2019	13/11/2019	13/11/2019	05/11/2019	05/11/2019	22/01/2020	22/01/2020	22/01/2020	
		Matrix Description	LQM S4UL Public Open Space (POS) Residential - 1% SOM									
		C4SL Public Open Space (POS) Residential										
Chem Group	ChemName	output unit	EQI									
Phenolics	Xenolene	mg/kg	0.015	-	-	-	-	-	-	-	-	
	Phenol Index	mg/kg	0.5	<0.5	<0.5	<0.5	<0.5	<0.5	<0.5	<0.5	<0.5	
	3-84-methylphenol	mg/kg	0.1	-	0.683	-	-	-	<0.5	-	-	
	Cresol Total	mg/kg	0.01	-	-	-	-	-	-	-	-	
Phenols Monochydric	Phenol	mg/kg	0.01	-	<0.1	-	-	-	<0.5	-	-	
	Phenols Monochydric	mg/kg	0.035	-	-	-	-	-	-	-	-	
	Dibutyltin	mg/kg	-	-	-	-	-	-	-	-	-	
	Monophenyltin	mg/kg	-	-	-	-	-	-	-	-	-	
Organotins	Diphenyltin	mg/kg	-	-	-	-	-	-	-	-	-	
	Monobutyltin	mg/kg	-	-	-	-	-	-	-	-	-	
	Tetrabutyltin	mg/kg	-	-	-	-	-	-	-	-	-	
	Tributyltin	mg/kg	0.001	<0.005	<0.005	<0.005	<0.005	-	<0.005	<0.005	<0.005	
Triphenyltin	Triphenyltin	mg/kg	-	-	-	-	-	-	-	-	-	
	Ethionphos	mg/kg	0.002	-	-	-	-	-	-	-	-	
	Hepatachlor epoxide	mg/kg	0.002	-	-	-	-	-	-	-	-	
	Methachlorphos	mg/kg	0.002	-	-	-	-	-	-	-	-	
Pesticides	Propetamphos	mg/kg	0.002	-	-	-	-	-	-	-	-	
	Simetryn	mg/kg	0.05	-	-	-	-	-	-	-	-	
	Sodium Acifluorfen	mg/kg	-	-	-	-	-	-	-	-	-	
	Terbufos	mg/kg	0.003	-	-	-	-	-	-	-	-	
2,4,5-TP (Silvex)	mg/kg	-	-	-	-	-	-	-	-	-		
Hedonal	mg/kg	-	-	-	-	-	-	-	-	-		
2,4-DDT	mg/kg	0.003	-	-	-	-	-	-	-	-		
2,4-Dichloroprop	mg/kg	-	-	-	-	-	-	-	-	-		
4-(2,4-Dichlorophenoxy)butyric Acid (2,4-DB)	mg/kg	-	-	-	-	-	-	-	-	-		
4,4-DDE	mg/kg	0.005	-	-	-	-	-	-	-	-		
4-Chlorophenoxy acetic acid	mg/kg	-	-	-	-	-	-	-	-	-		
a-BHC	mg/kg	0.002	24	-	-	-	-	-	-	-		
Aldrin	mg/kg	0.002	18	-	-	-	-	-	-	-		
Ametryn	mg/kg	0.05	-	-	-	-	-	-	-	-		
Acetyl (hexnill)	mg/kg	-	-	-	-	-	-	-	-	-		
Atrazin	mg/kg	0.05	-	-	-	-	-	-	-	-		
Atrazine	mg/kg	0.05	1200	-	-	-	-	-	-	-		
Azinophos methyl	mg/kg	0.005	-	-	-	-	-	-	-	-		
b-BHC	mg/kg	0.002	-	-	-	-	-	-	-	-		
Bentazone	mg/kg	0.1	8.1	-	-	-	-	-	-	-		
Bromoxnill	mg/kg	-	-	-	-	-	-	-	-	-		
Carboethiothion	mg/kg	0.003	-	-	-	-	-	-	-	-		
chlordan	mg/kg	0.002	-	-	-	-	-	-	-	-		
Chlordane (cis)	mg/kg	0.002	-	-	-	-	-	-	-	-		
Azinphos Ethyl	mg/kg	0.005	-	-	-	-	-	-	-	-		
Chlordane (trans)	mg/kg	0.05	-	-	-	-	-	-	-	-		
Chlorfenvinphos	mg/kg	0.003	-	-	-	-	-	-	-	-		
Chlorotoluron	mg/kg	-	-	-	-	-	-	-	-	-		
Chlorovifos	mg/kg	0.002	-	-	-	-	-	-	-	-		
Chlorpyrifos-methyl	mg/kg	0.002	-	-	-	-	-	-	-	-		
Cyanazine	mg/kg	-	-	-	-	-	-	-	-	-		
d-BHC	mg/kg	0.002	-	-	-	-	-	-	-	-		
DDD	mg/kg	0.005	-	-	-	-	-	-	-	-		
DDT	mg/kg	0.005	-	-	-	-	-	-	-	-		
Chlorothalonil	mg/kg	0.002	-	-	-	-	-	-	-	-		
Diazinon	mg/kg	0.001	-	-	-	-	-	-	-	-		
Dicamba	mg/kg	-	-	-	-	-	-	-	-	-		
Dichlobenil	mg/kg	0.001	-	-	-	-	-	-	-	-		
cis-Permethrin	mg/kg	0.003	-	-	-	-	-	-	-	-		
Dichlorvos	mg/kg	0.002	16	-	-	-	-	-	-	-		
Diclofop	mg/kg	-	-	-	-	-	-	-	-	-		
Dieldrin	mg/kg	0.005	18	-	-	-	-	-	-	-		
Dimethoate	mg/kg	0.003	-	-	-	-	-	-	-	-		
Dinoseb	mg/kg	-	-	-	-	-	-	-	-	-		
Diuron	mg/kg	-	-	-	-	-	-	-	-	-		
Endosulfan I	mg/kg	0.001	1200	-	-	-	-	-	-	-		
Endosulfan II	mg/kg	0.01	-	-	-	-	-	-	-	-		
Endosulfan sulphate	mg/kg	0.005	-	-	-	-	-	-	-	-		
Endrin	mg/kg	0.003	-	-	-	-	-	-	-	-		
Endrin ketone	mg/kg	0.03	-	-	-	-	-	-	-	-		
Ethion	mg/kg	0.003	-	-	-	-	-	-	-	-		
Fenitrothion	mg/kg	0.005	-	-	-	-	-	-	-	-		
Fenthion	mg/kg	0.01	-	-	-	-	-	-	-	-		
Fluroxypyr	mg/kg	0.1	-	-	-	-	-	-	-	-		

		Field ID	BH07098-X-4.00-ES-20191113	BH07098-X-5.00-ES-20191113	BH07098-X-6.00-ES-20191113	BH07098-X-7.00-ES-20191113	BH07098-X-0.10-ES-191105	BH07098-X-1.00-ES-191105	BH07097-X-0.00-ES-200122	BH07097-X-0.50-ES-200122	BH07097-X-1.00-ES-200122	
		Location Code	BH07098	BH07098	BH07098	BH07098	BH07098	BH07098	BH07097	BH07097	BH07097	
		Sample Depth Range	4	5	6	7	0.1	1	0	0.5	1	
		Sampled Date Time	13/11/2019	13/11/2019	13/11/2019	13/11/2019	05/11/2019	05/11/2019	22/01/2020	22/01/2020	22/01/2020	
		Matrix Description	LQM S4UL Public Open Space (POS) Residential - 1% SOM									
		C4SL Public Open Space (POS) Residential										
Chem Group	ChemName	output unit	EQ1									
	o-BHC (Lindane)	mg/kg	0.001	-	-	-	-	-	-	-	-	
	Heptachlor	mg/kg	0.003	-	-	-	-	-	-	-	-	
	Isodrin	mg/kg	0.002	-	-	-	-	-	-	-	-	
	Isoproturon	mg/kg	-	-	-	-	-	-	-	-	-	
	Linuron	mg/kg	-	-	-	-	-	-	-	-	-	
	Malathion	mg/kg	0.002	-	-	-	-	-	-	-	-	
	2-Methyl-4-chlorophenoxyacetic acid	mg/kg	-	-	-	-	-	-	-	-	-	
	2-Methyl-4-Chlorophenoxy Butanoic Acid	mg/kg	-	-	-	-	-	-	-	-	-	
	Mecoprop	mg/kg	-	-	-	-	-	-	-	-	-	
	Methoxychlor	mg/kg	0.005	-	-	-	-	-	-	-	-	
	Methyl carathion	mg/kg	0.01	-	-	-	-	-	-	-	-	
	Mevinphos (Phosdrin)	mg/kg	0.002	-	-	-	-	-	-	-	-	
	o,p-DDD	mg/kg	0.005	-	-	-	-	-	-	-	-	
	o,p'-DDE	mg/kg	0.002	-	-	-	-	-	-	-	-	
	o,p'-Methoxychlor	mg/kg	0.05	-	-	-	-	-	-	-	-	
	Parathion	mg/kg	0.005	-	-	-	-	-	-	-	-	
	Pendimethalin	mg/kg	0.01	-	-	-	-	-	-	-	-	
	Permethrin	mg/kg	0.05	-	-	-	-	-	-	-	-	
	Permethrin II	mg/kg	0.003	-	-	-	-	-	-	-	-	
	Phorate	mg/kg	0.01	-	-	-	-	-	-	-	-	
	Priniphos-methyl	mg/kg	0.002	-	-	-	-	-	-	-	-	
	Priniphos-ethyl	mg/kg	0.002	-	-	-	-	-	-	-	-	
	Prometon	mg/kg	0.05	-	-	-	-	-	-	-	-	
	Prometryn	mg/kg	0.05	-	-	-	-	-	-	-	-	
	Pronamide	mg/kg	0.002	-	-	-	-	-	-	-	-	
	Propazine	mg/kg	0.05	-	-	-	-	-	-	-	-	
	Propiconazole	mg/kg	-	-	-	-	-	-	-	-	-	
	Propoxycarbazono-sodium	mg/kg	-	-	-	-	-	-	-	-	-	
	Simazine	mg/kg	0.05	-	-	-	-	-	-	-	-	
	Terbutryn	mg/kg	0.05	-	-	-	-	-	-	-	-	
	Terbutylazine	mg/kg	0.05	-	-	-	-	-	-	-	-	
	Phoxalone	mg/kg	0.005	-	-	-	-	-	-	-	-	
	Phosphamidon	mg/kg	0.005	-	-	-	-	-	-	-	-	
	Triadimefon	mg/kg	0.002	-	-	-	-	-	-	-	-	
	Triallate	mg/kg	0.002	-	-	-	-	-	-	-	-	
	Triclopyr	mg/kg	0.1	-	-	-	-	-	-	-	-	
	Tricosan	mg/kg	-	-	-	-	-	-	-	-	-	
	Trifluralin	mg/kg	0.01	-	-	-	-	-	-	-	-	
	Tebuconazole	mg/kg	-	-	-	-	-	-	-	-	-	
	Telodrin	mg/kg	0.05	-	-	-	-	-	-	-	-	
	Triazophos	mg/kg	0.003	-	-	-	-	-	-	-	-	
SVOC TIC	SVOC TICs - Detect	Detect	-	-	-	-	-	-	-	-	-	
	Anthraquinone 9,10-	mg/kg	-	-	-	-	-	-	-	-	-	
	SVOC Tentatively Identified Compounds	mg/kg	0.1	-	-	-	-	-	-	-	-	
	Aniline	mg/kg	0.3	-	-	-	-	-	-	-	-	
VOC TIC	VOC TICs - Detect	Detect	-	-	-	-	-	-	-	-	-	
	VOC Tentatively Identified Compounds	mg/kg	0.05	-	-	-	-	-	-	-	-	
	Freon 113	mg/kg	0.005	-	-	-	-	-	-	-	-	
Other	Temperature	°C	-	-	-	-	-	-	-	-	-	
	Conductivity @ 20°C	µS/cm	14	-	-	-	-	-	-	-	-	
	% Stones >4mm	%	0	0	0	0	59.7	71.9	0	0	55.9	
	Fraction of non-crushable material	%	0	0	0	0	0	0	0	0	0	
	Moisture Content (dried @35°C)	%	-	-	-	-	-	-	-	-	-	
	Moisture Content 105°C	%	0.1	32	34.5	16.5	33.1	23	15.2	26.5	27	
	pH (Lab)	pH Units	1	7.4	7.8	9	8.7	8.6	8.9	8.2	9.1	
	Stone Content	%	0.1	-	-	-	-	3.9	7	0	10.2	
	Total Organic Carbon	%	0.02	24.7	23	2.13	2.37	1.04	1.59	0.52	0.58	

**Env Stds Comments**  
 #1:GAC is only presented as speciated chromium. 7.7mg/kg is used for hexavalent. If hexavalent chromium (CVI) data is available, a value of 1,500mg/kg r  
 #2:C4SL for lead adopted  
 #3:GAC only presented as speciated mercury. 16mg/kg is used for elemental mercury. If the CSM indicates that elemental mercury is not a CoC and mercury  
 #4:Updated S4UL for nickel  
 #5:S4UL exceeds solubility saturation limit  
 #6:Criteria derived for Al<sup>3</sup>-C16-C35 split between Al<sup>3</sup>-C16-21 & Al<sup>3</sup>-C21-35. Requires summation of fractions to use Al<sup>3</sup>-C16-C35 criteria.  
 #7:Criteria presented is for p-xylene. A separate value is presented for o-xylene.  
 #8:S4UL based on a threshold protective of direct skin contact with phenol

**Legend**

38.2	Results exceeds GAC.
<50	Results MDL is greater than GAC.
NAD	No asbestos detected.
-	Determinand has not been tested for.

**Notes**  
 A range is given where a determinand has been analysed for by more than one method.

Chem Group	ChemName	output unit	EQL	C4S1 Public Open Space (POS) Residential	LQM S4UL Public Open Space (POS) Residential - 1% SOM	Matrix Description											
						Sample Depth Range		Sample Depth Range		Sample Depth Range		Sample Depth Range		Sample Depth Range		Sample Depth Range	
						BH07097-X-1.70-ES-200122	BH07097-X-2.70-ES-200122	BH07097-X-3.50-ES-200122	BH07097-X-4.40-ES-200123	BH07097-X-5.40-ES-200123	BH07097-X-6.70-ES-200123	BH07097-X-7.50-ES-200123	BH07097-X-8.50-ES-200123	BH07097-X-9.70-ES-200123			
Field ID	Location Code	Sample Depth Range	Sample Depth Range	Sample Depth Range	Sample Depth Range	Sample Depth Range	Sample Depth Range	Sample Depth Range	Sample Depth Range	Sample Depth Range	Sample Depth Range	Sample Depth Range	Sample Depth Range	Sample Depth Range			
Samoled Date Time						22/01/2020	22/01/2020	22/01/2020	23/01/2020	23/01/2020	23/01/2020	23/01/2020	23/01/2020	23/01/2020			
Anthrax	Detection of Anthrax (Bacillus Anthracis)	Not isolated	-	-	-	-	-	-	-	-	-	-	-	-			
Metals	Antimony	mg/kg	0.1	0.9	0.5	0.9	392.7	51.9	44.1	14.6	2.8	1.3	-	-			
	Arsenic	mg/kg	0.3	79	4.8	7.5	47.4	36.8	31.9	30	23.5	16.8	-	-			
	Boron	mg/kg	0.5	21000	1.7	1.7	11.7	11.2	30.4	17.3	35.4	17.2	-	-			
	Cadmium	mg/kg	0.02	220	0.17	0.13	0.26	1.78	1.29	0.98	0.4	0.26	-	-			
	Chromium (hexavalent)	mg/kg	0.1	21	7.7	<0.1	<0.1	<0.1	<0.1	<0.1	<0.1	<0.1	-	-			
	Chromium	mg/kg	0.5	21	14.5	14	23.1	412.7	113.2	165.9	46	53.2	41.8	-			
	Cobalt	mg/kg	0.1	-	-	-	-	-	-	-	-	-	-	-			
	Cooper	mg/kg	0.5	12000	16	12.8	25.4	565.6	780.1	374.9	300.8	67.4	28	-			
	Lead	mg/kg	0.5	630	25.3	16.2	45	18.120	2676	1259	580.6	136.2	58.6	-			
	Mercury	mg/kg	0.1	-	<0.1	<0.1	0.76	0.79	1.4	0.59	0.13	<0.1	-	-			
	Molybdenum	mg/kg	0.1	-	0.5	0.6	7.7	6.4	4.9	6	1.8	1	-	-			
	Nickel	mg/kg	0.2	23000	9.6	10.7	19	59.8	73.8	63.5	50.5	32	-	-			
	Selenium	mg/kg	0.5	1100	<0.5	<0.5	<0.5	1.5	1.7	1.3	0.9	1.2	1	-			
	Vanadium	mg/kg	0.2	2000	17.1	16	33.9	56.4	66.6	61.8	27.5	83.3	69.1	-			
	Zinc	mg/kg	1.9	81000	57.8	72.7	85.2	807.8	985.1	1314	720.9	240.2	134	-			
Asbestos	Anthophyllite	Detect	-	-	-	-	-	-	-	-	-	-	-	-			
	Asbestos Containing Material	Detect	-	-	-	-	-	-	-	-	-	-	-	-			
	Asbestos Analysis Comments	-	-	-	-	-	-	-	-	-	-	-	-	-			
	Asbestos PCOM Quantification	%	0.001	-	-	-	-	-	-	-	-	-	-	-			
	Asbestos Quantification Total	%	0.001	-	-	-	-	-	0.004	-	-	-	-	-			
	Asbestos: Actinolite	Detect	-	-	-	-	-	-	-	-	-	-	-	-			
	Additional Asbestos Components (Using TM048)	Comment	-	-	-	-	-	-	-	-	-	-	-	-			
	Crocidolite Asbestos	Detect	-	-	-	-	-	-	-	-	-	-	-	-			
	Asbestos Gravimetric Quantification	%	0.001	-	-	-	-	-	-	-	-	-	-	-			
	Asbestos ID (Stage 1)	Detect	-	NAD	NAD	NAD	NAD	Detected	NAD	NAD	NAD	NAD	NAD	NAD			
	Chrysotile Asbestos	Detect	-	-	-	-	-	-	-	-	-	-	-	-			
	Amosite Asbestos	Detect	-	-	-	-	-	-	-	-	-	-	-	-			
	Non-Asbestos Fibre	Detect	-	-	-	-	-	-	-	-	-	-	-	-			
	Tremolite	Detect	-	-	-	-	-	-	-	-	-	-	-	-			
Inorganics	Ammoniacal Nitrogen as N	mg/kg	12	-	-	-	-	-	-	-	-	-	-	-			
	Cyanide (Free)	mg/kg	0.5	<0.5	<0.5	<0.5	<0.5	<0.5	<0.5	<0.5	<0.5	<0.5	<0.5	<0.5			
	Cyanide Total	mg/kg	0.5	<0.5	<0.5	<0.5	2	2.5	4.6	1.9	<0.5	<0.5	<0.5	<0.5			
	Cyanides-complex	mg/kg	1	-	-	-	-	-	-	-	-	-	-	-			
	Phosphorus	mg/kg	4	-	-	-	-	-	-	-	-	-	-	-			
PAH	Coronene	mg/kg	0.3	-	-	-	-	-	-	-	-	-	-	-			
	Naphthalene	mg/kg	0.005	4900	<0.08	<0.08	<0.08	0.08	0.15	<0.08	0.17	<0.08	<0.08	<0.08			
	Acenaphthene	mg/kg	0.008	15000	<0.08	<0.08	<0.08	0.08	0.08	<0.08	<0.08	<0.08	<0.08	<0.08			
	Acenaphthylene	mg/kg	0.012	19000	<0.08	<0.08	0.09	0.08	<0.08	<0.08	<0.08	<0.08	<0.08	<0.08			
	Fluoranthene	mg/kg	0.017	3100	0.67	0.21	1.98	1.71	1.56	0.49	1.39	0.21	<0.08	<0.08			
	Anthracene	mg/kg	0.016	74000	0.14	<0.08	0.28	0.18	2.3	<0.08	0.11	<0.08	<0.08	<0.08			
	Phenanthrene	mg/kg	0.015	3100	0.54	0.13	0.88	0.74	0.91	0.27	0.72	0.11	<0.08	<0.08			
	Fluorene	mg/kg	0.01	9900	<0.08	<0.08	0.1	<0.08	0.18	<0.08	0.1	<0.08	<0.08	<0.08			
	Chrysene	mg/kg	0.01	57	0.28	0.11	0.87	1.17	0.87	0.25	0.68	0.12	<0.08	<0.08			
	Pyrene	mg/kg	0.015	7400	0.54	0.19	1.63	1.5	1.41	0.38	1.18	0.21	<0.08	<0.08			
	Benzo(a)anthracene	mg/kg	0.014	29	0.27	0.11	0.96	1.08	0.83	0.17	0.51	0.09	<0.08	<0.08			
	Benzo(b)fluoranthene	mg/kg	0.015	7.1	0.32	0.12	1.09	1.81	1.14	0.26	0.89	0.16	<0.08	<0.08			
	Benzo(k)fluoranthene	mg/kg	0.014	190	0.14	<0.08	0.47	0.59	0.49	0.11	0.4	<0.08	<0.08	<0.08			
	Benzo(a)pyrene	mg/kg	0.015	5.7	0.26	0.11	0.92	1.08	0.84	0.16	0.5	0.1	<0.08	<0.08			
	Dibenz(a,h)anthracene	mg/kg	0.023	0.57	<0.08	<0.08	0.12	0.15	0.11	0.09	<0.08	<0.08	<0.08	<0.08			
	Benzo(g,h,i)perylene	mg/kg	0.024	640	0.15	<0.08	0.49	0.64	0.46	0.11	0.39	<0.08	<0.08	<0.08			
	Indeno(1,2,3-c,d)pyrene	mg/kg	0.018	82	0.16	0.5	0.69	0.5	0.69	0.11	0.39	<0.08	<0.08	<0.08			
	PAH 16 Total	mg/kg	0.118	-	<3.87	<1.7	<10.6	<11.5	<11.9	<2.79	<7.69	<1.73	<1.28	<1.28			
TPH CWG	>C6-C8 Aliphatics	mg/kg	0.01	-	<0.2	<0.2	<0.2	<0.2	<0.2	<0.2	<0.2	<0.2	<0.2	<0.2			
	>C6-C7 Aliphatics	mg/kg	0.2	600000	<0.2	<0.2	<0.2	<0.2	<0.2	<0.2	<0.2	<0.2	<0.2	<0.2			
	>C6-C8 Aliphatics	mg/kg	0.1	600000	<0.2	<0.2	<0.2	<0.2	<0.2	<0.2	<0.2	<0.2	<0.2	<0.2			
	>C10-C44 Aliphatics	mg/kg	5	-	-	-	-	-	-	-	-	-	-	-			
	>C7-C8 Aliphatics	mg/kg	0.2	-	<0.2	<0.2	<0.2	<0.2	<0.2	<0.2	<0.2	<0.2	<0.2	<0.2			
	>C10-C44 Aliphatics/Aromatics	mg/kg	10	-	-	-	-	-	-	-	-	-	-	-			
	>C8-C10 Aliphatics	mg/kg	0.01	13000	<0.2	<0.2	<0.2	<0.2	<0.2	<0.2	<0.2	<0.2	<0.2	<0.2			
	>C10-C12 Aliphatics	mg/kg	0.01	13000	<4	<4	<4	<4	<4	<4	<4	<4	<4	<4			
	>C12-C16 Aliphatics	mg/kg	0.1	13000	<4	<4	<4	<4	<4	<4	<4	<4	<4	<4			
	>C16-C21 Aliphatics	mg/kg	0.1	1250000	<4	<4	13	14	11.9	35.2	4	<4	<4	<4			
	>C21-C35 Aliphatics	mg/kg	0.1	1250000	<8.76	<8.76	<8.76	130	126	89.4	242	<8.76	<8.76	<8.76			
	>C35-C44 Aliphatics	mg/kg	0.1	250000	-	-	-	-	-	-	-	-	-	-			
	>C5-C10 Aliphatics	mg/kg	0.05	-	-	-	-	-	-	-	-	-	-	-			
	>C8-C40 Aliphatics	mg/kg	20	-	<20	<20	<20	158	157	117	310	<20	<20	<20			
	Total Aliphatics >C12-C44	mg/kg	0.1	-	-	-	-	-	-	-	-	-	-	-			
	>EC5-EC10 Aromatics	mg/kg	0.05	-	-	-	-	-	-	-	-	-	-	-			
	>EC5-EC7 Aromatics	mg/kg	0.01	56000	<0.2	<0.2	<0.2	<0.2	<0.2	<0.2	<0.2	<0.2	<0.2	<0.2			
	>EC6-EC7 Aromatics	mg/kg	0.01	-	-	-	-	-	-	-	-	-	-	-			
	>EC7-EC8 Aromatics	mg/kg	0.01	56000	<0.2	<0.2	<0.2	<0.2	<0.2	<0.2	<0.2	<0.2	<0.2	<0.2			
	>EC8-EC10 Aromatics	mg/kg	0.01	5000	<4	<4	<4	<4	<4	<4	<4	<4	<4	<4			
	>EC10-EC12 Aromatics	mg/kg	0.01	5000	<4	<4	<4	<4	<4	<4	<4	<4	<4	<4			
	>EC8-EC40 Aromatics	mg/kg	20	45	28.5	63.7	216	185	140	285	63.6	44.4	44.4	44.4			
	>EC10-EC44 Aromatics	mg/kg	5	-	-	-	-	-	-	-	-	-	-	-			
	>EC12-EC16 Aromatics	mg/kg	0.1	5100	<4	<4	4.92	6.95	6.26	5.72	4.23	<4	<4	<4			
	>EC16-EC21 Aromatics	mg/kg	0.1	3800	5	4.16	7.74	26	20.4	17.5	35.4	8.68	6.44	6.44			
	>EC21-EC35 Aromatics	mg/kg	0.1	3800	25.5	15.6	44.4	143	128	99.6	209	42.8	28.6	28.6			
	>EC35-EC44 Aromatics	mg/kg	0.1	3800	-	-	-	-	-	-	-	-	-	-			
	>EC40-EC44 Aromatics	mg/kg	0.1	-	-	-	-	-	-	-	-	-	-	-			
	>EC12-EC44 Aromatics	mg/kg	0.1	-	-	-	-	-	-	-	-	-	-	-			
TPH Aliphatics & Aromatics >C5-44	mg/kg	0.1	-	-	-	-	-	-	-	-	-	-	-	-			

Chem Group	ChemName	output unit	EQL	Field ID	BH07097-X-1.70-ES-200122	BH07097-X-2.70-ES-200122	BH07097-X-3.50-ES-200122	BH07097-X-4.40-ES-200123	BH07097-X-5.40-ES-200123	BH07097-X-6.70-ES-200123	BH07097-X-7.50-ES-200123	BH07097-X-8.50-ES-200123	BH07097-X-9.70-ES-200123		
				Location Code	BH07097	BH07097	BH07097	BH07097	BH07097	BH07097	BH07097	BH07097	BH07097	BH07097	BH07097
				Sample Depth Range	1.7	2.7	3.5	4.4	5.4	6.7	7.5	8.5	9.7		
				Sample Date	22/01/2020	22/01/2020	22/01/2020	23/01/2020	23/01/2020	23/01/2020	23/01/2020	23/01/2020			
				Matrix Description	LQM S4UL Public Open Space (POS) Residential - 1% SOM										
				C4SL Public Open Space (POS) Residential											
TPH	>C6-C8	mg/kg	0.02		<0.2	<0.2	<0.2	<0.2	<0.2	<0.2	<0.2	<0.2	<0.2		
	>C6-C7	mg/kg	0.02		<0.2	<0.2	<0.2	<0.2	<0.2	<0.2	<0.2	<0.2	<0.2		
	>C7-C8	mg/kg	0.02		<0.2	<0.2	<0.2	<0.2	<0.2	<0.2	<0.2	<0.2	<0.2		
	>C6-C8	mg/kg	0.2		-	-	-	-	-	-	-	-	-		
	>C8-C10	mg/kg	0.02		<0.2	<0.2	<0.2	<0.2	<0.2	<0.2	<0.2	<0.2	<0.2		
	>C10-C12	mg/kg	0.02		-	-	-	-	-	-	-	-	-		
	>C12-C16	mg/kg	2		-	-	-	-	-	-	-	-	-		
	>C16-C21	mg/kg	2		-	-	-	-	-	-	-	-	-		
	>C21-C28	mg/kg	35		-	-	-	-	-	-	-	-	-		
	>C21-C35	mg/kg	4.38		-	-	-	-	-	-	-	-	-		
	>C28-C35	mg/kg	35		-	-	-	-	-	-	-	-	-		
	>C31-C40	mg/kg	10		-	-	-	-	-	-	-	-	-		
	>C35-C40	mg/kg	35		-	-	-	-	-	-	-	-	-		
	GRO >C5-10	mg/kg	0.02		-	-	-	-	-	-	-	-	-		
	TPH >C8-C40	mg/kg	10		-	-	-	-	-	-	-	-	-		
	EPH >C5-40	mg/kg	35		-	-	-	-	-	-	-	-	-		
	EPH >C10-40	mg/kg	35		-	-	-	-	-	-	-	-	-		
	GRO	mg/kg	0.2		<0.2	<0.2	<0.2	<0.2	<0.2	<0.2	<0.2	<0.2	<0.2		
	TPH by GC/ED (AR)	mg/kg	10		-	-	-	-	-	-	-	-	-		
	BTEX and MTE	Benzene	mg/kg	0.001	140	72	<0.001	<0.001	<0.001	<0.01 - 0.002	<0.01 - 0.002	<0.001	<0.001	<0.001	
Toluene		mg/kg	0.005	56000	<0.005	<0.005	<0.005	<0.005	<0.005	<0.005	<0.005	<0.005	<0.005		
Ethylbenzene		mg/kg	0.002	24000	<0.01	<0.01	<0.01	<0.01	<0.01	<0.01	<0.01	<0.01	<0.01		
Xylene (m & o)		mg/kg	0.004	41000	<0.004	<0.004	<0.004	<0.004	<0.004	<0.004	<0.004	<0.004	<0.004		
Xylene (o)		mg/kg	0.002	41000	<0.002	<0.002	<0.002	<0.002	<0.002	<0.002	<0.002	<0.002	<0.002		
Xylene Total		mg/kg	0.02		<0.03	<0.03	<0.03	<0.03	<0.03	<0.03	<0.03	<0.03	<0.03		
MTE		mg/kg	0.001		-	-	-	-	-	-	-	-	-		
Total BTEX		mg/kg	0.04		-	-	-	-	-	-	-	-	-		
VOC		Styrene	mg/kg	0.001		-	-	-	-	-	-	-	-	-	
		cis-1,3-dichloroethene	mg/kg	0.001		-	-	-	-	-	-	-	-	-	
	trans-1,3-dichloroethene	mg/kg	0.001		-	-	-	-	-	-	-	-	-		
	1,1,1,2-tetrachloroethane	mg/kg	0.001	1400	-	-	-	-	-	-	-	-	-		
	1,1,1-trichloroethane	mg/kg	0.001	140000	-	-	-	-	-	-	-	-	-		
	1,1,2,2-tetrachloroethane	mg/kg	0.001	1400	-	-	-	-	-	-	-	-	-		
	1,1,2-trichloroethane	mg/kg	0.001		-	-	-	-	-	-	-	-	-		
	1,1-dichloroethane	mg/kg	0.001		-	-	-	-	-	-	-	-	-		
	1,1-dichloroethene	mg/kg	0.001		-	-	-	-	-	-	-	-	-		
	1,1-dichloroethene	mg/kg	0.001		-	-	-	-	-	-	-	-	-		
	1,2-dichloroethane	mg/kg	0.001		-	-	-	-	-	-	-	-	-		
	1,2-dichloroethene	mg/kg	0.001		-	-	-	-	-	-	-	-	-		
	1,2-dibromo-3-chloropropane	mg/kg	0.001		-	-	-	-	-	-	-	-	-		
	1,2-dibromoethane	mg/kg	0.001		-	-	-	-	-	-	-	-	-		
	1,2-dichloroethane	mg/kg	0.001	29	-	-	-	-	-	-	-	-	-		
	1,2-dichloroethene	mg/kg	0.001		-	-	-	-	-	-	-	-	-		
	1,3,5-trimethylbenzene	mg/kg	0.001		-	-	-	-	-	-	-	-	-		
	1,3-dichloropropane	mg/kg	0.001		-	-	-	-	-	-	-	-	-		
	2,2-dichloropropane	mg/kg	0.001		-	-	-	-	-	-	-	-	-		
	2-chlorotoluene	mg/kg	0.001		-	-	-	-	-	-	-	-	-		
	4-chlorotoluene	mg/kg	0.001		-	-	-	-	-	-	-	-	-		
	Bromobenzene	mg/kg	0.001		-	-	-	-	-	-	-	-	-		
	Bromochloromethane	mg/kg	0.001		-	-	-	-	-	-	-	-	-		
	Bromodichloromethane	mg/kg	0.001		-	-	-	-	-	-	-	-	-		
	Bromoform	mg/kg	0.001		-	-	-	-	-	-	-	-	-		
	Bromomethane	mg/kg	0.001		-	-	-	-	-	-	-	-	-		
	Carbon disulfide	mg/kg	0.007	11000	-	-	-	-	-	-	-	-	-		
	Carbon tetrachloride	mg/kg	0.001	890	-	-	-	-	-	-	-	-	-		
	Chlorobromomethane	mg/kg	0.001		-	-	-	-	-	-	-	-	-		
	Chloroethane	mg/kg	0.002		-	-	-	-	-	-	-	-	-		
	Chloroform	mg/kg	0.001	2500	-	-	-	-	-	-	-	-	-		
	Chloromethane	mg/kg	0.003		-	-	-	-	-	-	-	-	-		
	cis-1,2-dichloroethene	mg/kg	0.005		-	-	-	-	-	-	-	-	-		
	Dibromomethane	mg/kg	0.001		-	-	-	-	-	-	-	-	-		
	Dichlorodifluoromethane	mg/kg	0.001		-	-	-	-	-	-	-	-	-		
	Dichloromethane	mg/kg	0.01		-	-	-	-	-	-	-	-	-		
	Isopropylbenzene	mg/kg	0.001		-	-	-	-	-	-	-	-	-		
	n-butylbenzene	mg/kg	0.001		-	-	-	-	-	-	-	-	-		
	n-propylbenzene	mg/kg	0.001		-	-	-	-	-	-	-	-	-		
	p-isocrotyltoluene	mg/kg	0.001		-	-	-	-	-	-	-	-	-		
sec-butylbenzene	mg/kg	0.001		-	-	-	-	-	-	-	-	-			
Trichloroethene	mg/kg	0.001	120	-	-	-	-	-	-	-	-	-			
tert-butylbenzene	mg/kg	0.001		-	-	-	-	-	-	-	-	-			
Tetrachloroethene	mg/kg	0.003	1400	-	-	-	-	-	-	-	-	-			
trans-1,2-dichloroethene	mg/kg	0.001		-	-	-	-	-	-	-	-	-			
Trichlorofluoromethane	mg/kg	0.001		-	-	-	-	-	-	-	-	-			
Vinyl chloride	mg/kg	0.001	3.5	-	-	-	-	-	-	-	-	-			
tert-Amyl methyl ether	mg/kg	0.01		-	-	-	-	-	-	-	-	-			
VOC/SVOC	1,2,3-trichlorobenzene	mg/kg	0.001		1800	-	-	-	-	-	-	-	-		
	1,2,4-trichlorobenzene	mg/kg	0.003		15000	-	-	-	-	-	-	-	-		
	1,2-dichlorobenzene	mg/kg	0.001		90000	-	-	-	-	-	-	-	-		
	1,3,5-Trichlorobenzene	mg/kg	0.001		1700	-	-	-	-	-	-	-	-		
	1,3-dichlorobenzene	mg/kg	0.001		300	-	-	-	-	-	-	-	-		
	1,4-dichlorobenzene	mg/kg	0.001		17000	-	-	-	-	-	-	-	-		
	Chlorobenzene	mg/kg	0.001		11000	-	-	-	-	-	-	-	-		
	Hexachlorobutadiene	mg/kg	0.002		25	-	-	-	-	-	-	-	-		

		Field ID	BH07097-X-1.70-ES-200122	BH07097-X-2.70-ES-200122	BH07097-X-3.50-ES-200122	BH07097-X-4.40-ES-200123	BH07097-X-5.40-ES-200123	BH07097-X-6.70-ES-200123	BH07097-X-7.50-ES-200123	BH07097-X-8.50-ES-200123	BH07097-X-9.70-ES-200123	
		Location Code	BH07097	BH07097	BH07097	BH07097	BH07097	BH07097	BH07097	BH07097	BH07097	
		Sample Depth Range	1.7	2.7	3.5	4.4	5.4	6.7	7.5	8.5	9.7	
		Sample Date	22/01/2020	22/01/2020	22/01/2020	23/01/2020	23/01/2020	23/01/2020	23/01/2020	23/01/2020	23/01/2020	
		Matrix Description	LQM S4UL Public Open Space (POS) Residential - 1% SOM									
		C4SL Public Open Space (POS) Residential										
Chem Group	ChemName	output unit	EQ1									
SVOC	Benzyl alcohol	mg/kg	0.5	-	-	-	-	-	-	-	-	
	Diphenyl ether	mg/kg	0.1	-	-	-	-	-	-	-	-	
	4-bromophenyl phenyl ether	mg/kg	0.1	-	-	-	-	-	-	-	-	
	4-nitroaniline	mg/kg	0.1	-	-	-	-	-	-	-	-	
	4-nitrophenol	mg/kg	0.1	-	-	-	-	-	-	-	-	
	1,1-Bioheptyl	mg/kg	0.1	-	-	-	-	-	-	-	-	
	1,2,3,4-tetrachlorobenzene	mg/kg	0.001	830	-	-	-	-	-	-	-	
	1-Methylvinylthalene	mg/kg	0.1	-	-	-	-	-	-	-	-	
	2,4,5-trichlorophenol	mg/kg	0.1	-	-	-	-	-	-	-	-	
	2,4,6-trichlorophenol	mg/kg	0.1	-	-	-	-	-	-	-	-	
	2,4-dichlorophenol	mg/kg	0.1	-	-	-	-	-	-	-	-	
	2,4-dimethylphenol	mg/kg	0.1	-	-	-	-	-	-	-	-	
	2,4-dinitrophenol	mg/kg	0.5	-	-	-	-	-	-	-	-	
	2,4-dinitrotoluene	mg/kg	0.1	-	-	-	-	-	-	-	-	
	2,6-dinitrotoluene	mg/kg	0.1	-	-	-	-	-	-	-	-	
	2-chloronaphthalene	mg/kg	0.1	-	-	-	-	-	-	-	-	
	2-chlorophenol	mg/kg	0.1	-	-	-	-	-	-	-	-	
	2-methylnaphthalene	mg/kg	0.1	-	-	-	-	-	-	-	-	
	2-methylphenol	mg/kg	0.1	-	-	-	-	-	-	-	-	
	2-nitroaniline	mg/kg	0.1	-	-	-	-	-	-	-	-	
	2-nitrophenol	mg/kg	0.1	-	-	-	-	-	-	-	-	
	3-nitroaniline	mg/kg	0.1	-	-	-	-	-	-	-	-	
	4,6-Dinitro-2-methylphenol	mg/kg	0.2	-	-	-	-	-	-	-	-	
	4-chloro-3-methylphenol	mg/kg	0.1	-	-	-	-	-	-	-	-	
	4-chloroaniline	mg/kg	0.1	-	-	-	-	-	-	-	-	
	4-chlorophenol	mg/kg	0.5	620	-	-	-	-	-	-	-	
	4-chlorophenyl phenyl ether	mg/kg	0.1	-	-	-	-	-	-	-	-	
	4-methylphenol	mg/kg	0.1	-	-	-	-	-	-	-	-	
	Azobenzene	mg/kg	0.1	-	-	-	-	-	-	-	-	
	Benzoic Acid	mg/kg	0.5	-	-	-	-	-	-	-	-	
	Bis(2-chlorophenoxy) methane	mg/kg	0.1	-	-	-	-	-	-	-	-	
	Bis(2-chloroethoxy) ether	mg/kg	0.1	-	-	-	-	-	-	-	-	
	Bis(2-chloroisopropyl) ether	mg/kg	0.1	-	-	-	-	-	-	-	-	
	Bis(2-ethylhexyl) phthalate	mg/kg	0.1	-	-	-	-	-	-	-	-	
	Butyl benzyl phthalate	mg/kg	0.1	-	-	-	-	-	-	-	-	
	Cabazole	mg/kg	0.1	-	-	-	-	-	-	-	-	
	Dibenzofuran	mg/kg	0.1	-	-	-	-	-	-	-	-	
	Diethylphthalate	mg/kg	0.1	-	-	-	-	-	-	-	-	
	Dimethyl phthalate	mg/kg	0.1	-	-	-	-	-	-	-	-	
	Di-n-butyl phthalate	mg/kg	0.1	-	-	-	-	-	-	-	-	
	Di-n-octyl phthalate	mg/kg	0.1	-	-	-	-	-	-	-	-	
	Hexachlorobenzene	mg/kg	0.002	16	-	-	-	-	-	-	-	
	Hexachlorocyclopentadiene	mg/kg	0.1	-	-	-	-	-	-	-	-	
	Hexachloroethane	mg/kg	0.1	-	-	-	-	-	-	-	-	
	Isophorone	mg/kg	0.1	-	-	-	-	-	-	-	-	
Nitrobenzene	mg/kg	0.1	-	-	-	-	-	-	-	-		
N-nitrosodipropylamine	mg/kg	0.1	-	-	-	-	-	-	-	-		
n-Nitrosodiphenylamine	mg/kg	0.1	-	-	-	-	-	-	-	-		
Pentachlorobenzene	mg/kg	0.001	100	-	-	-	-	-	-	-		
Pentachloronitrobenzene	mg/kg	0.05	-	-	-	-	-	-	-	-		
Pentachlorophenol	mg/kg	0.1	60	-	-	-	-	-	-	-		
PCB	PCB-110	mg/kg	-	-	-	-	-	-	-	-	-	
	PCB-128	mg/kg	-	-	-	-	-	-	-	-	-	
	PCB-141	mg/kg	-	-	-	-	-	-	-	-	-	
	PCB-149	mg/kg	-	-	-	-	-	-	-	-	-	
	PCB-151	mg/kg	-	-	-	-	-	-	-	-	-	
	PCB-158	mg/kg	-	-	-	-	-	-	-	-	-	
	PCB-170	mg/kg	-	-	-	-	-	-	-	-	-	
	PCB-18	mg/kg	-	-	-	-	-	-	-	-	-	
	PCB-183	mg/kg	-	-	-	-	-	-	-	-	-	
	PCB-187	mg/kg	-	-	-	-	-	-	-	-	-	
	PCB-194	mg/kg	-	-	-	-	-	-	-	-	-	
	PCB-31	mg/kg	-	-	-	-	-	-	-	-	-	
	PCB-44	mg/kg	-	-	-	-	-	-	-	-	-	
	PCB-49	mg/kg	-	-	-	-	-	-	-	-	-	
	2,2,4-tetrachloro-1,1-Biphenyl	mg/kg	-	-	-	-	-	-	-	-	-	
	2,3,4,4-tetrachloro-1,1-Biphenyl	mg/kg	-	-	-	-	-	-	-	-	-	
	Heptachlorobiphenyl, 2,3,3,4,4,5,5- (PCB 189)	mg/kg	0.003	<0.005	<0.005	<0.005	<0.005	<0.005	<0.005	<0.005	<0.005	<0.005
	Hexachlorobiphenyl, 2,3,3,4,4,5- (PCB 156)	mg/kg	0.003	<0.005	<0.005	<0.005	<0.005	<0.005	<0.005	<0.005	<0.005	<0.005
	Hexachlorobiphenyl, 2,3,3,4,4,5- (PCB 157)	mg/kg	0.003	<0.005	<0.005	<0.005	<0.005	<0.005	<0.005	<0.005	<0.005	<0.005
	Hexachlorobiphenyl, 2,3,4,4,5,5- (PCB 167)	mg/kg	0.003	<0.005	<0.005	<0.005	<0.005	<0.005	<0.005	<0.005	<0.005	<0.005
	Hexachlorobiphenyl, 3,3,4,4,5,5- (PCB 169)	mg/kg	0.003	<0.005	<0.005	<0.005	<0.005	<0.005	<0.005	<0.005	<0.005	<0.005
	PCB 101	mg/kg	0.003	<0.005	<0.005	<0.005	0.00855	0.00964	0.0284	0.0917	<0.005	<0.005
	PCB 118	mg/kg	0.003	<0.005	<0.005	<0.005	0.00882	0.00957	<0.005	<0.005	<0.005	<0.005
	PCB 138	mg/kg	0.003	<0.005	<0.005	<0.005	0.0111	0.00634	0.36	1.13	0.0361	0.0119
	PCB 153	mg/kg	0.003	<0.005	<0.005	<0.005	0.0078	0.0116	<0.005	<0.005	<0.005	<0.005
	PCB 160	mg/kg	0.003	<0.005	<0.005	<0.005	<0.005	0.00815	<0.005	<0.005	<0.005	<0.005
	PCB 26	mg/kg	0.003	<0.005	<0.005	<0.005	0.00872	0.013	0.0173	0.017	<0.005	<0.005
	PCB 52	mg/kg	0.003	<0.005	<0.005	<0.005	0.0148	0.023	0.0627	0.0792	<0.005	<0.005
	Pentachlorobiphenyl, 2,3,3,4,4- (PCB 105)	mg/kg	0.003	<0.005	<0.005	<0.005	<0.005	<0.005	<0.005	<0.005	<0.005	<0.005
	Pentachlorobiphenyl, 2,3,4,4,5- (PCB 114)	mg/kg	0.003	<0.005	<0.005	<0.005	<0.005	<0.005	<0.005	<0.005	<0.005	<0.005
Pentachlorobiphenyl, 2,3,4,4,5- (PCB 123)	mg/kg	0.003	<0.005	<0.005	<0.005	<0.005	<0.005	<0.005	<0.005	<0.005	<0.005	
Pentachlorobiphenyl, 3,3,4,4,5- (PCB 126)	mg/kg	0.003	<0.005	<0.005	<0.005	<0.005	<0.005	<0.005	<0.005	<0.005	<0.005	
Tetrachlorobiphenyl, 3,3,4,4- (PCB 77)	mg/kg	0.003	<0.005	<0.005	<0.005	<0.005	0.0257	<0.005	<0.005	<0.005	<0.005	
Tetrachlorobiphenyl, 3,4,4,5- (PCB 81)	mg/kg	0.003	<0.005	<0.005	<0.005	<0.005	<0.005	<0.005	<0.005	<0.005	<0.005	
Total PCB 7 congeners	mg/kg	0.021	-	-	-	-	-	-	-	-	-	
Total PCB WHO 12	mg/kg	0.036	-	-	-	-	-	-	-	-	-	

		Field ID	BH07097-X-1.70-ES-200122	BH07097-X-2.70-ES-200122	BH07097-X-3.50-ES-200122	BH07097-X-4.40-ES-200123	BH07097-X-5.40-ES-200123	BH07097-X-6.70-ES-200123	BH07097-X-7.50-ES-200123	BH07097-X-8.50-ES-200123	BH07097-X-9.70-ES-200123
		Location Code	BH07097	BH07097	BH07097	BH07097	BH07097	BH07097	BH07097	BH07097	BH07097
		Sample Depth Range	1.7	2.7	3.5	4.4	5.4	6.7	7.5	8.5	9.7
		Sample Date	22/01/2020	22/01/2020	22/01/2020	23/01/2020	23/01/2020	23/01/2020	23/01/2020	23/01/2020	23/01/2020
		Matrix Description	LQM S4UL Public Open Space (POS) Residential - 1% SOM								
		C4SL Public Open Space (POS) Residential									
Chem Group	ChemName	output unit	EQL								
Phenolics	Xenonols	mg/kg	0.015	-	-	-	-	-	-	-	-
	Phenol Index	mg/kg	0.5	<0.5	<0.5	<0.5	0.7	0.9	<0.5	<0.5	<0.5
	3-84-methylphenol	mg/kg	0.1	-	-	-	-	-	-	-	-
	Cresol Total	mg/kg	0.01	-	-	-	-	-	-	-	-
Phenols Monohydric	Phenol	mg/kg	0.01	-	-	-	-	-	-	-	-
	Phenols Monohydric	mg/kg	0.035	-	-	-	-	-	-	-	-
	Dibutyltin	mg/kg	-	-	-	-	-	-	-	-	-
	Monophenyltin	mg/kg	-	-	-	-	-	-	-	-	-
Organotins	Diphenyltin	mg/kg	-	-	-	-	-	-	-	-	-
	Monobutyltin	mg/kg	-	-	-	-	-	-	-	-	-
	Tetraethyltin	mg/kg	-	-	-	-	-	-	-	-	-
	Tributyltin	mg/kg	0.001	<0.005	<0.005	<0.005	<0.005	<0.005	<0.005	<0.005	<0.005
Pesticides	Triphenyltin	mg/kg	-	-	-	-	-	-	-	-	-
	Ethionfos	mg/kg	0.002	-	-	-	-	-	-	-	-
	Hepatachlor epoxide	mg/kg	0.002	-	-	-	-	-	-	-	-
	Methachlorphos	mg/kg	0.002	-	-	-	-	-	-	-	-
Pesticides	Propetamphos	mg/kg	0.002	-	-	-	-	-	-	-	-
	Simetryn	mg/kg	0.05	-	-	-	-	-	-	-	-
	Sodium Acifluorfen	mg/kg	-	-	-	-	-	-	-	-	-
	Terbufos	mg/kg	0.003	-	-	-	-	-	-	-	-
Pesticides	2,4,5-TP (Silvex)	mg/kg	-	-	-	-	-	-	-	-	-
	Hedonal	mg/kg	-	-	-	-	-	-	-	-	-
	2,4-DDT	mg/kg	0.003	-	-	-	-	-	-	-	-
	2,4-Dichloroprop	mg/kg	-	-	-	-	-	-	-	-	-
Pesticides	4-(2,4-Dichlorophenoxy)butyric Acid (2,4-DB)	mg/kg	-	-	-	-	-	-	-	-	-
	4,4-DDE	mg/kg	0.005	-	-	-	-	-	-	-	-
	4-Chlorophenoxy acetic acid	mg/kg	-	-	-	-	-	-	-	-	-
	a-BHC	mg/kg	0.002	24	-	-	-	-	-	-	-
Pesticides	Aldrin	mg/kg	0.002	18	-	-	-	-	-	-	-
	Ametryn	mg/kg	0.05	-	-	-	-	-	-	-	-
	Acetyl (hexnill)	mg/kg	-	-	-	-	-	-	-	-	-
	Atrazin	mg/kg	0.05	1200	-	-	-	-	-	-	-
Pesticides	Azinophos methyl	mg/kg	0.005	-	-	-	-	-	-	-	-
	b-BHC	mg/kg	0.002	8.1	-	-	-	-	-	-	-
	Bentazone	mg/kg	0.1	-	-	-	-	-	-	-	-
	Bromoxnill	mg/kg	-	-	-	-	-	-	-	-	-
Pesticides	Carbofenthothion	mg/kg	0.003	-	-	-	-	-	-	-	-
	chlordan	mg/kg	0.002	-	-	-	-	-	-	-	-
	Chlordane (cis)	mg/kg	0.002	-	-	-	-	-	-	-	-
	Azinphos Ethyl	mg/kg	0.005	-	-	-	-	-	-	-	-
Pesticides	Chlordane (trans)	mg/kg	0.05	-	-	-	-	-	-	-	-
	Chlorfenvinphos	mg/kg	0.003	-	-	-	-	-	-	-	-
	Chlorotoluron	mg/kg	-	-	-	-	-	-	-	-	-
	Chlorovifos	mg/kg	0.002	-	-	-	-	-	-	-	-
Pesticides	Chlorpyrifos-methyl	mg/kg	0.002	-	-	-	-	-	-	-	-
	Cyanazine	mg/kg	-	-	-	-	-	-	-	-	-
	d-BHC	mg/kg	0.002	-	-	-	-	-	-	-	-
	DDD	mg/kg	0.005	-	-	-	-	-	-	-	-
Pesticides	DDT	mg/kg	0.005	-	-	-	-	-	-	-	-
	Chlorfalonil	mg/kg	0.002	-	-	-	-	-	-	-	-
	Diazinon	mg/kg	0.001	-	-	-	-	-	-	-	-
	Dicamba	mg/kg	-	-	-	-	-	-	-	-	-
Pesticides	Dichlobenil	mg/kg	0.001	-	-	-	-	-	-	-	-
	cis-Permethrin	mg/kg	0.003	-	-	-	-	-	-	-	-
	Dichlorvos	mg/kg	0.002	16	-	-	-	-	-	-	-
	Diclofop	mg/kg	-	-	-	-	-	-	-	-	-
Pesticides	Dieldrin	mg/kg	0.005	18	-	-	-	-	-	-	-
	Dimethoate	mg/kg	0.003	-	-	-	-	-	-	-	-
	Dinoseb	mg/kg	-	-	-	-	-	-	-	-	-
	Diuron	mg/kg	-	-	-	-	-	-	-	-	-
Pesticides	Endosulfan I	mg/kg	0.001	1200	-	-	-	-	-	-	-
	Endosulfan II	mg/kg	0.01	-	-	-	-	-	-	-	-
	Endosulfan sulphate	mg/kg	0.005	-	-	-	-	-	-	-	-
	Endrin	mg/kg	0.003	-	-	-	-	-	-	-	-
Pesticides	Endrin ketone	mg/kg	0.03	-	-	-	-	-	-	-	-
	Ethion	mg/kg	0.003	-	-	-	-	-	-	-	-
	Fenitrothion	mg/kg	0.005	-	-	-	-	-	-	-	-
	Fenithion	mg/kg	0.01	-	-	-	-	-	-	-	-
Pesticides	Fluroxypyr	mg/kg	0.1	-	-	-	-	-	-	-	-



		Field ID	BH07097-X-1.70-ES-200122	BH07097-X-2.70-ES-200122	BH07097-X-3.50-ES-200122	BH07097-X-4.40-ES-200123	BH07097-X-5.40-ES-200123	BH07097-X-6.70-ES-200123	BH07097-X-7.50-ES-200123	BH07097-X-8.50-ES-200123	BH07097-X-9.70-ES-200123	
		Location Code	BH07097	BH07097	BH07097	BH07097	BH07097	BH07097	BH07097	BH07097	BH07097	
		Sample Depth Range	1.7	2.7	3.5	4.4	5.4	6.7	7.5	8.5	9.7	
		Sample Date	22/01/2020	22/01/2020	22/01/2020	23/01/2020	23/01/2020	23/01/2020	23/01/2020	23/01/2020	23/01/2020	
		Matrix Description	LQM S4UL Public Open Space (POS) Residential - 1% SOM									
		C4SL Public Open Space (POS) Residential	LQM S4UL Public Open Space (POS) Residential - 1% SOM									
Chem Group	ChemName	output unit	EQL									
	α-BHC (Lindane)	mg/kg	0.001	-	-	-	-	-	-	-	-	
	Heptachlor	mg/kg	0.003	-	-	-	-	-	-	-	-	
	Isodrin	mg/kg	0.002	-	-	-	-	-	-	-	-	
	Isoproturon	mg/kg	-	-	-	-	-	-	-	-	-	
	Linuron	mg/kg	-	-	-	-	-	-	-	-	-	
	Malathion	mg/kg	0.002	-	-	-	-	-	-	-	-	
	2-Methyl-4-chlorophenoxyacetic acid	mg/kg	-	-	-	-	-	-	-	-	-	
	2-Methyl-4-Chlorophenoxy Butanoic Acid	mg/kg	-	-	-	-	-	-	-	-	-	
	Mecoprop	mg/kg	-	-	-	-	-	-	-	-	-	
	Methoxychlor	mg/kg	0.005	-	-	-	-	-	-	-	-	
	Methyl carathion	mg/kg	0.01	-	-	-	-	-	-	-	-	
	Mevinphos (Phosdrin)	mg/kg	0.002	-	-	-	-	-	-	-	-	
	o,p-DDD	mg/kg	0.005	-	-	-	-	-	-	-	-	
	o,p'-DDE	mg/kg	0.002	-	-	-	-	-	-	-	-	
	o,p'-Methoxychlor	mg/kg	0.05	-	-	-	-	-	-	-	-	
	Parathion	mg/kg	0.005	-	-	-	-	-	-	-	-	
	Pendimethalin	mg/kg	0.01	-	-	-	-	-	-	-	-	
	Permethrin	mg/kg	0.05	-	-	-	-	-	-	-	-	
	Permethrin II	mg/kg	0.003	-	-	-	-	-	-	-	-	
	Phorate	mg/kg	0.01	-	-	-	-	-	-	-	-	
	Priniphos-methyl	mg/kg	0.002	-	-	-	-	-	-	-	-	
	Priniphos-ethyl	mg/kg	0.002	-	-	-	-	-	-	-	-	
	Prometon	mg/kg	0.05	-	-	-	-	-	-	-	-	
	Prometryn	mg/kg	0.05	-	-	-	-	-	-	-	-	
	Pronamide	mg/kg	0.002	-	-	-	-	-	-	-	-	
	Propazine	mg/kg	0.05	-	-	-	-	-	-	-	-	
	Propiconazole	mg/kg	-	-	-	-	-	-	-	-	-	
	Propoxycarbazone-sodium	mg/kg	-	-	-	-	-	-	-	-	-	
	Simazine	mg/kg	0.05	-	-	-	-	-	-	-	-	
	Terbutryn	mg/kg	0.05	-	-	-	-	-	-	-	-	
	Terbutylazine	mg/kg	0.05	-	-	-	-	-	-	-	-	
	Phoxalone	mg/kg	0.005	-	-	-	-	-	-	-	-	
	Phosphamidon	mg/kg	0.005	-	-	-	-	-	-	-	-	
	Triadimefon	mg/kg	0.002	-	-	-	-	-	-	-	-	
	Triallate	mg/kg	0.002	-	-	-	-	-	-	-	-	
	Triclopyr	mg/kg	0.1	-	-	-	-	-	-	-	-	
	Triclosan	mg/kg	-	-	-	-	-	-	-	-	-	
	Trifluralin	mg/kg	0.01	-	-	-	-	-	-	-	-	
	Tebuconazole	mg/kg	-	-	-	-	-	-	-	-	-	
	Telodrin	mg/kg	0.05	-	-	-	-	-	-	-	-	
	Triazophos	mg/kg	0.003	-	-	-	-	-	-	-	-	
SVOC TIC	SVOC TICs - Detect	Detect	-	-	-	-	-	-	-	-	-	
	Anthraquinone 9,10-	mg/kg	-	-	-	-	-	-	-	-	-	
	SVOC Tentatively Identified Compounds	mg/kg	0.1	-	-	-	-	-	-	-	-	
	Aniline	mg/kg	0.3	-	-	-	-	-	-	-	-	
VOC TIC	VOC TICs - Detect	Detect	-	-	-	-	-	-	-	-	-	
	VOC Tentatively Identified Compounds	mg/kg	0.05	-	-	-	-	-	-	-	-	
	Freon 113	mg/kg	0.005	-	-	-	-	-	-	-	-	
Other	Temperature	°C	-	-	-	-	-	-	-	-	-	
	Conductivity @ 20°C	µS/cm	14	-	-	35.8	36.5	45.1	47.7	-	-	
	% Stones <4mm	%	0	0	0	0	0	0	0	0	0	
	Fraction of non-crushable material	%	0	0	0	0	0	0	0	0	0	
	Moisture Content (dried @35°C)	%	-	-	-	-	-	-	-	-	-	
	Moisture Content 105C	%	0.1	14	16.1	20.2	25	31.4	38.8	39.6	40.5	
	pH (Lab)	pH Units	1	10.3	9	8.8	7.4	7.6	7.8	8.4	8.2	
	Stone Content	%	0	0	4.8	6.2	0	9.6	3.7	4.1	0	
	Total Organic Carbon	%	0.02	0.41	0.31	0.58	15.7	14.6	11.3	21.7	2.42	

**Env Stds Comments**  
 #1:GAC is only presented as speciated chromium. 7.7mg/kg is used for hexavalent. If hexavalent chromium (CVI) data is available, a value of 1,500mg/kg r  
 #2:C4SL for lead adopted  
 #3:GAC only presented as speciated mercury. 16mg/kg is used for elemental mercury. If the CSM indicates that elemental mercury is not a CoC and mercury  
 #4:Updated S4UL for nickel  
 #5:S4UL exceeds solubility saturation limit  
 #6:Criteria derived for Al<sup>3</sup>-C16-C35 split between Al<sup>3</sup>-C16-21 & Al<sup>3</sup>-C21-35. Requires summation of fractions to use Al<sup>3</sup>-C16-C35 criteria.  
 #7:Criteria presented is for p-xylene. A separate value is presented for o-xylene.  
 #8:S4UL based on a threshold protective of direct skin contact with phenyl

**Legend**

38.2	Results exceeds GAC.
<50	Results MDL is greater than GAC.
NAD	No asbestos detected.
-	Determinand has not been tested for.

**Notes**  
 A range is given where a determinand has been analysed for by more than one method.



Chem Group	ChemName	output unit	EQL	Field ID	BH07098-X-0.10-ES-200120	BH07098-X-1.00-ES-200120	BH07098-X-1.60-ES-200120	BH07098-X-2.60-ES-200120	BH07098-X-3.50-ES-200120	BH07098-X-4.60-ES-200120	BH07098-X-5.60-ES-200121	BH07098-X-6.60-ES-200121	BH07098-X-7.60-ES-200121	
				Location Code	BH07098	BH07098	BH07098	BH07098	BH07098	BH07098	BH07098	BH07098	BH07098	BH07098
				Sample Depth Range	0.1	1	1.6	2.6	3.5	4.6	5.6	6.6	7.6	
				Sample Date	20/01/2020	20/01/2020	20/01/2020	20/01/2020	20/01/2020	20/01/2020	21/01/2020	21/01/2020	21/01/2020	
				Matrix Description	LQM S4UL Public Open Space (POS) Residential - 1% SOM									
				C4SL Public Open Space (POS) Residential										
TPH	>C6-C8	mg/kg	0.02		<0.2	<0.2	<0.2	<0.2	<0.2	<0.2	<0.2	<0.2	<0.2	
	>C6-C7	mg/kg	0.02		<0.2	<0.2	<0.2	<0.2	<0.2	<0.2	<0.2	<0.2	<0.2	
	>C7-C8	mg/kg	0.02		<0.2	<0.2	<0.2	<0.2	<0.2	<0.2	<0.2	<0.2	<0.2	
	>C6-C8	mg/kg	0.2		-	-	-	-	-	-	-	-	-	
	>C8-C10	mg/kg	0.02		<0.2	<0.2	<0.2	<0.2	<0.2	<0.2	<0.2	<0.2	<0.2	
	>C10-C12	mg/kg	0.02		-	-	-	-	-	-	-	-	-	
	>C12-C16	mg/kg	2		-	-	-	-	-	-	-	-	-	
	>C16-C21	mg/kg	2		-	-	-	-	-	-	-	-	-	
	>C21-C28	mg/kg	35		-	-	-	-	-	-	-	-	-	
	>C21-C35	mg/kg	4.38		-	-	-	-	-	-	-	-	-	
	>C28-C35	mg/kg	35		-	-	-	-	-	-	-	-	-	
	>C31-C40	mg/kg	10		-	-	-	-	-	-	-	-	-	
	>C35-C40	mg/kg	35		-	-	-	-	-	-	-	-	-	
	GRO >C5-10	mg/kg	0.02		-	-	-	-	-	-	-	-	-	
	TPH >C8-C40	mg/kg	10		-	-	-	-	-	-	-	-	-	
	EPH >C5-40	mg/kg	35		-	-	-	-	-	-	-	-	-	
	EPH >C10-40	mg/kg	35		-	-	-	-	-	-	-	-	-	
	GRO	mg/kg	0.2		<0.2	<0.2	<0.2	<0.2	<0.2	<0.2	<0.2	<0.2	<0.2	
	TPH by GC/ED (AR)	mg/kg	10		-	-	-	-	-	-	-	-	-	
BTEX and MTBE	Benzene	mg/kg	0.001	140	72	<0.001	<0.001	<0.001	<0.001	<0.001	<0.001	<0.001	<0.001	
	Toluene	mg/kg	0.005		56000	<0.005	<0.005	<0.005	<0.005	<0.005	<0.005	<0.005	<0.005	
	Ethylbenzene	mg/kg	0.002		24000	<0.002	<0.002	<0.002	<0.002	<0.002	<0.002	<0.002	<0.002	
	Xylene (m & o)	mg/kg	0.004		41000	<0.004	<0.004	<0.004	<0.004	<0.004	<0.004	<0.004	<0.004	
	Xylene (o)	mg/kg	0.002		41000	<0.002	<0.002	<0.002	<0.002	<0.002	<0.002	<0.002	<0.002	
	Xylene Total	mg/kg	0.02			<0.03	<0.03	<0.03	<0.03	<0.03	<0.03	<0.03	<0.03	
	MTBE	mg/kg	0.001			-	-	-	-	-	-	-	-	
	Total BTEX	mg/kg	0.04			-	-	-	-	-	-	-	-	
	VOC	Styrene	mg/kg	0.001			-	-	-	-	-	-	-	-
		cis-1,3-dichloroethene	mg/kg	0.001			-	-	-	-	-	-	-	-
trans-1,3-dichloroethene		mg/kg	0.001			-	-	-	-	-	-	-	-	
1,1,1,2-tetrachloroethane		mg/kg	0.001	1400		-	-	-	-	-	-	-	-	
1,1,1-trichloroethane		mg/kg	0.001	140000		-	-	-	-	-	-	-	-	
1,1,2,2-tetrachloroethane		mg/kg	0.001	1400		-	-	-	-	-	-	-	-	
1,1,2-trichloroethane		mg/kg	0.001			-	-	-	-	-	-	-	-	
1,1-dichloroethane		mg/kg	0.001			-	-	-	-	-	-	-	-	
1,1-dichloroethene		mg/kg	0.001			-	-	-	-	-	-	-	-	
1,1-dichloroethene		mg/kg	0.001			-	-	-	-	-	-	-	-	
1,2,3-trichloropropane		mg/kg	0.001			-	-	-	-	-	-	-	-	
1,2,4-trimethylbenzene		mg/kg	0.001			-	-	-	-	-	-	-	-	
1,2-dibromo-3-chloropropane		mg/kg	0.001			-	-	-	-	-	-	-	-	
1,2-dibromoethane		mg/kg	0.001			-	-	-	-	-	-	-	-	
1,2-dichloroethane		mg/kg	0.001	29		-	-	-	-	-	-	-	-	
1,2-dichloroethene		mg/kg	0.001			-	-	-	-	-	-	-	-	
1,3,5-trimethylbenzene		mg/kg	0.001			-	-	-	-	-	-	-	-	
1,3-dichloropropane		mg/kg	0.001			-	-	-	-	-	-	-	-	
2,2-dichloropropane		mg/kg	0.001			-	-	-	-	-	-	-	-	
2-chlorotoluene		mg/kg	0.001			-	-	-	-	-	-	-	-	
4-chlorotoluene		mg/kg	0.001			-	-	-	-	-	-	-	-	
Bromobenzene		mg/kg	0.001			-	-	-	-	-	-	-	-	
Bromochloromethane		mg/kg	0.001			-	-	-	-	-	-	-	-	
Bromodichloromethane		mg/kg	0.001			-	-	-	-	-	-	-	-	
Bromoform		mg/kg	0.001			-	-	-	-	-	-	-	-	
Bromomethane		mg/kg	0.001			-	-	-	-	-	-	-	-	
Carbon disulfide		mg/kg	0.007	11000		-	-	-	-	-	-	-	-	
Carbon tetrachloride		mg/kg	0.001	890		-	-	-	-	-	-	-	-	
Chlorobromomethane		mg/kg	0.001			-	-	-	-	-	-	-	-	
Chloroethane		mg/kg	0.002			-	-	-	-	-	-	-	-	
Chloroform		mg/kg	0.001	2500		-	-	-	-	-	-	-	-	
Chloromethane		mg/kg	0.003			-	-	-	-	-	-	-	-	
cis-1,2-dichloroethene		mg/kg	0.005			-	-	-	-	-	-	-	-	
Dibromomethane		mg/kg	0.001			-	-	-	-	-	-	-	-	
Dichlorodifluoromethane		mg/kg	0.001			-	-	-	-	-	-	-	-	
Dichloromethane		mg/kg	0.01			-	-	-	-	-	-	-	-	
Isopropylbenzene		mg/kg	0.001			-	-	-	-	-	-	-	-	
n-butylbenzene		mg/kg	0.001			-	-	-	-	-	-	-	-	
n-propylbenzene		mg/kg	0.001			-	-	-	-	-	-	-	-	
p-isocrotyltoluene		mg/kg	0.001			-	-	-	-	-	-	-	-	
sec-butylbenzene		mg/kg	0.001			-	-	-	-	-	-	-	-	
Trichloroethene		mg/kg	0.001	120		-	-	-	-	-	-	-	-	
tert-butylbenzene		mg/kg	0.001			-	-	-	-	-	-	-	-	
Tetrachloroethene	mg/kg	0.003	1400		-	-	-	-	-	-	-	-		
trans-1,2-dichloroethene	mg/kg	0.001			-	-	-	-	-	-	-	-		
Trichlorofluoromethane	mg/kg	0.001			-	-	-	-	-	-	-	-		
Vinyl chloride	mg/kg	0.001	3.5		-	-	-	-	-	-	-	-		
tert-Amyl methyl ether	mg/kg	0.01			-	-	-	-	-	-	-	-		
VOC/SVOC	1,2,3-trichlorobenzene	mg/kg	0.001		1800									
	1,2,4-trichlorobenzene	mg/kg	0.003		15000									
	1,2-dichlorobenzene	mg/kg	0.001		90000									
	1,3,5-Trichlorobenzene	mg/kg	0.001		1700									
	1,3-dichlorobenzene	mg/kg	0.001		300									
	1,4-dichlorobenzene	mg/kg	0.001		17000									
	Chlorobenzene	mg/kg	0.001		11000									
Hexachlorobutadiene	mg/kg	0.002		25										

Chem Group	ChemName	output unit	EQL	Matrix Description										
				LQM S4UL Public Open Space (POS) Residential - 1% SOM										
				Field ID	Location Code	Sample Depth	Range	Sampled Date	Time	Time	Time	Time	Time	Time
				BH07098-X-0.10-ES-200120	BH07098-X-1.00-ES-200120	BH07098-X-1.60-ES-200120	BH07098-X-2.60-ES-200120	BH07098-X-3.50-ES-200120	BH07098-X-4.60-ES-200120	BH07098-X-5.60-ES-200121	BH07098-X-6.80-ES-200121	BH07098-X-7.60-ES-200121		
				BH07098	BH07098	BH07098	BH07098	BH07098	BH07098	BH07098	BH07098	BH07098		
				0.1	1	1.6	2.6	3.5	4.6	5.6	6.6	7.6		
				20/01/2020	20/01/2020	20/01/2020	20/01/2020	20/01/2020	20/01/2020	21/01/2020	21/01/2020	21/01/2020		
				C4SL Public Open Space (POS) Residential										
SVOC	Benzyl alcohol	mg/kg	0.5	-	-	-	-	-	-	-	-	-	-	
	Diphenyl ether	mg/kg	0.1	-	-	-	-	-	-	-	-	-	-	
	4-bromophenyl phenyl ether	mg/kg	0.1	-	-	-	-	-	-	-	-	-	-	
	4-nitroaniline	mg/kg	0.1	-	-	-	-	-	-	-	-	-	-	
	4-nitrophenol	mg/kg	0.1	-	-	-	-	-	-	-	-	-	-	
	1,1-Biohexyl	mg/kg	0.1	-	-	-	-	-	-	-	-	-	-	
	1,2,3,4-tetrachlorobenzene	mg/kg	0.001	830	-	-	-	-	-	-	-	-	-	
	1-Methylnaphthalene	mg/kg	0.1	-	-	-	-	-	-	-	-	-	-	
	2,4,5-trichlorophenol	mg/kg	0.1	-	-	-	-	-	-	-	-	-	-	
	2,4,6-trichlorophenol	mg/kg	0.1	-	-	-	-	-	-	-	-	-	-	
	2,4-dichlorophenol	mg/kg	0.1	-	-	-	-	-	-	-	-	-	-	
	2,4-dimethylphenol	mg/kg	0.1	-	-	-	-	-	-	-	-	-	-	
	2,4-dinitrophenol	mg/kg	0.5	-	-	-	-	-	-	-	-	-	-	
	2,4-dinitrotoluene	mg/kg	0.1	-	-	-	-	-	-	-	-	-	-	
	2,6-dinitrotoluene	mg/kg	0.1	-	-	-	-	-	-	-	-	-	-	
	2-chloronaphthalene	mg/kg	0.1	-	-	-	-	-	-	-	-	-	-	
	2-chlorophenol	mg/kg	0.1	-	-	-	-	-	-	-	-	-	-	
	2-methylnaphthalene	mg/kg	0.1	-	-	-	-	-	-	-	-	-	-	
	2-methylphenol	mg/kg	0.1	-	-	-	-	-	-	-	-	-	-	
	2-nitroaniline	mg/kg	0.1	-	-	-	-	-	-	-	-	-	-	
	2-nitrophenol	mg/kg	0.1	-	-	-	-	-	-	-	-	-	-	
	3-nitroaniline	mg/kg	0.1	-	-	-	-	-	-	-	-	-	-	
	4,6-Dinitro-2-methylphenol	mg/kg	0.2	-	-	-	-	-	-	-	-	-	-	
	4-chloro-3-methylphenol	mg/kg	0.1	-	-	-	-	-	-	-	-	-	-	
	4-chloroaniline	mg/kg	0.1	-	-	-	-	-	-	-	-	-	-	
	4-chlorophenol	mg/kg	0.5	620	-	-	-	-	-	-	-	-	-	
	4-chlorophenyl phenyl ether	mg/kg	0.1	-	-	-	-	-	-	-	-	-	-	
	4-methylphenol	mg/kg	0.1	-	-	-	-	-	-	-	-	-	-	
	Azobenzene	mg/kg	0.1	-	-	-	-	-	-	-	-	-	-	
	Benzoic Acid	mg/kg	0.5	-	-	-	-	-	-	-	-	-	-	
	Bis(2-chlorophenyl) methane	mg/kg	0.1	-	-	-	-	-	-	-	-	-	-	
	Bis(2-chloroethyl) ether	mg/kg	0.1	-	-	-	-	-	-	-	-	-	-	
	Bis(2-chloroisopropyl) ether	mg/kg	0.1	-	-	-	-	-	-	-	-	-	-	
	Bis(2-ethylhexyl) phthalate	mg/kg	0.1	-	-	-	-	-	-	-	-	-	-	
	Butyl benzyl phthalate	mg/kg	0.1	-	-	-	-	-	-	-	-	-	-	
	Carbazole	mg/kg	0.1	-	-	-	-	-	-	-	-	-	-	
	Dibenzofuran	mg/kg	0.1	-	-	-	-	-	-	-	-	-	-	
	Diethylphthalate	mg/kg	0.1	-	-	-	-	-	-	-	-	-	-	
	Dimethyl phthalate	mg/kg	0.1	-	-	-	-	-	-	-	-	-	-	
	Di-n-butyl phthalate	mg/kg	0.1	-	-	-	-	-	-	-	-	-	-	
	Di-n-octyl phthalate	mg/kg	0.1	-	-	-	-	-	-	-	-	-	-	
	Hexachlorobenzene	mg/kg	0.002	16	-	-	-	-	-	-	-	-	-	
	Hexachlorocyclopentadiene	mg/kg	0.1	-	-	-	-	-	-	-	-	-	-	
	Hexachloroethane	mg/kg	0.1	-	-	-	-	-	-	-	-	-	-	
	Isophorone	mg/kg	0.1	-	-	-	-	-	-	-	-	-	-	
	Nitrobenzene	mg/kg	0.1	-	-	-	-	-	-	-	-	-	-	
	N-nitrosodipropylamine	mg/kg	0.1	-	-	-	-	-	-	-	-	-	-	
	n-Nitrosodiphenylamine	mg/kg	0.1	-	-	-	-	-	-	-	-	-	-	
	Pentachlorobenzene	mg/kg	0.001	100	-	-	-	-	-	-	-	-	-	
	Pentachloronitrobenzene	mg/kg	0.05	-	-	-	-	-	-	-	-	-	-	
	Pentachlorophenol	mg/kg	0.1	60	-	-	-	-	-	-	-	-	-	
PCB	PCB-110	mg/kg	-	-	-	-	-	-	-	-	-	-	-	
	PCB-128	mg/kg	-	-	-	-	-	-	-	-	-	-	-	
	PCB-141	mg/kg	-	-	-	-	-	-	-	-	-	-	-	
	PCB-149	mg/kg	-	-	-	-	-	-	-	-	-	-	-	
	PCB-151	mg/kg	-	-	-	-	-	-	-	-	-	-	-	
	PCB-158	mg/kg	-	-	-	-	-	-	-	-	-	-	-	
	PCB-170	mg/kg	-	-	-	-	-	-	-	-	-	-	-	
	PCB-18	mg/kg	-	-	-	-	-	-	-	-	-	-	-	
	PCB-183	mg/kg	-	-	-	-	-	-	-	-	-	-	-	
	PCB-187	mg/kg	-	-	-	-	-	-	-	-	-	-	-	
	PCB-194	mg/kg	-	-	-	-	-	-	-	-	-	-	-	
	PCB-31	mg/kg	-	-	-	-	-	-	-	-	-	-	-	
	PCB-44	mg/kg	-	-	-	-	-	-	-	-	-	-	-	
	PCB-49	mg/kg	-	-	-	-	-	-	-	-	-	-	-	
	2,2,4-tetrachloro-1,1-Biphenyl	mg/kg	-	-	-	-	-	-	-	-	-	-	-	
	2,3,4,4-tetrachloro-1,1-Biphenyl	mg/kg	-	-	-	-	-	-	-	-	-	-	-	
	Heptachlorobiphenyl, 2,3,3,4,4,5,5- (PCB 189)	mg/kg	0.003	<0.005	<0.005	<0.005	<0.005	<0.005	<0.005	<0.005	<0.005	<0.005	<0.005	
	Hexachlorobiphenyl, 2,3,3,4,4,5- (PCB 156)	mg/kg	0.003	<0.005	<0.005	<0.005	<0.005	<0.005	<0.005	<0.005	<0.005	<0.005	<0.005	
	Hexachlorobiphenyl, 2,3,3,4,4,5- (PCB 157)	mg/kg	0.003	<0.005	<0.005	<0.005	<0.005	<0.005	<0.005	<0.005	<0.005	<0.005	<0.005	
	Hexachlorobiphenyl, 2,3,4,4,5,5- (PCB 167)	mg/kg	0.003	<0.005	<0.005	<0.005	<0.005	<0.005	<0.005	<0.005	<0.005	<0.005	<0.005	
	Hexachlorobiphenyl, 3,3,4,4,5,5- (PCB 169)	mg/kg	0.003	<0.005	<0.005	<0.005	<0.005	<0.005	<0.005	<0.005	<0.005	<0.005	<0.005	
	PCB 101	mg/kg	0.003	<0.005	<0.005	<0.005	<0.005	<0.005	<0.005	0.0184	<0.005	0.00565	0.0213	
	PCB 118	mg/kg	0.003	<0.005	<0.005	<0.005	<0.005	<0.005	<0.005	<0.005	<0.005	<0.005	<0.005	
	PCB 138	mg/kg	0.003	<0.005	<0.005	<0.005	<0.005	<0.005	<0.005	<0.005	0.0179	0.00551	0.00852	
	PCB 153	mg/kg	0.003	<0.005	<0.005	<0.005	<0.005	<0.005	<0.005	0.0107	0.007	0.00552	0.00852	
	PCB 180	mg/kg	0.003	<0.005	<0.005	<0.005	<0.005	<0.005	<0.005	0.0115	0.00603	0.00642	0.00642	
	PCB 28	mg/kg	0.003	<0.005	<0.005	<0.005	<0.005	<0.005	<0.005	<0.005	<0.005	<0.005	<0.005	
	PCB 52	mg/kg	0.003	<0.005	<0.005	<0.005	<0.005	<0.005	<0.005	<0.005	<0.005	0.00551	0.013	
	Pentachlorobiphenyl, 2,3,3,4,4- (PCB 105)	mg/kg	0.003	<0.005	<0.005	<0.005	<0.005	<0.005	<0.005	<0.005	<0.005	<0.005	<0.005	
	Pentachlorobiphenyl, 2,3,4,4,5- (PCB 114)	mg/kg	0.003	<0.005	<0.005	<0.005	<0.005	<0.005	<0.005	<0.005	<0.005	<0.005	<0.005	
	Pentachlorobiphenyl, 2,3,4,4,5- (PCB 123)	mg/kg	0.003	<0.005	<0.005	<0.005	<0.005	<0.005	<0.005	<0.005	0.00556	0.00556	0.00556	
	Pentachlorobiphenyl, 3,3,4,4,5- (PCB 126)	mg/kg	0.003	<0.005	<0.005	<0.005	<0.005	<0.005	<0.005	<0.005	<0.005	<0.005	<0.005	
	Tetrachlorobiphenyl, 3,3,4,4- (PCB 77)	mg/kg	0.003	<0.005	<0.005	<0.005	<0.005	<0.005	<0.005	<0.005	0.00775	0.0107	0.0107	
	Tetrachlorobiphenyl, 3,4,4,5- (PCB 81)	mg/kg	0.003	<0.005	<0.005	<0.005	<0.005	<0.005	<0.005	<0.005	<0.005	<0.005	<0.005	
	Total PCB 7 congeners	mg/kg	0.021	-	-	-	-	-	-	-	-	-	-	
	Total PCB WHO 12	mg/kg	0.036	-	-	-	-	-	-	-	-	-	-	

Chem Group	ChemName	output unit	EQL	Field ID	BH07098-X-0.10-ES-200120	BH07098-X-1.00-ES-200120	BH07098-X-1.60-ES-200120	BH07098-X-2.60-ES-200120	BH07098-X-3.50-ES-200120	BH07098-X-4.60-ES-200120	BH07098-X-5.60-ES-200121	BH07098-X-6.80-ES-200121	BH07098-X-7.60-ES-200121		
				Location Code	BH07098	BH07098	BH07098	BH07098	BH07098	BH07098	BH07098	BH07098	BH07098	BH07098	BH07098
				Sample Depth Range	0.1	1	1.6	2.6	3.5	4.6	5.6	6.6	7.6		
				Sampled Date Time	20/01/2020	20/01/2020	20/01/2020	20/01/2020	20/01/2020	20/01/2020	21/01/2020	21/01/2020	21/01/2020		
				Matrix Description	LQM S4UL Public Open Space (POS) Residential - 1% SOM										
				C4SL Public Open Space (POS) Residential											
Phenolics	Xenonols	mg/kg	0.015	-	-	-	-	-	-	-	-	-	-		
	Phenol Index	mg/kg	0.5	<0.5	<0.5	<0.5	<0.5	<0.5	<0.5	<0.5	<0.5	<0.5	<0.5		
	3-84-methylphenol	mg/kg	0.1	-	-	-	-	-	-	-	-	-	-		
	Cresol Total	mg/kg	0.01	-	-	-	-	-	-	-	-	-	-		
Organofins	Phenol	mg/kg	0.01	-	-	-	-	-	-	-	-	-	-		
	Phenols Monohydric	mg/kg	0.035	-	-	-	-	-	-	-	-	-	-		
	Dibutyltin	mg/kg	-	-	-	-	-	-	-	-	-	-	-		
	Monophenyltin	mg/kg	-	-	-	-	-	-	-	-	-	-	-		
Pesticides	Diphenyltin	mg/kg	-	-	-	-	-	-	-	-	-	-	-		
	Monobutyltin	mg/kg	-	-	-	-	-	-	-	-	-	-	-		
	Tetrabutyltin	mg/kg	-	-	-	-	-	-	-	-	-	-	-		
	Tributyltin	mg/kg	0.001	<0.005	<0.005	<0.005	<0.005	<0.005	<0.005	<0.005	<0.005	<0.005	<0.005		
	Triphenyltin	mg/kg	-	-	-	-	-	-	-	-	-	-	-		
	Ethionphos	mg/kg	0.002	-	-	-	-	-	-	-	-	-	-		
	Hepatachlor epoxide	mg/kg	0.002	-	-	-	-	-	-	-	-	-	-		
	Methachlorphos	mg/kg	0.002	-	-	-	-	-	-	-	-	-	-		
	Propetamphos	mg/kg	0.002	-	-	-	-	-	-	-	-	-	-		
	Simetryn	mg/kg	0.05	-	-	-	-	-	-	-	-	-	-		
Sodium Acifluorfen	mg/kg	-	-	-	-	-	-	-	-	-	-	-			
Tosazene	mg/kg	0.003	-	-	-	-	-	-	-	-	-	-			
2,4,5-TP (Silvex)	mg/kg	-	-	-	-	-	-	-	-	-	-	-			
Hedonal	mg/kg	-	-	-	-	-	-	-	-	-	-	-			
2,4-DDT	mg/kg	0.003	-	-	-	-	-	-	-	-	-	-			
2,4-Dichloroprop	mg/kg	-	-	-	-	-	-	-	-	-	-	-			
4-(2,4-Dichlorophenoxy)butyric Acid (2,4-DB)	mg/kg	-	-	-	-	-	-	-	-	-	-	-			
4,4-DDE	mg/kg	0.005	-	-	-	-	-	-	-	-	-	-			
4-Chlorophenoxy acetic acid	mg/kg	-	-	-	-	-	-	-	-	-	-	-			
a-BHC	mg/kg	0.002	24	-	-	-	-	-	-	-	-	-			
Aldrin	mg/kg	0.002	18	-	-	-	-	-	-	-	-	-			
Ametryn	mg/kg	0.05	-	-	-	-	-	-	-	-	-	-			
Acetyl (hexnill)	mg/kg	-	-	-	-	-	-	-	-	-	-	-			
Atraton	mg/kg	0.05	-	-	-	-	-	-	-	-	-	-			
Atrazine	mg/kg	0.05	1200	-	-	-	-	-	-	-	-	-			
Azinophos methyl	mg/kg	0.005	-	-	-	-	-	-	-	-	-	-			
b-BHC	mg/kg	0.002	8.1	-	-	-	-	-	-	-	-	-			
Bentazone	mg/kg	0.1	-	-	-	-	-	-	-	-	-	-			
Bromoxnill	mg/kg	-	-	-	-	-	-	-	-	-	-	-			
Carbofenthoion	mg/kg	0.003	-	-	-	-	-	-	-	-	-	-			
chlordan	mg/kg	0.002	-	-	-	-	-	-	-	-	-	-			
Chlordane (cis)	mg/kg	0.002	-	-	-	-	-	-	-	-	-	-			
Azinphos Ethyl	mg/kg	0.005	-	-	-	-	-	-	-	-	-	-			
Chlordane (trans)	mg/kg	0.05	-	-	-	-	-	-	-	-	-	-			
Chlorfenvinphos	mg/kg	0.003	-	-	-	-	-	-	-	-	-	-			
Chlorotoluron	mg/kg	-	-	-	-	-	-	-	-	-	-	-			
Chlorovifos	mg/kg	0.002	-	-	-	-	-	-	-	-	-	-			
Chlorpyrifos-methyl	mg/kg	0.002	-	-	-	-	-	-	-	-	-	-			
Cyanazine	mg/kg	-	-	-	-	-	-	-	-	-	-	-			
d-BHC	mg/kg	0.002	-	-	-	-	-	-	-	-	-	-			
DDD	mg/kg	0.005	-	-	-	-	-	-	-	-	-	-			
DDT	mg/kg	0.005	-	-	-	-	-	-	-	-	-	-			
Chlorfalonil	mg/kg	0.002	-	-	-	-	-	-	-	-	-	-			
Diazinon	mg/kg	0.001	-	-	-	-	-	-	-	-	-	-			
Dicamba	mg/kg	-	-	-	-	-	-	-	-	-	-	-			
Dichlobenil	mg/kg	0.001	-	-	-	-	-	-	-	-	-	-			
cis-Permethrin	mg/kg	0.003	-	-	-	-	-	-	-	-	-	-			
Dichlorvos	mg/kg	0.002	16	-	-	-	-	-	-	-	-	-			
Diclofop	mg/kg	-	-	-	-	-	-	-	-	-	-	-			
Dieldrin	mg/kg	0.005	18	-	-	-	-	-	-	-	-	-			
Dimethoate	mg/kg	0.003	-	-	-	-	-	-	-	-	-	-			
Dinoseb	mg/kg	-	-	-	-	-	-	-	-	-	-	-			
Diuron	mg/kg	-	-	-	-	-	-	-	-	-	-	-			
Endosulfan I	mg/kg	0.001	1200	-	-	-	-	-	-	-	-	-			
Endosulfan II	mg/kg	0.01	-	-	-	-	-	-	-	-	-	-			
Endosulfan sulphate	mg/kg	0.005	-	-	-	-	-	-	-	-	-	-			
Endrin	mg/kg	0.003	-	-	-	-	-	-	-	-	-	-			
Endrin ketone	mg/kg	0.03	-	-	-	-	-	-	-	-	-	-			
Ethion	mg/kg	0.003	-	-	-	-	-	-	-	-	-	-			
Fenitrothion	mg/kg	0.005	-	-	-	-	-	-	-	-	-	-			
Fenthion	mg/kg	0.01	-	-	-	-	-	-	-	-	-	-			
Fluroxypyr	mg/kg	0.1	-	-	-	-	-	-	-	-	-	-			

		Field ID	BH07098-X-0.10-ES-200120	BH07098-X-1.00-ES-200120	BH07098-X-1.60-ES-200120	BH07098-X-2.60-ES-200120	BH07098-X-3.50-ES-200120	BH07098-X-4.60-ES-200120	BH07098-X-5.60-ES-200121	BH07098-X-6.80-ES-200121	BH07098-X-7.60-ES-200121	
		Location Code	BH07098	BH07098	BH07098	BH07098	BH07098	BH07098	BH07098	BH07098	BH07098	
		Sample Depth Range	0.1	1	1.6	2.6	3.5	4.6	5.6	6.6	7.6	
		Sample Date	20/01/2020	20/01/2020	20/01/2020	20/01/2020	20/01/2020	20/01/2020	21/01/2020	21/01/2020	21/01/2020	
		Matrix Description	LQM S4UL Public Open Space (POS) Residential - 1% SOM									
		C4SL Public Open Space (POS) Residential										
Chem Group	ChemName	output unit	EQL									
	g-BHC (Lindane)	mg/kg	0.001	-	-	-	-	-	-	-	-	
	Heptachlor	mg/kg	0.003	-	-	-	-	-	-	-	-	
	Isodrin	mg/kg	0.002	-	-	-	-	-	-	-	-	
	Isoproturon	mg/kg	-	-	-	-	-	-	-	-	-	
	Linuron	mg/kg	-	-	-	-	-	-	-	-	-	
	Malathion	mg/kg	0.002	-	-	-	-	-	-	-	-	
	2-Methyl-4-chlorophenoxyacetic acid	mg/kg	-	-	-	-	-	-	-	-	-	
	2-Methyl-4-Chlorophenoxy Butanoic Acid	mg/kg	-	-	-	-	-	-	-	-	-	
	Mecoprop	mg/kg	-	-	-	-	-	-	-	-	-	
	Methoxychlor	mg/kg	0.005	-	-	-	-	-	-	-	-	
	Methyl carathion	mg/kg	0.01	-	-	-	-	-	-	-	-	
	Mevinphos (Phosdrin)	mg/kg	0.002	-	-	-	-	-	-	-	-	
	o,p-DDD	mg/kg	0.005	-	-	-	-	-	-	-	-	
	o,p'-DDE	mg/kg	0.002	-	-	-	-	-	-	-	-	
	o,p'-Methoxychlor	mg/kg	0.05	-	-	-	-	-	-	-	-	
	Parathion	mg/kg	0.005	-	-	-	-	-	-	-	-	
	Pendimethalin	mg/kg	0.01	-	-	-	-	-	-	-	-	
	Permethrin	mg/kg	0.05	-	-	-	-	-	-	-	-	
	Permethrin II	mg/kg	0.003	-	-	-	-	-	-	-	-	
	Phorate	mg/kg	0.01	-	-	-	-	-	-	-	-	
	Priniphos-methyl	mg/kg	0.002	-	-	-	-	-	-	-	-	
	Priniphos-ethyl	mg/kg	0.002	-	-	-	-	-	-	-	-	
	Prometon	mg/kg	0.05	-	-	-	-	-	-	-	-	
	Prometryn	mg/kg	0.05	-	-	-	-	-	-	-	-	
	Pronamide	mg/kg	0.002	-	-	-	-	-	-	-	-	
	Propazine	mg/kg	0.05	-	-	-	-	-	-	-	-	
	Propiconazole	mg/kg	-	-	-	-	-	-	-	-	-	
	Propoxycarbazone-sodium	mg/kg	-	-	-	-	-	-	-	-	-	
	Simazine	mg/kg	0.05	-	-	-	-	-	-	-	-	
	Terbutryn	mg/kg	0.05	-	-	-	-	-	-	-	-	
	Terbutylazine	mg/kg	0.05	-	-	-	-	-	-	-	-	
	Phoxalone	mg/kg	0.005	-	-	-	-	-	-	-	-	
	Phosphamidon	mg/kg	0.005	-	-	-	-	-	-	-	-	
	Triadimefon	mg/kg	0.002	-	-	-	-	-	-	-	-	
	Triallate	mg/kg	0.002	-	-	-	-	-	-	-	-	
	Triclopyr	mg/kg	0.1	-	-	-	-	-	-	-	-	
	Tricosan	mg/kg	-	-	-	-	-	-	-	-	-	
	Trifluralin	mg/kg	0.01	-	-	-	-	-	-	-	-	
	Tebuconazole	mg/kg	-	-	-	-	-	-	-	-	-	
	Telodrin	mg/kg	0.05	-	-	-	-	-	-	-	-	
	Triazophos	mg/kg	0.003	-	-	-	-	-	-	-	-	
SVOC TIC	SVOC TICs - Detect	Detect	-	-	-	-	-	-	-	-	-	
	Anthraquinone 9,10-	mg/kg	-	-	-	-	-	-	-	-	-	
	SVOC Tentatively Identified Compounds	mg/kg	0.1	-	-	-	-	-	-	-	-	
	Aniline	mg/kg	0.3	-	-	-	-	-	-	-	-	
VOC TIC	VOC TICs - Detect	Detect	-	-	-	-	-	-	-	-	-	
	VOC Tentatively Identified Compounds	mg/kg	0.05	-	-	-	-	-	-	-	-	
	Freon 113	mg/kg	0.005	-	-	-	-	-	-	-	-	
Other	Temperature	°C	-	-	-	-	-	-	-	-	-	
	Conductivity @ 20°C	µS/cm	14	-	-	-	-	-	-	-	-	
	% Stones <4mm	%	0	0	0	0	0	0	56.3	31.3	0	
	Fraction of non-crushable material	%	0	0	0	0	0	0	0	0	0	
	Moisture Content (dried @35°C)	%	-	-	-	-	-	-	-	-	-	
	Moisture Content 105C	%	0.1	31.6	23.2	14.6	15.4	17.6	23.5	30.8	37	
	pH (Lab)	pH Units	1	8.2	9.2	8.9	9.7	8.9	8.4	7.3	7.2	
	Stone Content	%	0.1	4.6	7.7	12.4	0	5.6	6	5.2	5.7	
	Total Organic Carbon	%	0.02	0.5	0.99	0.62	0.37	1.39	14.6	22.8	14.2	

**Env Stds Comments**  
 #1:GAC is only presented as speciated chromium. 7.7mg/kg is used for hexavalent. If hexavalent chromium (CVI) data is available, a value of 1,500mg/kg r  
 #2:C4SL for lead adopted  
 #3:GAC only presented as speciated mercury. 16mg/kg is used for elemental mercury. If the CSM indicates that elemental mercury is not a CoC and mercury  
 #4:Updated S4UL for nickel  
 #5:S4UL exceeds solubility saturation limit  
 #6:Criteria derived for Al<sup>3</sup>-C16-C35 split between Al<sup>3</sup>-C16-21 & Al<sup>3</sup>-C21-35. Requires summation of fractions to use Al<sup>3</sup>-C16-C35 criteria.  
 #7:Criteria presented is for p-xylene. A separate value is presented for o-xylene.  
 #8:S4UL based on a threshold protective of direct skin contact with phenol

**Legend**

38.2	Results exceeds GAC.
<50	Results MDL is greater than GAC.
NAD	No asbestos detected.
-	Determinand has not been tested for.

**Notes**  
 A range is given where a determinand has been analysed for by more than one method.

Chem Group	ChemName	output unit	EQL	Field ID	Location Code	Matrix Description																
						BH07098-X-8.60-ES-200121	BH07098-X-9.60-ES-200121	BH07098-X-1.00-ES-200115	BH07098-X-1.50-ES-200115	BH07098-X-2.50-ES-200115	BH07098-X-3.50-ES-200115	BH07098-X-4.50-ES-200115	BH07098-X-5.50-ES-200116	BH07098-X-5.50-ES-200116	BH07098-X-5.50-ES-200116							
				Sample Depth	Range	21/01/2020		21/01/2020		15/01/2020		15/01/2020		15/01/2020		15/01/2020		16/01/2020		16/01/2020		
				LQM S4UL Public Open Space (POS) Residential - 1% SOM																		
C4SL Public Open Space (POS) Residential																						
Chem Group	ChemName	output unit	EQL																			
Anthrax	Detection of Anthrax (Bacillus Anthracis)	Not isolated	-																			
Metals	Antimony	mg/kg	0.1			14.6	3	1.5	2.8	0.6												
	Arsenic	mg/kg	0.3	79		20.5	14.9	7.6	7.6	5.3												
	Boron	mg/kg	0.5	21000		12.6	10.1	10.1	1.6	1.5												
	Cadmium	mg/kg	0.02	220		120	1	0.31	0.41	0.26												
	Chromium (hexavalent)	mg/kg	0.1	21		7.7	<0.1	<0.1	<0.1	<0.1												
	Chromium	mg/kg	0.5	21		54.8	31.8	27.6	26.2	17.3												
	Cobalt	mg/kg	0.1																			
	Cooper	mg/kg	0.5			12000	160.1	29.3	29	12.5												
	Lead	mg/kg	0.5	630		398.2	62.1	63	59.8	18.6												
	Mercury	mg/kg	0.1			1.39	0.2	0.2	0.2	<0.1												
	Molybdenum	mg/kg	0.1			2.8	0.7	0.7	1	<0.5												
	Nickel	mg/kg	0.2			46.1	25.9	23.8	15	10.6												
	Selenium	mg/kg	0.5			1100	<0.5	<0.5	<0.5	<0.5												
	Vanadium	mg/kg	0.2			2000	62.3	58.3	44.3	23.5												
	Zinc	mg/kg	1.0			81000	581.9	144.2	122.4	84.5												
Asbestos	Anthophyllite	Detect	-																			
	Asbestos Containing Material	Detect	-																			
	Asbestos Analysis Comments	-	-																			
	Asbestos FCOM Quantification	%	0.001																			
	Asbestos Quantification Total	%	0.001																			
	Asbestos: Actinolite	Detect	-																			
	Additional Asbestos Components (Using TM048)	Comment	-																			
	Crocidolite Asbestos	Detect	-																			
	Asbestos Gravimetric Quantification	%	0.001																			
	Asbestos ID (Stage 1)	Detect	-			NAD	NAD	NAD	NAD	NAD												
	Chrysotile Asbestos	Detect	-																			
	Amosite Asbestos	Detect	-																			
	Non-Asbestos Fibre	Detect	-																			
	Tremolite	Detect	-																			
Inorganics	Ammoniacal Nitrogen as N	mg/kg	12																			
	Cyanide (Free)	mg/kg	0.5			<0.5	<0.5	<0.5	<0.5	<0.5												
	Cyanide Total	mg/kg	0.5			2.5	<0.5	<0.5	<0.5	<0.5												
	Cyanides-complex	mg/kg	1																			
	Phosphorus	mg/kg	4																			
PAH	Coronene	mg/kg	0.3																			
	Naphthalene	mg/kg	0.005			4900	1.65	0.21	0.12	0.21												
	Acenaphthene	mg/kg	0.008			15000	0.15	<0.08	<0.08	0.4												
	Acenaphthylene	mg/kg	0.012			15000	<0.08	<0.08	0.11	<0.08												
	Fluoranthene	mg/kg	0.017			3100	1.43	0.21	1.31	0.28												
	Anthracene	mg/kg	0.016			74000	0.14	<0.08	0.19	0.42												
	Phenanthrene	mg/kg	0.015			3100	0.92	0.14	0.51	1.38												
	Fluorene	mg/kg	0.01			9000	0.21	<0.08	<0.08	0.35												
	Chrysene	mg/kg	0.01			57	0.61	0.15	0.9	0.12												
	Pyrene	mg/kg	0.015			7400	1.2	0.17	1.27	1.63												
	Benzo(a)anthracene	mg/kg	0.014			29	0.56	0.13	0.88	0.8												
	Benzo(b)fluoranthene	mg/kg	0.015			71	0.71	0.21	1.16	0.86												
	Benzo(k)fluoranthene	mg/kg	0.014			190	0.27	0.11	0.47	0.32												
	Benzo(a)pyrene	mg/kg	0.015	10		5.7	0.44	0.17	0.93	0.74												
	Dibenz(a,h)anthracene	mg/kg	0.023			0.57	<0.08	<0.08	0.16	0.12												
	Benzo(g,h,i)perylene	mg/kg	0.024			640	0.22	<0.08	0.56	0.46												
	Indeno(1,2,3-c,d)pyrene	mg/kg	0.018			82	0.33	0.13	0.72	0.56												
	PAH 16 Total	mg/kg	0.118				<0.01	<0.2	<0.43	11.1												
TPH CWG	>C6-C8 Aliphatics	mg/kg	0.01			600000	<0.2	<0.2	<0.2	<0.2												
	>C6-C7 Aliphatics	mg/kg	0.2			600000	<0.2	<0.2	<0.2	<0.2												
	>C6-C8 Aliphatics	mg/kg	0.01			600000	<0.2	<0.2	<0.2	<0.2												
	>C10-C44 Aliphatics	mg/kg	5																			
	>C7-C8 Aliphatics	mg/kg	0.2				<0.2	<0.2	<0.2	<0.2												
	>C10-C44 Aliphatics/Aromatics	mg/kg	10																			
	>C8-C10 Aliphatics	mg/kg	0.01			13000	<0.2	<0.2	<0.2	<0.2												
	>C10-C12 Aliphatics	mg/kg	0.01			13000	5.4	<4	<4	<4												
	>C12-C16 Aliphatics	mg/kg	0.1			13000	22.9	<4	<4	<4												
	>C16-C21 Aliphatics	mg/kg	0.1			125000	<4	<4	8.26	6.05												
	>C21-C35 Aliphatics	mg/kg	0.1			125000	159	<8.76	49.2	47.2												
	>C35-C44 Aliphatics	mg/kg	0.1			250000																
	>C5-C10 Aliphatics	mg/kg	0.05																			
	>C8-C40 Aliphatics	mg/kg	20			252	20.9	<20	70.4	69.5												
	Total Aliphatics >C12-C44	mg/kg	0.1																			
	>E5-E10 Aromatics	mg/kg	0.05																			
	>E5-EC7 Aromatics	mg/kg	0.01			56000	<0.2	<0.2	<0.2	<0.01												
	>EC6-EC7 Aromatics	mg/kg	0.01																			
	>EC7-EC8 Aromatics	mg/kg	0.01			56000	<0.2	<0.2	<0.2	<0.01												
	>EC8-EC10 Aromatics	mg/kg	0.01			5000	<4	<4	<4	<4												
	>EC10-EC12 Aromatics	mg/kg	0.01			5000	5.72	<4	<4	<4												
	>EC8-EC40 Aromatics	mg/kg	20			259	26.5	25.2	106	61.3												
	>EC10-EC44 Aromatics	mg/kg	5																			
	>EC12-EC16 Aromatics	mg/kg	0.1			5100	14.8	<4	<4	<4												
	>EC16-EC21 Aromatics	mg/kg	0.1			3800	41.6	<4	<4	14												
	>EC21-EC35 Aromatics	mg/kg	0.1			3800	165	12.6	11.7	70.4												
	>EC35-EC44 Aromatics	mg/kg	0.1			3800																
	>EC40-EC44 Aromatics	mg/kg	0.1																			
	>EC12-EC44 Aromatics	mg/kg	0.1																			
	TPH Aliphatics & Aromatics >C5-44	mg/kg	0.1																			

Chem Group	ChemName	output unit	EQL	Field ID	BH07098-X-8.60-ES-200121	BH07098-X-9.60-ES-200121	BH07098-X-1.00-ES-200115	BH07098-X-1.50-ES-200115	BH07098-X-2.50-ES-200115	BH07098-X-3.50-ES-200115	BH07098-X-4.50-ES-200115	BH07098-X-5.50-ES-200116	BH07098-X-5.50-ES-200116		
				Location Code	BH07098	BH07098	BH07098	BH07098	BH07098	BH07098	BH07098	BH07098	BH07098	BH07098	BH07098
				Sample Depth Range	8.6	9.6	1	1.5	2.5	3.5	4.5	5.5	5.5		
				Sample Date	21/01/2020	21/01/2020	15/01/2020	15/01/2020	15/01/2020	15/01/2020	15/01/2020	16/01/2020	16/01/2020		
				Matrix Description	LQM S4UL Public Open Space (POS) Residential - 1% SOM										
				C4SL Public Open Space (POS) Residential											
TPH	>C6-C8	mg/kg	0.02	<0.2	<0.2	<0.2	<0.2	<0.2	<0.2	<0.2	<0.2	<0.2	<0.2		
	>C6-C7	mg/kg	0.02	<0.2	<0.2	<0.2	<0.2	<0.2	<0.2	<0.2	<0.2	<0.2	<0.2		
	>C7-C8	mg/kg	0.02	<0.2	<0.2	<0.2	<0.2	<0.2	<0.2	<0.2	<0.2	<0.2	<0.2		
	>C6-C9	mg/kg	0.2	-	-	-	-	-	-	-	-	-	-		
	>C8-C10	mg/kg	0.02	<0.2	<0.2	<0.2	<0.2	<0.2	<0.2	<0.2	<0.2	<0.2	<0.2		
	>C10-C12	mg/kg	0.02	-	-	-	-	-	-	-	-	-	-		
	>C12-C16	mg/kg	2	-	-	-	-	-	-	-	-	-	-		
	>C16-C21	mg/kg	2	-	-	-	-	-	-	-	-	-	-		
	>C21-C28	mg/kg	35	-	-	-	-	-	-	-	-	-	-		
	>C21-C35	mg/kg	4.38	-	-	-	-	-	-	-	-	-	-		
	>C28-C35	mg/kg	35	-	-	-	-	-	-	-	-	-	-		
	>C31-C40	mg/kg	10	-	-	-	-	-	-	-	-	-	-		
	>C35-C40	mg/kg	35	-	-	-	-	-	-	-	-	-	-		
	GRO >C5-10	mg/kg	0.02	-	-	-	-	-	-	-	-	-	-		
	TPH >C8-C40	mg/kg	10	-	-	-	-	-	-	-	-	-	-		
	EPH >C5-40	mg/kg	35	-	-	-	-	-	-	-	-	-	-		
	EPH >C10-40	mg/kg	35	-	-	-	-	-	-	-	-	-	-		
	GRO	mg/kg	0.2	<0.2	<0.2	<0.2	<0.2	<0.2	<0.2	<0.2	<0.2	<0.2	<0.2		
	TPH by GC/ED (AR)	mg/kg	10	-	-	-	-	-	-	-	-	-	-		
BTEX and MTBE	Benzene	mg/kg	0.001	140	72	<0.001	<0.001	<0.001	<0.001	<0.001	<0.001	<0.01 - 0.004	<0.01 - 0.005	<0.01 - 0.005	
	Toluene	mg/kg	0.005	56000	56000	<0.005	<0.005	<0.005	<0.005	<0.005	<0.005	<0.005	<0.005	<0.005	
	Ethylbenzene	mg/kg	0.002	24000	24000	<0.01	<0.01	<0.01	<0.01	<0.01	<0.002	<0.01	<0.01	<0.01	
	Xylene (m & o)	mg/kg	0.004	41000	41000	<0.004	<0.004	<0.004	<0.004	<0.004	<0.004	<0.004	<0.004	<0.004	
	Xylene (o)	mg/kg	0.002	41000	41000	<0.002	<0.002	<0.002	<0.002	<0.002	<0.002	<0.002	<0.002	<0.002	
	Xylene Total	mg/kg	0.02			<0.03	<0.03	<0.03	<0.03	<0.03	<0.03	<0.03	<0.03	<0.03	
	MTBE	mg/kg	0.001	-	-	-	-	-	-	-	<0.001	-	-	-	
	Total BTEX	mg/kg	0.04	-	-	-	-	-	-	-	-	-	-	-	
	VOC	Styrene	mg/kg	0.001	-	-	-	-	-	-	-	<0.001	-	-	
		cis-1,3-dichloroethene	mg/kg	0.001	-	-	-	-	-	-	<0.001	-	-	-	
trans-1,3-dichloroethene		mg/kg	0.001	-	-	-	-	-	-	<0.001	-	-	-		
1,1,1,2-tetrachloroethane		mg/kg	0.001	1400	1400	-	-	-	-	-	<0.001	-	-		
1,1,1-trichloroethane		mg/kg	0.001	140000	140000	-	-	-	-	-	<0.001	-	-		
1,1,2,2-tetrachloroethane		mg/kg	0.001	1400	1400	-	-	-	-	-	<0.001	-	-		
1,1,2-dichloroethane		mg/kg	0.001	-	-	-	-	-	-	-	<0.001	-	-		
1,1-dichloroethane		mg/kg	0.001	-	-	-	-	-	-	-	<0.001	-	-		
1,1-dichloroethene		mg/kg	0.001	-	-	-	-	-	-	-	<0.001	-	-		
1,1-dichloroethene		mg/kg	0.001	-	-	-	-	-	-	-	<0.001	-	-		
1,2,3-trichloroethene		mg/kg	0.001	-	-	-	-	-	-	-	<0.001	-	-		
1,2,4-trimethylbenzene		mg/kg	0.001	-	-	-	-	-	-	-	0.002	-	-		
1,2-dibromo-3-chloropropane		mg/kg	0.001	-	-	-	-	-	-	-	<0.001	-	-		
1,2-dibromoethane		mg/kg	0.001	-	-	-	-	-	-	-	<0.001	-	-		
1,2-dichloroethane		mg/kg	0.001	29	29	-	-	-	-	-	<0.001	-	-		
1,2-dichloroethene		mg/kg	0.001	-	-	-	-	-	-	-	<0.001	-	-		
1,3,5-trimethylbenzene		mg/kg	0.001	-	-	-	-	-	-	-	<0.001	-	-		
1,3-dichloropropane		mg/kg	0.001	-	-	-	-	-	-	-	<0.001	-	-		
2,2-dichloropropane		mg/kg	0.001	-	-	-	-	-	-	-	<0.001	-	-		
2-chlorotoluene		mg/kg	0.001	-	-	-	-	-	-	-	<0.001	-	-		
4-chlorotoluene		mg/kg	0.001	-	-	-	-	-	-	-	<0.001	-	-		
Bromobenzene		mg/kg	0.001	-	-	-	-	-	-	-	<0.001	-	-		
Bromochloromethane		mg/kg	0.001	-	-	-	-	-	-	-	<0.001	-	-		
Bromodichloromethane		mg/kg	0.001	-	-	-	-	-	-	-	<0.001	-	-		
Bromoform		mg/kg	0.001	-	-	-	-	-	-	-	<0.001	-	-		
Bromomethane		mg/kg	0.001	-	-	-	-	-	-	-	<0.001	-	-		
Carbon disulfide		mg/kg	0.007	11000	11000	-	-	-	-	-	<0.001	-	-		
Carbon tetrachloride		mg/kg	0.001	890	890	-	-	-	-	-	<0.001	-	-		
Chlorobromomethane		mg/kg	0.001	-	-	-	-	-	-	-	<0.001	-	-		
Chloroethane		mg/kg	0.002	-	-	-	-	-	-	-	<0.002	-	-		
Chloroform		mg/kg	0.001	2500	2500	-	-	-	-	-	<0.001	-	-		
Chloromethane		mg/kg	0.003	-	-	-	-	-	-	-	<0.003	-	-		
cis-1,2-dichloroethene		mg/kg	0.005	-	-	-	-	-	-	-	<0.005	-	-		
Dibromomethane		mg/kg	0.001	-	-	-	-	-	-	-	<0.001	-	-		
Dichlorodifluoromethane		mg/kg	0.001	-	-	-	-	-	-	-	<0.001	-	-		
Dichloromethane		mg/kg	0.01	-	-	-	-	-	-	-	<0.001	-	-		
Isopropylbenzene		mg/kg	0.001	-	-	-	-	-	-	-	<0.001	-	-		
m-butylbenzene		mg/kg	0.001	-	-	-	-	-	-	-	<0.001	-	-		
n-propylbenzene		mg/kg	0.001	-	-	-	-	-	-	-	<0.001	-	-		
p-isocrotyltoluene		mg/kg	0.001	-	-	-	-	-	-	-	<0.001	-	-		
sec-butylbenzene		mg/kg	0.001	-	-	-	-	-	-	-	<0.001	-	-		
Trichloroethene		mg/kg	0.001	120	120	-	-	-	-	-	<0.001	-	-		
tert-butylbenzene		mg/kg	0.001	-	-	-	-	-	-	-	<0.001	-	-		
Tetrachloroethene		mg/kg	0.003	1400	1400	-	-	-	-	-	<0.003	-	-		
trans-1,2-dichloroethene		mg/kg	0.001	-	-	-	-	-	-	-	<0.001	-	-		
Trichlorofluoromethane		mg/kg	0.001	-	-	-	-	-	-	-	<0.001	-	-		
Vinyl chloride		mg/kg	0.001	3.5	3.5	-	-	-	-	-	<0.001	-	-		
tert-Amyl methyl ether	mg/kg	0.01	-	-	-	-	-	-	-	<0.001	-	-			
VOC/SVOC	1,2,3-trichlorobenzene	mg/kg	0.001	1800	1800	-	-	-	-	<0.001	-	-	-		
	1,2,4-trichlorobenzene	mg/kg	0.003	15000	15000	-	-	-	-	<0.003	-	-	-		
	1,2-dichlorobenzene	mg/kg	0.001	90000	90000	-	-	-	-	<0.001	-	-	-		
	1,3,5-Trichlorobenzene	mg/kg	0.001	1700	1700	-	-	-	-	<0.001	-	-	-		
	1,3-dichlorobenzene	mg/kg	0.001	300	300	-	-	-	-	<0.001	-	-	-		
	1,4-dichlorobenzene	mg/kg	0.001	17000	17000	-	-	-	-	<0.001	-	-	-		
	Chlorobenzene	mg/kg	0.001	11000	11000	-	-	-	-	<0.001	-	-	-		
	Hexachlorobutadiene	mg/kg	0.002	25	25	-	-	-	-	<0.002	-	-	-		





Chem Group	ChemName	output unit	EQL	Matrix Description	Sampled Date Time																	
					BHQ7098-X-8.60-ES-200121		BHQ7098-X-9.60-ES-200121		BHQ7098-X-1.00-ES-200115		BHQ7098-X-1.50-ES-200115		BHQ7098-X-2.50-ES-200115		BHQ7098-X-3.50-ES-200115		BHQ7098-X-4.50-ES-200115		BHQ7098-X-5.50-ES-200116		BHQ7098-X-5.50-ES-200116	
					Location Code	Sample Depth	Location Code	Sample Depth	Location Code	Sample Depth	Location Code	Sample Depth	Location Code	Sample Depth	Location Code	Sample Depth	Location Code	Sample Depth	Location Code	Sample Depth	Location Code	Sample Depth
					21/01/2020	8.6	21/01/2020	9.6	15/01/2020	1	15/01/2020	1.5	15/01/2020	2.5	15/01/2020	3.5	15/01/2020	4.5	16/01/2020	5.5	16/01/2020	5.5
					LQM S4UL Public Open Space (POS) Residential - 1% SOM																	
					C4SL Public Open Space (POS) Residential																	
Phenolics	Xenolols	mg/kg	0.015	-	-	-	-	-	-	-	-	-	-	-	-	-	-	-	-	-	-	-
	Phenol Index	mg/kg	0.5	-	<0.5	<0.5	<0.5	<0.5	<0.5	<0.5	<0.5	<0.5	<0.5	<0.5	<0.5	<0.5	<0.5	<0.5	<0.5	<0.5	<0.5	<0.5
	3-84-methylphenol	mg/kg	0.1	-	-	-	-	-	-	-	-	-	-	-	-	-	-	-	-	-	-	-
	Cresol Total	mg/kg	0.01	-	-	-	-	-	-	-	-	-	-	-	-	-	-	-	-	-	-	-
	Phenol	mg/kg	0.01	-	-	-	-	-	-	-	-	-	-	<0.1	-	-	-	-	-	-	-	-
	Phenols Monohydric	mg/kg	0.035	-	-	-	-	-	-	-	-	-	-	-	-	-	-	-	-	-	-	-
Organofins	Dibutyltin	mg/kg	-	-	-	-	-	-	-	-	-	-	-	-	-	-	-	-	-	-	-	-
	Monophenyltin	mg/kg	-	-	-	-	-	-	-	-	-	-	-	-	-	-	-	-	-	-	-	-
	Diphenyltin	mg/kg	-	-	-	-	-	-	-	-	-	-	-	-	-	-	-	-	-	-	-	-
	Monobutyltin	mg/kg	-	-	-	-	-	-	-	-	-	-	-	-	-	-	-	-	-	-	-	-
	Tetrabutyltin	mg/kg	-	-	-	-	-	-	-	-	-	-	-	-	-	-	-	-	-	-	-	-
	Tributyltin	mg/kg	0.001	-	<0.005	<0.005	-	-	<0.005	<0.005	<0.005	<0.005	<0.005	<0.005	<0.005	<0.005	<0.005	<0.005	<0.005	<0.005	<0.005	<0.005
	Triphenyltin	mg/kg	-	-	-	-	-	-	-	-	-	-	-	-	-	-	-	-	-	-	-	-
Pesticides	Etriflofos	mg/kg	0.002	-	-	-	-	-	-	-	-	-	-	-	-	-	-	-	-	-	-	-
	Hepatachlor epoxide	mg/kg	0.002	-	-	-	-	-	-	-	-	-	-	-	-	-	-	-	-	-	-	-
	Methachlorophos	mg/kg	0.002	-	-	-	-	-	-	-	-	-	-	-	-	-	-	-	-	-	-	-
	Propetamphos	mg/kg	0.002	-	-	-	-	-	-	-	-	-	-	-	-	-	-	-	-	-	-	-
	Simetryn	mg/kg	0.05	-	-	-	-	-	-	-	-	-	-	-	-	-	-	-	-	-	-	-
	Sodium Acifluorfen	mg/kg	-	-	-	-	-	-	-	-	-	-	-	-	-	-	-	-	-	-	-	-
	Tosazone	mg/kg	0.003	-	-	-	-	-	-	-	-	-	-	-	-	-	-	-	-	-	-	-
	2,4,5-TP (Silvex)	mg/kg	-	-	-	-	-	-	-	-	-	-	-	-	-	-	-	-	-	-	-	-
	Hedonal	mg/kg	-	-	-	-	-	-	-	-	-	-	-	-	-	-	-	-	-	-	-	-
	2,4-DDT	mg/kg	0.003	-	-	-	-	-	-	-	-	-	-	-	-	-	-	-	-	-	-	-
	2,4-Dichloroac	mg/kg	-	-	-	-	-	-	-	-	-	-	-	-	-	-	-	-	-	-	-	-
	4-(2,4-Dichlorophenoxy)butyric Acid (2,4-DB)	mg/kg	-	-	-	-	-	-	-	-	-	-	-	-	-	-	-	-	-	-	-	-
	4,4-DDE	mg/kg	0.005	-	-	-	-	-	-	-	-	-	-	-	-	-	-	-	-	-	-	-
	4-Chlorophenoxy acetic acid	mg/kg	-	-	-	-	-	-	-	-	-	-	-	-	-	-	-	-	-	-	-	-
	a-BHC	mg/kg	0.002	24	-	-	-	-	-	-	-	-	-	-	-	-	-	-	-	-	-	-
	Aldrin	mg/kg	0.002	18	-	-	-	-	-	-	-	-	-	-	-	-	-	-	-	-	-	-
	Ametryn	mg/kg	0.05	-	-	-	-	-	-	-	-	-	-	-	-	-	-	-	-	-	-	-
	Acetyl (hexyl)	mg/kg	-	-	-	-	-	-	-	-	-	-	-	-	-	-	-	-	-	-	-	-
	Atraton	mg/kg	0.05	-	-	-	-	-	-	-	-	-	-	-	-	-	-	-	-	-	-	-
	Atrazine	mg/kg	0.05	1200	-	-	-	-	-	-	-	-	-	-	-	-	-	-	-	-	-	-
	Azinophos methyl	mg/kg	0.005	-	-	-	-	-	-	-	-	-	-	-	-	-	-	-	-	-	-	-
	b-BHC	mg/kg	0.002	8.1	-	-	-	-	-	-	-	-	-	-	-	-	-	-	-	-	-	-
	Bentazone	mg/kg	0.1	-	-	-	-	-	-	-	-	-	-	-	-	-	-	-	-	-	-	-
	Bromoxynil	mg/kg	-	-	-	-	-	-	-	-	-	-	-	-	-	-	-	-	-	-	-	-
	Carbofenthoion	mg/kg	0.003	-	-	-	-	-	-	-	-	-	-	-	-	-	-	-	-	-	-	-
	chlordan	mg/kg	0.002	-	-	-	-	-	-	-	-	-	-	-	-	-	-	-	-	-	-	-
	Chlordane (cis)	mg/kg	0.002	-	-	-	-	-	-	-	-	-	-	-	-	-	-	-	-	-	-	-
	Azinphos Ethyl	mg/kg	0.005	-	-	-	-	-	-	-	-	-	-	-	-	-	-	-	-	-	-	-
	Chlordane (trans)	mg/kg	0.05	-	-	-	-	-	-	-	-	-	-	-	-	-	-	-	-	-	-	-
	Chlorfenvinphos	mg/kg	0.003	-	-	-	-	-	-	-	-	-	-	-	-	-	-	-	-	-	-	-
	Chlorotoluron	mg/kg	-	-	-	-	-	-	-	-	-	-	-	-	-	-	-	-	-	-	-	-
	Chlorovifos	mg/kg	0.002	-	-	-	-	-	-	-	-	-	-	-	-	-	-	-	-	-	-	-
	Chlorpyrifos-methyl	mg/kg	0.002	-	-	-	-	-	-	-	-	-	-	-	-	-	-	-	-	-	-	-
	Cyanazine	mg/kg	-	-	-	-	-	-	-	-	-	-	-	-	-	-	-	-	-	-	-	-
	d-BHC	mg/kg	0.002	-	-	-	-	-	-	-	-	-	-	-	-	-	-	-	-	-	-	-
	DDD	mg/kg	0.005	-	-	-	-	-	-	-	-	-	-	-	-	-	-	-	-	-	-	-
	DDT	mg/kg	0.005	-	-	-	-	-	-	-	-	-	-	-	-	-	-	-	-	-	-	-
	Chlorfalonil	mg/kg	0.002	-	-	-	-	-	-	-	-	-	-	-	-	-	-	-	-	-	-	-
	Diazinon	mg/kg	0.001	-	-	-	-	-	-	-	-	-	-	-	-	-	-	-	-	-	-	-
	Dicamba	mg/kg	-	-	-	-	-	-	-	-	-	-	-	-	-	-	-	-	-	-	-	-
	Dichlobenil	mg/kg	0.001	-	-	-	-	-	-	-	-	-	-	-	-	-	-	-	-	-	-	-
	cis-Permethrin	mg/kg	0.003	-	-	-	-	-	-	-	-	-	-	-	-	-	-	-	-	-	-	-
	Dichlorvos	mg/kg	0.002	16	-	-	-	-	-	-	-	-	-	-	-	-	-	-	-	-	-	-
	Diclofop	mg/kg	-	-	-	-	-	-	-	-	-	-	-	-	-	-	-	-	-	-	-	-
	Dieldrin	mg/kg	0.005	18	-	-	-	-	-	-	-	-	-	-	-	-	-	-	-	-	-	-
	Dimethoate	mg/kg	0.003	-	-	-	-	-	-	-	-	-	-	-	-	-	-	-	-	-	-	-
	Dinoseb	mg/kg	-	-	-	-	-	-	-	-	-	-	-	-	-	-	-	-	-	-	-	-
	Diuron	mg/kg	-	-	-	-	-	-	-	-	-	-	-	-	-	-	-	-	-	-	-	-
	Endosulfan I	mg/kg	0.001	1200	-	-	-	-	-	-	-	-	-	-	-	-	-	-	-	-	-	-
	Endosulfan II	mg/kg	0.01	-	-	-	-	-	-	-	-	-	-	-	-	-	-	-	-	-	-	-
	Endosulfan sulphate	mg/kg	0.005	-	-	-	-	-	-	-	-	-	-	-	-	-	-	-	-	-	-	-
	Endrin	mg/kg	0.003	-	-	-	-	-	-	-	-	-	-	-	-	-	-	-	-	-	-	-
	Endrin ketone	mg/kg	0.03	-	-	-	-	-	-	-	-	-	-	-	-	-	-	-	-	-	-	-
	Ethion	mg/kg	0.003	-	-	-	-	-	-	-	-	-	-	-	-	-	-	-	-	-	-	-
	Fenitrothion	mg/kg	0.005	-	-	-	-	-	-	-	-	-	-	-	-	-	-	-	-	-	-	-
	Fenithion	mg/kg	0.01	-	-	-	-	-	-	-	-	-	-	-	-	-	-	-	-	-	-	-
	Fluroxypyr	mg/kg	0.1	-	-	-	-	-	-	-	-	-	-	-	-	-	-	-	-	-	-	-

		Field ID	BH07098-X-8.60-ES-200121	BH07098-X-9.60-ES-200121	BH07098-X-1.00-ES-200115	BH07098-X-1.50-ES-200115	BH07098-X-2.50-ES-200115	BH07098-X-3.50-ES-200115	BH07098-X-4.50-ES-200115	BH07098-X-5.50-ES-200116	BH07098-X-5.50-ES-200116	BH07098-X-5.50-ES-200116
		Location Code	BH07098	BH07098	BH07098	BH07098	BH07098	BH07098	BH07098	BH07098	BH07098	BH07098
		Sample Depth Range	8.6	9.6	1	1.5	2.5	3.5	4.5	5.5	5.5	5.5
		Sampled Date Time	21/01/2020	21/01/2020	15/01/2020	15/01/2020	15/01/2020	15/01/2020	15/01/2020	16/01/2020	16/01/2020	16/01/2020
		Matrix Description	LQM S4UL Public Open Space (POS) Residential - 1% SOM									
		C4SL Public Open Space (POS) Residential	LQM S4UL Public Open Space (POS) Residential - 1% SOM									
Chem Group	ChemName	output unit	EQL									
	g-BHC (Lindane)	mg/kg	0.001	8.2	-	-	-	-	-	-	-	-
	Heptachlor	mg/kg	0.003	-	-	-	-	-	-	-	-	-
	Isodrin	mg/kg	0.002	-	-	-	-	-	-	-	-	-
	Isoproturon	mg/kg	-	-	-	-	-	-	-	-	-	-
	Linuron	mg/kg	-	-	-	-	-	-	-	-	-	-
	Malathion	mg/kg	0.002	-	-	-	-	-	-	-	-	-
	2-Methyl-4-chlorophenoxyacetic acid	mg/kg	-	-	-	-	-	-	-	-	-	-
	2-Methyl-4-Chlorophenoxy Butanoic Acid	mg/kg	-	-	-	-	-	-	-	-	-	-
	Meconop	mg/kg	-	-	-	-	-	-	-	-	-	-
	Methoxychlor	mg/kg	0.005	-	-	-	-	-	-	-	-	-
	Methyl carathion	mg/kg	0.01	-	-	-	-	-	-	-	-	-
	Mevinthos (Phosdrin)	mg/kg	0.002	-	-	-	-	-	-	-	-	-
	o,p-DDD	mg/kg	0.005	-	-	-	-	-	-	-	-	-
	o,p'-DDE	mg/kg	0.002	-	-	-	-	-	-	-	-	-
	o,p-Methoxychlor	mg/kg	0.05	-	-	-	-	-	-	-	-	-
	Parathion	mg/kg	0.005	-	-	-	-	-	-	-	-	-
	Pendimethalin	mg/kg	0.01	-	-	-	-	-	-	-	-	-
	Permethrin	mg/kg	0.05	-	-	-	-	-	-	-	-	-
	Permethrin II	mg/kg	0.003	-	-	-	-	-	-	-	-	-
	Phorate	mg/kg	0.01	-	-	-	-	-	-	-	-	-
	Priniphos-methyl	mg/kg	0.002	-	-	-	-	-	-	-	-	-
	Priniphos-ethyl	mg/kg	0.002	-	-	-	-	-	-	-	-	-
	Prometon	mg/kg	0.05	-	-	-	-	-	-	-	-	-
	Prometryn	mg/kg	0.05	-	-	-	-	-	-	-	-	-
	Pronamide	mg/kg	0.002	-	-	-	-	-	-	-	-	-
	Propazine	mg/kg	0.05	-	-	-	-	-	-	-	-	-
	Propiconazole	mg/kg	-	-	-	-	-	-	-	-	-	-
	Propoxycarbazono-sodium	mg/kg	-	-	-	-	-	-	-	-	-	-
	Simazine	mg/kg	0.05	-	-	-	-	-	-	-	-	-
	Terbutryn	mg/kg	0.05	-	-	-	-	-	-	-	-	-
	Terbutylazine	mg/kg	0.05	-	-	-	-	-	-	-	-	-
	Phoxalone	mg/kg	0.005	-	-	-	-	-	-	-	-	-
	Phosphamidon	mg/kg	0.005	-	-	-	-	-	-	-	-	-
	Triadimefon	mg/kg	0.002	-	-	-	-	-	-	-	-	-
	Triallate	mg/kg	0.002	-	-	-	-	-	-	-	-	-
	Triclopyr	mg/kg	0.1	-	-	-	-	-	-	-	-	-
	Tricosan	mg/kg	-	-	-	-	-	-	-	-	-	-
	Trifluralin	mg/kg	0.01	-	-	-	-	-	-	-	-	-
	Tebuconazole	mg/kg	-	-	-	-	-	-	-	-	-	-
	Telodrin	mg/kg	0.05	-	-	-	-	-	-	-	-	-
	Triazophos	mg/kg	0.003	-	-	-	-	-	-	-	-	-
SVOC TIC	SVOC TICs - Detect	Detect	-	-	-	-	-	-	-	-	-	-
	Anthraquinone 9,10	mg/kg	-	-	-	-	-	-	-	-	-	-
	SVOC Tentatively Identified Compounds	mg/kg	0.1	-	-	-	-	-	-	-	-	-
	Aniline	mg/kg	0.3	-	-	-	-	-	-	-	-	-
VOC TIC	VOC TICs - Detect	Detect	-	-	-	-	-	-	-	-	-	-
	VOC Tentatively Identified Compounds	mg/kg	0.05	-	-	-	-	-	-	-	-	-
	Freon 113	mg/kg	0.005	-	-	-	-	-	-	-	-	-
Other	Temperature	°C	-	-	-	-	-	-	-	-	-	-
	Conductivity @ 20°C	µS/cm	14	-	-	-	-	-	-	-	-	-
	% Stones <4mm	%	0	0	0	0	0	0	0	54.8	54.8	
	Fraction of non-crushable material	%	0	0	0	0	0	0	0	0	0	
	Moisture Content (dried @35°C)	%	-	-	-	-	-	-	-	-	-	
	Moisture Content 105C	%	0.1	37.4	41.6	14	13.9	14.9	17.9	23.5	30.7	
	pH (Lab)	pH Units	1	8.3	8.1	9	9.9	8.4	8.4	7.5	7.2	
	Stone Content	%	0.1	3.3	0	7.5	16.4	0	4.8	3.4	5.2	
	Total Organic Carbon	%	0.02	6.6	2.38	0.89	0.59	0.2	1.01	14.7	21.3	

**Env Stds Comments**  
 #1:GAC is only presented as speciated chromium. 7.7mg/kg is used for hexavalent. If hexavalent chromium (CVI) data is available, a value of 1,500mg/kg r  
 #2:C4SL for lead adopted  
 #3:GAC only presented as speciated mercury. 16mg/kg is used for elemental mercury. If the CSM indicates that elemental mercury is not a CoC and mercury  
 #4:Updated S4UL for nickel  
 #5:S4UL exceeds solubility saturation limit  
 #6:Criteria derived for Al<sup>3</sup>-C16-C35 split between Al<sup>3</sup>-C16-21 & Al<sup>3</sup>-C21-35. Requires summation of fractions to use Al<sup>3</sup>-C16-C35 criteria.  
 #7:Criteria presented is for p-xylene. A separate value is presented for o-xylene.  
 #8:S4UL based on a threshold protective of direct skin contact with phenyl

**Legend**

8.2	Results exceeds GAC.
<50	Results MDL is greater than GAC.
NAD	No asbestos detected.
-	Determinand has not been tested for.

**Notes**  
 A range is given where a determinand has been analysed for by more than one method.

Chem Group	ChemName	output unit	EQL	C4SL Public Open Space (POS) Residential	LQM S4UL Public Open Space (POS) Residential - 1% SOM	Matrix Description											
						Sample Date Time		Sample Date Time		Sample Date Time		Sample Date Time		Sample Date Time		Sample Date Time	
						16/01/2020	16/01/2020	16/01/2020	16/01/2020	16/01/2020	16/01/2020	16/01/2020	16/01/2020	16/01/2020	16/01/2020	16/01/2020	16/01/2020
Field ID	BH07099-X-6.50-ES-200116	BH07099-X-6.50-ES-200116	BH07099-X-6.50-ES-200116	BH07099-X-7.50-ES-200116	BH07099-X-7.50-ES-200116	BH07099-X-8.60-ES-200116	BH07099-X-8.60-ES-200116	BH07099-X-8.60-ES-200116	BH07099-X-9.60-ES-200116	BH07099-X-9.60-ES-200116	BH07099-X-9.60-ES-200116	BH08004-X-0.05-ES-190909					
Location Code	BH07099	BH07099	BH07099	BH07099	BH07099	BH07099	BH07099	BH07099	BH07099	BH07099	BH07099	BH08004					
Sample Depth	6.5	6.5	6.5	7.5	7.5	8.6	8.6	8.6	9.6	9.6	9.6	0.05					
Range																	
Anthrax	Detection of Anthrax (Bacillus Anthracis)	Not isolated	-	-	-	-	-	-	-	-	-	-	-				
Metals	Antimony	mg/kg	0.1	22.5	22.5	12	12	1.9	1.9	1.9	0.9	0.9	-				
	Arsenic	mg/kg	0.3	79	43.4	36.3	36.3	19.7	19.7	14.2	14.2	21.8	-				
	Boron	mg/kg	0.5	21000	11.1	31.2	31.2	14.6	14.6	10.8	10.8	2.34	-				
	Cadmium	mg/kg	0.02	220	1.37	1.37	1.26	0.47	0.47	0.35	0.35	<0.02	-				
	Chromium (hexavalent)	mg/kg	0.1	21	7.7	<0.1	<0.1	0.6	0.6	0.3	0.3	<0.6	-				
	Chromium	mg/kg	0.5	21	54	57.9	57.9	42.1	42.1	46.6	46.6	31.1	-				
	Cobalt	mg/kg	0.1	-	-	-	-	-	-	-	-	-	-				
	Copper	mg/kg	0.5	12000	401	200.1	200.1	45.7	45.7	29.7	29.7	15	-				
	Lead	mg/kg	0.5	630	940.9	2368	2368	152.4	152.4	69.9	69.9	36.2	-				
	Mercury	mg/kg	0.1	-	3.34	3.34	1.3	0.25	0.25	<0.1	<0.1	<0.14	-				
	Molybdenum	mg/kg	0.1	-	6.9	6.9	7.2	1.9	1.9	1.9	1.9	-	-				
	Nickel	mg/kg	0.2	-	74.3	74.3	69.2	69.2	51.1	37.1	37.1	28.8	-				
	Selenium	mg/kg	0.5	1100	0.6	0.6	0.6	<0.5	<0.5	<0.5	<0.5	<1	-				
	Vanadium	mg/kg	0.2	2000	72	72	70.9	70.9	72.5	78.3	78.3	94.2	-				
	Zinc	mg/kg	1.9	81000	908.4	908.4	864.5	178.6	178.6	234	234	234	-				
Asbestos	Anthophyllite	Detect	-	-	-	-	-	-	-	-	-	-	NAD				
	Asbestos Containing Material	Detect	-	-	-	-	-	-	-	-	-	-	-				
	Asbestos Analysis Comments	-	-	-	-	-	-	-	-	-	-	-	-				
	Asbestos PCOM Quantification	%	0.001	-	-	-	-	-	-	-	-	-	-				
	Asbestos Quantification Total	%	0.001	-	-	0.168	0.168	0.004	0.004	-	-	-	-				
	Asbestos: Actinolite	Detect	-	-	-	-	-	-	-	-	-	-	NAD				
	Additional Asbestos Components (Using TM048)	Comment	-	-	-	-	-	-	-	-	-	-	-				
	Crocidolite Asbestos	Detect	-	-	-	-	-	-	-	-	-	-	NAD				
	Asbestos Gravimetric Quantification	%	0.001	-	-	-	-	-	-	-	-	-	-				
	Asbestos ID (Stage 1)	Detect	-	NAD	NAD	Detected	Detected	Detected	Detected	NAD	NAD	NAD	NAD				
	Chrysotile Asbestos	Detect	-	-	-	-	-	-	-	-	-	-	NAD				
	Amosite Asbestos	Detect	-	-	-	-	-	-	-	-	-	-	NAD				
	Non-Asbestos Fibre	Detect	-	-	-	-	-	-	-	-	-	-	NAD				
	Tremolite	Detect	-	-	-	-	-	-	-	-	-	-	NAD				
Inorganics	Ammoniacal Nitrogen as N	mg/kg	12	-	-	-	-	-	-	-	-	-	-				
	Cyanide (Free)	mg/kg	0.5	<0.5	<0.5	<0.5	<0.5	<0.5	<0.5	<0.5	<0.5	<1	-				
	Cyanide Total	mg/kg	0.5	3.6	3.6	0.5	0.5	<0.5	<0.5	<0.5	<0.5	<1	-				
	Cyanides-complex	mg/kg	1	-	-	-	-	-	-	-	-	<1	-				
	Phosphorus	mg/kg	4	-	-	-	-	-	-	-	-	-	-				
PAH	Coronene	mg/kg	0.3	-	-	-	-	-	-	-	-	-	-				
	Naphthalene	mg/kg	0.005	4900	0.12	0.12	0.15	0.15	<0.08	<0.08	<0.08	<0.08	<0.009				
	Acenaphthene	mg/kg	0.008	15000	<0.08	<0.08	1.42	1.42	<0.08	<0.08	<0.08	<0.08	<0.008				
	Acenaphthylene	mg/kg	0.012	19000	0.13	0.13	0.1	0.1	<0.08	<0.08	<0.08	<0.012	-				
	Fluoranthene	mg/kg	0.017	3100	1.07	1.07	5.29	5.29	0.13	0.13	0.22	0.22	0.0467				
	Anthracene	mg/kg	0.016	74000	0.2	0.2	1.25	1.25	<0.08	<0.08	<0.08	<0.08	<0.016				
	Phenanthrene	mg/kg	0.015	3100	0.52	0.52	4.7	4.7	0.1	0.1	0.17	0.17	0.022				
	Fluorene	mg/kg	0.01	9900	<0.08	<0.08	1.36	1.36	<0.08	<0.08	<0.08	<0.08	<0.01				
	Chrysene	mg/kg	0.01	57	0.74	0.74	2.42	2.42	<0.08	<0.08	<0.08	0.1	0.018				
	Pyrene	mg/kg	0.015	7400	0.92	0.92	4.62	4.62	0.12	0.12	0.2	0.2	0.0379				
	Benzo(a)anthracene	mg/kg	0.014	29	0.68	0.68	2.3	2.3	<0.08	<0.08	0.1	0.1	<0.014				
	Benzo(b)fluoranthene	mg/kg	0.015	7.1	1.11	1.11	2.59	2.59	<0.08	<0.08	0.15	0.15	0.0193				
	Benzo(k)fluoranthene	mg/kg	0.014	190	0.42	0.42	1	1	<0.08	<0.08	<0.08	<0.014	-				
	Benzo(a)pyrene	mg/kg	0.015	5.7	0.81	0.81	2.04	2.04	<0.08	<0.08	0.11	0.11	<0.015				
	Dibenz(a,h)anthracene	mg/kg	0.023	0.57	0.15	0.15	0.29	0.29	<0.08	<0.08	<0.08	<0.08	<0.023				
	Benzo(g,h,i)perylene	mg/kg	0.024	640	0.65	0.65	1.25	1.25	<0.08	<0.08	0.08	0.08	<0.024				
	Indeno(1,2,3-c,d)pyrene	mg/kg	0.018	82	-	0.62	1.3	1.3	<0.08	<0.08	0.09	0.09	<0.018				
	PAH 16 Total	mg/kg	0.118	-	<8.31	<8.31	32.1	32.1	<1.39	<1.39	<1.79	<1.79	0.144				
TPH CWG	>C6-C8 Aliphatics	mg/kg	0.01	600000	<0.2	<0.2	<0.2	<0.2	<0.2	<0.2	<0.2	<0.2	<0.2				
	>C6-C7 Aliphatics	mg/kg	0.2	-	<0.2	<0.2	<0.2	<0.2	<0.2	<0.2	<0.2	<0.2	<0.2				
	>C6-C8 Aliphatics	mg/kg	0.01	600000	<0.2	<0.2	<0.2	<0.2	<0.2	<0.2	<0.2	<0.2	<0.2				
	>C10-C44 Aliphatics	mg/kg	5	-	-	-	-	-	-	-	-	-	-				
	>C7-C8 Aliphatics	mg/kg	0.2	-	<0.2	<0.2	<0.2	<0.2	<0.2	<0.2	<0.2	<0.2	<0.2				
	>C10-C44 Aliphatics/Aromatics	mg/kg	10	-	-	-	-	-	-	-	-	-	-				
	>C8-C10 Aliphatics	mg/kg	0.01	13000	<0.2	<0.2	<0.2	<0.2	<0.2	<0.2	<0.2	<0.2	<0.2				
	>C10-C12 Aliphatics	mg/kg	0.01	13000	<4	<4	<4	<4	<4	<4	<4	<4	<4				
	>C12-C16 Aliphatics	mg/kg	0.1	19000	<4	<4	4.75	4.75	<4	<4	<4	<4	<4				
	>C16-C21 Aliphatics	mg/kg	0.1	13.5	13.5	13.5	13.4	13.4	<4	<4	<4	<4	<4				
	>C21-C35 Aliphatics	mg/kg	0.1	126	126	126	83.1	83.1	<8.76	<8.76	<8.76	<8.76	<8.76				
	>C35-C44 Aliphatics	mg/kg	0.1	250000	-	-	-	-	-	-	-	-	-				
	>C8-C10 Aliphatics	mg/kg	10.05	-	-	-	-	-	-	-	-	-	-				
	>C8-C40 Aliphatics	mg/kg	20	168	168	114	114	<20	<20	<20	<20	<20	<20				
	Total Aliphatics >C12-C44	mg/kg	0.1	-	-	-	-	-	-	-	-	-	-				
	>EC5-EC10 Aromatics	mg/kg	0.05	-	-	-	-	-	-	-	-	-	-				
	>EC5-EC7 Aromatics	mg/kg	0.01	56000	<0.01	<0.01	<0.01	<0.01	<0.01	<0.01	<0.01	<0.01	<0.01				
	>EC6-EC7 Aromatics	mg/kg	0.01	-	-	-	-	-	-	-	-	-	-				
	>EC7-EC8 Aromatics	mg/kg	0.01	56000	<0.01	<0.01	<0.01	<0.01	<0.01	<0.01	<0.01	<0.01	<0.01				
	>EC8-EC10 Aromatics	mg/kg	0.01	5000	<4	<4	<4	<4	<4	<4	<4	<4	<4				
	>EC10-EC12 Aromatics	mg/kg	0.01	5000	<4	<4	<4	<4	<4	<4	<4	<4	<4				
	>EC8-EC40 Aromatics	mg/kg	20	198	198	322	322	<20	<20	<20	<20	<20	<20				
	>EC10-EC44 Aromatics	mg/kg	5	-	-	-	-	-	-	-	-	-	-				
	>EC12-EC16 Aromatics	mg/kg	0.1	5100	6.25	6.25	5.36	5.36	<4	<4	4.22	4.22	<4				
	>EC16-EC21 Aromatics	mg/kg	0.1	3800	16.9	16.9	28.9	28.9	<4	<4	4.63	4.63	<4				
	>EC21-EC35 Aromatics	mg/kg	0.1	3800	138	138	237	237	<8.76	<8.76	<8.76	<8.76	<8.76				
	>EC35-EC44 Aromatics	mg/kg	0.1	3900	-	-	-	-	-	-	-	-	-				
	>EC40-EC44 Aromatics	mg/kg	0.1	-	-	-	-	-	-	-	-	-	-				
	>EC12-EC44 Aromatics	mg/kg	0.1	-	-	-	-	-	-	-	-	-	-				
	TPH Aliphatics & Aromatics >C5-44	mg/kg	0.1	-	-	-	-	-	-	-	-	-	-				

Chem Group	ChemName	output unit	EQL	Matrix Description										
				LQM S4UL Public Open Space (POS) Residential - 1% SOM										
				Field ID	Location Code	Sample Depth	Range	Sampled Date	Time	Time	Time	Time	Time	Time
				BH07098-X-6.50-ES-200116	BH07099-X-6.50-ES-200116	BH07099-X-6.50-ES-200116	BH07099-X-7.50-ES-200116	BH07099-X-7.50-ES-200116	BH07099-X-8.60-ES-200116	BH07099-X-8.60-ES-200116	BH07099-X-8.60-ES-200116	BH07099-X-9.60-ES-200116	BH07099-X-9.60-ES-200116	BH08004-X-0.05-ES-190909
				BH07099	BH07099	BH07099	BH07099	BH07099	BH07099	BH07099	BH07099	BH07099	BH07099	BH08004
				6.5	6.5	6.5	7.5	7.5	8.6	8.6	8.6	9.6	9.6	0.05
				16/01/2020	16/01/2020	16/01/2020	16/01/2020	16/01/2020	16/01/2020	16/01/2020	16/01/2020	16/01/2020	16/01/2020	09/09/2019
				C4SL Public Open Space (POS) Residential										
				LQM S4UL Public Open Space (POS) Residential - 1% SOM										
TPH	>C6-C8	mg/kg	0.02	<0.2	<0.2	<0.2	<0.2	<0.2	<0.2	<0.2	<0.2	<0.2	<0.2	<0.2
	>C6-C7	mg/kg	0.02	<0.2	<0.2	<0.2	<0.2	<0.2	<0.2	<0.2	<0.2	<0.2	<0.2	<0.2
	>C7-C8	mg/kg	0.02	<0.2	<0.2	<0.2	<0.2	<0.2	<0.2	<0.2	<0.2	<0.2	<0.2	<0.2
	>C8-C9	mg/kg	0.2	-	-	-	-	-	-	-	-	-	-	-
	>C9-C10	mg/kg	0.02	<0.2	<0.2	0.282	0.282	<0.2	<0.2	<0.2	<0.2	<0.2	<0.2	<0.2
	>C10-C12	mg/kg	0.02	-	-	-	-	-	-	-	-	-	-	<0.02
	>C12-C16	mg/kg	2	-	-	-	-	-	-	-	-	-	-	<35
	>C16-C21	mg/kg	2	-	-	-	-	-	-	-	-	-	-	<35
	>C21-C28	mg/kg	35	-	-	-	-	-	-	-	-	-	-	<35
	>C21-C35	mg/kg	4.38	-	-	-	-	-	-	-	-	-	-	-
	>C28-C35	mg/kg	35	-	-	-	-	-	-	-	-	-	-	<35
	>C31-C40	mg/kg	10	-	-	-	-	-	-	-	-	-	-	<35
	>C35-C40	mg/kg	35	-	-	-	-	-	-	-	-	-	-	<35
	GRO >C5-10	mg/kg	0.02	-	-	-	-	-	-	-	-	-	-	-
	TPH >C8-C40	mg/kg	10	-	-	-	-	-	-	-	-	-	-	-
	EPH >C5-40	mg/kg	35	-	-	-	-	-	-	-	-	-	-	39
	EPH >C10-40	mg/kg	35	-	-	-	-	-	-	-	-	-	-	39
	GRO	mg/kg	0.2	<0.2	<0.2	0.348	0.348	<0.2	<0.2	<0.2	<0.2	<0.2	<0.2	-
	TPH by GC/ED (AR)	mg/kg	10	-	-	-	-	-	-	-	-	-	-	<0.1
BTEX and MTE	Benzene	mg/kg	0.001	140	72	<0.01 - 0.003	<0.01 - 0.003	<0.001	<0.001	<0.001	<0.001	<0.001	<0.001	<0.18
	Toluene	mg/kg	0.005	56000	24000	<0.005	<0.005	<0.005	<0.005	<0.005	<0.005	<0.005	<0.005	<0.14
	Ethylbenzene	mg/kg	0.002	41000	41000	<0.002	<0.002	<0.002	<0.002	<0.002	<0.002	<0.002	<0.002	<0.08
	Xylene (m & o)	mg/kg	0.004	41000	41000	<0.004	<0.004	<0.004	<0.004	<0.004	<0.004	<0.004	<0.004	<0.2
	Xylene (o)	mg/kg	0.002	41000	41000	<0.002	<0.002	<0.002	<0.002	<0.002	<0.002	<0.002	<0.002	<0.2
	Xylene Total	mg/kg	0.02	<0.03	<0.03	<0.03	<0.03	<0.03	<0.03	<0.03	<0.03	<0.03	<0.03	<0.2
	MTE	mg/kg	0.001	-	-	-	-	-	-	-	-	-	-	<0.2
	Total BTEX	mg/kg	0.04	-	-	-	-	-	-	-	-	-	-	<0.8
VOC	Styrene	mg/kg	0.001	-	-	-	-	-	-	-	-	-	-	-
	cis-1,3-dichloroethene	mg/kg	0.001	-	-	-	-	-	-	-	-	-	-	-
	trans-1,3-dichloroethene	mg/kg	0.001	-	-	-	-	-	-	-	-	-	-	-
	1,1,1,2-tetrachloroethane	mg/kg	0.001	1400	1400	-	-	-	-	-	-	-	-	-
	1,1,1-trichloroethane	mg/kg	0.001	140000	140000	-	-	-	-	-	-	-	-	-
	1,1,2,2-tetrachloroethane	mg/kg	0.001	1400	1400	-	-	-	-	-	-	-	-	-
	1,1,2-dichloroethane	mg/kg	0.001	-	-	-	-	-	-	-	-	-	-	-
	1,1-dichloroethane	mg/kg	0.001	-	-	-	-	-	-	-	-	-	-	-
	1,1-dichloroethene	mg/kg	0.001	-	-	-	-	-	-	-	-	-	-	-
	1,1-dichloroethene	mg/kg	0.001	-	-	-	-	-	-	-	-	-	-	-
	1,2-dichloroethane	mg/kg	0.001	-	-	-	-	-	-	-	-	-	-	-
	1,2-dichloroethene	mg/kg	0.001	-	-	-	-	-	-	-	-	-	-	-
	1,2-dibromo-3-chloropropane	mg/kg	0.001	-	-	-	-	-	-	-	-	-	-	-
	1,2-dibromoethane	mg/kg	0.001	-	-	-	-	-	-	-	-	-	-	-
	1,2-dichloroethane	mg/kg	0.001	29	29	-	-	-	-	-	-	-	-	-
	1,2-dichloroethene	mg/kg	0.001	-	-	-	-	-	-	-	-	-	-	-
	1,3,5-trimethylbenzene	mg/kg	0.001	-	-	-	-	-	-	-	-	-	-	-
	1,3-dichloropropane	mg/kg	0.001	-	-	-	-	-	-	-	-	-	-	-
	2,2-dichloropropane	mg/kg	0.001	-	-	-	-	-	-	-	-	-	-	-
	2-chlorotoluene	mg/kg	0.001	-	-	-	-	-	-	-	-	-	-	-
	4-chlorotoluene	mg/kg	0.001	-	-	-	-	-	-	-	-	-	-	-
	Bromobenzene	mg/kg	0.001	-	-	-	-	-	-	-	-	-	-	-
	Bromochloromethane	mg/kg	0.001	-	-	-	-	-	-	-	-	-	-	-
	Bromodichloromethane	mg/kg	0.001	-	-	-	-	-	-	-	-	-	-	-
	Bromoform	mg/kg	0.001	-	-	-	-	-	-	-	-	-	-	-
	Bromomethane	mg/kg	0.001	-	-	-	-	-	-	-	-	-	-	-
	Carbon disulfide	mg/kg	0.007	11000	11000	-	-	-	-	-	-	-	-	-
	Carbon tetrachloride	mg/kg	0.001	890	890	-	-	-	-	-	-	-	-	-
	Chlorobromomethane	mg/kg	0.001	-	-	-	-	-	-	-	-	-	-	-
	Chloroethane	mg/kg	0.002	-	-	-	-	-	-	-	-	-	-	-
	Chloroform	mg/kg	0.001	2500	2500	-	-	-	-	-	-	-	-	-
	Chloromethane	mg/kg	0.003	-	-	-	-	-	-	-	-	-	-	-
	cis-1,2-dichloroethene	mg/kg	0.005	-	-	-	-	-	-	-	-	-	-	-
	Dibromomethane	mg/kg	0.001	-	-	-	-	-	-	-	-	-	-	-
	Dichlorodifluoromethane	mg/kg	0.001	-	-	-	-	-	-	-	-	-	-	-
	Dichloromethane	mg/kg	0.01	-	-	-	-	-	-	-	-	-	-	-
	Isopropylbenzene	mg/kg	0.001	-	-	-	-	-	-	-	-	-	-	-
	n-butylbenzene	mg/kg	0.001	-	-	-	-	-	-	-	-	-	-	-
	n-propylbenzene	mg/kg	0.001	-	-	-	-	-	-	-	-	-	-	-
	p-isocrotyltoluene	mg/kg	0.001	-	-	-	-	-	-	-	-	-	-	-
	sec-butylbenzene	mg/kg	0.001	-	-	-	-	-	-	-	-	-	-	-
	Trichloroethene	mg/kg	0.001	120	120	-	-	-	-	-	-	-	-	-
	tert-butylbenzene	mg/kg	0.001	-	-	-	-	-	-	-	-	-	-	-
	Tetrachloroethene	mg/kg	0.003	1400	1400	-	-	-	-	-	-	-	-	-
	trans-1,2-dichloroethene	mg/kg	0.001	-	-	-	-	-	-	-	-	-	-	-
	Trichlorofluoromethane	mg/kg	0.001	-	-	-	-	-	-	-	-	-	-	-
	Vinyl chloride	mg/kg	0.001	3.5	3.5	-	-	-	-	-	-	-	-	-
	tert-Amyl methyl ether	mg/kg	0.01	-	-	-	-	-	-	-	-	-	-	-
VOC/SVOC	1,2,3-trichlorobenzene	mg/kg	0.001	1800	1800	-	-	-	-	-	-	-	-	-
	1,2,4-trichlorobenzene	mg/kg	0.003	15000	15000	-	-	-	-	-	-	-	-	-
	1,2-dichlorobenzene	mg/kg	0.001	90000	90000	-	-	-	-	-	-	-	-	-
	1,3,5-Trichlorobenzene	mg/kg	0.001	1700	1700	-	-	-	-	-	-	-	-	-
	1,3-dichlorobenzene	mg/kg	0.001	300	300	-	-	-	-	-	-	-	-	-
	1,4-dichlorobenzene	mg/kg	0.001	17000	17000	-	-	-	-	-	-	-	-	-
	Chlorobenzene	mg/kg	0.001	11000	11000	-	-	-	-	-	-	-	-	-
	Hexachlorobutadiene	mg/kg	0.002	25	25	-	-	-	-	-	-	-	-	-

Chem Group	ChemName	output unit	EQL	Matrix Description									
				LQM S4UL Public Open Space (POS) Residential - 1% SOM									
				Field ID	Location Code	Sample Depth	Range	Sampled Date	Time	Time	Time	Time	Time
				BH07098-X-6.50-ES-200116	BH07099-X-6.50-ES-200116	BH07099-X-7.50-ES-200116	BH07099-X-7.50-ES-200116	BH07099-X-8.60-ES-200116	BH07099-X-8.60-ES-200116	BH07099-X-9.60-ES-200116	BH07099-X-9.60-ES-200116	BH07099-X-9.60-ES-200116	BH08004-X-0.05-ES-190909
				BH07099	BH07099	BH07099	BH07099	BH07099	BH07099	BH07099	BH07099	BH07099	BH08004
				6.5	6.5	7.5	7.5	8.6	8.6	9.6	9.6	9.6	0.05
				16/01/2020	16/01/2020	16/01/2020	16/01/2020	16/01/2020	16/01/2020	16/01/2020	16/01/2020	16/01/2020	09/09/2019
SVOC	Benzyl alcohol	mg/kg	0.5	-	-	-	-	-	-	-	-	-	-
	Diphenyl ether	mg/kg	0.1	-	-	-	-	-	-	-	-	-	-
	4-bromophenyl phenyl ether	mg/kg	0.1	-	-	-	-	-	-	-	-	-	-
	4-nitroaniline	mg/kg	0.1	-	-	-	-	-	-	-	-	-	-
	4-nitrophenol	mg/kg	0.1	-	-	-	-	-	-	-	-	-	-
	1,1-Biohexyl	mg/kg	0.1	-	-	-	-	-	-	-	-	-	-
	1,2,3,4-tetrachlorobenzene	mg/kg	0.001	830	-	-	-	-	-	-	-	-	-
	1-Methylvinylthalene	mg/kg	0.1	-	-	-	-	-	-	-	-	-	-
	2,4,5-trichlorophenol	mg/kg	0.1	-	-	-	-	-	-	-	-	-	-
	2,4,6-trichlorophenol	mg/kg	0.1	-	-	-	-	-	-	-	-	-	-
	2,4-dichlorophenol	mg/kg	0.1	-	-	-	-	-	-	-	-	-	-
	2,4-dimethylphenol	mg/kg	0.1	-	-	-	-	-	-	-	-	-	-
	2,4-dinitrophenol	mg/kg	0.5	-	-	-	-	-	-	-	-	-	-
	2,4-dinitrotoluene	mg/kg	0.1	-	-	-	-	-	-	-	-	-	-
	2,6-dinitrotoluene	mg/kg	0.1	-	-	-	-	-	-	-	-	-	-
	2-chloronaphthalene	mg/kg	0.1	-	-	-	-	-	-	-	-	-	-
	2-chlorophenol	mg/kg	0.1	-	-	-	-	-	-	-	-	-	-
	2-methylnaphthalene	mg/kg	0.1	-	-	-	-	-	-	-	-	-	-
	2-methylphenol	mg/kg	0.1	-	-	-	-	-	-	-	-	-	-
	2-nitroaniline	mg/kg	0.1	-	-	-	-	-	-	-	-	-	-
	2-nitrophenol	mg/kg	0.1	-	-	-	-	-	-	-	-	-	-
	3-nitroaniline	mg/kg	0.1	-	-	-	-	-	-	-	-	-	-
	4,6-Dinitro-2-methylphenol	mg/kg	0.2	-	-	-	-	-	-	-	-	-	-
	4-chloro-3-methylphenol	mg/kg	0.1	-	-	-	-	-	-	-	-	-	-
	4-chloroaniline	mg/kg	0.1	-	-	-	-	-	-	-	-	-	-
	4-chlorophenol	mg/kg	0.5	620	-	-	-	-	-	-	-	-	-
	4-chlorophenyl phenyl ether	mg/kg	0.1	-	-	-	-	-	-	-	-	-	-
	4-methylphenol	mg/kg	0.1	-	-	-	-	-	-	-	-	-	-
	Azobenzene	mg/kg	0.1	-	-	-	-	-	-	-	-	-	-
	Benzoic Acid	mg/kg	0.5	-	-	-	-	-	-	-	-	-	-
	Bis(2-chlorophenyl) methane	mg/kg	0.1	-	-	-	-	-	-	-	-	-	-
	Bis(2-chloroethyl) ether	mg/kg	0.1	-	-	-	-	-	-	-	-	-	-
	Bis(2-chloroisopropyl) ether	mg/kg	0.1	-	-	-	-	-	-	-	-	-	-
	Bis(2-ethylhexyl) phthalate	mg/kg	0.1	-	-	-	-	-	-	-	-	-	-
	Butyl benzyl phthalate	mg/kg	0.1	-	-	-	-	-	-	-	-	-	-
	Carbazole	mg/kg	0.1	-	-	-	-	-	-	-	-	-	-
	Dibenzofuran	mg/kg	0.1	-	-	-	-	-	-	-	-	-	-
	Diethylphthalate	mg/kg	0.1	-	-	-	-	-	-	-	-	-	-
	Dimethyl phthalate	mg/kg	0.1	-	-	-	-	-	-	-	-	-	-
	Di-n-butyl phthalate	mg/kg	0.1	-	-	-	-	-	-	-	-	-	-
	Di-n-octyl phthalate	mg/kg	0.1	-	-	-	-	-	-	-	-	-	-
	Hexachlorobenzene	mg/kg	0.002	16	-	-	-	-	-	-	-	-	-
	Hexachlorocyclopentadiene	mg/kg	0.1	-	-	-	-	-	-	-	-	-	-
	Hexachloroethane	mg/kg	0.1	-	-	-	-	-	-	-	-	-	-
	Isophorone	mg/kg	0.1	-	-	-	-	-	-	-	-	-	-
	Nitrobenzene	mg/kg	0.1	-	-	-	-	-	-	-	-	-	-
	N-nitrosodipropylamine	mg/kg	0.1	-	-	-	-	-	-	-	-	-	-
	n-Nitrosodiphenylamine	mg/kg	0.1	-	-	-	-	-	-	-	-	-	-
	Pentachlorobenzene	mg/kg	0.001	100	-	-	-	-	-	-	-	-	-
	Pentachloronitrobenzene	mg/kg	0.05	-	-	-	-	-	-	-	-	-	-
	Pentachlorophenol	mg/kg	0.1	60	-	-	-	-	-	-	-	-	-
PCB	PCB-110	mg/kg	-	-	-	-	-	-	-	-	-	-	-
	PCB-128	mg/kg	-	-	-	-	-	-	-	-	-	-	-
	PCB-141	mg/kg	-	-	-	-	-	-	-	-	-	-	-
	PCB-149	mg/kg	-	-	-	-	-	-	-	-	-	-	-
	PCB-151	mg/kg	-	-	-	-	-	-	-	-	-	-	-
	PCB-158	mg/kg	-	-	-	-	-	-	-	-	-	-	-
	PCB-170	mg/kg	-	-	-	-	-	-	-	-	-	-	-
	PCB-18	mg/kg	-	-	-	-	-	-	-	-	-	-	-
	PCB-183	mg/kg	-	-	-	-	-	-	-	-	-	-	-
	PCB-187	mg/kg	-	-	-	-	-	-	-	-	-	-	-
	PCB-194	mg/kg	-	-	-	-	-	-	-	-	-	-	-
	PCB-31	mg/kg	-	-	-	-	-	-	-	-	-	-	-
	PCB-44	mg/kg	-	-	-	-	-	-	-	-	-	-	-
	PCB-49	mg/kg	-	-	-	-	-	-	-	-	-	-	-
	2,2,4-tetrachloro-1,1-Biphenvyl	mg/kg	-	-	-	-	-	-	-	-	-	-	-
	2,3,4,4-tetrachloro-1,1-Biphenvyl	mg/kg	-	-	-	-	-	-	-	-	-	-	-
	Heptachlorobiphenyl, 2,3,3,4,4,5,5- (PCB 189)	mg/kg	0.003	<0.005	<0.005	<0.005	<0.005	<0.005	<0.005	<0.005	<0.005	<0.005	-
	Hexachlorobiphenyl, 2,3,3,4,4,5- (PCB 156)	mg/kg	0.003	<0.005	<0.005	<0.005	<0.005	<0.005	<0.005	<0.005	<0.005	<0.005	-
	Hexachlorobiphenyl, 2,3,3,4,4,5- (PCB 157)	mg/kg	0.003	<0.005	<0.005	<0.005	<0.005	<0.005	<0.005	<0.005	<0.005	<0.005	-
	Hexachlorobiphenyl, 2,3,4,4,5,5- (PCB 167)	mg/kg	0.003	<0.005	<0.005	<0.005	<0.005	<0.005	<0.005	<0.005	<0.005	<0.005	-
	Hexachlorobiphenyl, 3,3,4,4,5,5- (PCB 169)	mg/kg	0.003	<0.005	<0.005	<0.005	<0.005	<0.005	<0.005	<0.005	<0.005	<0.005	-
	PCB 101	mg/kg	0.003	0.00928	0.00928	<0.005	<0.005	<0.005	<0.005	<0.005	<0.005	<0.005	-
	PCB 118	mg/kg	0.003	<0.005	<0.005	<0.005	<0.005	<0.005	<0.005	<0.005	<0.005	<0.005	-
	PCB 138	mg/kg	0.003	0.00955	0.00955	0.0121	0.0121	<0.005	<0.005	<0.005	<0.005	<0.005	-
	PCB 153	mg/kg	0.003	0.0132	0.0132	0.0053	0.0053	<0.005	<0.005	<0.005	<0.005	<0.005	-
	PCB 160	mg/kg	0.003	0.00961	0.00961	<0.005	<0.005	<0.005	<0.005	<0.005	<0.005	<0.005	-
	PCB 26	mg/kg	0.003	<0.005	<0.005	<0.005	<0.005	<0.005	<0.005	<0.005	<0.005	<0.005	-
	PCB 52	mg/kg	0.003	<0.005	<0.005	<0.005	<0.005	<0.005	<0.005	<0.005	<0.005	<0.005	-
	Pentachlorobiphenyl, 2,3,3,4,4- (PCB 105)	mg/kg	0.003	<0.005	<0.005	<0.005	<0.005	<0.005	<0.005	<0.005	<0.005	<0.005	-
	Pentachlorobiphenyl, 2,3,4,4,5- (PCB 114)	mg/kg	0.003	<0.005	<0.005	<0.005	<0.005	<0.005	<0.005	<0.005	<0.005	<0.005	-
	Pentachlorobiphenyl, 2,3,4,4,5- (PCB 123)	mg/kg	0.003	<0.005	<0.005	<0.005	<0.005	<0.005	<0.005	<0.005	<0.005	<0.005	-
	Pentachlorobiphenyl, 3,3,4,4,5- (PCB 126)	mg/kg	0.003	<0.005	<0.005	<0.005	<0.005	<0.005	<0.005	<0.005	<0.005	<0.005	-
	Tetrachlorobiphenyl, 3,3,4,4- (PCB 77)	mg/kg	0.003	<0.005	<0.005	<0.005	<0.005	<0.005	<0.005	<0.005	<0.005	<0.005	-
	Tetrachlorobiphenyl, 3,4,4,5- (PCB 81)	mg/kg	0.003	<0.005	<0.005	<0.005	<0.005	<0.005	<0.005	<0.005	<0.005	<0.005	-
	Total PCB 7 congeners	mg/kg	0.021	-	-	-	-	-	-	-	-	-	-
	Total PCB WHO 12	mg/kg	0.036	-	-	-	-	-	-	-	-	-	-

		Field ID	BH07099-X-6.50-ES-200116	BH07099-X-6.50-ES-200116	BH07099-X-7.50-ES-200116	BH07099-X-7.50-ES-200116	BH07099-X-8.60-ES-200116	BH07099-X-8.60-ES-200116	BH07099-X-9.60-ES-200116	BH07099-X-9.60-ES-200116	BH08004-X-0.05-ES-190909	
		Location Code	BH07099	BH07099	BH07099	BH07099	BH07099	BH07099	BH07099	BH07099	BH08004	
		Sample Depth Range	6.5	6.5	7.5	7.5	8.6	8.6	9.6	9.6	0.05	
		Sample Date	16/01/2020	16/01/2020	16/01/2020	16/01/2020	16/01/2020	16/01/2020	16/01/2020	16/01/2020	09/09/2019	
		Matrix Description	LQM S4UL Public Open Space (POS) Residential - 1% SOM									
		C4SL Public Open Space (POS) Residential										
Chem Group	ChemName	output unit	EQL									
Phenolics	Xenonols	mg/kg	0.015	-	-	-	-	-	-	-	<0.015	
	Phenol Index	mg/kg	0.5	<0.5	<0.5	<0.5	<0.5	<0.5	<0.5	<0.5	-	
	3-84-methylphenol	mg/kg	0.1	-	-	-	-	-	-	-	-	
	Cresol Total	mg/kg	0.01	-	-	-	-	-	-	-	0.0122	
Phenols Monohydric	Phenol	mg/kg	0.01	-	-	-	-	-	-	-	<0.01	
	Phenols Monohydric	mg/kg	0.035	-	-	-	-	-	-	-	<0.035	
	Dibutyltin	mg/kg	-	-	-	-	-	-	-	-	-	
	Monophenyltin	mg/kg	-	-	-	-	-	-	-	-	-	
Organotins	Diphenyltin	mg/kg	-	-	-	-	-	-	-	-	-	
	Monobutyltin	mg/kg	-	-	-	-	-	-	-	-	-	
	Tetraethyltin	mg/kg	-	-	-	-	-	-	-	-	-	
	Tributyltin	mg/kg	0.001	<0.005	<0.005	<0.005	<0.005	<0.005	<0.005	<0.005	-	
Pesticides	Triphenyltin	mg/kg	-	-	-	-	-	-	-	-	-	
	Ethionphos	mg/kg	0.002	-	-	-	-	-	-	-	-	
	Hepachlor epoxide	mg/kg	0.002	-	-	-	-	-	-	-	-	
	Methachlorphos	mg/kg	0.002	-	-	-	-	-	-	-	-	
Pesticides	Propetamphos	mg/kg	0.002	-	-	-	-	-	-	-	-	
	Simetryn	mg/kg	0.05	-	-	-	-	-	-	-	-	
	Sodium Acifluorfen	mg/kg	-	-	-	-	-	-	-	-	-	
	Tosazene	mg/kg	0.003	-	-	-	-	-	-	-	-	
Pesticides	2,4,5-TP (Silvex)	mg/kg	-	-	-	-	-	-	-	-	-	
	Hedonal	mg/kg	-	-	-	-	-	-	-	-	-	
	2,4-DDT	mg/kg	0.003	-	-	-	-	-	-	-	-	
	2,4-Dichloroprop	mg/kg	-	-	-	-	-	-	-	-	-	
Pesticides	4-(2,4-Dichlorophenoxy)butyric Acid (2,4-DB)	mg/kg	-	-	-	-	-	-	-	-	-	
	4,4-DDE	mg/kg	0.005	-	-	-	-	-	-	-	-	
	4-Chlorophenoxy acetic acid	mg/kg	-	-	-	-	-	-	-	-	-	
	a-BHC	mg/kg	0.002	24	-	-	-	-	-	-	-	
Pesticides	Aldrin	mg/kg	0.002	18	-	-	-	-	-	-	-	
	Ametryn	mg/kg	0.05	-	-	-	-	-	-	-	-	
	Acetyl (hexenyl)	mg/kg	-	-	-	-	-	-	-	-	-	
	Atrazin	mg/kg	0.05	1200	-	-	-	-	-	-	-	
Pesticides	Azinophos methyl	mg/kg	0.005	-	-	-	-	-	-	-	-	
	b-BHC	mg/kg	0.002	8.1	-	-	-	-	-	-	-	
	Bentazone	mg/kg	0.1	-	-	-	-	-	-	-	-	
	Bromoxynil	mg/kg	-	-	-	-	-	-	-	-	-	
Pesticides	Carbofenthothion	mg/kg	0.003	-	-	-	-	-	-	-	-	
	chlordanes	mg/kg	0.002	-	-	-	-	-	-	-	-	
	Chlordane (cis)	mg/kg	0.002	-	-	-	-	-	-	-	-	
	Azinphos Ethyl	mg/kg	0.005	-	-	-	-	-	-	-	-	
Pesticides	Chlordane (trans)	mg/kg	0.05	-	-	-	-	-	-	-	-	
	Chlorfenvinphos	mg/kg	0.003	-	-	-	-	-	-	-	-	
	Chlorotoluron	mg/kg	-	-	-	-	-	-	-	-	-	
	Chlorovifos	mg/kg	0.002	-	-	-	-	-	-	-	-	
Pesticides	Chlorpyrifos-methyl	mg/kg	0.002	-	-	-	-	-	-	-	-	
	Cyanazine	mg/kg	-	-	-	-	-	-	-	-	-	
	d-BHC	mg/kg	0.002	-	-	-	-	-	-	-	-	
	DDD	mg/kg	0.005	-	-	-	-	-	-	-	-	
Pesticides	DDT	mg/kg	0.005	-	-	-	-	-	-	-	-	
	Chlorfalonil	mg/kg	0.002	-	-	-	-	-	-	-	-	
	Diazinon	mg/kg	0.001	-	-	-	-	-	-	-	-	
	Dicamba	mg/kg	-	-	-	-	-	-	-	-	-	
Pesticides	Dichlobenil	mg/kg	0.001	-	-	-	-	-	-	-	-	
	cis-Permethrin	mg/kg	0.003	-	-	-	-	-	-	-	-	
	Dichlorvos	mg/kg	0.002	16	-	-	-	-	-	-	-	
	Diclofop	mg/kg	-	-	-	-	-	-	-	-	-	
Pesticides	Dieldrin	mg/kg	0.005	18	-	-	-	-	-	-	-	
	Dimethoate	mg/kg	0.003	-	-	-	-	-	-	-	-	
	Dinoseb	mg/kg	-	-	-	-	-	-	-	-	-	
	Diuron	mg/kg	-	-	-	-	-	-	-	-	-	
Pesticides	Endosulfan I	mg/kg	0.001	1200	-	-	-	-	-	-	-	
	Endosulfan II	mg/kg	0.01	-	-	-	-	-	-	-	-	
	Endosulfan sulphate	mg/kg	0.005	-	-	-	-	-	-	-	-	
	Endrin	mg/kg	0.003	-	-	-	-	-	-	-	-	
Pesticides	Endrin ketone	mg/kg	0.03	-	-	-	-	-	-	-	-	
	Ethion	mg/kg	0.003	-	-	-	-	-	-	-	-	
	Fenitrothion	mg/kg	0.005	-	-	-	-	-	-	-	-	
	Fenthion	mg/kg	0.01	-	-	-	-	-	-	-	-	
Pesticides	Fluroxypyr	mg/kg	0.1	-	-	-	-	-	-	-	-	

		Field ID	BH07099-X-6.50-ES-200116	BH07099-X-6.50-ES-200116	BH07099-X-7.50-ES-200116	BH07099-X-7.50-ES-200116	BH07099-X-8.60-ES-200116	BH07099-X-8.60-ES-200116	BH07099-X-9.60-ES-200116	BH07099-X-9.60-ES-200116	BH08004-X-0.05-ES-190909	
		Location Code	BH07099	BH07099	BH07099	BH07099	BH07099	BH07099	BH07099	BH07099	BH08004	
		Sample Depth Range	6.5	6.5	7.5	7.5	8.6	8.6	9.6	9.6	0.05	
		Sample Date	16/01/2020	16/01/2020	16/01/2020	16/01/2020	16/01/2020	16/01/2020	16/01/2020	16/01/2020	09/09/2019	
		Matrix Description	LQM S4UL Public Open Space (POS) Residential - 1% SOM									
		C4SL Public Open Space (POS) Residential										
Chem Group	ChemName	output unit	EQL									
	g-BHC (Lindane)	mg/kg	0.001	8.2	-	-	-	-	-	-	-	
	Heptachlor	mg/kg	0.003	-	-	-	-	-	-	-	-	
	Isodrin	mg/kg	0.002	-	-	-	-	-	-	-	-	
	Isoproturon	mg/kg	-	-	-	-	-	-	-	-	-	
	Linuron	mg/kg	-	-	-	-	-	-	-	-	-	
	Malathion	mg/kg	0.002	-	-	-	-	-	-	-	-	
	2-Methyl-4-chlorophenoxyacetic acid	mg/kg	-	-	-	-	-	-	-	-	-	
	2-Methyl-4-Chlorophenoxy Butanoic Acid	mg/kg	-	-	-	-	-	-	-	-	-	
	Mecoprop	mg/kg	-	-	-	-	-	-	-	-	-	
	Methoxychlor	mg/kg	0.005	-	-	-	-	-	-	-	-	
	Methyl carathion	mg/kg	0.01	-	-	-	-	-	-	-	-	
	Mevinphos (Phosdrin)	mg/kg	0.002	-	-	-	-	-	-	-	-	
	o,p-DDD	mg/kg	0.005	-	-	-	-	-	-	-	-	
	o,p'-DDE	mg/kg	0.002	-	-	-	-	-	-	-	-	
	o,p-Methoxychlor	mg/kg	0.05	-	-	-	-	-	-	-	-	
	Parathion	mg/kg	0.005	-	-	-	-	-	-	-	-	
	Pendimethalin	mg/kg	0.01	-	-	-	-	-	-	-	-	
	Permethrin	mg/kg	0.05	-	-	-	-	-	-	-	-	
	Permethrin II	mg/kg	0.003	-	-	-	-	-	-	-	-	
	Phorate	mg/kg	0.01	-	-	-	-	-	-	-	-	
	Priniphos-methyl	mg/kg	0.002	-	-	-	-	-	-	-	-	
	Priniphos-ethyl	mg/kg	0.002	-	-	-	-	-	-	-	-	
	Prometon	mg/kg	0.05	-	-	-	-	-	-	-	-	
	Prometryn	mg/kg	0.05	-	-	-	-	-	-	-	-	
	Pronamide	mg/kg	0.002	-	-	-	-	-	-	-	-	
	Propazine	mg/kg	0.05	-	-	-	-	-	-	-	-	
	Propiconazole	mg/kg	-	-	-	-	-	-	-	-	-	
	Propoxycarbazone-sodium	mg/kg	-	-	-	-	-	-	-	-	-	
	Simazine	mg/kg	0.05	-	-	-	-	-	-	-	-	
	Terbutryn	mg/kg	0.05	-	-	-	-	-	-	-	-	
	Terbutylazine	mg/kg	0.05	-	-	-	-	-	-	-	-	
	Phoxalone	mg/kg	0.005	-	-	-	-	-	-	-	-	
	Phosphamidon	mg/kg	0.005	-	-	-	-	-	-	-	-	
	Triadimefon	mg/kg	0.002	-	-	-	-	-	-	-	-	
	Triallate	mg/kg	0.002	-	-	-	-	-	-	-	-	
	Triclopyr	mg/kg	0.1	-	-	-	-	-	-	-	-	
	Triclosan	mg/kg	-	-	-	-	-	-	-	-	-	
	Trifluralin	mg/kg	0.01	-	-	-	-	-	-	-	-	
	Tebuconazole	mg/kg	-	-	-	-	-	-	-	-	-	
	Telodrin	mg/kg	0.05	-	-	-	-	-	-	-	-	
	Triazophos	mg/kg	0.003	-	-	-	-	-	-	-	-	
SVOC TIC	SVOC TICs - Detect	Detect	-	-	-	-	-	-	-	-	-	
	Anthraquinone 9,10-	mg/kg	-	-	-	-	-	-	-	-	-	
	SVOC Tentatively Identified Compounds	mg/kg	0.1	-	-	-	-	-	-	-	-	
	Aniline	mg/kg	0.3	-	-	-	-	-	-	-	-	
VOC TIC	VOC TICs - Detect	Detect	-	-	-	-	-	-	-	-	-	
	VOC Tentatively Identified Compounds	mg/kg	0.05	-	-	-	-	-	-	-	-	
	Freon 113	mg/kg	0.005	-	-	-	-	-	-	-	-	
Other	Temperature	°C	-	-	-	-	-	-	-	-	19.2	
	Conductivity @ 20°C	µS/cm	14	-	-	-	-	-	-	-	604 - 724	
	% Stones <4mm	%	0	0	0	0	0	0	0	0	-	
	Fraction of non-crushable material	%	0	0	0	0	0	0	0	0	-	
	Moisture Content (dried @35°C)	%	-	-	-	-	-	-	-	-	18	
	Moisture Content 105C	%	0.1	30.1	30.1	45	45	30.5	30.5	37.9	-	
	pH (Lab)	Units	1	7.4	7.4	8.6	8.6	8.6	8.4	8.4	7.64 - 8.73	
	Stone Content	%	0.1	6.5	6.5	3.6	3.6	6	6	0	-	
	Total Organic Carbon	%	0.02	14.6	14.6	20.6	20.6	2.15	2.15	2.36	2.41	

**Env Stds Comments**  
 #1:GAC is only presented as speciated chromium. 7.7mg/kg is used for hexavalent. If hexavalent chromium (CVI) data is available, a value of 1,500mg/kg r  
 #2:C4SL for lead adopted  
 #3:GAC only presented as speciated mercury. 16mg/kg is used for elemental mercury. If the CSM indicates that elemental mercury is not a CoC and mercury  
 #4:Updated S4UL for nickel  
 #5:S4UL exceeds solubility saturation limit  
 #6:Criteria derived for Al<sup>3</sup>-C16-C35 split between Al<sup>3</sup>-C16-21 & Al<sup>3</sup>-C21-35. Requires summation of fractions to use Al<sup>3</sup>-C16-C35 criteria.  
 #7:Criteria presented is for p-xylene. A separate value is presented for o-xylene.  
 #8:S4UL based on a threshold protective of direct skin contact with phenol

**Legend**

8.2	Results exceeds GAC.
<50	Results MDL is greater than GAC.
NAD	No asbestos detected.
-	Determinand has not been tested for.

**Notes**  
 A range is given where a determinand has been analysed for by more than one method.





Chem Group	ChemName	output unit	EQL	Matrix Description										
				C4SUL Public Open Space (POS) Residential - 1% SOM										
				Field ID	Location Code	BH08004-X-19.00-ES-190912	BH08008-X-0.05-ES-191009	BH08008-X-0.70-ES-191009	BH08008-X-1.60-ES-191012	BH08008-X-14.80-ES-191013	BH08008-X-19.50-ES-191016	BH08008-X-5.10-ES-191012	BH08010-X-0.05-ES-191205	BH08010-X-1.00-ES-191205
Sample Depth	Range	19	0.05	0.7	1.6	14.6	19.5	5.1	0.05	1				
				Sample Date	16/09/2019	09/10/2019	09/10/2019	12/09/2019	13/09/2019	16/09/2019	12/09/2019	05/12/2019	05/12/2019	
LQM S4UL Public Open Space (POS) Residential - 1% SOM														
TPH	>C6-C8	mg/kg	0.02	<0.02	<0.02	<0.02	<0.02	<0.02	<0.02	<0.02	<0.02	<0.02	<0.02	<0.02
	>C6-C7	mg/kg	0.02	<0.02	<0.02	<0.02	<0.02	<0.02	<0.02	<0.02	<0.02	<0.02	<0.02	<0.02
	>C7-C8	mg/kg	0.02	<0.02	<0.02	<0.02	<0.02	<0.02	<0.02	<0.02	<0.02	<0.02	<0.02	<0.02
	>C6-C9	mg/kg	0.2	-	-	-	-	-	-	-	-	-	-	-
	>C8-C10	mg/kg	0.02	<0.02	<0.02	<0.02	<0.02	<0.02	<0.02	<0.02	<0.02	<0.02	<0.2	<0.2
	>C10-C12	mg/kg	0.02	<0.02	<0.02	<0.02	<0.02	<0.02	<0.02	<0.02	<0.02	<0.02	<2	<2
	>C12-C16	mg/kg	2	<35	<35	<35	<35	<35	<35	<35	<35	<35	<35	<2
	>C16-C21	mg/kg	2	<35	<35	<35	<35	<35	<35	<35	<35	<35	5.46	3.29
	>C21-C28	mg/kg	35	<35	<35	<35	<35	<35	<35	<35	<35	<35	<35	<35
	>C21-C35	mg/kg	4.38	-	-	-	-	-	-	-	-	-	25	10.2
	>C28-C35	mg/kg	35	<35	<35	<35	<35	<35	<35	<35	<35	<35	<35	<35
	>C31-C40	mg/kg	10	-	-	-	-	-	-	-	-	-	26.7	10.4
	>C35-C40	mg/kg	35	<35	<35	<35	<35	<35	<35	<35	<35	<35	<35	<35
	GRO >C5-10	mg/kg	0.02	-	-	-	-	-	-	-	-	-	-	-
	TPH >C8-C40	mg/kg	10	-	-	-	-	-	-	-	-	-	<34.1	<15.5
	EPH >C5-40	mg/kg	35	<35	<35	<35	<35	<35	<35	<35	<35	<35	<35	<35
	EPH >C10-40	mg/kg	35	<35	<35	<35	<35	<35	<35	<35	<35	<35	<35	<35
	GRO	mg/kg	0.2	-	-	-	-	-	-	-	-	-	-	-
	GRO >C5-12	mg/kg	0.1	<0.1	<0.1	<0.1	<0.1	<0.1	<0.1	<0.1	<0.1	<0.1	<0.1	<0.1
	TPH by GC/ED (AR)	mg/kg	10	-	-	-	-	-	-	-	-	-	34.1	15.5
BTEX and MTBE	Benzene	mg/kg	0.001	140	72	<0.009	<0.18	<0.009	<0.009	<0.009	<0.009	<0.009	<0.009	<0.009
	Toluene	mg/kg	0.005	56000	24000	<0.007	<0.14	<0.007	<0.007	<0.007	<0.007	<0.007	<0.007	<0.007
	Ethylbenzene	mg/kg	0.002	24000	41000	<0.004	<0.08	<0.004	<0.004	<0.004	<0.004	<0.004	<0.004	<0.004
	Xylene (m & o)	mg/kg	0.004	41000	41000	<0.01	<0.2	<0.01	<0.01	<0.01	<0.01	<0.01	<0.01	<0.01
	Xylene (p)	mg/kg	0.002	41000	41000	<0.01	<0.2	<0.01	<0.01	<0.01	<0.01	<0.01	<0.01	<0.01
	Xylene Total	mg/kg	0.02	-	-	-	-	-	-	-	-	-	-	-
	MTBE	mg/kg	0.001	<0.01	<0.2	<0.01	<0.01	<0.01	<0.01	<0.01	<0.01	<0.01	<0.01	<0.01
	Total BTEX	mg/kg	0.04	<0.04	<0.6	<0.04	<0.04	<0.04	<0.04	<0.04	<0.04	<0.04	<0.04	<0.04
VOC	Styrene	mg/kg	0.001	-	-	-	-	-	-	-	-	-	-	-
	cis-1,3-dichloroethene	mg/kg	0.001	-	-	-	-	-	-	-	-	-	-	-
	trans-1,3-dichloroethene	mg/kg	0.001	-	-	-	-	-	-	-	-	-	-	-
	1,1,1,2-tetrachloroethane	mg/kg	0.001	1400	1400	-	-	-	-	-	-	-	-	-
	1,1,1-trichloroethane	mg/kg	0.001	140000	14000	-	-	-	-	-	-	-	-	-
	1,1,2,2-tetrachloroethane	mg/kg	0.001	1400	1400	-	-	-	-	-	-	-	-	-
	1,1,2-dichloroethane	mg/kg	0.001	-	-	-	-	-	-	-	-	-	-	-
	1,1-dichloroethane	mg/kg	0.001	-	-	-	-	-	-	-	-	-	-	-
	1,1-dichloroethene	mg/kg	0.001	-	-	-	-	-	-	-	-	-	-	-
	1,1-dichloroethene	mg/kg	0.001	-	-	-	-	-	-	-	-	-	-	-
	1,2-dichloroethane	mg/kg	0.001	-	-	-	-	-	-	-	-	-	-	-
	1,2-dichloroethene	mg/kg	0.001	29	29	-	-	-	-	-	-	-	-	-
	1,2-dichloroethene	mg/kg	0.001	-	-	-	-	-	-	-	-	-	-	-
	1,3,5-trimethylbenzene	mg/kg	0.001	-	-	-	-	-	-	-	-	-	-	-
	1,3-dichloropropane	mg/kg	0.001	-	-	-	-	-	-	-	-	-	-	-
	2,2-dichloropropane	mg/kg	0.001	-	-	-	-	-	-	-	-	-	-	-
	2-chlorotoluene	mg/kg	0.001	-	-	-	-	-	-	-	-	-	-	-
	4-chlorotoluene	mg/kg	0.001	-	-	-	-	-	-	-	-	-	-	-
	Bromobenzene	mg/kg	0.001	-	-	-	-	-	-	-	-	-	-	-
	Bromochloromethane	mg/kg	0.001	-	-	-	-	-	-	-	-	-	-	-
	Bromodichloromethane	mg/kg	0.001	-	-	-	-	-	-	-	-	-	-	-
	Bromoform	mg/kg	0.001	-	-	-	-	-	-	-	-	-	-	-
	Bromomethane	mg/kg	0.001	-	-	-	-	-	-	-	-	-	-	-
	Carbon disulfide	mg/kg	0.007	11000	11000	-	-	-	-	-	-	-	-	-
	Carbon tetrachloride	mg/kg	0.001	890	890	-	-	-	-	-	-	-	-	-
	Chlorobromomethane	mg/kg	0.001	-	-	-	-	-	-	-	-	-	-	-
	Chloroethane	mg/kg	0.002	-	-	-	-	-	-	-	-	-	-	-
	Chloroform	mg/kg	0.001	2500	2500	-	-	-	-	-	-	-	-	-
	Chloromethane	mg/kg	0.003	-	-	-	-	-	-	-	-	-	-	-
	cis-1,2-dichloroethene	mg/kg	0.005	-	-	-	-	-	-	-	-	-	-	-
	Dibromomethane	mg/kg	0.001	-	-	-	-	-	-	-	-	-	-	-
	Dichlorodifluoromethane	mg/kg	0.001	-	-	-	-	-	-	-	-	-	-	-
	Dichloromethane	mg/kg	0.01	-	-	-	-	-	-	-	-	-	-	-
	Isopropylbenzene	mg/kg	0.001	-	-	-	-	-	-	-	-	-	-	-
	n-butylbenzene	mg/kg	0.001	-	-	-	-	-	-	-	-	-	-	-
	n-propylbenzene	mg/kg	0.001	-	-	-	-	-	-	-	-	-	-	-
	p-isocrotyltoluene	mg/kg	0.001	-	-	-	-	-	-	-	-	-	-	-
	sec-butylbenzene	mg/kg	0.001	-	-	-	-	-	-	-	-	-	-	-
	Trichloroethene	mg/kg	0.001	120	120	-	-	-	-	-	-	-	-	-
	tert-butylbenzene	mg/kg	0.001	-	-	-	-	-	-	-	-	-	-	-
	Tetrachloroethene	mg/kg	0.003	1400	1400	-	-	-	-	-	-	-	-	-
	trans-1,2-dichloroethene	mg/kg	0.001	-	-	-	-	-	-	-	-	-	-	-
	Trichlorofluoromethane	mg/kg	0.001	-	-	-	-	-	-	-	-	-	-	-
	Vinyl chloride	mg/kg	0.001	3.5	3.5	-	-	-	-	-	-	-	-	-
	tert-Amyl methyl ether	mg/kg	0.01	-	-	-	-	-	-	-	-	-	-	-
VOC/SVOC	1,2,3-trichlorobenzene	mg/kg	0.001	-	-	-	-	-	-	-	-	-	-	-
	1,2,4-trichlorobenzene	mg/kg	0.003	-	-	-	-	-	-	-	-	-	-	-
	1,2-dichlorobenzene	mg/kg	0.001	-	-	-	-	-	-	-	-	-	-	-
	1,3,5-Trichlorobenzene	mg/kg	0.001	-	-	-	-	-	-	-	-	-	-	-
	1,3-dichlorobenzene	mg/kg	0.001	-	-	-	-	-	-	-	-	-	-	-
	1,4-dichlorobenzene	mg/kg	0.001	-	-	-	-	-	-	-	-	-	-	-
	Chlorobenzene	mg/kg	0.001	11000	11000	-	-	-	-	-	-	-	-	-
	Hexachlorobutadiene	mg/kg	0.002	25	25	-	-	-	-	-	-	-	-	-

Chem Group	ChemName	output unit	EQL	Field ID	BH08004-X-19.00-ES-190912	BH08008-X-0.05-ES-191009	BH08009-X-0.70-ES-191009	BH08008-X-1.60-ES-191012	BH08008-X-14.80-ES-191013	BH08008-X-19.50-ES-191016	BH08008-X-5.10-ES-191012	BH08010-X-0.05-ES-191205	BH08010-X-1.00-ES-191205
				Location Code	BH08004	BH08008	BH08009	BH08008	BH08008	BH08008	BH08008	BH08010	BH08010
				Sample Depth Range	19	0.05	0.7	1.6	14.6	19.5	5.1	0.05	1
				Sampled Date Time	16/09/2019	09/10/2019	09/10/2019	12/09/2019	13/09/2019	16/09/2019	12/09/2019	05/12/2019	05/12/2019
				Matrix Description	LQM S4UL Public Open Space (POS) Residential - 1% SOM								
				C4SL Public Open Space (POS) Residential									
SVOC	Benzyl alcohol	mg/kg	0.5	-	-	-	-	-	-	-	-	-	-
	Diphenyl ether	mg/kg	0.1	-	-	-	-	-	-	-	-	-	-
	4-bromophenyl phenyl ether	mg/kg	0.1	-	-	-	-	-	-	-	-	-	-
	4-nitroaniline	mg/kg	0.1	-	-	-	-	-	-	-	-	-	-
	4-nitrophenol	mg/kg	0.1	-	-	-	-	-	-	-	-	-	-
	1,1-Biohenyl	mg/kg	0.1	-	-	-	-	-	-	-	-	-	-
	1,2,3,4-tetrachlorobenzene	mg/kg	0.001	830	-	-	-	-	-	-	-	-	-
	1-Methylnaphthalene	mg/kg	0.1	-	-	-	-	-	-	-	-	-	-
	2,4,5-trichlorophenol	mg/kg	0.1	-	-	-	-	-	-	-	-	-	-
	2,4,6-trichlorophenol	mg/kg	0.1	-	-	-	-	-	-	-	-	-	-
	2,4-dichlorophenol	mg/kg	0.1	-	-	-	-	-	-	-	-	-	-
	2,4-dimethylphenol	mg/kg	0.1	-	-	-	-	-	-	-	-	-	-
	2,4-dinitrophenol	mg/kg	0.5	-	-	-	-	-	-	-	-	-	-
	2,4-dinitrotoluene	mg/kg	0.1	-	-	-	-	-	-	-	-	-	-
	2,6-dinitrotoluene	mg/kg	0.1	-	-	-	-	-	-	-	-	-	-
	2-chloronaphthalene	mg/kg	0.1	-	-	-	-	-	-	-	-	-	-
	2-chlorophenol	mg/kg	0.1	-	-	-	-	-	-	-	-	-	-
	2-methylnaphthalene	mg/kg	0.1	-	-	-	-	-	-	-	-	-	-
	2-methylphenol	mg/kg	0.1	-	-	-	-	-	-	-	-	-	-
	2-nitroaniline	mg/kg	0.1	-	-	-	-	-	-	-	-	-	-
	2-nitrophenol	mg/kg	0.1	-	-	-	-	-	-	-	-	-	-
	3-nitroaniline	mg/kg	0.1	-	-	-	-	-	-	-	-	-	-
	4,6-Dinitro-2-methylphenol	mg/kg	0.2	-	-	-	-	-	-	-	-	-	-
	4-chloro-3-methylphenol	mg/kg	0.1	-	-	-	-	-	-	-	-	-	-
	4-chloroaniline	mg/kg	0.1	-	-	-	-	-	-	-	-	-	-
	4-chlorophenol	mg/kg	0.5	620	-	-	-	-	-	-	-	-	-
	4-chlorophenyl phenyl ether	mg/kg	0.1	-	-	-	-	-	-	-	-	-	-
	4-methylphenol	mg/kg	0.1	-	-	-	-	-	-	-	-	-	-
	Azobenzene	mg/kg	0.1	-	-	-	-	-	-	-	-	-	-
	Benzoic Acid	mg/kg	0.5	-	-	-	-	-	-	-	-	-	-
	Bis(2-chlorophenyl) methane	mg/kg	0.1	-	-	-	-	-	-	-	-	-	-
	Bis(2-chloroethyl) ether	mg/kg	0.1	-	-	-	-	-	-	-	-	-	-
	Bis(2-chloroisopropyl) ether	mg/kg	0.1	-	-	-	-	-	-	-	-	-	-
	Bis(2-ethylhexyl) phthalate	mg/kg	0.1	-	-	-	-	-	-	-	-	-	-
	Butyl benzyl phthalate	mg/kg	0.1	-	-	-	-	-	-	-	-	-	-
	Catechol	mg/kg	0.1	-	-	-	-	-	-	-	-	-	-
	Dibenzofuran	mg/kg	0.1	-	-	-	-	-	-	-	-	-	-
	Diethylbithalate	mg/kg	0.1	-	-	-	-	-	-	-	-	-	-
	Dimethyl phthalate	mg/kg	0.1	-	-	-	-	-	-	-	-	-	-
	Di-n-butyl phthalate	mg/kg	0.1	-	-	-	-	-	-	-	-	-	-
	Di-n-octyl phthalate	mg/kg	0.1	-	-	-	-	-	-	-	-	-	-
	Hexachlorobenzene	mg/kg	0.002	16	-	-	-	-	-	-	-	-	-
	Hexachlorocyclopentadiene	mg/kg	0.1	-	-	-	-	-	-	-	-	-	-
	Hexachloroethane	mg/kg	0.1	-	-	-	-	-	-	-	-	-	-
	Isophorone	mg/kg	0.1	-	-	-	-	-	-	-	-	-	-
	Nitrobenzene	mg/kg	0.1	-	-	-	-	-	-	-	-	-	-
	N-nitrosodipropylamine	mg/kg	0.1	-	-	-	-	-	-	-	-	-	-
	n-Nitrosodiphenylamine	mg/kg	0.1	-	-	-	-	-	-	-	-	-	-
	Pentachlorobenzene	mg/kg	0.001	100	-	-	-	-	-	-	-	-	-
	Pentachloronitrobenzene	mg/kg	0.05	-	-	-	-	-	-	-	-	-	-
	Pentachlorophenol	mg/kg	0.1	60	-	-	-	-	-	-	-	-	-
PCB	PCB-110	mg/kg	-	-	-	-	-	-	-	-	-	-	-
	PCB-128	mg/kg	-	-	-	-	-	-	-	-	-	-	-
	PCB-141	mg/kg	-	-	-	-	-	-	-	-	-	-	-
	PCB-149	mg/kg	-	-	-	-	-	-	-	-	-	-	-
	PCB-151	mg/kg	-	-	-	-	-	-	-	-	-	-	-
	PCB-158	mg/kg	-	-	-	-	-	-	-	-	-	-	-
	PCB-170	mg/kg	-	-	-	-	-	-	-	-	-	-	-
	PCB-18	mg/kg	-	-	-	-	-	-	-	-	-	-	-
	PCB-183	mg/kg	-	-	-	-	-	-	-	-	-	-	-
	PCB-187	mg/kg	-	-	-	-	-	-	-	-	-	-	-
	PCB-194	mg/kg	-	-	-	-	-	-	-	-	-	-	-
	PCB-31	mg/kg	-	-	-	-	-	-	-	-	-	-	-
	PCB-44	mg/kg	-	-	-	-	-	-	-	-	-	-	-
	PCB-49	mg/kg	-	-	-	-	-	-	-	-	-	-	-
	2,2,4-tetrachloro-1,1-Biphenyl	mg/kg	-	-	-	-	-	-	-	-	-	-	-
	2,3,4,4-tetrachloro-1,1-Biphenyl	mg/kg	-	-	-	-	-	-	-	-	-	-	-
	Heptachlorobiphenyl, 2,3,3,4,4,5,5- (PCB 189)	mg/kg	0.003	-	-	-	-	-	-	-	<0.005	<0.005	
	Hexachlorobiphenyl, 2,3,3,4,4,5- (PCB 156)	mg/kg	0.003	-	-	-	-	-	-	-	<0.005	<0.005	
	Hexachlorobiphenyl, 2,3,3,4,4,5- (PCB 157)	mg/kg	0.003	-	-	-	-	-	-	-	<0.005	<0.005	
	Hexachlorobiphenyl, 2,3,4,4,5,5- (PCB 167)	mg/kg	0.003	-	-	-	-	-	-	-	<0.005	<0.005	
	Hexachlorobiphenyl, 3,3,4,4,5,5- (PCB 169)	mg/kg	0.003	-	-	-	-	-	-	-	<0.005	<0.005	
	PCB 101	mg/kg	0.003	-	-	-	-	-	-	-	<0.005	<0.005	
	PCB 118	mg/kg	0.003	-	-	-	-	-	-	-	<0.005	<0.005	
	PCB 138	mg/kg	0.003	-	-	-	-	-	-	-	<0.005	<0.005	
	PCB 153	mg/kg	0.003	-	-	-	-	-	-	-	<0.005	<0.005	
	PCB 180	mg/kg	0.003	-	-	-	-	-	-	-	<0.005	<0.005	
	PCB 26	mg/kg	0.003	-	-	-	-	-	-	-	<0.005	<0.005	
	PCB 52	mg/kg	0.003	-	-	-	-	-	-	-	<0.005	<0.005	
	Pentachlorobiphenyl, 2,3,3,4,4- (PCB 105)	mg/kg	0.003	-	-	-	-	-	-	-	<0.005	<0.005	
	Pentachlorobiphenyl, 2,3,3,4,4,5- (PCB 114)	mg/kg	0.003	-	-	-	-	-	-	-	<0.005	<0.005	
	Pentachlorobiphenyl, 2,3,4,4,5- (PCB 123)	mg/kg	0.003	-	-	-	-	-	-	-	<0.005	<0.005	
	Pentachlorobiphenyl, 3,3,4,4,5- (PCB 126)	mg/kg	0.003	-	-	-	-	-	-	-	<0.005	<0.005	
	Tetrachlorobiphenyl, 3,3,4,4- (PCB 77)	mg/kg	0.003	-	-	-	-	-	-	-	<0.005	<0.005	
	Tetrachlorobiphenyl, 3,4,4,5- (PCB 81)	mg/kg	0.003	-	-	-	-	-	-	-	<0.005	<0.005	
	Total PCB 7 congeners	mg/kg	0.021	-	-	-	-	-	-	-	-	-	
	Total PCB WHO 12	mg/kg	0.036	-	-	-	-	-	-	-	-	-	

		Field ID	BH08004-X-19.00-ES-190912	BH08008-X-0.05-ES-191009	BH08008-X-0.70-ES-191009	BH08008-X-1.60-ES-191012	BH08008-X-14.60-ES-191013	BH08008-X-19.50-ES-191016	BH08008-X-5.10-ES-191012	BH08010-X-0.05-ES-191205	BH08010-X-1.00-ES-191205
		Location Code	BH08004	BH08008	BH08008	BH08008	BH08008	BH08008	BH08008	BH08010	BH08010
		Sample Depth Range	19	0.05	0.7	1.6	14.6	19.5	5.1	0.05	1
		Sample Date	16/09/2019	09/10/2019	09/10/2019	12/09/2019	13/09/2019	16/09/2019	12/09/2019	05/12/2019	05/12/2019
		Matrix Description	LQM S4UL Public Open Space (POS) Residential - 1% SOM								
		C4SL Public Open Space (POS) Residential									
Chem Group	ChemName	output unit	EQL								
Phenolics	Xenonols	mg/kg	0.015	<0.015	<0.015	<0.015	<0.015	<0.015	<0.015	0.0441	-
	Phenol Index	mg/kg	0.5	-	-	-	-	-	-	-	<0.5
	3-84-methylphenol	mg/kg	0.1	-	-	-	-	-	-	-	<0.5
	Cresol Total	mg/kg	0.01	<0.01	<0.01	<0.01	<0.01	<0.01	<0.01	<0.01	-
Phenols	Phenol	mg/kg	0.01	<0.01	<0.01	<0.01	<0.01	<0.01	<0.01	<0.01	-
	Phenols Monohydric	mg/kg	0.035	<0.035	<0.035	<0.035	<0.035	<0.035	<0.035	<0.035	-
	Dibutyltin	mg/kg	-	-	-	-	-	-	-	-	-
	Monophenyltin	mg/kg	-	-	-	-	-	-	-	-	-
Organotins	Diphenyltin	mg/kg	-	-	-	-	-	-	-	-	-
	Monobutyltin	mg/kg	-	-	-	-	-	-	-	-	-
	Tetrabutyltin	mg/kg	-	-	-	-	-	-	-	-	-
	Tributyltin	mg/kg	0.001	-	-	-	-	-	-	-	<0.005
	Triphenyltin	mg/kg	-	-	-	-	-	-	-	-	<0.005
	Ethion	mg/kg	0.002	-	-	-	-	-	-	-	-
	Hepatachlor epoxide	mg/kg	0.002	-	-	-	-	-	-	-	-
Pesticides	Methachlorpos	mg/kg	0.002	-	-	-	-	-	-	-	-
	Propetamphos	mg/kg	0.002	-	-	-	-	-	-	-	-
	Simetryn	mg/kg	0.05	-	-	-	-	-	-	-	-
	Sodium Acifluorfen	mg/kg	-	-	-	-	-	-	-	-	-
	Tosazone	mg/kg	0.003	-	-	-	-	-	-	-	-
	2,4,5-TP (Silvex)	mg/kg	-	-	-	-	-	-	-	-	-
	Hedonal	mg/kg	-	-	-	-	-	-	-	-	-
	2,4-DDT	mg/kg	0.003	-	-	-	-	-	-	-	-
	2,4-Dichloroprop	mg/kg	-	-	-	-	-	-	-	-	-
	4-(2,4-Dichlorophenoxy)butyric Acid (2,4-DB)	mg/kg	-	-	-	-	-	-	-	-	-
	4,4-DDE	mg/kg	0.005	-	-	-	-	-	-	-	-
	4-Chlorophenoxy acetic acid	mg/kg	-	-	-	-	-	-	-	-	-
	a-BHC	mg/kg	0.002	24	-	-	-	-	-	-	-
	Aldrin	mg/kg	0.002	18	-	-	-	-	-	-	-
	Ametryn	mg/kg	0.05	-	-	-	-	-	-	-	-
	Acetyl (hexnill)	mg/kg	-	-	-	-	-	-	-	-	-
	Atraton	mg/kg	0.05	-	-	-	-	-	-	-	-
	Atrazine	mg/kg	0.05	1200	-	-	-	-	-	-	-
	Azinophos methyl	mg/kg	0.005	-	-	-	-	-	-	-	-
	b-BHC	mg/kg	0.002	8.1	-	-	-	-	-	-	-
	Bentazone	mg/kg	0.1	-	-	-	-	-	-	-	-
	Bromoxnill	mg/kg	-	-	-	-	-	-	-	-	-
	Carbofenthothion	mg/kg	0.003	-	-	-	-	-	-	-	-
	chloridane	mg/kg	0.002	-	-	-	-	-	-	-	-
	Chlordane (cis)	mg/kg	0.002	-	-	-	-	-	-	-	-
	Azinphos Ethyl	mg/kg	0.005	-	-	-	-	-	-	-	-
	Chlordane (trans)	mg/kg	0.05	-	-	-	-	-	-	-	-
	Chlorfenvinphos	mg/kg	0.003	-	-	-	-	-	-	-	-
	Chlorotoluron	mg/kg	-	-	-	-	-	-	-	-	-
	Chlorovifos	mg/kg	0.002	-	-	-	-	-	-	-	-
	Chlorpyrifos-methyl	mg/kg	0.002	-	-	-	-	-	-	-	-
	Cyanazine	mg/kg	-	-	-	-	-	-	-	-	-
d-BHC	mg/kg	0.002	-	-	-	-	-	-	-	-	
DDD	mg/kg	0.005	-	-	-	-	-	-	-	-	
DDT	mg/kg	0.005	-	-	-	-	-	-	-	-	
Chlorothalonil	mg/kg	0.002	-	-	-	-	-	-	-	-	
Diazinon	mg/kg	0.001	-	-	-	-	-	-	-	-	
Dicamba	mg/kg	-	-	-	-	-	-	-	-	-	
Dichlobenil	mg/kg	0.001	-	-	-	-	-	-	-	-	
cis-Permethrin	mg/kg	0.003	-	-	-	-	-	-	-	-	
Dichlorvos	mg/kg	0.002	16	-	-	-	-	-	-	-	
Diclofop	mg/kg	-	-	-	-	-	-	-	-	-	
Dieldrin	mg/kg	0.005	18	-	-	-	-	-	-	-	
Dimethoate	mg/kg	0.003	-	-	-	-	-	-	-	-	
Dinoseb	mg/kg	-	-	-	-	-	-	-	-	-	
Diuron	mg/kg	-	-	-	-	-	-	-	-	-	
Endosulfan I	mg/kg	0.001	1200	-	-	-	-	-	-	-	
Endosulfan II	mg/kg	0.01	-	-	-	-	-	-	-	-	
Endosulfan sulphate	mg/kg	0.005	-	-	-	-	-	-	-	-	
Endrin	mg/kg	0.003	-	-	-	-	-	-	-	-	
Endrin ketone	mg/kg	0.03	-	-	-	-	-	-	-	-	
Ethion	mg/kg	0.003	-	-	-	-	-	-	-	-	
Fenitrothion	mg/kg	0.005	-	-	-	-	-	-	-	-	
Fenitrothion	mg/kg	0.01	-	-	-	-	-	-	-	-	
Fluroxypyr	mg/kg	0.1	-	-	-	-	-	-	-	-	

		Field ID	BH08004-X-19.00-ES-190912	BH08008-X-0.05-ES-191009	BH08009-X-0.70-ES-191009	BH08008-X-1.60-ES-191012	BH08008-X-14.80-ES-191013	BH08008-X-19.50-ES-191016	BH08008-X-5.10-ES-191012	BH08010-X-0.05-ES-191205	BH08010-X-1.00-ES-191205	
		Location Code	BH08004	BH08008	BH08009	BH08008	BH08008	BH08008	BH08008	BH08010	BH08010	
		Sample Depth Range	19	0.05	0.7	1.6	14.6	19.5	19.5	5.1	1	
		Sample Date	16/09/2019	09/10/2019	09/10/2019	12/09/2019	13/09/2019	16/09/2019	12/09/2019	05/12/2019	05/12/2019	
		Matrix Description	LQM S4UL Public Open Space (POS) Residential - 1% SOM									
		C4SL Public Open Space (POS) Residential										
Chem Group	ChemName	output unit	EQL									
	o-BHC (Lindane)	mg/kg	0.001									
	Heptachlor	mg/kg	0.003									
	Isodrin	mg/kg	0.002									
	Isoproturon	mg/kg	-									
	Linuron	mg/kg	-									
	Malathion	mg/kg	0.002									
	2-Methyl-4-chlorophenoxyacetic acid	mg/kg	-									
	2-Methyl-4-Chlorophenoxy Butanoic Acid	mg/kg	-									
	Mecoprop	mg/kg	-									
	Methoxychlor	mg/kg	0.005									
	Methyl carathion	mg/kg	0.01									
	Mevinphos (Phosdrin)	mg/kg	0.002									
	o,p-DDD	mg/kg	0.005									
	o,p'-DDE	mg/kg	0.002									
	o,p'-Methoxychlor	mg/kg	0.05									
	Parathion	mg/kg	0.005									
	Pendimethalin	mg/kg	0.01									
	Permethrin	mg/kg	0.05									
	Permethrin II	mg/kg	0.003									
	Phorate	mg/kg	0.01									
	Priniphos-methyl	mg/kg	0.002									
	Priniphos-ethyl	mg/kg	0.002									
	Prometon	mg/kg	0.05									
	Prometryn	mg/kg	0.05									
	Pronamide	mg/kg	0.002									
	Propazine	mg/kg	0.05									
	Propiconazole	mg/kg	-									
	Propoxycarbazono-sodium	mg/kg	-									
	Simazine	mg/kg	0.05									
	Terbutryn	mg/kg	0.05									
	Terbutylazine	mg/kg	0.05									
	Phosalone	mg/kg	0.005									
	Phosphamidon	mg/kg	0.005									
	Triadimefon	mg/kg	0.002									
	Triallate	mg/kg	0.002									
	Triclopyr	mg/kg	0.1									
	Triclosan	mg/kg	-									
	Trifluralin	mg/kg	0.01									
	Tebuconazole	mg/kg	-									
	Telodrin	mg/kg	0.05									
	Triazophos	mg/kg	0.003									
SVOC TIC	SVOC TICs - Detect	Detect	-									
	Anthraquinone 9,10-	mg/kg	-									
	SVOC Tentatively Identified Compounds	mg/kg	0.1									
	Aniline	mg/kg	0.3									
VOC TIC	VOC TICs - Detect	Detect	-									
	VOC Tentatively Identified Compounds	mg/kg	0.05									
	Freon 113	mg/kg	0.005									
Other	Temperature	°C	18.6	15	15.7	19.5	18.1	18.1	19.5	-	-	
	Conductivity @ 20°C	µS/cm	14	485 - 493	795 - 814	288 - 296	2320 - 3060	638 - 682	536 - 546	1880 - 2410	-	
	% Stones >4mm	%	-	-	-	-	-	-	-	0	0	
	Fraction of non-crushable material	%	-	-	-	-	-	-	-	0	0	
	Moisture Content (dried @35°C)	%	22	18	18	25	10	22	30	-	-	
	Moisture Content 105°C	%	0.1	-	-	-	-	-	-	26.2	26.1	
	pH (Lab)	Units	7.93 - 8.88	8.01 - 8.52	8.45 - 8.62	7.7 - 7.89	7.97 - 8.47	8.3 - 8.67	8.29 - 9.16	8.2	8.5	
	Stone Content	%	0.1	-	-	-	-	-	-	0	0	
	Total Organic Carbon	%	0.02	<0.2	1.74	0.575	0.618	<0.2	<0.2	0.809	2.54	

**Env Stds Comments**  
 #1:GAC is only presented as speciated chromium. 7.7mg/kg is used for hexavalent. If hexavalent chromium (CVI) data is available, a value of 1,500mg/kg r  
 #2:C4SL for lead adopted  
 #3:GAC only presented as speciated mercury. 16mg/kg is used for elemental mercury. If the CSM indicates that elemental mercury is not a CoC and mercury  
 #4:Updated S4UL for nickel  
 #5:S4UL exceeds solubility saturation limit  
 #6:Criteria derived for Al<sup>3</sup>-C16-C35 split between Al<sup>3</sup>-C16-21 & Al<sup>3</sup>-C21-35. Requires summation of fractions to use Al<sup>3</sup>-C16-C35 criteria.  
 #7:Criteria presented is for p-xylene. A separate value is presented for o-xylene.  
 #8:S4UL based on a threshold protective of direct skin contact with phenol

Legend	
38.2	Results exceeds GAC.
<50	Results MDL is greater than GAC.
NAD	No asbestos detected.
-	Determinand has not been tested for.

**Notes**  
 A range is given where a determinand has been analysed for by more than one method.



Chem Group	ChemName	output unit	EQL	Field ID	BH08010-X-17-50-ES-191210	BH08010-X-19-50-ES-191211	BH08011-X-0-10-ES-191203	BH08011-X-0-60-ES-191203	BH08011-X-2-00-ES-191204	BH08013-X-0-10-ES-190916	BH08013-X-0-60-ES-190916	BH08013-X-1-20-ES-190916	BH08013-X-1-80-ES-190916	
				Location Code	BH08010	BH08010	BH08011	BH08011	BH08011	BH08013	BH08013	BH08013	BH08013	BH08013
				Sample Depth Range	17.5	19.5	0.1	0.6	2	0.1	0.6	1.2	1.8	
				Sampled Date	10/12/2019	11/12/2019	03/12/2019	03/12/2019	04/12/2019	16/09/2019	16/09/2019	16/09/2019	16/09/2019	
				Matrix Description	LQM S4UL Public Open Space (POS) Residential - 1% SOM									
				C4SL Public Open Space (POS) Residential										
TPH	>C6-C8	mg/kg	0.02	-	-	-	-	-	-	-	-	-	-	
	>C6-C7	mg/kg	0.02	-	-	-	-	-	-	-	-	-	-	
	>C7-C8	mg/kg	0.02	-	-	-	-	-	-	-	-	-	-	
	>C6-C9	mg/kg	0.2	-	-	-	-	-	-	-	-	-	-	
	>C8-C10	mg/kg	0.02	<0.2	<0.2	<0.2	<0.2	<0.2	<0.2	-	-	-	-	
	>C10-C12	mg/kg	0.02	<2	<2	<2	<2	<2	<2	-	-	-	-	
	>C12-C16	mg/kg	2	<2	<2	<2	<2	<2	<2	-	-	-	-	
	>C16-C21	mg/kg	2	2.93	<2	4.05	<2	3.03	<2	-	-	-	-	
	>C21-C28	mg/kg	35	-	-	-	-	-	-	-	-	-	-	
	>C21-C35	mg/kg	4.38	12.6	<4.38	34.3	14.2	8.23	-	-	-	-	-	
	>C28-C35	mg/kg	35	14.3	-	-	-	-	-	-	-	-	-	
	>C31-C40	mg/kg	10	14.3	<10	40.3	14.2	<10	-	-	-	-	-	
	>C35-C40	mg/kg	35	-	-	-	-	-	-	-	-	-	-	
	GRO >C5-10	mg/kg	0.02	-	-	-	-	-	-	-	-	-	-	
	TPH >C8-C40	mg/kg	10	20	<10.2	<45.2	<17.8	<10.2	-	-	-	-	-	
	EPH >C5-40	mg/kg	35	-	-	-	-	-	-	-	-	-	-	
	EPH >C10-40	mg/kg	35	-	-	-	-	-	-	-	-	-	-	
	GRO	mg/kg	0.2	-	-	-	-	-	-	-	-	-	-	
	GRO >C5-12	mg/kg	0.1	-	-	-	-	-	-	-	-	-	-	
	TPH by GC/ED (AR)	mg/kg	10	19.1	<10	44.8	17.6	<10	-	<0.1	<0.1	<0.1	<0.1	
	BTEX and MTBE	Benzene	mg/kg	0.001	140	72	-	-	-	-	<0.09	<0.009	<0.009	<0.009
Toluene		mg/kg	0.005	56000	-	-	-	-	-	<0.07	<0.007	<0.007	<0.007	
Ethylbenzene		mg/kg	0.002	24000	-	-	-	-	-	<0.04	<0.004	<0.004	<0.004	
Xylene (m & o)		mg/kg	0.004	41000	-	-	-	-	-	<0.1	<0.01	<0.01	<0.01	
Xylene (o)		mg/kg	0.002	41000	-	-	-	-	-	<0.1	<0.01	<0.01	<0.01	
Xylene Total		mg/kg	0.02	-	-	-	-	-	-	<0.2	<0.02	<0.02	<0.02	
MTBE		mg/kg	0.001	-	-	-	-	-	-	<0.1	<0.01	<0.01	<0.01	
Total BTEX		mg/kg	0.04	-	-	-	-	-	-	<0.4	<0.04	<0.04	<0.04	
VOC		Styrene	mg/kg	0.001	-	-	-	-	-	-	-	-	-	-
		cis-1,3-dichloroethene	mg/kg	0.001	-	-	-	-	-	-	-	-	-	-
	trans-1,3-dichloroethene	mg/kg	0.001	-	-	-	-	-	-	-	-	-	-	
	1,1,1,2-tetrachloroethane	mg/kg	0.001	1400	-	-	-	-	-	-	-	-	-	
	1,1,1-trichloroethane	mg/kg	0.001	140000	-	-	-	-	-	-	-	-	-	
	1,1,2,2-tetrachloroethane	mg/kg	0.001	1400	-	-	-	-	-	-	-	-	-	
	1,1,2-dichloroethane	mg/kg	0.001	-	-	-	-	-	-	-	-	-	-	
	1,1-dichloroethane	mg/kg	0.001	-	-	-	-	-	-	-	-	-	-	
	1,1-dichloroethene	mg/kg	0.001	-	-	-	-	-	-	-	-	-	-	
	1,1-dichloroethene	mg/kg	0.001	-	-	-	-	-	-	-	-	-	-	
	1,2-3-trichloroethene	mg/kg	0.001	-	-	-	-	-	-	-	-	-	-	
	1,2,4-trimethylbenzene	mg/kg	0.001	-	-	-	-	-	-	-	-	-	-	
	1,2-dibromo-3-chloropropane	mg/kg	0.001	-	-	-	-	-	-	-	-	-	-	
	1,2-dibromoethane	mg/kg	0.001	-	-	-	-	-	-	-	-	-	-	
	1,2-dichloroethane	mg/kg	0.001	29	-	-	-	-	-	-	-	-	-	
	1,2-dichloroethene	mg/kg	0.001	-	-	-	-	-	-	-	-	-	-	
	1,3,5-trimethylbenzene	mg/kg	0.001	-	-	-	-	-	-	-	-	-	-	
	1,3-dichloropropane	mg/kg	0.001	-	-	-	-	-	-	-	-	-	-	
	2,2-dichloropropane	mg/kg	0.001	-	-	-	-	-	-	-	-	-	-	
	2-chlorotoluene	mg/kg	0.001	-	-	-	-	-	-	-	-	-	-	
	4-chlorotoluene	mg/kg	0.001	-	-	-	-	-	-	-	-	-	-	
	Bromobenzene	mg/kg	0.001	-	-	-	-	-	-	-	-	-	-	
	Bromochloromethane	mg/kg	0.001	-	-	-	-	-	-	-	-	-	-	
	Bromodichloromethane	mg/kg	0.001	-	-	-	-	-	-	-	-	-	-	
	Bromoform	mg/kg	0.001	-	-	-	-	-	-	-	-	-	-	
	Bromomethane	mg/kg	0.001	-	-	-	-	-	-	-	-	-	-	
	Carbon disulfide	mg/kg	0.007	11000	-	-	-	-	-	-	-	-	-	
	Carbon tetrachloride	mg/kg	0.001	890	-	-	-	-	-	-	-	-	-	
	Chlorobromomethane	mg/kg	0.001	-	-	-	-	-	-	-	-	-	-	
	Chloroethane	mg/kg	0.002	-	-	-	-	-	-	-	-	-	-	
	Chloroform	mg/kg	0.001	2500	-	-	-	-	-	-	-	-	-	
	Chloromethane	mg/kg	0.003	-	-	-	-	-	-	-	-	-	-	
	cis-1,2-dichloroethene	mg/kg	0.005	-	-	-	-	-	-	-	-	-	-	
	Dibromomethane	mg/kg	0.001	-	-	-	-	-	-	-	-	-	-	
	Dichlorodifluoromethane	mg/kg	0.001	-	-	-	-	-	-	-	-	-	-	
	Dichloromethane	mg/kg	0.01	-	-	-	-	-	-	-	-	-	-	
	Isopropylbenzene	mg/kg	0.001	-	-	-	-	-	-	-	-	-	-	
	n-butylbenzene	mg/kg	0.001	-	-	-	-	-	-	-	-	-	-	
	n-propylbenzene	mg/kg	0.001	-	-	-	-	-	-	-	-	-	-	
	p-isocrotyltoluene	mg/kg	0.001	-	-	-	-	-	-	-	-	-	-	
sec-butylbenzene	mg/kg	0.001	-	-	-	-	-	-	-	-	-	-		
Trichloroethene	mg/kg	0.001	120	-	-	-	-	-	-	-	-	-		
tert-butylbenzene	mg/kg	0.001	-	-	-	-	-	-	-	-	-	-		
Tetrachloroethene	mg/kg	0.003	1400	-	-	-	-	-	-	-	-	-		
trans-1,2-dichloroethene	mg/kg	0.001	-	-	-	-	-	-	-	-	-	-		
Trichlorofluoromethane	mg/kg	0.001	-	-	-	-	-	-	-	-	-	-		
Vinyl chloride	mg/kg	0.001	3.5	-	-	-	-	-	-	-	-	-		
tert-Amyl methyl ether	mg/kg	0.01	-	-	-	-	-	-	-	-	-	-		
VOC/SVOC	1,2,3-trichlorobenzene	mg/kg	0.001	-	-	-	-	-	-	-	-	-	-	
	1,2,4-trichlorobenzene	mg/kg	0.003	-	-	-	-	-	-	-	-	-	-	
	1,2-dichlorobenzene	mg/kg	0.001	-	-	-	-	-	-	-	-	-	-	
	1,3,5-Trichlorobenzene	mg/kg	0.001	-	-	-	-	-	-	-	-	-	-	
	1,3-dichlorobenzene	mg/kg	0.001	-	-	-	-	-	-	-	-	-	-	
	1,4-dichlorobenzene	mg/kg	0.001	-	-	-	-	-	-	-	-	-	-	
	Chlorobenzene	mg/kg	0.001	11000	-	-	-	-	-	-	-	-	-	
Hexachlorobutadiene	mg/kg	0.002	25	-	-	-	-	-	-	-	-	-		

Chem Group	ChemName	output unit	EQL	Matrix Description									
				LQM S4UL Public Open Space (POS) Residential - 1% SOM									
				Field ID	Location Code	Sample Depth	Range	Sampled Date	Matrix Description	Field ID	Location Code	Sample Depth	Range
				BH08010-X-17.50-ES-191210	BH08010-X-19.50-ES-191211	BH08011-X-0.10-ES-191203	BH08011-X-0.60-ES-191203	BH08011-X-2.00-ES-191204	BH08013-X-0.10-ES-190916	BH08013-X-0.60-ES-190916	BH08013-X-1.20-ES-190916	BH08013-X-1.80-ES-190916	
				BH08010	BH08010	BH08011	BH08011	BH08011	BH08013	BH08013	BH08013	BH08013	
				17.5	19.5	0.1	0.6	2	0.1	0.6	1.2	1.8	
				10/12/2019	11/12/2019	03/12/2019	03/12/2019	04/12/2019	16/09/2019	16/09/2019	16/09/2019	16/09/2019	
				C4SL Public Open Space (POS) Residential	LQM S4UL Public Open Space (POS) Residential - 1% SOM								
SVOC	Benzyl alcohol	mg/kg	0.5	-	-	-	-	-	-	-	-	-	
	Diphenyl ether	mg/kg	0.1	-	-	-	-	-	-	-	-	-	
	4-bromophenyl phenyl ether	mg/kg	0.1	-	-	-	-	-	-	-	-	-	
	4-nitroaniline	mg/kg	0.1	-	-	-	-	-	-	-	-	-	
	4-nitrophenol	mg/kg	0.1	-	-	-	-	-	-	-	-	-	
	1,1-Biohexyl	mg/kg	0.1	-	-	-	-	-	-	-	-	-	
	1,2,3,4-tetrachlorobenzene	mg/kg	0.001	830	-	-	-	-	-	-	-	-	
	1-Methylnaphthalene	mg/kg	0.1	-	-	-	-	-	-	-	-	-	
	2,4,5-trichlorophenol	mg/kg	0.1	-	-	-	-	-	-	-	-	-	
	2,4,6-trichlorophenol	mg/kg	0.1	-	-	-	-	-	-	-	-	-	
	2,4-dichlorophenol	mg/kg	0.1	-	-	-	-	-	-	-	-	-	
	2,4-dimethylphenol	mg/kg	0.1	-	-	-	-	-	-	-	-	-	
	2,4-dinitrophenol	mg/kg	0.5	-	-	-	-	-	-	-	-	-	
	2,4-dinitrotoluene	mg/kg	0.1	-	-	-	-	-	-	-	-	-	
	2,6-dinitrotoluene	mg/kg	0.1	-	-	-	-	-	-	-	-	-	
	2-chloronaphthalene	mg/kg	0.1	-	-	-	-	-	-	-	-	-	
	2-chlorophenol	mg/kg	0.1	-	-	-	-	-	-	-	-	-	
	2-methylnaphthalene	mg/kg	0.1	-	-	-	-	-	-	-	-	-	
	2-methylphenol	mg/kg	0.1	-	-	-	-	-	-	-	-	-	
	2-nitroaniline	mg/kg	0.1	-	-	-	-	-	-	-	-	-	
	2-nitrophenol	mg/kg	0.1	-	-	-	-	-	-	-	-	-	
	3-nitroaniline	mg/kg	0.1	-	-	-	-	-	-	-	-	-	
	4,6-Dinitro-2-methylphenol	mg/kg	0.2	-	-	-	-	-	-	-	-	-	
	4-chloro-3-methylphenol	mg/kg	0.1	-	-	-	-	-	-	-	-	-	
	4-chloroaniline	mg/kg	0.1	-	-	-	-	-	-	-	-	-	
	4-chlorophenol	mg/kg	0.5	620	-	-	-	-	-	-	-	-	
	4-chlorophenyl phenyl ether	mg/kg	0.1	-	-	-	-	-	-	-	-	-	
	4-methylphenol	mg/kg	0.1	-	-	-	-	-	-	-	-	-	
	Azobenzene	mg/kg	0.1	-	-	-	-	-	-	-	-	-	
	Benzoic Acid	mg/kg	0.5	-	-	-	-	-	-	-	-	-	
	Bis(2-chloroethoxy) methane	mg/kg	0.1	-	-	-	-	-	-	-	-	-	
	Bis(2-chloroethyl) ether	mg/kg	0.1	-	-	-	-	-	-	-	-	-	
	Bis(2-chloroisopropyl) ether	mg/kg	0.1	-	-	-	-	-	-	-	-	-	
	Bis(2-ethylhexyl) phthalate	mg/kg	0.1	-	-	-	-	-	-	-	-	-	
	Butyl benzyl phthalate	mg/kg	0.1	-	-	-	-	-	-	-	-	-	
	Carbazole	mg/kg	0.1	-	-	-	-	-	-	-	-	-	
	Dibenzofuran	mg/kg	0.1	-	-	-	-	-	-	-	-	-	
	Diethylphthalate	mg/kg	0.1	-	-	-	-	-	-	-	-	-	
	Dimethyl phthalate	mg/kg	0.1	-	-	-	-	-	-	-	-	-	
	Di-n-butyl phthalate	mg/kg	0.1	-	-	-	-	-	-	-	-	-	
	Di-n-octyl phthalate	mg/kg	0.1	-	-	-	-	-	-	-	-	-	
	Hexachlorobenzene	mg/kg	0.002	16	-	-	-	-	-	-	-	-	
	Hexachlorocyclopentadiene	mg/kg	0.1	-	-	-	-	-	-	-	-	-	
	Hexachloroethane	mg/kg	0.1	-	-	-	-	-	-	-	-	-	
	Isophorone	mg/kg	0.1	-	-	-	-	-	-	-	-	-	
	Nitrobenzene	mg/kg	0.1	-	-	-	-	-	-	-	-	-	
	N-nitrosodipropylamine	mg/kg	0.1	-	-	-	-	-	-	-	-	-	
	n-Nitrosodiphenylamine	mg/kg	0.1	-	-	-	-	-	-	-	-	-	
	Pentachlorobenzene	mg/kg	0.001	100	-	-	-	-	-	-	-	-	
	Pentachloronitrobenzene	mg/kg	0.05	-	-	-	-	-	-	-	-	-	
	Pentachlorophenol	mg/kg	0.1	60	-	-	-	-	-	-	-	-	
PCB	PCB-110	mg/kg	-	-	-	-	-	-	-	-	-	-	
	PCB-128	mg/kg	-	-	-	-	-	-	-	-	-	-	
	PCB-141	mg/kg	-	-	-	-	-	-	-	-	-	-	
	PCB-149	mg/kg	-	-	-	-	-	-	-	-	-	-	
	PCB-151	mg/kg	-	-	-	-	-	-	-	-	-	-	
	PCB-158	mg/kg	-	-	-	-	-	-	-	-	-	-	
	PCB-170	mg/kg	-	-	-	-	-	-	-	-	-	-	
	PCB-18	mg/kg	-	-	-	-	-	-	-	-	-	-	
	PCB-183	mg/kg	-	-	-	-	-	-	-	-	-	-	
	PCB-187	mg/kg	-	-	-	-	-	-	-	-	-	-	
	PCB-194	mg/kg	-	-	-	-	-	-	-	-	-	-	
	PCB-31	mg/kg	-	-	-	-	-	-	-	-	-	-	
	PCB-44	mg/kg	-	-	-	-	-	-	-	-	-	-	
	PCB-49	mg/kg	-	-	-	-	-	-	-	-	-	-	
	2,2,4-tetrachloro-1,1-Biphenyl	mg/kg	-	-	-	-	-	-	-	-	-	-	
	2,3,4,4-tetrachloro-1,1-Biphenyl	mg/kg	-	-	-	-	-	-	-	-	-	-	
	Heptachlorobiphenyl, 2,3,3,4,4,5,5- (PCB 189)	mg/kg	0.003	-	-	-	-	<0.005	-	-	-	-	
	Hexachlorobiphenyl, 2,3,3,4,4,5- (PCB 156)	mg/kg	0.003	-	-	-	-	<0.005	-	-	-	-	
	Hexachlorobiphenyl, 2,3,3,4,4,5- (PCB 157)	mg/kg	0.003	-	-	-	-	<0.005	-	-	-	-	
	Hexachlorobiphenyl, 2,3,4,4,5,5- (PCB 167)	mg/kg	0.003	-	-	-	-	<0.005	-	-	-	-	
	Hexachlorobiphenyl, 3,3,4,4,5,5- (PCB 169)	mg/kg	0.003	-	-	-	-	<0.005	-	-	-	-	
	PCB 101	mg/kg	0.003	-	-	-	-	<0.005	-	-	-	-	
	PCB 118	mg/kg	0.003	-	-	-	-	<0.005	-	-	-	-	
	PCB 138	mg/kg	0.003	-	-	-	-	<0.005	-	-	-	-	
	PCB 153	mg/kg	0.003	-	-	-	-	<0.005	-	-	-	-	
	PCB 160	mg/kg	0.003	-	-	-	-	<0.005	-	-	-	-	
	PCB 26	mg/kg	0.003	-	-	-	-	<0.005	-	-	-	-	
	PCB 52	mg/kg	0.003	-	-	-	-	<0.005	-	-	-	-	
	Pentachlorobiphenyl, 2,3,3,4,4- (PCB 105)	mg/kg	0.003	-	-	-	-	<0.005	-	-	-	-	
	Pentachlorobiphenyl, 2,3,3,4,4,5- (PCB 114)	mg/kg	0.003	-	-	-	-	<0.005	-	-	-	-	
	Pentachlorobiphenyl, 2,3,4,4,5- (PCB 123)	mg/kg	0.003	-	-	-	-	<0.005	-	-	-	-	
	Pentachlorobiphenyl, 3,3,4,4,5- (PCB 126)	mg/kg	0.003	-	-	-	-	<0.005	-	-	-	-	
	Tetrachlorobiphenyl, 3,3,4,4- (PCB 77)	mg/kg	0.003	-	-	-	-	<0.005	-	-	-	-	
	Tetrachlorobiphenyl, 3,4,4,5- (PCB 81)	mg/kg	0.003	-	-	-	-	<0.005	-	-	-	-	
	Total PCB 7 congeners	mg/kg	0.021	-	-	-	-	-	-	-	-	-	
	Total PCB WHO 12	mg/kg	0.036	-	-	-	-	-	-	-	-	-	





		Field ID	BH08010-X-17.50-ES-191210	BH08010-X-19.50-ES-191211	BH08011-X-0.10-ES-191203	BH08011-X-0.60-ES-191203	BH08011-X-2.00-ES-191204	BH08013-X-0.10-ES-190916	BH08013-X-0.60-ES-190916	BH08013-X-1.20-ES-190916	BH08013-X-1.80-ES-190916	
		Location Code	BH08010	BH08010	BH08011	BH08011	BH08011	BH08013	BH08013	BH08013	BH08013	
		Sample Depth Range	17.5	19.5	0.1	0.6	2	0.1	0.6	1.2	1.8	
		Sampled Date Time	10/12/2019	11/12/2019	03/12/2019	03/12/2019	04/12/2019	16/09/2019	16/09/2019	16/09/2019	16/09/2019	
		Matrix Description	LQM S4UL Public Open Space (POS) Residential - 1% SOM									
		C4SL Public Open Space (POS) Residential										
Chem Group	ChemName	output unit	EQL									
	o-BHC (Lindane)	mg/kg	0.001									
	Heptachlor	mg/kg	0.003									
	Isodrin	mg/kg	0.002									
	Isoproturon	mg/kg	-									
	Linuron	mg/kg	-									
	Malathion	mg/kg	0.002									
	2-Methyl-4-chlorophenoxyacetic acid	mg/kg	-									
	2-Methyl-4-Chlorophenoxy Butanoic Acid	mg/kg	-									
	Mecoprop	mg/kg	-									
	Methoxychlor	mg/kg	0.005									
	Methyl parathion	mg/kg	0.01									
	Mevinphos (Phosdrin)	mg/kg	0.002									
	o,p-DDD	mg/kg	0.005									
	o,p'-DDE	mg/kg	0.002									
	o,p'-Methoxychlor	mg/kg	0.05									
	Parathion	mg/kg	0.005									
	Pendimethalin	mg/kg	0.01									
	Permethrin	mg/kg	0.05									
	Permethrin II	mg/kg	0.003									
	Phorate	mg/kg	0.01									
	Priniphos-methyl	mg/kg	0.002									
	Priniphos-ethyl	mg/kg	0.002									
	Prometon	mg/kg	0.05									
	Prometryn	mg/kg	0.05									
	Pronamide	mg/kg	0.002									
	Propazine	mg/kg	0.05									
	Propiconazole	mg/kg	-									
	Propoxycarbazono-sodium	mg/kg	-									
	Simazine	mg/kg	0.05									
	Terbutryn	mg/kg	0.05									
	Terbutylazine	mg/kg	0.05									
	Phoxalone	mg/kg	0.005									
	Phosphamidon	mg/kg	0.005									
	Triadimefon	mg/kg	0.002									
	Triallate	mg/kg	0.002									
	Triclopyr	mg/kg	0.1									
	Tricosan	mg/kg	-									
	Trifluralin	mg/kg	0.01									
	Tebuconazole	mg/kg	-									
	Telodrin	mg/kg	0.05									
	Triazophos	mg/kg	0.003									
SVOC TIC	SVOC TICs - Detect	Detect	-									
	Anthraquinone 9,10-	mg/kg	-									
	SVOC Tentatively Identified Compounds	mg/kg	0.1									
	Aniline	mg/kg	0.3									
VOC TIC	VOC TICs - Detect	Detect	-									
	VOC Tentatively Identified Compounds	mg/kg	0.05									
	Freon 113	mg/kg	0.005									
Other	Temperature	°C	-									
	Conductivity @ 20°C	µS/cm	14									
	% Stones <4mm	%	0									
	Fraction of non-crushable material	%	0									
	Moisture Content (dried @35°C)	%	-									
	Moisture Content 105C	%	0.1	25.4	22.3	28.4	27.1	40	-	-	-	
	pH (Lab)	pH Units	1	8.5	8.6	7.4	8.4	8.1	8.01 - 8.79	8.55 - 8.91	8.45 - 8.78	7.59 - 8.29
	Stone Content	%	0.1									
	Total Organic Carbon	%	0.02	0.07	0.19	2.97	0.6	1.27	1.91	0.814	0.696	1.89

**Env Stds Comments**  
 #1:GAC is only presented as speciated chromium. 7.7mg/kg is used for hexavalent. If hexavalent chromium (CVI) data is available, a value of 1,500mg/kg r  
 #2:C4SL for lead adopted  
 #3:GAC only presented as speciated mercury. 16mg/kg is used for elemental mercury. If the CSM indicates that elemental mercury is not a CoC and mercury  
 #4:Updated S4UL for nickel  
 #5:S4UL exceeds solubility saturation limit  
 #6:Criteria derived for Al<sup>3</sup>-C16-C35 split between Al<sup>3</sup>-C16-21 & Al<sup>3</sup>-C21-35. Requires summation of fractions to use Al<sup>3</sup>-C16-C35 criteria.  
 #7:Criteria presented is for p-xylene. A separate value is presented for o-xylene.  
 #8:S4UL based on a threshold protective of direct skin contact with phenol

Legend	Results exceeds GAC.
>50	Results MDL is greater than GAC.
NAD	No asbestos detected.
-	Determinand has not been tested for.

**Notes**  
 A range is given where a determinand has been analysed for by more than one method.

Chem Group	ChemName	output unit	EQL	Field ID	Matrix Description											
					Location Code		Sample Depth		Range		Date		Date		Date	
					BH08013-X-12.60-ES-190918	BH08014-X-0.15-ES-191129	BH08014-X-14.60-ES-191204	BH08014-X-28.90-ES-191212	BH08014-X-8.50-ES-191203	BH08016-X-0.10-ES-191204	BH08016-X-0.60-ES-191204	BH08016-X-1.90-ES-191210	BH08016-X-12.60-ES-191211			
Asbestos	Anthrophyllite	mg/kg	12	12.6	0.15	14.6	28.9	8.5	0.1	0.6	1.9	12.6	12.6			
Asbestos	Asbestos Containing Material	mg/kg	12	12.6	0.15	14.6	28.9	8.5	0.1	0.6	1.9	12.6	12.6			
Asbestos	Asbestos Analysis Comments	%	0.001	-	-	-	-	-	-	-	-	-	-			
Asbestos	Asbestos FCOM Quantification	%	0.001	-	-	-	-	-	-	-	-	-	-			
Asbestos	Asbestos Quantification Total	%	0.001	-	-	-	-	-	-	-	-	-	-			
Asbestos	Asbestos: Actinolite	mg/kg	12	12.6	0.15	14.6	28.9	8.5	0.1	0.6	1.9	12.6	12.6			
Asbestos	Additional Asbestos Components (Using TM048)	mg/kg	12	12.6	0.15	14.6	28.9	8.5	0.1	0.6	1.9	12.6	12.6			
Asbestos	Crocidolite Asbestos	mg/kg	12	12.6	0.15	14.6	28.9	8.5	0.1	0.6	1.9	12.6	12.6			
Asbestos	Asbestos Gravimetric Quantification	%	0.001	-	-	-	-	-	-	-	-	-	-			
Asbestos	Asbestos ID (Stage 1)	mg/kg	12	12.6	0.15	14.6	28.9	8.5	0.1	0.6	1.9	12.6	12.6			
Asbestos	Chrysotile Asbestos	mg/kg	12	12.6	0.15	14.6	28.9	8.5	0.1	0.6	1.9	12.6	12.6			
Asbestos	Amosite Asbestos	mg/kg	12	12.6	0.15	14.6	28.9	8.5	0.1	0.6	1.9	12.6	12.6			
Asbestos	Non-Asbestos Fibre	mg/kg	12	12.6	0.15	14.6	28.9	8.5	0.1	0.6	1.9	12.6	12.6			
Asbestos	Tremolite	mg/kg	12	12.6	0.15	14.6	28.9	8.5	0.1	0.6	1.9	12.6	12.6			
Inorganics	Ammoniacal Nitrogen as N	mg/kg	12	12.6	0.15	14.6	28.9	8.5	0.1	0.6	1.9	12.6	12.6			
Inorganics	Cyanide (Free)	mg/kg	0.5	<1	<0.5	<0.5	<0.5	<0.5	<0.5	<0.5	<0.5	<0.5	<0.5			
Inorganics	Cyanide Total	mg/kg	0.5	<1	<0.5	<0.5	<0.5	<0.5	<0.5	<0.5	<0.5	<0.5	<0.5			
Inorganics	Cyanides-complex	mg/kg	1	<1	<1	<1	<1	<1	<1	<1	<1	<1	<1			
PAH	Phenanthrene	mg/kg	14	-	-	-	-	-	-	-	-	-	-			
PAH	Coronene	mg/kg	0.3	-	-	-	-	-	-	-	<0.3	-	-			
PAH	Naphthalene	mg/kg	0.005	4900	<0.009	<0.08	<0.08	<0.08	<0.08	<0.08	<0.005	<0.08	<0.08			
PAH	Acenaphthene	mg/kg	0.008	15000	<0.008	<0.08	<0.08	<0.08	<0.08	<0.08	<0.08	<0.08	<0.08			
PAH	Acenaphthylene	mg/kg	0.012	15000	<0.012	<0.08	<0.08	<0.08	<0.08	<0.08	<0.08	<0.08	<0.08			
PAH	Fluoranthene	mg/kg	0.017	3100	<0.017	<0.08	<0.08	<0.08	<0.08	<0.08	<0.08	<0.08	<0.08			
PAH	Anthracene	mg/kg	0.016	74000	<0.016	<0.08	<0.08	<0.08	<0.08	<0.08	<0.08	<0.08	<0.08			
PAH	Phenanthrene	mg/kg	0.015	3100	<0.015	<0.08	<0.08	<0.08	<0.08	<0.08	<0.08	<0.08	<0.08			
PAH	Fluorene	mg/kg	0.01	9900	<0.01	<0.08	<0.08	<0.08	<0.08	<0.08	<0.08	<0.08	<0.08			
PAH	Chrysene	mg/kg	0.01	57	<0.01	<0.08	<0.08	<0.08	<0.08	<0.08	<0.08	<0.08	<0.08			
PAH	Pyrene	mg/kg	0.015	7400	<0.015	<0.08	<0.08	<0.08	<0.08	<0.08	<0.08	<0.08	<0.08			
PAH	Benzo[a]anthracene	mg/kg	0.014	29	<0.014	<0.08	<0.08	<0.08	<0.08	<0.08	<0.08	<0.08	<0.08			
PAH	Benzo[b]fluoranthene	mg/kg	0.015	7.1	<0.015	<0.08	<0.08	<0.08	<0.08	<0.08	<0.08	<0.08	<0.08			
PAH	Benzo[k]fluoranthene	mg/kg	0.014	190	<0.014	<0.08	<0.08	<0.08	<0.08	<0.08	<0.08	<0.08	<0.08			
PAH	Benzo[a]pyrene	mg/kg	0.015	5.7	<0.015	<0.08	<0.08	<0.08	<0.08	<0.08	<0.08	<0.08	<0.08			
PAH	Dibenz[a,h]anthracene	mg/kg	0.023	0.57	<0.023	<0.08	<0.08	<0.08	<0.08	<0.08	<0.08	<0.08	<0.08			
PAH	Benzo[g,h,i]perylene	mg/kg	0.024	640	<0.024	<0.08	<0.08	<0.08	<0.08	<0.08	<0.08	<0.08	<0.08			
PAH	Indeno[1,2,3-c,d]lovene	mg/kg	0.018	82	<0.018	<0.08	<0.08	<0.08	<0.08	<0.08	<0.08	<0.08	<0.08			
TPH CWG	PAH 16 Total	mg/kg	0.118	-	<0.118	<1.28	<1.28	<1.28	<1.28	<1.28	<1.28	<1.28	<1.28			
TPH CWG	>C5-C6 Aliphatics	mg/kg	0.01	600000	-	-	-	-	-	-	-	-	-			
TPH CWG	>C6-C7 Aliphatics	mg/kg	0.2	600000	-	-	-	-	-	-	-	-	-			
TPH CWG	>C6-C8 Aliphatics	mg/kg	0.01	600000	-	-	-	-	-	-	-	-	-			
TPH CWG	>C10-C44 Aliphatics	mg/kg	5	-	-	-	-	-	-	-	-	-	-			
TPH CWG	>C7-C8 Aliphatics	mg/kg	0.2	-	-	-	-	-	-	-	-	-	-			
TPH CWG	>C10-C44 Aliphatics/Aromatics	mg/kg	10	-	-	-	-	-	-	-	-	-	-			
TPH CWG	>C8-C10 Aliphatics	mg/kg	0.01	13000	-	-	-	-	-	-	-	-	-			
TPH CWG	>C10-C12 Aliphatics	mg/kg	0.01	13000	-	-	-	-	-	-	-	-	-			
TPH CWG	>C12-C16 Aliphatics	mg/kg	0.1	19000	-	-	-	-	-	-	-	-	-			
TPH CWG	>C16-C21 Aliphatics	mg/kg	0.1	125000	-	-	-	-	-	-	-	-	-			
TPH CWG	>C21-C35 Aliphatics	mg/kg	0.1	125000	-	-	-	-	-	-	-	-	-			
TPH CWG	>C35-C44 Aliphatics	mg/kg	0.1	250000	-	-	-	-	-	-	-	-	-			
TPH CWG	>C5-C10 Aliphatics	mg/kg	0.05	-	-	-	-	-	-	-	-	-	-			
TPH CWG	>C8-C40 Aliphatics	mg/kg	20	-	-	-	-	-	-	-	-	-	-			
TPH CWG	Total Aliphatics >C12-C44	mg/kg	0.1	-	-	-	-	-	-	-	-	-	-			
TPH CWG	>EC5-EC10 Aromatics	mg/kg	0.05	-	-	-	-	-	-	-	-	-	-			
TPH CWG	>EC5-EC7 Aromatics	mg/kg	0.01	56000	-	-	-	-	-	-	-	-	-			
TPH CWG	>EC6-EC7 Aromatics	mg/kg	0.01	-	-	-	-	-	-	-	-	-	-			
TPH CWG	>EC7-EC8 Aromatics	mg/kg	0.01	56000	-	-	-	-	-	-	-	-	-			
TPH CWG	>EC6-EC10 Aromatics	mg/kg	0.01	5000	-	-	-	-	-	-	-	-	-			
TPH CWG	>EC10-EC12 Aromatics	mg/kg	0.01	5000	-	-	-	-	-	-	-	-	-			
TPH CWG	>EC8-EC40 Aromatics	mg/kg	20	-	-	-	-	-	-	-	-	-	-			
TPH CWG	>EC10-EC44 Aromatics	mg/kg	5	-	-	-	-	-	-	-	-	-	-			
TPH CWG	>EC12-EC16 Aromatics	mg/kg	0.1	5100	-	-	-	-	-	-	-	-	-			
TPH CWG	>EC16-EC21 Aromatics	mg/kg	0.1	3800	-	-	-	-	-	-	-	-	-			
TPH CWG	>EC21-EC35 Aromatics	mg/kg	0.1	3800	-	-	-	-	-	-	-	-	-			
TPH CWG	>EC35-EC44 Aromatics	mg/kg	0.1	3800	-	-	-	-	-	-	-	-	-			
TPH CWG	>EC40-EC44 Aromatics	mg/kg	0.1	-	-	-	-	-	-	-	-	-	-			
TPH CWG	>EC12-EC44 Aromatics	mg/kg	0.1	-	-	-	-	-	-	-	-	-	-			
TPH CWG	TPH Aliphatics & Aromatics >C5-44	mg/kg	0.1	-	-	-	-	-	-	-	-	-	-			

Chem Group	ChemName	output unit	EQL	Matrix Description													
				LQM S4UL Public Open Space (POS) Residential - 1% SOM													
				Field ID	Location Code	Sample Depth	Range	Sample Date	18/09/2019	29/11/2019	04/12/2019	12/12/2019	03/12/2019	04/12/2019	04/12/2019	10/12/2019	11/12/2019
TPH	>C6-C8	mg/kg	0.02														
	>C6-C7	mg/kg	0.02														
	>C7-C8	mg/kg	0.02														
	>C6-C9	mg/kg	0.2														
	>C8-C10	mg/kg	0.02														
	>C10-C12	mg/kg	0.02														
	>C12-C16	mg/kg	2														
	>C16-C21	mg/kg	2														
	>C21-C28	mg/kg	35														
	>C21-C35	mg/kg	4.38														
	>C28-C35	mg/kg	35														
	>C31-C40	mg/kg	10														
	>C35-C40	mg/kg	35														
	GRO >C5-10	mg/kg	0.02														
	TPH >C8-C40	mg/kg	10														
	EPH >C5-40	mg/kg	35														
	EPH >C10-40	mg/kg	35														
	GRO	mg/kg	0.2														
GRO >C5-12	mg/kg	0.1															
TPH by GC/ED (AR)	mg/kg	10															
BTEX and MTBE	Benzene	mg/kg	0.001	140	72												
	Toluene	mg/kg	0.005		56000												
	Ethylbenzene	mg/kg	0.002		24000												
	Xylene (m & o)	mg/kg	0.004		41000												
	Xylene (o)	mg/kg	0.002														
	Xylene Total	mg/kg	0.02														
	MTBE	mg/kg	0.001														
	Total BTEX	mg/kg	0.04														
VOC	Styrene	mg/kg	0.001														
	cis-1,3-dichloroethene	mg/kg	0.001														
	trans-1,3-dichloroethene	mg/kg	0.001														
	1,1,1,2-tetrachloroethane	mg/kg	0.001	1400													
	1,1,1-trichloroethane	mg/kg	0.001	140000													
	1,1,2,2-tetrachloroethane	mg/kg	0.001	1400													
	1,1,1,2-tetrachloroethane	mg/kg	0.001														
	1,1-dichloroethane	mg/kg	0.001														
	1,1-dichloroethane	mg/kg	0.001														
	1,1-dichloroethane	mg/kg	0.001														
	1,2-dichloroethane	mg/kg	0.001														
	1,2-dichloroethane	mg/kg	0.001														
	1,2-dichloroethane	mg/kg	0.001														
	1,2-dibromo-3-chloropropane	mg/kg	0.001														
	1,2-dibromoethane	mg/kg	0.001														
	1,2-dichloroethane	mg/kg	0.001	29													
	1,2-dichloroethane	mg/kg	0.001														
	1,3,5-trimethylbenzene	mg/kg	0.001														
	1,3-dichloropropane	mg/kg	0.001														
	2,2-dichloropropane	mg/kg	0.001														
	2-chlorotoluene	mg/kg	0.001														
	4-chlorotoluene	mg/kg	0.001														
	Bromobenzene	mg/kg	0.001														
	Bromochloromethane	mg/kg	0.001														
	Bromodichloromethane	mg/kg	0.001														
	Bromoform	mg/kg	0.001														
	Bromomethane	mg/kg	0.001														
	Carbon disulfide	mg/kg	0.007	11000													
	Carbon tetrachloride	mg/kg	0.001	890													
	Chlorobromomethane	mg/kg	0.001														
	Chloroethane	mg/kg	0.002														
	Chloroform	mg/kg	0.001	2500													
	Chloromethane	mg/kg	0.003														
	cis-1,2-dichloroethene	mg/kg	0.005														
	Dibromomethane	mg/kg	0.001														
	Dichlorodifluoromethane	mg/kg	0.001														
	Dichloromethane	mg/kg	0.01														
	Isopropylbenzene	mg/kg	0.001														
	Isopropylbenzene	mg/kg	0.001														
	n-butylbenzene	mg/kg	0.001														
	n-propylbenzene	mg/kg	0.001														
	p-isocrotyltoluene	mg/kg	0.001														
sec-butylbenzene	mg/kg	0.001															
Trichloroethene	mg/kg	0.001	120														
tert-butylbenzene	mg/kg	0.001															
Tetrachloroethene	mg/kg	0.003	1400														
trans-1,2-dichloroethene	mg/kg	0.001															
Trichlorofluoromethane	mg/kg	0.001															
Vinyl chloride	mg/kg	0.001	3.5														
tert-Amyl methyl ether	mg/kg	0.01															
1,2,3-trichlorobenzene	mg/kg	0.001	1800														
1,2,4-trichlorobenzene	mg/kg	0.003	15000														
1,2-dichlorobenzene	mg/kg	0.001	90000														
1,3,5-Trichlorobenzene	mg/kg	0.001	1700														
1,3-dichlorobenzene	mg/kg	0.001	300														
1,4-dichlorobenzene	mg/kg	0.001	17000														
Chlorobenzene	mg/kg	0.001	11000														
Hexachlorobutadiene	mg/kg	0.002	25														



		Field ID	BH08013-X-12.60-ES-190918	BH08014-X-0.15-ES-191129	BH08014-X-14.60-ES-191204	BH08014-X-28.90-ES-191212	BH08014-X-8.50-ES-191203	BH08016-X-0.10-ES-191204	BH08016-X-0.60-ES-191204	BH08016-X-1.90-ES-191210	BH08016-X-12.60-ES-191211
		Location Code	BH08013	BH08014	BH08014	BH08014	BH08014	BH08016	BH08016	BH08016	BH08016
		Sample Depth Range	12.6	0.15	14.6	28.9	8.5	0.1	0.6	1.9	12.6
		Sample Date	18/09/2019	29/11/2019	04/12/2019	12/12/2019	03/12/2019	04/12/2019	04/12/2019	10/12/2019	11/12/2019
		Matrix Description	LQM S4UL Public Open Space (POS) Residential - 1% SOM								
		C4SL Public Open Space (POS) Residential									
Chem Group	ChemName	output unit	EQL								
Phenolics	Xenonols	mg/kg	0.015	<0.015	-	-	-	-	-	-	-
	Phenol Index	mg/kg	0.5	-	<0.5	<0.5	<0.5	<0.5	<0.5	<0.5	<0.5
	3-84-methylphenol	mg/kg	0.1	-	-	-	-	-	-	-	-
	Cresol Total	mg/kg	0.01	<0.01	-	-	-	-	-	-	-
	Phenol	mg/kg	0.01	<0.01	-	-	-	-	-	<0.1	-
Phenols Monohydric	Phenols Monohydric	mg/kg	0.035	<0.035	-	-	-	-	-	-	-
	Dibutyltin	mg/kg	-	-	-	-	-	-	-	-	-
	Monophenyltin	mg/kg	-	-	-	-	-	-	-	-	-
	Diphenyltin	mg/kg	-	-	-	-	-	-	-	-	-
	Monobutyltin	mg/kg	-	-	-	-	-	-	-	-	-
Organotins	Tetrabutyltin	mg/kg	-	-	-	-	-	-	-	-	-
	Tributyltin	mg/kg	0.001	-	<0.005	-	-	<0.005	<0.005	-	-
	Triphenyltin	mg/kg	-	-	-	-	-	-	-	-	-
	Ethion	mg/kg	0.002	-	-	-	-	-	-	-	-
	Hepatachlor epoxide	mg/kg	0.002	-	-	-	-	-	-	-	-
Pesticides	Methachlorpos	mg/kg	0.002	-	-	-	-	-	-	-	-
	Propetamphos	mg/kg	0.002	-	-	-	-	-	-	-	-
	Simetryn	mg/kg	0.05	-	-	-	-	-	-	-	-
	Sodium Acifluorfen	mg/kg	-	-	-	-	-	-	-	-	-
	Tosazone	mg/kg	0.003	-	-	-	-	-	-	-	-
	2,4,5-TP (Silvex)	mg/kg	-	-	-	-	-	-	-	-	-
	Hedonal	mg/kg	-	-	-	-	-	-	-	-	-
	2,4-DDT	mg/kg	0.003	-	-	-	-	-	-	-	-
	2,4-Dichloroprop	mg/kg	-	-	-	-	-	-	-	-	-
	4-(2,4-Dichlorophenoxy)butyric Acid (2,4-DB)	mg/kg	-	-	-	-	-	-	-	-	-
	4,4-DDE	mg/kg	0.005	-	-	-	-	-	-	-	-
	4-Chlorophenoxy acetic acid	mg/kg	-	-	-	-	-	-	-	-	-
	a-BHC	mg/kg	0.002	24	-	-	-	-	-	-	-
	Aldrin	mg/kg	0.002	18	-	-	-	-	-	-	-
	Ametryn	mg/kg	0.05	-	-	-	-	-	-	-	-
	Acetyl (Ioxynil)	mg/kg	-	-	-	-	-	-	-	-	-
	Atraton	mg/kg	0.05	-	-	-	-	-	-	-	-
	Atrazine	mg/kg	0.05	1200	-	-	-	-	-	-	-
	Azinophos methyl	mg/kg	0.005	-	-	-	-	-	-	-	-
	b-BHC	mg/kg	0.002	8.1	-	-	-	-	-	-	-
	Bentazone	mg/kg	0.1	-	-	-	-	-	-	-	-
	Bromoxnil	mg/kg	-	-	-	-	-	-	-	-	-
	Carbofenthothion	mg/kg	0.003	-	-	-	-	-	-	-	-
	chlordan	mg/kg	0.002	-	-	-	-	-	-	-	-
	Chlordane (cis)	mg/kg	0.002	-	-	-	-	-	-	-	-
	Azinphos Ethyl	mg/kg	0.005	-	-	-	-	-	-	-	-
	Chlordane (trans)	mg/kg	0.05	-	-	-	-	-	-	-	-
	Chlorfenvinphos	mg/kg	0.003	-	-	-	-	-	-	-	-
	Chlorotoluron	mg/kg	-	-	-	-	-	-	-	-	-
	Chlorovifos	mg/kg	0.002	-	-	-	-	-	-	-	-
	Chlorpyrifos-methyl	mg/kg	0.002	-	-	-	-	-	-	-	-
	Cyanazine	mg/kg	-	-	-	-	-	-	-	-	-
	d-BHC	mg/kg	0.002	-	-	-	-	-	-	-	-
	DDD	mg/kg	0.005	-	-	-	-	-	-	-	-
	DDT	mg/kg	0.005	-	-	-	-	-	-	-	-
Chlorfalonil	mg/kg	0.002	-	-	-	-	-	-	-	-	
Diazinon	mg/kg	0.001	-	-	-	-	-	-	-	-	
Dicamba	mg/kg	-	-	-	-	-	-	-	-	-	
Dichlobenil	mg/kg	0.001	-	-	-	-	-	-	-	-	
cis-Permethrin	mg/kg	0.003	-	-	-	-	-	-	-	-	
Dichlorvos	mg/kg	0.002	16	-	-	-	-	-	-	-	
Diclofop	mg/kg	-	-	-	-	-	-	-	-	-	
Dieldrin	mg/kg	0.005	18	-	-	-	-	-	-	-	
Dimethoate	mg/kg	0.003	-	-	-	-	-	-	-	-	
Dinoseb	mg/kg	-	-	-	-	-	-	-	-	-	
Diuron	mg/kg	-	-	-	-	-	-	-	-	-	
Endosulfan I	mg/kg	0.001	1200	-	-	-	-	-	-	-	
Endosulfan II	mg/kg	0.01	-	-	-	-	-	-	-	-	
Endosulfan sulphate	mg/kg	0.005	-	-	-	-	-	-	-	-	
Endrin	mg/kg	0.003	-	-	-	-	-	-	-	-	
Endrin ketone	mg/kg	0.03	-	-	-	-	-	-	-	-	
Ethion	mg/kg	0.003	-	-	-	-	-	-	-	-	
Fenitrothion	mg/kg	0.005	-	-	-	-	-	-	-	-	
Fenitrothion	mg/kg	0.01	-	-	-	-	-	-	-	-	
Fluroxypyr	mg/kg	0.1	-	-	-	-	-	-	-	-	

		Field ID	BH08013-X-12.60-ES-190918	BH08014-X-0.15-ES-191129	BH08014-X-14.60-ES-191204	BH08014-X-28.90-ES-191212	BH08014-X-8.50-ES-191203	BH08016-X-0.10-ES-191204	BH08016-X-0.60-ES-191204	BH08016-X-1.90-ES-191210	BH08016-X-12.60-ES-191211	
		Location Code	BH08013	BH08014	BH08014	BH08014	BH08014	BH08016	BH08016	BH08016	BH08016	
		Sample Depth Range	12.6	0.15	14.6	28.9	8.5	0.1	0.6	1.9	12.6	
		Sample Date	18/09/2019	29/11/2019	04/12/2019	12/12/2019	03/12/2019	04/12/2019	04/12/2019	10/12/2019	11/12/2019	
		Matrix Description	LQM S4UL Public Open Space (POS) Residential - 1% SOM									
		C4SL Public Open Space (POS) Residential										
Chem Group	ChemName	output unit	EQL									
	o-BHC (Lindane)	mg/kg	0.001									
	Heptachlor	mg/kg	0.003									
	Isodrin	mg/kg	0.002									
	Isoproturon	mg/kg	-									
	Linuron	mg/kg	-									
	Malathion	mg/kg	0.002									
	2-Methyl-4-chlorophenoxyacetic acid	mg/kg	-									
	2-Methyl-4-Chlorophenoxy Butanoic Acid	mg/kg	-									
	Mecoprop	mg/kg	-									
	Methoxychlor	mg/kg	0.005									
	Methyl carathion	mg/kg	0.01									
	Mevinphos (Phosdrin)	mg/kg	0.002									
	o,p-DDD	mg/kg	0.005									
	o,p'-DDE	mg/kg	0.002									
	o,p'-Methoxychlor	mg/kg	0.05									
	Parathion	mg/kg	0.005									
	Pendimethalin	mg/kg	0.01									
	Permethrin	mg/kg	0.05									
	Permethrin II	mg/kg	0.003									
	Phorate	mg/kg	0.01									
	Priniphos-methyl	mg/kg	0.002									
	Priniphos-ethyl	mg/kg	0.002									
	Prometon	mg/kg	0.05									
	Prometryn	mg/kg	0.05									
	Pronamide	mg/kg	0.002									
	Propazine	mg/kg	0.05									
	Propiconazole	mg/kg	-									
	Propoxycarbazono-sodium	mg/kg	-									
	Simazine	mg/kg	0.05									
	Terbutryn	mg/kg	0.05									
	Terbutylazine	mg/kg	0.05									
	Phosalone	mg/kg	0.005									
	Phosphamidon	mg/kg	0.005									
	Triadimefon	mg/kg	0.002									
	Triallate	mg/kg	0.002									
	Triclopyr	mg/kg	0.1									
	Triclosan	mg/kg	-									
	Trifluralin	mg/kg	0.01									
	Tebuconazole	mg/kg	-									
	Telodrin	mg/kg	0.05									
	Triazophos	mg/kg	0.003									
SVOC TIC	SVOC TICs - Detect	Detect	-									
	Anthraquinone 9,10-	mg/kg	-									
	SVOC Tentatively Identified Compounds	mg/kg	0.1									
	Aniline	mg/kg	0.3									
VOC TIC	VOC TICs - Detect	Detect	-									
	VOC Tentatively Identified Compounds	mg/kg	0.05									
	Freon 113	mg/kg	0.005									
Other	Temperature	°C	18.9									
	Conductivity @ 20°C	µS/cm	14	6010 - 6140								
	% Stones <4mm	%	-									
	Fraction of non-crushable material	%	0	43.8								
	Moisture Content (dried @35°C)	%	-									
	Moisture Content 105C	%	0.1	76								
	pH (Lab)	pH Units	1	7.47 - 8.14								
	Slone Content	%	0	12.1								
	Total Organic Carbon	%	0.02	38.4								

**Env Stds Comments**  
 #1:GAC is only presented as speciated chromium. 7.7mg/kg is used for hexavalent. If hexavalent chromium (CVI) data is available, a value of 1,500mg/kg r  
 #2:C4SL for lead adopted  
 #3:GAC only presented as speciated mercury. 16mg/kg is used for elemental mercury. If the CSM indicates that elemental mercury is not a CoC and mercury  
 #4:Updated S4UL for nickel  
 #5:S4UL exceeds solubility saturation limit  
 #6:Criteria derived for Al<sup>3</sup>-C16-C35 split between Al<sup>3</sup>-C16-21 & Al<sup>3</sup>-C21-35. Requires summation of fractions to use Al<sup>3</sup>-C16-C35 criteria.  
 #7:Criteria presented is for p-xylene. A separate value is presented for o-xylene.  
 #8:S4UL based on a threshold protective of direct skin contact with phenol

**Legend**

38.2	Results exceeds GAC.
<50	Results MDL is greater than GAC.
NAD	No asbestos detected.
-	Determinand has not been tested for.

**Notes**  
 A range is given where a determinand has been analysed for by more than one method.





Chem Group	ChemName	output unit	EQL	Field ID	BH08018-X-16.50-ES-191212	BH08018-X-19.80-ES-191212	BH08018-X-24.05-ES-191218	BH08018-X-5.60-ES-191210	BH08019-X-0.10-ES-191120	BH08019-X-0.80-ES-191120	BH08019-X-22.24-ES-191209	BH08019-X-3.60-ES-191125	BH08019-X-5.60-ES-191125		
				Location Code	BH08018	BH08018	BH08018	BH08018	BH08019	BH08019	BH08019	BH08019	BH08019	BH08019	BH08019
				Sample Depth Range	16.5	19.8	24.05	5.6	0.1	0.6	22.24	3.6	5.6		
				Sample Date	12/12/2019	12/12/2019	18/12/2019	10/12/2019	20/11/2019	20/11/2019	09/12/2019	25/11/2019	25/11/2019		
				Matrix Description											
				C4SL Public Open Space (POS) Residential											
				LQM S4UL Public Open Space (POS) Residential - 1% SOM											
TPH	>C6-C8	mg/kg	0.02	-	-	-	-	-	<0.2	<0.2	-	-	-		
	>C6-C7	mg/kg	0.02	-	-	-	-	-	<0.2	<0.2	-	-	-		
	>C7-C8	mg/kg	0.02	-	-	-	-	-	<0.2	<0.2	-	-	-		
	>C6-C9	mg/kg	0.2	<0.2	<0.2	17.6	3.76	<0.2	<0.2	<0.2	<0.2	<0.2	<0.2		
	>C9-C10	mg/kg	0.02	<2	<2	<2	<2	<2	<2	<2	<2	<2	<2		
	>C10-C12	mg/kg	0.02	<2	<2	<2	<2	<2	<2	<2	<2	<2	<2		
	>C12-C16	mg/kg	2	<2	<2	<2	<2	<2	<2	<2	<2	<2	<2		
	>C16-C21	mg/kg	2	2.46	<2	2.8	<2	<2	<2	<2	<2	10.9	3.98		
	>C21-C28	mg/kg	35	-	-	-	-	-	-	-	-	-	-		
	>C21-C35	mg/kg	4.38	11.1	9	10.6	4.72	-	-	-	7.17	90.9	14.7		
	>C28-C35	mg/kg	35	-	-	-	-	-	-	-	-	-	-		
	>C31-C40	mg/kg	10	12.2	<10	12.1	<10	<10	<10	<10	<10	133	17.8		
	>C35-C40	mg/kg	35	-	-	-	-	-	-	-	-	-	-		
	GRO >C5-10	mg/kg	0.02	-	-	-	-	-	-	-	-	-	-		
	TPH >C8-C40	mg/kg	10	<16.6	<12.7	<19	<10.2	-	-	-	<11	<145.9	<23.3		
	EPH >C5-40	mg/kg	35	-	-	-	-	-	-	-	-	-	-		
	EPH >C10-40	mg/kg	35	-	-	-	-	-	-	-	-	-	-		
	GRO	mg/kg	0.2	-	-	-	-	-	<0.2	<0.2	<0.2	-	-		
GRO >C5-12	mg/kg	0.1	-	-	-	-	-	-	<0.2	<0.2	-	-			
TPH by GC/ED (AR)	mg/kg	10	16.4	12.6	36.6	11.9	-	-	-	10.8	146	29.1			
BTEX and MTE	Benzene	mg/kg	0.001	140	72	-	-	-	<0.001	<0.001	-	-	-		
	Toluene	mg/kg	0.005	-	56000	-	-	-	<0.005	<0.005	-	-	-		
	Ethylbenzene	mg/kg	0.002	-	24000	-	-	-	<0.01	<0.01	-	<0.002	<0.002		
	Xylene (m & o)	mg/kg	0.004	-	41000	-	-	-	<0.004	<0.004	-	-	-		
	Xylene (p)	mg/kg	0.002	-	41000	-	-	-	<0.002	<0.002	-	-	-		
	Xylene Total	mg/kg	0.02	-	-	-	-	-	<0.03	<0.03	-	-	-		
	MTE	mg/kg	0.001	-	-	-	-	-	-	-	-	<0.001	<0.001		
	Total BTEX	mg/kg	0.04	-	-	-	-	-	-	-	-	-	-		
	VOC	Styrene	mg/kg	0.001	-	-	-	-	-	-	-	-	<0.001	<0.001	
		cis-1,3-dichloroethene	mg/kg	0.001	-	-	-	-	-	-	-	-	<0.001	<0.001	
trans-1,3-dichloroethene		mg/kg	0.001	-	-	-	-	-	-	-	-	<0.001	<0.001		
1,1,1,2-tetrachloroethane		mg/kg	0.001	1400	-	-	-	-	-	-	-	<0.001	<0.001		
1,1,1-trichloroethane		mg/kg	0.001	140000	-	-	-	-	-	-	-	<0.001	<0.001		
1,1,2,2-tetrachloroethane		mg/kg	0.001	1400	-	-	-	-	-	-	-	<0.001	<0.001		
1,1,2-dichloroethane		mg/kg	0.001	-	-	-	-	-	-	-	-	<0.001	<0.001		
1,1-dichloroethane		mg/kg	0.001	-	-	-	-	-	-	-	-	<0.001	<0.001		
1,1-dichloroethene		mg/kg	0.001	-	-	-	-	-	-	-	-	<0.001	<0.001		
1,1-dichloroethane		mg/kg	0.001	-	-	-	-	-	-	-	-	<0.001	<0.001		
1,2-dichloroethane		mg/kg	0.001	-	-	-	-	-	-	-	-	<0.001	<0.001		
1,2-dichloroethene		mg/kg	0.001	-	-	-	-	-	-	-	-	<0.001	<0.001		
1,2-dibromo-3-chloropropane		mg/kg	0.001	-	-	-	-	-	-	-	-	<0.001	<0.001		
1,2-dibromoethane		mg/kg	0.001	-	-	-	-	-	-	-	-	<0.001	<0.001		
1,2-dichloroethane		mg/kg	0.001	29	-	-	-	-	-	-	-	<0.001	<0.001		
1,2-dichloroethene		mg/kg	0.001	-	-	-	-	-	-	-	-	<0.001	<0.001		
1,3,5-trimethylbenzene		mg/kg	0.001	-	-	-	-	-	-	-	-	<0.001	<0.001		
1,3-dichloropropane		mg/kg	0.001	-	-	-	-	-	-	-	-	<0.001	<0.001		
2,2-dichloropropane		mg/kg	0.001	-	-	-	-	-	-	-	-	<0.001	<0.001		
2-chlorotoluene		mg/kg	0.001	-	-	-	-	-	-	-	-	<0.001	<0.001		
4-chlorotoluene		mg/kg	0.001	-	-	-	-	-	-	-	-	<0.001	<0.001		
Bromobenzene		mg/kg	0.001	-	-	-	-	-	-	-	-	<0.001	<0.001		
Bromochloromethane		mg/kg	0.001	-	-	-	-	-	-	-	-	<0.001	<0.001		
Bromodichloromethane		mg/kg	0.001	-	-	-	-	-	-	-	-	<0.001	<0.001		
Bromomethane		mg/kg	0.001	-	-	-	-	-	-	-	-	<0.001	<0.001		
Carbon disulfide		mg/kg	0.007	11000	-	-	-	-	-	-	-	<0.001	<0.001		
Carbon tetrachloride		mg/kg	0.001	890	-	-	-	-	-	-	-	<0.001	<0.001		
Chlorobromomethane		mg/kg	0.001	-	-	-	-	-	-	-	-	<0.001	<0.001		
Chloroethane		mg/kg	0.002	-	-	-	-	-	-	-	-	<0.002	<0.002		
Chloroform		mg/kg	0.001	2500	-	-	-	-	-	-	-	<0.003	<0.003		
Chloromethane		mg/kg	0.003	-	-	-	-	-	-	-	-	<0.003	<0.003		
cis-1,2-dichloroethene		mg/kg	0.005	-	-	-	-	-	-	-	-	<0.006	<0.006		
Dibromomethane		mg/kg	0.001	-	-	-	-	-	-	-	-	<0.001	<0.001		
Dichlorodifluoromethane		mg/kg	0.001	-	-	-	-	-	-	-	-	<0.001	<0.001		
Dichloromethane		mg/kg	0.01	-	-	-	-	-	-	-	-	<0.01	<0.01		
Isopropylbenzene		mg/kg	0.001	-	-	-	-	-	-	-	-	<0.001	<0.001		
m-butylbenzene		mg/kg	0.001	-	-	-	-	-	-	-	-	<0.001	<0.001		
n-propylbenzene		mg/kg	0.001	-	-	-	-	-	-	-	-	<0.001	<0.001		
p-isocrotyltoluene		mg/kg	0.001	-	-	-	-	-	-	-	-	<0.001	<0.001		
sec-butylbenzene		mg/kg	0.001	-	-	-	-	-	-	-	-	<0.001	<0.001		
Trichloroethene	mg/kg	0.001	120	-	-	-	-	-	-	-	<0.001	<0.001			
tert-butylbenzene	mg/kg	0.001	-	-	-	-	-	-	-	-	<0.001	<0.001			
Tetrachloroethene	mg/kg	0.003	1400	-	-	-	-	-	-	-	<0.003	<0.003			
trans-1,2-dichloroethene	mg/kg	0.001	-	-	-	-	-	-	-	-	<0.001	<0.001			
Trichlorofluoromethane	mg/kg	0.001	-	-	-	-	-	-	-	-	<0.001	<0.001			
Vinyl chloride	mg/kg	0.001	3.5	-	-	-	-	-	-	-	<0.001	<0.001			
tert-Amyl methyl ether	mg/kg	0.01	-	-	-	-	-	-	-	-	<0.01	<0.01			
VOC/SVOC	1,2,3-trichlorobenzene	mg/kg	0.001	-	-	-	-	-	-	-	-	<0.003	<0.003		
	1,2,4-trichlorobenzene	mg/kg	0.001	-	-	-	-	-	-	-	-	<0.003	<0.003		
	1,2-dichlorobenzene	mg/kg	0.001	-	-	-	-	-	-	-	-	<0.001	<0.001		
	1,3,5-Trichlorobenzene	mg/kg	0.001	-	-	-	-	-	-	-	-	<0.001	<0.001		
	1,3-dichlorobenzene	mg/kg	0.001	-	-	-	-	-	-	-	-	<0.001	<0.001		
	1,4-dichlorobenzene	mg/kg	0.001	-	-	-	-	-	-	-	-	<0.001	<0.001		
	Chlorobenzene	mg/kg	0.001	11000	-	-	-	-	-	-	-	<0.001	<0.001		
	Hexachlorobutadiene	mg/kg	0.002	25	-	-	-	-	-	-	-	<0.002	<0.002		

Chem Group	ChemName	output unit	EQL	Field ID	BH08018-X-16.50-ES-191212	BH08018-X-19.80-ES-191212	BH08018-X-24.05-ES-191218	BH08018-X-5.60-ES-191210	BH08019-X-0.10-ES-191120	BH08019-X-0.80-ES-191120	BH08019-X-22.24-ES-191209	BH08019-X-3.60-ES-191125	BH08019-X-5.60-ES-191125	
				Location Code	BH08018	BH08018	BH08018	BH08018	BH08019	BH08019	BH08019	BH08019	BH08019	BH08019
				Sample Depth Range	16.5	19.8	24.05	5.6	0.1	0.6	22.24	3.6	5.6	
				Sampled Date Time	12/12/2019	12/12/2019	18/12/2019	10/12/2019	20/11/2019	20/11/2019	09/12/2019	25/11/2019	25/11/2019	
				Matrix Description										
				LQM S4UL Public Open Space (POS) Residential - 1% SOM										
				C4SL Public Open Space (POS) Residential										
SVOC	Benzyl alcohol	mg/kg	0.5	-	-	-	-	-	-	-	-	-	-	
	Diphenyl ether	mg/kg	0.1	-	-	-	-	-	-	-	-	-	-	
	4-bromophenyl phenyl ether	mg/kg	0.1	-	-	-	-	-	-	-	-	-	-	
	4-nitroaniline	mg/kg	0.1	-	-	-	-	-	-	-	-	-	-	
	4-nitrophenol	mg/kg	0.1	-	-	-	-	-	-	-	-	-	-	
	1,1-Biohexyl	mg/kg	0.1	-	-	-	-	-	-	-	-	-	-	
	1,2,3,4-tetrachlorobenzene	mg/kg	0.001	-	-	-	-	-	-	-	-	-	-	
	1-Methylnaphthalene	mg/kg	0.1	-	-	-	-	-	-	-	-	-	-	
	2,4,5-trichlorophenol	mg/kg	0.1	-	-	-	-	-	-	-	-	-	-	
	2,4,6-trichlorophenol	mg/kg	0.1	-	-	-	-	-	-	-	-	-	-	
	2,4-dichlorophenol	mg/kg	0.1	-	-	-	-	-	-	-	-	-	-	
	2,4-dimethylphenol	mg/kg	0.1	-	-	-	-	-	-	-	-	-	-	
	2,4-dinitrophenol	mg/kg	0.5	-	-	-	-	-	-	-	-	-	-	
	2,4-dinitrotoluene	mg/kg	0.1	-	-	-	-	-	-	-	-	-	-	
	2,6-dinitrotoluene	mg/kg	0.1	-	-	-	-	-	-	-	-	-	-	
	2-chloronaphthalene	mg/kg	0.1	-	-	-	-	-	-	-	-	-	-	
	2-chlorophenol	mg/kg	0.1	-	-	-	-	-	-	-	-	-	-	
	2-methylnaphthalene	mg/kg	0.1	-	-	-	-	-	-	-	-	-	-	
	2-methylphenol	mg/kg	0.1	-	-	-	-	-	-	-	-	-	-	
	2-nitroaniline	mg/kg	0.1	-	-	-	-	-	-	-	-	-	-	
	2-nitrophenol	mg/kg	0.1	-	-	-	-	-	-	-	-	-	-	
	3-nitroaniline	mg/kg	0.1	-	-	-	-	-	-	-	-	-	-	
	4,6-Dinitro-2-methylphenol	mg/kg	0.2	-	-	-	-	-	-	-	-	-	-	
	4-chloro-3-methylphenol	mg/kg	0.1	-	-	-	-	-	-	-	-	-	-	
	4-chloroaniline	mg/kg	0.1	-	-	-	-	-	-	-	-	-	-	
	4-chlorophenol	mg/kg	0.5	-	-	-	-	-	-	-	-	-	-	
	4-chlorophenyl phenyl ether	mg/kg	0.1	-	-	-	-	-	-	-	-	-	-	
	4-methylphenol	mg/kg	0.1	-	-	-	-	-	-	-	-	-	-	
	Azobenzene	mg/kg	0.1	-	-	-	-	-	-	-	-	-	-	
	Benzoic Acid	mg/kg	0.5	-	-	-	-	-	-	-	-	-	-	
	Bis(2-chloroethoxy) methane	mg/kg	0.1	-	-	-	-	-	-	-	-	-	-	
	Bis(2-chloroethyl) ether	mg/kg	0.1	-	-	-	-	-	-	-	-	-	-	
	Bis(2-chloroisopropyl) ether	mg/kg	0.1	-	-	-	-	-	-	-	-	-	-	
	Bis(2-ethylhexyl) phthalate	mg/kg	0.1	-	-	-	-	-	-	-	-	-	-	
	Butyl benzyl phthalate	mg/kg	0.1	-	-	-	-	-	-	-	-	-	-	
	Carbazole	mg/kg	0.1	-	-	-	-	-	-	-	-	-	-	
	Dibenzofuran	mg/kg	0.1	-	-	-	-	-	-	-	-	-	-	
	Diethylphthalate	mg/kg	0.1	-	-	-	-	-	-	-	-	-	-	
	Dimethyl phthalate	mg/kg	0.1	-	-	-	-	-	-	-	-	-	-	
	Di-n-butyl phthalate	mg/kg	0.1	-	-	-	-	-	-	-	-	-	-	
	Di-n-octyl phthalate	mg/kg	0.1	-	-	-	-	-	-	-	-	-	-	
	Hexachlorobenzene	mg/kg	0.002	-	-	-	-	-	-	-	-	-	-	
	Hexachlorocyclopentadiene	mg/kg	0.1	-	-	-	-	-	-	-	-	-	-	
	Hexachloroethane	mg/kg	0.1	-	-	-	-	-	-	-	-	-	-	
	Isophorone	mg/kg	0.1	-	-	-	-	-	-	-	-	-	-	
	Nitrobenzene	mg/kg	0.1	-	-	-	-	-	-	-	-	-	-	
	N-nitrosodipropylamine	mg/kg	0.1	-	-	-	-	-	-	-	-	-	-	
	n-Nitrosodiphenylamine	mg/kg	0.1	-	-	-	-	-	-	-	-	-	-	
	Pentachlorobenzene	mg/kg	0.001	-	-	-	-	-	-	-	-	-	-	
	Pentachloronitrobenzene	mg/kg	0.05	-	-	-	-	-	-	-	-	-	-	
	Pentachlorophenol	mg/kg	0.1	-	-	-	-	-	-	-	-	-	-	
PCB	PCB-110	mg/kg	-	-	-	-	-	-	-	-	-	-	-	
	PCB-128	mg/kg	-	-	-	-	-	-	-	-	-	-	-	
	PCB-141	mg/kg	-	-	-	-	-	-	-	-	-	-	-	
	PCB-149	mg/kg	-	-	-	-	-	-	-	-	-	-	-	
	PCB-151	mg/kg	-	-	-	-	-	-	-	-	-	-	-	
	PCB-158	mg/kg	-	-	-	-	-	-	-	-	-	-	-	
	PCB-170	mg/kg	-	-	-	-	-	-	-	-	-	-	-	
	PCB-18	mg/kg	-	-	-	-	-	-	-	-	-	-	-	
	PCB-183	mg/kg	-	-	-	-	-	-	-	-	-	-	-	
	PCB-187	mg/kg	-	-	-	-	-	-	-	-	-	-	-	
	PCB-194	mg/kg	-	-	-	-	-	-	-	-	-	-	-	
	PCB-31	mg/kg	-	-	-	-	-	-	-	-	-	-	-	
	PCB-44	mg/kg	-	-	-	-	-	-	-	-	-	-	-	
	PCB-49	mg/kg	-	-	-	-	-	-	-	-	-	-	-	
	2,2,4,4-tetrachloro-1,1-Biphenyl	mg/kg	-	-	-	-	-	-	-	-	-	-	-	
	2,3,4,4-tetrachloro-1,1-Biphenyl	mg/kg	-	-	-	-	-	-	-	-	-	-	-	
	Heptachlorobiphenyl, 2,3,3,4,4,5,5- (PCB 189)	mg/kg	0.003	-	-	-	-	-	-	-	-	-	-	
	Hexachlorobiphenyl, 2,3,3,4,4,5- (PCB 156)	mg/kg	0.003	-	-	-	-	-	-	-	-	-	-	
	Hexachlorobiphenyl, 2,3,3,4,4,5- (PCB 157)	mg/kg	0.003	-	-	-	-	-	-	-	-	-	-	
	Hexachlorobiphenyl, 2,3,4,4,5,5- (PCB 167)	mg/kg	0.003	-	-	-	-	-	-	-	-	-	-	
	Hexachlorobiphenyl, 3,3,4,4,5,5- (PCB 169)	mg/kg	0.003	-	-	-	-	-	-	-	-	-	-	
	PCB 101	mg/kg	0.003	-	-	-	-	-	-	-	-	-	-	
	PCB 118	mg/kg	0.003	-	-	-	-	-	-	-	-	-	-	
	PCB 138	mg/kg	0.003	-	-	-	-	-	-	-	-	-	-	
	PCB 153	mg/kg	0.003	-	-	-	-	-	-	-	-	-	-	
	PCB 160	mg/kg	0.003	-	-	-	-	-	-	-	-	-	-	
	PCB 26	mg/kg	0.003	-	-	-	-	-	-	-	-	-	-	
	PCB 52	mg/kg	0.003	-	-	-	-	-	-	-	-	-	-	
	Pentachlorobiphenyl, 2,3,3,4,4- (PCB 105)	mg/kg	0.003	-	-	-	-	-	-	-	-	-	-	
	Pentachlorobiphenyl, 2,3,4,4,5- (PCB 114)	mg/kg	0.003	-	-	-	-	-	-	-	-	-	-	
	Pentachlorobiphenyl, 2,3,4,4,5- (PCB 123)	mg/kg	0.003	-	-	-	-	-	-	-	-	-	-	
	Pentachlorobiphenyl, 3,3,4,4,5- (PCB 126)	mg/kg	0.003	-	-	-	-	-	-	-	-	-	-	
	Tetrachlorobiphenyl, 3,3,4,4- (PCB 77)	mg/kg	0.003	-	-	-	-	-	-	-	-	-	-	
	Tetrachlorobiphenyl, 3,4,4,5- (PCB 81)	mg/kg	0.003	-	-	-	-	-	-	-	-	-	-	
	Total PCB 7 congeners	mg/kg	0.021	-	-	-	-	-	-	-	-	-	-	
	Total PCB WHO 12	mg/kg	0.036	-	-	-	-	-	-	-	-	-	-	

		Field ID	BH08018-X-16.50-ES-191212	BH08018-X-19.80-ES-191212	BH08018-X-24.05-ES-191218	BH08018-X-5.60-ES-191210	BH08019-X-0.10-ES-191120	BH08019-X-0.60-ES-191120	BH08019-X-22.24-ES-191209	BH08019-X-3.60-ES-191125	BH08019-X-5.60-ES-191125
		Location Code	BH08018	BH08018	BH08018	BH08018	BH08019	BH08019	BH08019	BH08019	BH08019
		Sample Depth Range	16.5	19.8	24.05	5.6	0.1	0.6	22.24	3.6	5.6
		Sampled Date Time	12/12/2019	12/12/2019	18/12/2019	10/12/2019	20/11/2019	20/11/2019	09/12/2019	25/11/2019	25/11/2019
		Matrix Description	LQM S4UL Public Open Space (POS) Residential - 1% SOM								
		C4SL Public Open Space (POS) Residential									
Chem Group	ChemName	output unit	EQL								
Phenolics	Xenonols	mg/kg	0.015	-	-	-	-	-	-	-	-
	Phenol Index	mg/kg	0.5	<0.5	<0.5	<0.5	<0.5	<0.5	<0.5	<0.5	<0.5
	3-84-methylphenol	mg/kg	0.1	-	-	-	-	-	-	<0.1	<0.1
	Cresol Total	mg/kg	0.01	-	-	-	-	-	-	-	-
Phenols Monochydric	Phenol	mg/kg	0.01	-	-	-	-	-	-	<0.1	<0.1
	Phenols Monochydric	mg/kg	0.035	-	-	-	-	-	-	-	-
	Dibutyltin	mg/kg	-	-	-	-	-	-	-	-	-
	Monophenyltin	mg/kg	-	-	-	-	-	-	-	-	-
Organotins	Diphenyltin	mg/kg	-	-	-	-	-	-	-	-	-
	Monobutyltin	mg/kg	-	-	-	-	-	-	-	-	-
	Tetrabutyltin	mg/kg	-	-	-	-	-	-	-	-	-
	Tributyltin	mg/kg	0.001	-	-	-	-	-	-	-	-
	Triphenyltin	mg/kg	-	-	-	-	-	-	-	-	-
	Ethion	mg/kg	0.002	-	-	-	-	-	-	-	-
	Hepatachlor epoxide	mg/kg	0.002	-	-	-	-	-	-	-	-
Pesticides	Methachlorpos	mg/kg	0.002	-	-	-	-	-	-	-	-
	Propetamphos	mg/kg	0.002	-	-	-	-	-	-	-	-
	Simetryn	mg/kg	0.05	-	-	-	-	-	-	-	-
	Sodium Acifluorfen	mg/kg	-	-	-	-	-	-	-	-	-
	Tosanaene	mg/kg	0.003	-	-	-	-	-	-	-	-
	2,4,5-TP (Silvex)	mg/kg	-	-	-	-	-	-	-	-	-
	Hedonal	mg/kg	-	-	-	-	-	-	-	-	-
	2,4-DDT	mg/kg	0.003	-	-	-	-	-	-	-	-
	2,4-Dichloroprop	mg/kg	-	-	-	-	-	-	-	-	-
	4-(2,4-Dichlorophenoxy)butyric Acid (2,4-DB)	mg/kg	-	-	-	-	-	-	-	-	-
	4,4-DDE	mg/kg	0.005	-	-	-	-	-	-	-	-
	4-Chlorophenoxy acetic acid	mg/kg	-	-	-	-	-	-	-	-	-
	a-BHC	mg/kg	0.002	24	-	-	-	-	-	-	-
	Aldrin	mg/kg	0.002	18	-	-	-	-	-	-	-
	Ametryn	mg/kg	0.05	-	-	-	-	-	-	-	-
	Acetyl (Ioxynil)	mg/kg	-	-	-	-	-	-	-	-	-
	Atraton	mg/kg	0.05	-	-	-	-	-	-	-	-
	Atrazine	mg/kg	0.05	1200	-	-	-	-	-	-	-
	Azinophos methyl	mg/kg	0.005	-	-	-	-	-	-	-	-
	b-BHC	mg/kg	0.002	8.1	-	-	-	-	-	-	-
	Bentazone	mg/kg	0.1	-	-	-	-	-	-	-	-
	Bromoxnill	mg/kg	-	-	-	-	-	-	-	-	-
	Carboethionion	mg/kg	0.003	-	-	-	-	-	-	-	-
	chlordan	mg/kg	0.002	-	-	-	-	-	-	-	-
	Chlordane (cis)	mg/kg	0.002	-	-	-	-	-	-	-	-
	Azinphos Ethyl	mg/kg	0.005	-	-	-	-	-	-	-	-
	Chlordane (trans)	mg/kg	0.05	-	-	-	-	-	-	-	-
	Chlorfenvinphos	mg/kg	0.003	-	-	-	-	-	-	-	-
	Chlorotoluron	mg/kg	-	-	-	-	-	-	-	-	-
	Chlorovifos	mg/kg	0.002	-	-	-	-	-	-	-	-
	Chlorpyrifos-methyl	mg/kg	0.002	-	-	-	-	-	-	-	-
	Cyanazine	mg/kg	-	-	-	-	-	-	-	-	-
d-BHC	mg/kg	0.002	-	-	-	-	-	-	-	-	
DDD	mg/kg	0.005	-	-	-	-	-	-	-	-	
DDT	mg/kg	0.005	-	-	-	-	-	-	-	-	
Chlorothalonil	mg/kg	0.002	-	-	-	-	-	-	-	-	
Diazinon	mg/kg	0.001	-	-	-	-	-	-	-	-	
Dicamba	mg/kg	-	-	-	-	-	-	-	-	-	
Dichlobenil	mg/kg	0.001	-	-	-	-	-	-	-	-	
cis-Permethrin	mg/kg	0.003	-	-	-	-	-	-	-	-	
Dichlorvos	mg/kg	0.002	16	-	-	-	-	-	-	-	
Diclofop	mg/kg	-	-	-	-	-	-	-	-	-	
Dieldrin	mg/kg	0.005	18	-	-	-	-	-	-	-	
Dimethoate	mg/kg	0.003	-	-	-	-	-	-	-	-	
Dinoseb	mg/kg	-	-	-	-	-	-	-	-	-	
Diuron	mg/kg	-	-	-	-	-	-	-	-	-	
Endosulfan I	mg/kg	0.001	1200	-	-	-	-	-	-	-	
Endosulfan II	mg/kg	0.01	-	-	-	-	-	-	-	-	
Endosulfan sulphate	mg/kg	0.005	-	-	-	-	-	-	-	-	
Endrin	mg/kg	0.003	-	-	-	-	-	-	-	-	
Endrin ketone	mg/kg	0.03	-	-	-	-	-	-	-	-	
Ethion	mg/kg	0.003	-	-	-	-	-	-	-	-	
Fenitrothion	mg/kg	0.005	-	-	-	-	-	-	-	-	
Fenthion	mg/kg	0.01	-	-	-	-	-	-	-	-	
Fluroxypyr	mg/kg	0.1	-	-	-	-	-	-	-	-	

Field ID	Location Code	Sample Depth	Range	Matrix Description											
				BH08018-X-16.50-ES-191212	BH08018-X-19.80-ES-191212	BH08018-X-24.05-ES-191218	BH08018-X-5.60-ES-191210	BH08019-X-0.10-ES-191120	BH08019-X-0.60-ES-191120	BH08019-X-22.24-ES-191209	BH08019-X-3.60-ES-191125	BH08019-X-5.60-ES-191125			
Sampled Date Time				12/12/2019	12/12/2019	18/12/2019	10/12/2019	20/11/2019	20/11/2019	09/12/2019	25/11/2019	25/11/2019			
C4SL Public Open Space (POS) Residential				LQM S4UL Public Open Space (POS) Residential - 1% SOM											
Chem Group	ChemName	output unit	EQL												
	o-BHC (Lindane)	mg/kg	0.001	8.2	-	-	-	-	-	-	-	-	-	-	-
	Heptachlor	mg/kg	0.003	-	-	-	-	-	-	-	-	-	-	-	-
	Isodrin	mg/kg	0.002	-	-	-	-	-	-	-	-	-	-	-	-
	Isoproturon	mg/kg	-	-	-	-	-	-	-	-	-	-	-	-	-
	Linuron	mg/kg	-	-	-	-	-	-	-	-	-	-	-	-	-
	Malathion	mg/kg	0.002	-	-	-	-	-	-	-	-	-	-	-	-
	2-Methyl-4-chlorophenoxyacetic acid	mg/kg	-	-	-	-	-	-	-	-	-	-	-	-	-
	2-Methyl-4-Chlorophenoxy Butanoic Acid	mg/kg	-	-	-	-	-	-	-	-	-	-	-	-	-
	Mecoprop	mg/kg	-	-	-	-	-	-	-	-	-	-	-	-	-
	Methoxychlor	mg/kg	0.005	-	-	-	-	-	-	-	-	-	-	-	-
	Methyl carathion	mg/kg	0.01	-	-	-	-	-	-	-	-	-	-	-	-
	Mevinphos (Phosdrin)	mg/kg	0.002	-	-	-	-	-	-	-	-	-	-	-	-
	o,p-DDD	mg/kg	0.005	-	-	-	-	-	-	-	-	-	-	-	-
	o,p'-DDE	mg/kg	0.002	-	-	-	-	-	-	-	-	-	-	-	-
	o,p'-Methoxychlor	mg/kg	0.05	-	-	-	-	-	-	-	-	-	-	-	-
	Parathion	mg/kg	0.005	-	-	-	-	-	-	-	-	-	-	-	-
	Pendimethalin	mg/kg	0.01	-	-	-	-	-	-	-	-	-	-	-	-
	Permethrin	mg/kg	0.05	-	-	-	-	-	-	-	-	-	-	-	-
	Permethrin II	mg/kg	0.003	-	-	-	-	-	-	-	-	-	-	-	-
	Phorate	mg/kg	0.01	-	-	-	-	-	-	-	-	-	-	-	-
	Priniphos-methyl	mg/kg	0.002	-	-	-	-	-	-	-	-	-	-	-	-
	Priniphos-ethyl	mg/kg	0.002	-	-	-	-	-	-	-	-	-	-	-	-
	Prometon	mg/kg	0.05	-	-	-	-	-	-	-	-	-	-	-	-
	Prometryn	mg/kg	0.05	-	-	-	-	-	-	-	-	-	-	-	-
	Pronamide	mg/kg	0.002	-	-	-	-	-	-	-	-	-	-	-	-
	Propazine	mg/kg	0.05	-	-	-	-	-	-	-	-	-	-	-	-
	Propiconazole	mg/kg	-	-	-	-	-	-	-	-	-	-	-	-	-
	Propoxycarbazono-sodium	mg/kg	-	-	-	-	-	-	-	-	-	-	-	-	-
	Simazine	mg/kg	0.05	-	-	-	-	-	-	-	-	-	-	-	-
	Terbutryn	mg/kg	0.05	-	-	-	-	-	-	-	-	-	-	-	-
	Terbutylazine	mg/kg	0.05	-	-	-	-	-	-	-	-	-	-	-	-
	Phoxalone	mg/kg	0.005	-	-	-	-	-	-	-	-	-	-	-	-
	Phosphamidon	mg/kg	0.005	-	-	-	-	-	-	-	-	-	-	-	-
	Triadimefon	mg/kg	0.002	-	-	-	-	-	-	-	-	-	-	-	-
	Triallate	mg/kg	0.002	-	-	-	-	-	-	-	-	-	-	-	-
	Triclopyr	mg/kg	0.1	-	-	-	-	-	-	-	-	-	-	-	-
	Triclosan	mg/kg	-	-	-	-	-	-	-	-	-	-	-	-	-
	Trifluralin	mg/kg	0.01	-	-	-	-	-	-	-	-	-	-	-	-
	Tebuconazole	mg/kg	-	-	-	-	-	-	-	-	-	-	-	-	-
	Telodrin	mg/kg	0.05	-	-	-	-	-	-	-	-	-	-	-	-
	Triazophos	mg/kg	0.003	-	-	-	-	-	-	-	-	-	-	-	-
SVOC TIC	SVOC TICs - Detect	Detect	-	-	-	-	-	-	-	-	-	-	-	-	-
	Anthraquinone 9,10-	mg/kg	-	-	-	-	-	-	-	-	-	-	-	-	-
	SVOC Tentatively Identified Compounds	mg/kg	0.1	-	-	-	-	-	-	-	-	-	-	-	-
	Aniline	mg/kg	0.3	-	-	-	-	-	-	-	-	-	-	-	-
VOC TIC	VOC TICs - Detect	Detect	-	-	-	-	-	-	-	-	-	-	-	-	-
	VOC Tentatively Identified Compounds	mg/kg	0.05	-	-	-	-	-	-	-	-	-	-	-	-
	Freon 113	mg/kg	0.005	-	-	-	-	-	-	-	-	-	-	-	-
Other	Temperature	°C	-	-	-	-	-	-	-	-	-	-	-	-	-
	Conductivity @ 20°C	µS/cm	14	-	-	-	-	-	-	-	-	-	-	-	-
	% Stones <4mm	%	0	0	0	0	0	0	0	0	0	0	0	0	0
	Fraction of non-crushable material	%	0	0	0	0	0	0	0	0	0	0	0	0	0
	Moisture Content (dried @35°C)	%	-	-	-	-	-	-	-	-	-	-	-	-	-
	Moisture Content 105C	%	0.1	12.1	14.4	24	28.3	27.3	26.5	22.5	79.2	26.6			
	pH (Lab)	Units	1	9	8.8	8.7	7.8	7.8	8.6	9	7.5	9			
	Stone Content	%	0.1	3.4	4.8	0	0	0	0	0	0	0			
	Total Organic Carbon	%	0.02	0.08	0.18	0.22	0.62	2.39	0.72	0.33	>25	0.49			

**Env Stds Comments**  
 #1:GAC is only presented as speciated chromium. 7.7mg/kg is used for hexavalent. If hexavalent chromium (CVI) data is available, a value of 1,500mg/kg r  
 #2:C4SL for lead adopted  
 #3:GAC only presented as speciated mercury. 16mg/kg is used for elemental mercury. If the CSM indicates that elemental mercury is not a CoC and mercury  
 #4:Updated S4UL for nickel  
 #5:S4UL exceeds solubility saturation limit  
 #6:Criteria derived for Al<sup>3</sup>-C16-C35 split between Al<sup>3</sup>-C16-21 & Al<sup>3</sup>-C21-35. Requires summation of fractions to use Al<sup>3</sup>-C16-C35 criteria.  
 #7:Criteria presented is for p-xylene. A separate value is presented for o-xylene.  
 #8:S4UL based on a threshold protective of direct skin contact with phenol

**Legend**

8.2	Results exceeds GAC.
<50	Results MDL is greater than GAC.
NAD	No asbestos detected.
-	Determinand has not been tested for.

**Notes**  
 A range is given where a determinand has been analysed for by more than one method.



Chem Group	ChemName	output unit	EQL	Matrix Description										
				LQM S4UL Public Open Space (POS) Residential - 1% SOM										
				Field ID	Location Code	Sample Depth	Range	Sampled Date	Time	Time	Time	Time	Time	Time
				BH08020-X-0.10-ES-191120	BH08020-X-0.60-ES-191120	BH08020-X-9.40-ES-191209	BH08022-X-0.10-ES-200108	BH08022-X-1.00-ES-200108	BH08022-X-20.15-ES-200116	BH08022-X-3.00-ES-200108	BH08022-X-4.80-ES-200108	BH08022-X-6.20-ES-200108		
				0.1	0.6	9.4	0.1	1	20.15	3	4.8	6.2		
				20/11/2019	20/11/2019	09/12/2019	08/01/2020	08/01/2020	16/01/2020	08/01/2020	08/01/2020	08/01/2020		
				C4SL Public Open Space (POS) Residential										
TPH	>C6-C8	mg/kg	0.02	<0.2	<0.2	-	<0.2	<0.2	-	<0.2	-	-		
	>C6-C7	mg/kg	0.02	<0.2	<0.2	-	<0.2	<0.2	-	<0.2	-	-		
	>C7-C8	mg/kg	0.02	<0.2	<0.2	-	<0.2	<0.2	-	<0.2	-	-		
	>C6-C9	mg/kg	0.2	-	-	<0.2	-	-	<0.2	-	<0.2	<0.2		
	>C8-C10	mg/kg	0.02	<0.2	<0.2	-	<0.2	<0.2	-	<0.2	<0.2	<0.2		
	>C10-C12	mg/kg	0.02	-	-	-	<2	-	<2	-	<2	<2		
	>C12-C16	mg/kg	2	-	-	<2	-	-	<2	-	<2	<2		
	>C16-C21	mg/kg	2	-	-	<2	-	-	<2	-	<2	<2		
	>C21-C28	mg/kg	35	-	-	-	-	-	-	-	-	-		
	>C21-C35	mg/kg	4.38	-	-	6.71	-	-	<4.38	-	<4.38	<4.38		
	>C28-C35	mg/kg	35	-	-	-	-	-	-	-	-	-		
	>C31-C40	mg/kg	10	-	-	-	-	-	<10	-	<10	<10		
	>C35-C40	mg/kg	35	-	-	<10	-	-	<10	-	<10	<10		
	GRO >C5-10	mg/kg	0.02	-	-	-	-	-	-	-	-	-		
	TPH >C8-C40	mg/kg	10	-	-	<10.3	-	-	<10.2	-	<10.2	<10.2		
	EPH >C5-40	mg/kg	35	-	-	-	-	-	-	-	-	-		
	EPH >C10-40	mg/kg	35	-	-	-	-	-	-	-	-	-		
	GRO	mg/kg	0.2	<0.2	<0.2	-	<0.2	<0.2	-	<0.2	-	-		
	TPH by GC/ED (AR)	mg/kg	10	-	-	10.1	-	-	<10	-	<10	<10		
BTEX and MTE	Benzene	mg/kg	0.001	140	72	<0.001	<0.001	<0.001	<0.001	<0.001	<0.001	<0.001		
	Toluene	mg/kg	0.005	56000	56000	<0.005	<0.005	<0.005	<0.005	<0.005	<0.005	<0.005		
	Ethylbenzene	mg/kg	0.002	24000	24000	<0.002	<0.002	<0.002	<0.002	<0.002	<0.002	<0.002		
	Xylene (m & o)	mg/kg	0.004	41000	41000	<0.004	<0.004	<0.004	<0.004	<0.004	<0.004	<0.004		
	Xylene (p)	mg/kg	0.002	41000	41000	<0.002	<0.002	<0.002	<0.002	<0.002	<0.002	<0.002		
	Xylene Total	mg/kg	0.02	<0.03	<0.03	<0.03	<0.03	<0.03	<0.03	<0.03	<0.03	<0.03		
	MTE	mg/kg	0.001	-	-	-	-	-	-	-	-	-		
	Total BTEX	mg/kg	0.04	-	-	-	-	-	-	-	-	-		
VOC	Styrene	mg/kg	0.001	-	-	-	-	-	-	-	-	-		
	cis-1,3-dichloroethene	mg/kg	0.001	-	-	-	-	-	-	-	-	-		
	trans-1,3-dichloroethene	mg/kg	0.001	-	-	-	-	-	-	-	-	-		
	1,1,1,2-tetrachloroethane	mg/kg	0.001	1400	1400	-	-	-	-	-	-	-		
	1,1,1-trichloroethane	mg/kg	0.001	140000	140000	-	-	-	-	-	-	-		
	1,1,2,2-tetrachloroethane	mg/kg	0.001	1400	1400	-	-	-	-	-	-	-		
	1,1,2-trichloroethane	mg/kg	0.001	-	-	-	-	-	-	-	-	-		
	1,1-dichloroethane	mg/kg	0.001	-	-	-	-	-	-	-	-	-		
	1,1-dichloroethene	mg/kg	0.001	-	-	-	-	-	-	-	-	-		
	1,1-dichloroethene	mg/kg	0.001	-	-	-	-	-	-	-	-	-		
	1,2-dichloroethane	mg/kg	0.001	-	-	-	-	-	-	-	-	-		
	1,2-dichloroethene	mg/kg	0.001	-	-	-	-	-	-	-	-	-		
	1,2-dibromo-3-chloropropane	mg/kg	0.001	-	-	-	-	-	-	-	-	-		
	1,2-dibromoethane	mg/kg	0.001	-	-	-	-	-	-	-	-	-		
	1,2-dichloroethane	mg/kg	0.001	29	29	-	-	-	-	-	-	-		
	1,2-dichloroethene	mg/kg	0.001	-	-	-	-	-	-	-	-	-		
	1,3,5-trimethylbenzene	mg/kg	0.001	-	-	-	-	-	-	-	-	-		
	1,3-dichloropropane	mg/kg	0.001	-	-	-	-	-	-	-	-	-		
	2,2-dichloropropane	mg/kg	0.001	-	-	-	-	-	-	-	-	-		
	2-chlorotoluene	mg/kg	0.001	-	-	-	-	-	-	-	-	-		
	4-chlorotoluene	mg/kg	0.001	-	-	-	-	-	-	-	-	-		
	Bromobenzene	mg/kg	0.001	-	-	-	-	-	-	-	-	-		
	Bromochloromethane	mg/kg	0.001	-	-	-	-	-	-	-	-	-		
	Bromodichloromethane	mg/kg	0.001	-	-	-	-	-	-	-	-	-		
	Bromoform	mg/kg	0.001	-	-	-	-	-	-	-	-	-		
	Bromomethane	mg/kg	0.001	-	-	-	-	-	-	-	-	-		
	Carbon disulfide	mg/kg	0.007	11000	11000	-	-	-	-	-	-	-		
	Carbon tetrachloride	mg/kg	0.001	890	890	-	-	-	-	-	-	-		
	Chlorobromomethane	mg/kg	0.001	-	-	-	-	-	-	-	-	-		
	Chloroethane	mg/kg	0.002	-	-	-	-	-	-	-	-	-		
	Chloroform	mg/kg	0.001	2500	2500	-	-	-	-	-	-	-		
	Chloromethane	mg/kg	0.003	-	-	-	-	-	-	-	-	-		
	cis-1,2-dichloroethene	mg/kg	0.005	-	-	-	-	-	-	-	-	-		
	Dibromomethane	mg/kg	0.001	-	-	-	-	-	-	-	-	-		
	Dichlorodifluoromethane	mg/kg	0.001	-	-	-	-	-	-	-	-	-		
	Dichloromethane	mg/kg	0.01	-	-	-	-	-	-	-	-	-		
	Isopropylbenzene	mg/kg	0.001	-	-	-	-	-	-	-	-	-		
	m-butylbenzene	mg/kg	0.001	-	-	-	-	-	-	-	-	-		
	n-propylbenzene	mg/kg	0.001	-	-	-	-	-	-	-	-	-		
	p-isocrotyltoluene	mg/kg	0.001	-	-	-	-	-	-	-	-	-		
	sec-butylbenzene	mg/kg	0.001	-	-	-	-	-	-	-	-	-		
	Trichloroethene	mg/kg	0.001	120	120	-	-	-	-	-	-	-		
	tert-butylbenzene	mg/kg	0.001	-	-	-	-	-	-	-	-	-		
	Tetrachloroethene	mg/kg	0.003	1400	1400	-	-	-	-	-	-	-		
	trans-1,2-dichloroethene	mg/kg	0.001	-	-	-	-	-	-	-	-	-		
	Trichlorofluoromethane	mg/kg	0.001	-	-	-	-	-	-	-	-	-		
	Vinyl chloride	mg/kg	0.001	3.5	3.5	-	-	-	-	-	-	-		
	tert-Amyl methyl ether	mg/kg	0.01	-	-	-	-	-	-	-	-	-		
VOC/SVOC	1,2,3-trichlorobenzene	mg/kg	0.001	-	-	-	-	-	-	-	-	-		
	1,2,4-trichlorobenzene	mg/kg	0.003	-	-	-	-	-	-	-	-	-		
	1,2-dichlorobenzene	mg/kg	0.001	-	-	-	-	-	-	-	-	-		
	1,3,5-Trichlorobenzene	mg/kg	0.001	-	-	-	-	-	-	-	-	-		
	1,3-dichlorobenzene	mg/kg	0.001	-	-	-	-	-	-	-	-	-		
	1,4-dichlorobenzene	mg/kg	0.001	-	-	-	-	-	-	-	-	-		
	Chlorobenzene	mg/kg	0.001	11000	11000	-	-	-	-	-	-	-		
	Hexachlorobutadiene	mg/kg	0.002	25	25	-	-	-	-	-	-	-		

		Field ID	BH08020-X-0.10-ES-191120	BH08020-X-0.60-ES-191120	BH08020-X-9.40-ES-191209	BH08022-X-0.10-ES-200108	BH08022-X-1.00-ES-200108	BH08022-X-20.15-ES-200116	BH08022-X-3.00-ES-200108	BH08022-X-4.80-ES-200108	BH08022-X-6.20-ES-200108	
		Location Code	BH08020	BH08020	BH08020	BH08022	BH08022	BH08022	BH08022	BH08022	BH08022	
		Sample Depth Range	0.1	0.6	9.4	0.1	1	20.15	3	4.8	6.2	
		Sample Date	20/11/2019	20/11/2019	09/12/2019	08/01/2020	08/01/2020	16/01/2020	08/01/2020	08/01/2020	08/01/2020	
		Matrix Description	LQM S4UL Public Open Space (POS) Residential - 1% SOM									
		C4SL Public Open Space (POS) Residential										
Chem Group	ChemName	output unit	EQL									
SVOC	Benzyl alcohol	mg/kg	0.5	-	-	-	-	-	-	-	-	
	Diphenyl ether	mg/kg	0.1	-	-	-	-	-	-	-	-	
	4-bromophenyl phenyl ether	mg/kg	0.1	-	-	-	-	-	-	-	-	
	4-nitroaniline	mg/kg	0.1	-	-	-	-	-	-	-	-	
	4-nitrophenol	mg/kg	0.1	-	-	-	-	-	-	-	-	
	1,1-Biohexyl	mg/kg	0.1	-	-	-	-	-	-	-	-	
	1,2,3,4-tetrachlorobenzene	mg/kg	0.001	830	-	-	-	-	-	-	-	
	1-Methylnaphthalene	mg/kg	0.1	-	-	-	-	-	-	-	-	
	2,4,5-trichlorophenol	mg/kg	0.1	-	-	-	-	-	-	-	-	
	2,4,6-trichlorophenol	mg/kg	0.1	-	-	-	-	-	-	-	-	
	2,4-dichlorophenol	mg/kg	0.1	-	-	-	-	-	-	-	-	
	2,4-dimethylphenol	mg/kg	0.1	-	-	-	-	-	-	-	-	
	2,4-dinitrophenol	mg/kg	0.5	-	-	-	-	-	-	-	-	
	2,4-dinitrotoluene	mg/kg	0.1	-	-	-	-	-	-	-	-	
	2,6-dinitrotoluene	mg/kg	0.1	-	-	-	-	-	-	-	-	
	2-chloronaphthalene	mg/kg	0.1	-	-	-	-	-	-	-	-	
	2-chlorophenol	mg/kg	0.1	-	-	-	-	-	-	-	-	
	2-methylnaphthalene	mg/kg	0.1	-	-	-	-	-	-	-	-	
	2-methylphenol	mg/kg	0.1	-	-	-	-	-	-	-	-	
	2-nitroaniline	mg/kg	0.1	-	-	-	-	-	-	-	-	
	2-nitrophenol	mg/kg	0.1	-	-	-	-	-	-	-	-	
	3-nitroaniline	mg/kg	0.1	-	-	-	-	-	-	-	-	
	4,6-Dinitro-2-methylphenol	mg/kg	0.2	-	-	-	-	-	-	-	-	
	4-chloro-3-methylphenol	mg/kg	0.1	-	-	-	-	-	-	-	-	
	4-chloroaniline	mg/kg	0.1	-	-	-	-	-	-	-	-	
	4-chlorophenol	mg/kg	0.5	620	-	-	-	-	-	-	-	
	4-chlorophenyl phenyl ether	mg/kg	0.1	-	-	-	-	-	-	-	-	
	4-methylphenol	mg/kg	0.1	-	-	-	-	-	-	-	-	
	Azobenzene	mg/kg	0.1	-	-	-	-	-	-	-	-	
	Benzoic Acid	mg/kg	0.5	-	-	-	-	-	-	-	-	
	Bis(2-chlorophenyl) methane	mg/kg	0.1	-	-	-	-	-	-	-	-	
	Bis(2-chloroethyl) ether	mg/kg	0.1	-	-	-	-	-	-	-	-	
	Bis(2-chloroisopropyl) ether	mg/kg	0.1	-	-	-	-	-	-	-	-	
	Bis(2-ethylhexyl) phthalate	mg/kg	0.1	-	-	-	-	-	-	-	-	
	Butyl benzyl phthalate	mg/kg	0.1	-	-	-	-	-	-	-	-	
	Cabazole	mg/kg	0.1	-	-	-	-	-	-	-	-	
	Dibenzofuran	mg/kg	0.1	-	-	-	-	-	-	-	-	
	Diethylphthalate	mg/kg	0.1	-	-	-	-	-	-	-	-	
	Dimethyl phthalate	mg/kg	0.1	-	-	-	-	-	-	-	-	
	Di-n-butyl phthalate	mg/kg	0.1	-	-	-	-	-	-	-	-	
	Di-n-octyl phthalate	mg/kg	0.1	-	-	-	-	-	-	-	-	
	Hexachlorobenzene	mg/kg	0.002	16	-	-	-	-	-	-	-	
	Hexachlorocyclopentadiene	mg/kg	0.1	-	-	-	-	-	-	-	-	
	Hexachloroethane	mg/kg	0.1	-	-	-	-	-	-	-	-	
	Isophorone	mg/kg	0.1	-	-	-	-	-	-	-	-	
Nitrobenzene	mg/kg	0.1	-	-	-	-	-	-	-	-		
N-nitrosodipropylamine	mg/kg	0.1	-	-	-	-	-	-	-	-		
n-Nitrosodiphenylamine	mg/kg	0.1	-	-	-	-	-	-	-	-		
Pentachlorobenzene	mg/kg	0.001	100	-	-	-	-	-	-	-		
Pentachloronitrobenzene	mg/kg	0.05	-	-	-	-	-	-	-	-		
Pentachlorophenol	mg/kg	0.1	60	-	-	-	-	-	-	-		
PCB	PCB-110	mg/kg	-	-	-	-	-	-	-	-	-	
	PCB-128	mg/kg	-	-	-	-	-	-	-	-	-	
	PCB-141	mg/kg	-	-	-	-	-	-	-	-	-	
	PCB-149	mg/kg	-	-	-	-	-	-	-	-	-	
	PCB-151	mg/kg	-	-	-	-	-	-	-	-	-	
	PCB-158	mg/kg	-	-	-	-	-	-	-	-	-	
	PCB-170	mg/kg	-	-	-	-	-	-	-	-	-	
	PCB-18	mg/kg	-	-	-	-	-	-	-	-	-	
	PCB-183	mg/kg	-	-	-	-	-	-	-	-	-	
	PCB-187	mg/kg	-	-	-	-	-	-	-	-	-	
	PCB-194	mg/kg	-	-	-	-	-	-	-	-	-	
	PCB-31	mg/kg	-	-	-	-	-	-	-	-	-	
	PCB-44	mg/kg	-	-	-	-	-	-	-	-	-	
	PCB-49	mg/kg	-	-	-	-	-	-	-	-	-	
	2,2,4-tetrachloro-1,1-Biphenyl	mg/kg	-	-	-	-	-	-	-	-	-	
	2,3,4,4-tetrachloro-1,1-Biphenyl	mg/kg	-	-	-	-	-	-	-	-	-	
	Heptachlorobiphenyl, 2,3,3,4,4,5,5- (PCB 189)	mg/kg	0.003	-	-	-	-	-	-	<0.005	-	
	Hexachlorobiphenyl, 2,3,3,4,4,5- (PCB 156)	mg/kg	0.003	-	-	-	-	-	-	<0.005	-	
	Hexachlorobiphenyl, 2,3,3,4,4,5- (PCB 157)	mg/kg	0.003	-	-	-	-	-	-	<0.005	-	
	Hexachlorobiphenyl, 2,3,4,4,5,5- (PCB 167)	mg/kg	0.003	-	-	-	-	-	-	<0.005	-	
	Hexachlorobiphenyl, 3,3,4,4,5,5- (PCB 169)	mg/kg	0.003	-	-	-	-	-	-	<0.005	-	
	PCB 101	mg/kg	0.003	-	-	-	-	-	-	<0.005	-	
	PCB 118	mg/kg	0.003	-	-	-	-	-	-	<0.005	-	
	PCB 138	mg/kg	0.003	-	-	-	-	-	-	<0.005	-	
	PCB 153	mg/kg	0.003	-	-	-	-	-	-	<0.005	-	
	PCB 180	mg/kg	0.003	-	-	-	-	-	-	<0.005	-	
	PCB 28	mg/kg	0.003	-	-	-	-	-	-	<0.005	-	
PCB 52	mg/kg	0.003	-	-	-	-	-	-	<0.005	-		
Pentachlorobiphenyl, 2,3,3,4,4- (PCB 105)	mg/kg	0.003	-	-	-	-	-	-	<0.005	-		
Pentachlorobiphenyl, 2,3,4,4,5- (PCB 114)	mg/kg	0.003	-	-	-	-	-	-	<0.005	-		
Pentachlorobiphenyl, 2,3,4,4,5- (PCB 123)	mg/kg	0.003	-	-	-	-	-	-	<0.005	-		
Pentachlorobiphenyl, 3,3,4,4,5- (PCB 126)	mg/kg	0.003	-	-	-	-	-	-	<0.005	-		
Tetrachlorobiphenyl, 3,3,4,4- (PCB 77)	mg/kg	0.003	-	-	-	-	-	-	<0.005	-		
Tetrachlorobiphenyl, 3,4,4,5- (PCB 81)	mg/kg	0.003	-	-	-	-	-	-	<0.005	-		
Total PCB 7 congeners	mg/kg	0.021	-	-	-	-	-	-	-	-		
Total PCB WHO 12	mg/kg	0.036	-	-	-	-	-	-	-	-		





		Field ID	BH08020-X-0.10-ES-191120	BH08020-X-0.60-ES-191120	BH08020-X-9.40-ES-191209	BH08022-X-0.10-ES-200108	BH08022-X-1.00-ES-200108	BH08022-X-20.15-ES-200116	BH08022-X-3.00-ES-200108	BH08022-X-4.80-ES-200108	BH08022-X-6.20-ES-200108	
		Location Code	BH08020	BH08020	BH08020	BH08022	BH08022	BH08022	BH08022	BH08022	BH08022	
		Sample Depth Range	0.1	0.6	9.4	0.1	1	20.15	3	4.8	6.2	
		Sample Date Time	20/11/2019	20/11/2019	09/12/2019	08/01/2020	08/01/2020	16/01/2020	08/01/2020	08/01/2020	08/01/2020	
		Matrix Description	LQM S4UL Public Open Space (POS) Residential - 1% SOM									
		C4SL Public Open Space (POS) Residential										
Chem Group	ChemName	output unit	EQL									
	α-BHC (Lindane)	mg/kg	0.001	-	-	-	-	-	-	-	-	
	Heptachlor	mg/kg	0.003	-	-	-	-	-	-	-	-	
	Isodrin	mg/kg	0.002	-	-	-	-	-	-	-	-	
	Isoproturon	mg/kg	-	-	-	-	-	-	-	-	-	
	Linuron	mg/kg	-	-	-	-	-	-	-	-	-	
	Malathion	mg/kg	0.002	-	-	-	-	-	-	-	-	
	2-Methyl-4-chlorophenoxyacetic acid	mg/kg	-	-	-	-	-	-	-	-	-	
	2-Methyl-4-Chlorophenoxy Butanoic Acid	mg/kg	-	-	-	-	-	-	-	-	-	
	Mecoprop	mg/kg	-	-	-	-	-	-	-	-	-	
	Methoxychlor	mg/kg	0.005	-	-	-	-	-	-	-	-	
	Methyl carathion	mg/kg	0.01	-	-	-	-	-	-	-	-	
	Mevinphos (Phosdrin)	mg/kg	0.002	-	-	-	-	-	-	-	-	
	o,p-DDD	mg/kg	0.005	-	-	-	-	-	-	-	-	
	o,p'-DDE	mg/kg	0.002	-	-	-	-	-	-	-	-	
	o,p'-Methoxychlor	mg/kg	0.05	-	-	-	-	-	-	-	-	
	Parathion	mg/kg	0.005	-	-	-	-	-	-	-	-	
	Pendimethalin	mg/kg	0.01	-	-	-	-	-	-	-	-	
	Permethrin	mg/kg	0.05	-	-	-	-	-	-	-	-	
	Permethrin II	mg/kg	0.003	-	-	-	-	-	-	-	-	
	Phorate	mg/kg	0.01	-	-	-	-	-	-	-	-	
	Priniphos-methyl	mg/kg	0.002	-	-	-	-	-	-	-	-	
	Priniphos-ethyl	mg/kg	0.002	-	-	-	-	-	-	-	-	
	Prometon	mg/kg	0.05	-	-	-	-	-	-	-	-	
	Prometryn	mg/kg	0.05	-	-	-	-	-	-	-	-	
	Pronamide	mg/kg	0.002	-	-	-	-	-	-	-	-	
	Propazine	mg/kg	0.05	-	-	-	-	-	-	-	-	
	Propiconazole	mg/kg	-	-	-	-	-	-	-	-	-	
	Propoxycarbazone-sodium	mg/kg	-	-	-	-	-	-	-	-	-	
	Simazine	mg/kg	0.05	-	-	-	-	-	-	-	-	
	Terbutryn	mg/kg	0.05	-	-	-	-	-	-	-	-	
	Terbutylazine	mg/kg	0.05	-	-	-	-	-	-	-	-	
	Phoxalone	mg/kg	0.005	-	-	-	-	-	-	-	-	
	Phosphamidon	mg/kg	0.005	-	-	-	-	-	-	-	-	
	Triadimefon	mg/kg	0.002	-	-	-	-	-	-	-	-	
	Triallate	mg/kg	0.002	-	-	-	-	-	-	-	-	
	Triclopyr	mg/kg	0.1	-	-	-	-	-	-	-	-	
	Triclosan	mg/kg	-	-	-	-	-	-	-	-	-	
	Trifluralin	mg/kg	0.01	-	-	-	-	-	-	-	-	
	Tebuconazole	mg/kg	-	-	-	-	-	-	-	-	-	
	Telodrin	mg/kg	0.05	-	-	-	-	-	-	-	-	
	Triazophos	mg/kg	0.003	-	-	-	-	-	-	-	-	
SVOC TIC	SVOC TICs - Detect	Detect	-	-	-	-	-	-	-	-	-	
	Anthracene 9,10-	mg/kg	-	-	-	-	-	-	-	-	-	
	SVOC Tentatively Identified Compounds	mg/kg	0.1	-	-	-	-	-	-	-	-	
	Aniline	mg/kg	0.3	-	-	-	-	-	-	-	-	
VOC TIC	VOC TICs - Detect	Detect	-	-	-	-	-	-	-	-	-	
	VOC Tentatively Identified Compounds	mg/kg	0.05	-	-	-	-	-	-	-	-	
	Freon 113	mg/kg	0.005	-	-	-	-	-	-	-	-	
Other	Temperature	°C	-	-	-	-	-	-	-	-	-	
	Conductivity @ 20°C	µS/cm	14	-	-	-	-	-	-	-	-	
	% Stones <4mm	%	0	0	0	0	0	100	0	0	100	
	Fraction of non-crushable material	%	0	0	0	0	0	0	0	0	0	
	Moisture Content (dried @35°C)	%	-	-	-	-	-	-	-	-	-	
	Moisture Content 105C	%	0.1	31.5	28.7	24.3	30.8	36.2	24.2	75.5	24.3	
	pH (Lab)	pH Units	1	8	8.7	9	5.7	5.3	8.9	7.7	9.2	
	Stone Content	%	0.1	0	0	0	1.3	0	4.4	6.9	12	
	Total Organic Carbon	%	0.02	2.69	1.64	0.31	>25	1.21	0.18	3.51	0.2	

**Env Stds Comments**  
 #1:GAC is only presented as speciated chromium. 7.7mg/kg is used for hexavalent. If hexavalent chromium (CVI) data is available, a value of 1,500mg/kg r  
 #2:C4SL for lead adopted  
 #3:GAC only presented as speciated mercury. 16mg/kg is used for elemental mercury. If the CSM indicates that elemental mercury is not a CoC and mercury  
 #4:Updated S4UL for nickel  
 #5:S4UL exceeds solubility saturation limit  
 #6:Criteria derived for Al<sup>3</sup>-C16-C35 split between Al<sup>3</sup>-C16-21 & Al<sup>3</sup>-C21-35. Requires summation of fractions to use Al<sup>3</sup>-C16-C35 criteria.  
 #7:Criteria presented is for p-xylene. A separate value is presented for o-xylene.  
 #8:S4UL based on a threshold protective of direct skin contact with phenol

**Legend**

36.2	Results exceeds GAC.
<50	Results MDL is greater than GAC.
NAD	No asbestos detected.
-	Determinand has not been tested for.

**Notes**  
 A range is given where a determinand has been analysed for by more than one method.



Chem Group	ChemName	output unit	EQL	Matrix Description										
				LQM S4UL Public Open Space (POS) Residential - 1% SOM										
				Field ID	Location Code	Sample Depth	Range	Sampled Date	09/09/2019	10/09/2019	19/03/2020	19/03/2020	19/03/2020	19/03/2020
C4SL Public Open Space (POS) Residential				BH08023-X-0.10-ES-190909	BH08023-X-4.10-ES-190910	BH08023-X-10.00-ES-200319	BH08023-X-7.00-ES-200319	BH08023-X-8.00-ES-200319	BH08023-X-9.00-ES-200319	BH07038-X-3.00-ES-200213	BH07038-X-4.00-ES-200213	BH07038-X-5.00-ES-200213		
TPH	>C6-C8	mg/kg	0.02	<0.02	<0.02	<0.2	<0.2	<0.2	<0.2	<0.2	<0.2	<0.2	<0.2	<0.2
	>C6-C7	mg/kg	0.02	<0.02	<0.02	<0.2	<0.2	<0.2	<0.2	<0.2	<0.2	<0.2	<0.2	<0.2
	>C7-C8	mg/kg	0.02	<0.02	<0.02	<0.2	<0.2	<0.2	<0.2	<0.2	<0.2	<0.2	<0.2	<0.2
	>C8-C9	mg/kg	0.2	-	-	-	-	-	-	-	-	-	-	-
	>C9-C10	mg/kg	0.02	<0.02	<0.02	<0.2	<0.2	<0.2	<0.2	<0.2	<0.2	<0.2	<0.2	<0.2
	>C10-C12	mg/kg	0.02	<0.02	<0.02	<0.2	<0.2	<0.2	<0.2	<0.2	<0.2	<0.2	<0.2	<0.2
	>C12-C16	mg/kg	2	<35	<35	-	-	-	-	-	-	-	-	-
	>C16-C21	mg/kg	2	<35	<35	-	-	-	-	-	-	-	-	-
	>C21-C28	mg/kg	35	<35	<35	-	-	-	-	-	-	-	-	-
	>C21-C35	mg/kg	4.38	-	-	-	-	-	-	-	-	-	-	-
	>C28-C35	mg/kg	35	<35	<35	-	-	-	-	-	-	-	-	-
	>C31-C40	mg/kg	10	<35	<35	-	-	-	-	-	-	-	-	-
	>C35-C40	mg/kg	35	<35	<35	-	-	-	-	-	-	-	-	-
	GRO >C5-10	mg/kg	0.02	-	-	-	-	-	-	-	-	-	-	-
	TPH >C8-C40	mg/kg	10	-	-	-	-	-	-	-	-	-	-	-
	EPH >C5-40	mg/kg	35	<35	<35	-	-	-	-	-	-	-	-	-
	EPH >C10-40	mg/kg	35	<35	<35	-	-	-	-	-	-	-	-	-
	GRO	mg/kg	0.2	-	-	<0.2	<0.2	<0.2	<0.2	<0.2	<0.2	<0.2	<0.2	<0.2
	GRO >C5-12	mg/kg	0.1	<0.1	<0.1	-	-	-	-	-	-	-	-	-
	TPH by GC/ED (AR)	mg/kg	10	-	-	-	-	-	-	-	-	-	-	-
BTEX and MTBE	Benzene	mg/kg	0.001	140	72	<0.18	<0.009	<0.01	<0.01	<0.01	<0.01	<0.01	<0.01	<0.01
	Toluene	mg/kg	0.005		56000	<0.14	<0.007	<0.01	<0.01	<0.01	<0.01	<0.01	<0.01	<0.01
	Ethylbenzene	mg/kg	0.002		24000	<0.08	<0.004	<0.002	<0.002	<0.002	<0.002	<0.002	<0.002	<0.002
	Xylene (m & o)	mg/kg	0.004		41000	<0.2	<0.01	<0.004	<0.004	<0.004	<0.004	<0.004	<0.004	<0.004
	Xylene (o)	mg/kg	0.002		41000	<0.2	<0.01	<0.002	<0.002	<0.002	<0.002	<0.002	<0.002	<0.002
	Xylene Total	mg/kg	0.02			-	-	<0.03	<0.03	<0.03	<0.03	<0.03	<0.03	<0.03
	MTBE	mg/kg	0.001			<0.2	<0.01	<0.001	<0.001	<0.001	<0.001	<0.001	<0.001	<0.001
	Total BTEX	mg/kg	0.04			<0.8	<0.04	-	-	-	-	-	-	-
VOC	Styrene	mg/kg	0.001			-	-	<0.001	<0.001	<0.001	<0.001	<0.001	<0.001	<0.001
	cis-1,3-dichlorocyclohexane	mg/kg	0.001			-	-	<0.001	<0.001	<0.001	<0.001	<0.001	<0.001	<0.001
	trans-1,3-dichlorocyclohexane	mg/kg	0.001			-	-	<0.001	<0.001	<0.001	<0.001	<0.001	<0.001	<0.001
	1,1,1,2-tetrachloroethane	mg/kg	0.001	1400		-	-	<0.001	<0.001	<0.001	<0.001	<0.001	<0.001	<0.001
	1,1,1-trichloroethane	mg/kg	0.001	140000		-	-	<0.001	<0.001	<0.001	<0.001	<0.001	<0.001	<0.001
	1,1,2,2-tetrachloroethane	mg/kg	0.001	1400		-	-	<0.001	<0.001	<0.001	<0.001	<0.001	<0.001	<0.001
	1,1,2-dichloroethane	mg/kg	0.001			-	-	<0.001	<0.001	<0.001	<0.001	<0.001	<0.001	<0.001
	1,1-dichloroethane	mg/kg	0.001			-	-	<0.001	<0.001	<0.001	<0.001	<0.001	<0.001	<0.001
	1,1-dichloroethene	mg/kg	0.001			-	-	<0.001	<0.001	<0.001	<0.001	<0.001	<0.001	<0.001
	1,1-dichloroethene	mg/kg	0.001			-	-	<0.001	<0.001	<0.001	<0.001	<0.001	<0.001	<0.001
	1,2-dichloroethane	mg/kg	0.001			-	-	<0.001	<0.001	<0.001	<0.001	<0.001	<0.001	<0.001
	1,2-dichloroethene	mg/kg	0.001	29		-	-	<0.001	<0.001	<0.001	<0.001	<0.001	<0.001	<0.001
	1,2-dichloroethane	mg/kg	0.001			-	-	<0.001	<0.001	<0.001	<0.001	<0.001	<0.001	<0.001
	1,3,5-trimethylbenzene	mg/kg	0.001			-	-	<0.001	<0.001	<0.001	<0.001	<0.001	<0.001	<0.001
	1,3-dichloropropane	mg/kg	0.001			-	-	<0.001	<0.001	<0.001	<0.001	<0.001	<0.001	<0.001
	2,2-dichloropropane	mg/kg	0.001			-	-	<0.001	<0.001	<0.001	<0.001	<0.001	<0.001	<0.001
	2-chlorotoluene	mg/kg	0.001			-	-	<0.001	<0.001	<0.001	<0.001	<0.001	<0.001	<0.001
	4-chlorotoluene	mg/kg	0.001			-	-	<0.001	<0.001	<0.001	<0.001	<0.001	<0.001	<0.001
	Bromobenzene	mg/kg	0.001			-	-	<0.001	<0.001	<0.001	<0.001	<0.001	<0.001	<0.001
	Bromochloromethane	mg/kg	0.001			-	-	<0.001	<0.001	<0.001	<0.001	<0.001	<0.001	<0.001
	Bromodichloromethane	mg/kg	0.001			-	-	<0.001	<0.001	<0.001	<0.001	<0.001	<0.001	<0.001
	Bromoform	mg/kg	0.001			-	-	<0.001	<0.001	<0.001	<0.001	<0.001	<0.001	<0.001
	Bromomethane	mg/kg	0.001			-	-	<0.001	<0.001	<0.001	<0.001	<0.001	<0.001	<0.001
	Carbon disulfide	mg/kg	0.007	11000		-	-	-	-	-	-	-	-	-
	Carbon tetrachloride	mg/kg	0.001	890		-	-	<0.001	<0.001	<0.001	<0.001	<0.001	<0.001	<0.001
	Chlorobromomethane	mg/kg	0.001			-	-	<0.001	<0.001	<0.001	<0.001	<0.001	<0.001	<0.001
	Chloroethane	mg/kg	0.002			-	-	<0.002	<0.002	<0.002	<0.002	<0.002	<0.002	<0.002
	Chloroform	mg/kg	0.001	2500		-	-	<0.001	<0.001	<0.001	<0.001	<0.001	<0.001	<0.001
	Chloromethane	mg/kg	0.003			-	-	<0.003	<0.003	<0.003	<0.003	<0.003	<0.003	<0.003
	cis-1,2-dichloroethene	mg/kg	0.005			-	-	<0.005	<0.005	<0.005	<0.005	<0.005	<0.005	<0.005
	Dibromomethane	mg/kg	0.001			-	-	<0.001	<0.001	<0.001	<0.001	<0.001	<0.001	<0.001
	Dichlorodifluoromethane	mg/kg	0.001			-	-	<0.001	<0.001	<0.001	<0.001	<0.001	<0.001	<0.001
	Dichloromethane	mg/kg	0.01			-	-	-	-	-	-	-	-	-
	Isopropylbenzene	mg/kg	0.001			-	-	<0.001	<0.001	<0.001	<0.001	<0.001	<0.001	<0.001
	m-butylbenzene	mg/kg	0.001			-	-	<0.001	<0.001	<0.001	<0.001	<0.001	<0.001	<0.001
	n-propylbenzene	mg/kg	0.001			-	-	<0.001	<0.001	<0.001	<0.001	<0.001	<0.001	<0.001
	p-isocrotyltoluene	mg/kg	0.001			-	-	<0.001	<0.001	<0.001	<0.001	<0.001	<0.001	<0.001
	sec-butylbenzene	mg/kg	0.001			-	-	<0.001	<0.001	<0.001	<0.001	<0.001	<0.001	<0.001
	Trichloroethene	mg/kg	0.001	120		-	-	<0.001	<0.001	<0.001	<0.001	<0.001	<0.001	<0.001
	tert-butylbenzene	mg/kg	0.001			-	-	<0.001	<0.001	<0.001	<0.001	<0.001	<0.001	<0.001
	Tetrachloroethene	mg/kg	0.003	1400		-	-	<0.003	<0.003	<0.003	<0.003	<0.003	<0.003	<0.003
	trans-1,2-dichloroethene	mg/kg	0.001			-	-	<0.001	<0.001	<0.001	<0.001	<0.001	<0.001	<0.001
	Trichlorofluoromethane	mg/kg	0.001			-	-	<0.001	<0.001	<0.001	<0.001	<0.001	<0.001	<0.001
	Vinyl chloride	mg/kg	0.001	3.5		-	-	<0.001	<0.001	<0.001	<0.001	<0.001	<0.001	<0.001
	tert-Amyl methyl ether	mg/kg	0.01			-	-	-	-	-	-	-	-	-
VOC/SVOC	1,2,3-trichlorobenzene	mg/kg	0.001	1800		-	-	<0.003	<0.003	<0.003	<0.003	<0.003	<0.003	<0.003
	1,2,4-trichlorobenzene	mg/kg	0.003	15000		-	-	<0.003	<0.003	<0.003	<0.003	<0.003	<0.003	<0.003
	1,2-dichlorobenzene	mg/kg	0.001	90000		-	-	<0.001	<0.001	<0.001	<0.001	<0.001	<0.001	<0.001
	1,3,5-Trichlorobenzene	mg/kg	0.001	1700		-	-	-	-	-	-	-	-	-
	1,3-dichlorobenzene	mg/kg	0.001	300		-	-	<0.001	<0.001	<0.001	<0.001	<0.001	<0.001	<0.001
	1,4-dichlorobenzene	mg/kg	0.001	1700										



Chem Group	ChemName	output unit	EQL	Matrix Description													
				LQM S4UL Public Open Space (POS) Residential - 1% SOM													
				Field ID	Location Code	Sample Depth	Range	Sampled Date	Time	Sampled Date	Time	Sampled Date	Time	Sampled Date	Time	Sampled Date	Time
				BH08023-X-0.10-ES-190909	BH08023-X-4.10-ES-190910	BH08023-X-10.00-ES-200319	BH08023-X-7.00-ES-200319	BH08023-X-8.00-ES-200319	BH08023-X-9.00-ES-200319	BH07039-X-3.00-ES-200213	BH07039-X-4.00-ES-200213	BH07039-X-5.00-ES-200213					
				BH08023	BH08023	BH08023	BH08023	BH08023	BH08023	BH07039	BH07039	BH07039					
				0.1	4.1	10	7	8	9	3	4	5					
				09/09/2019	10/09/2019	19/03/2020	19/03/2020	19/03/2020	19/03/2020	13/02/2020	13/02/2020	13/02/2020					
Phenolics	Xenolene	mg/kg	0.0415	<0.015	<0.015	-	-	-	-	-	-	-	-	-	-	-	-
	Phenol Index	mg/kg	0.5	-	-	<0.5	<0.5	<0.5	<0.5	<0.5	<0.5	<0.5	<0.5	<0.5	<0.5	<0.5	<0.5
	3-84-methylphenol	mg/kg	0.1	-	-	<0.1	<0.1	<0.1	<0.1	<0.1	<0.1	<0.1	<0.1	<0.1	<0.1	<0.1	<0.1
	Cresol Total	mg/kg	0.01	<0.01	<0.01	-	-	-	-	-	-	-	-	-	-	-	-
	Phenol	mg/kg	0.01	0.0635	<0.01	<0.1	<0.1	<0.1	<0.1	<0.1	<0.1	<0.1	<0.1	<0.1	<0.1	<0.1	<0.1
	Phenols Monochydric	mg/kg	0.035	0.0635	<0.035	-	-	-	-	-	-	-	-	-	-	-	-
Organofins	Dibutyltin	mg/kg	-	-	-	-	-	-	-	-	-	-	-	-	-	-	-
	Monophenyltin	mg/kg	-	-	-	-	-	-	-	-	-	-	-	-	-	-	-
	Diphenyltin	mg/kg	-	-	-	-	-	-	-	-	-	-	-	-	-	-	-
	Monobutyltin	mg/kg	-	-	-	-	-	-	-	-	-	-	-	-	-	-	-
	Tetrabutyltin	mg/kg	-	-	-	-	-	-	-	-	-	-	-	-	-	-	-
	Tributyltin	mg/kg	0.001	-	-	<0.005	<0.005	<0.005	<0.005	<0.005	<0.005	<0.005	<0.005	<0.005	<0.005	<0.005	<0.005
	Triphenyltin	mg/kg	-	-	-	-	-	-	-	-	-	-	-	-	-	-	-
Pesticides	Ethionhos	mg/kg	0.002	-	-	-	-	-	-	-	-	-	-	-	-	-	-
	Hepatachlor epoxide	mg/kg	0.002	-	-	-	-	-	-	-	-	-	-	-	-	-	-
	Methachlorpos	mg/kg	0.002	-	-	-	-	-	-	-	-	-	-	-	-	-	-
	Propetamphos	mg/kg	0.002	-	-	-	-	-	-	-	-	-	-	-	-	-	-
	Simetryn	mg/kg	0.05	-	-	-	-	-	-	-	-	-	-	-	-	-	-
	Sodium Acifluorfen	mg/kg	-	-	-	-	-	-	-	-	-	-	-	-	-	-	-
	Tosazone	mg/kg	0.003	-	-	-	-	-	-	-	-	-	-	-	-	-	-
	2,4,5-TP (Silvex)	mg/kg	-	-	-	-	-	-	-	-	-	-	-	-	-	-	-
	Hedonal	mg/kg	-	-	-	-	-	-	-	-	-	-	-	-	-	-	-
	2,4-DDT	mg/kg	0.003	-	-	-	-	-	-	-	-	-	-	-	-	-	-
	2,4-Dichloroac	mg/kg	-	-	-	-	-	-	-	-	-	-	-	-	-	-	-
	4-(2,4-Dichlorophenoxy)butyric Acid (2,4-DB)	mg/kg	-	-	-	-	-	-	-	-	-	-	-	-	-	-	-
	4,4-DDE	mg/kg	0.005	-	-	-	-	-	-	-	-	-	-	-	-	-	-
	4-Chlorophenoxy acetic acid	mg/kg	-	-	-	-	-	-	-	-	-	-	-	-	-	-	-
	a-BHC	mg/kg	0.002	24	-	-	-	-	-	-	-	-	-	-	-	-	-
	Aldrin	mg/kg	0.002	18	-	-	-	-	-	-	-	-	-	-	-	-	-
	Ametryn	mg/kg	0.05	-	-	-	-	-	-	-	-	-	-	-	-	-	-
	Acetyl (hexnill)	mg/kg	-	-	-	-	-	-	-	-	-	-	-	-	-	-	-
	Atraton	mg/kg	0.05	-	-	-	-	-	-	-	-	-	-	-	-	-	-
	Atrazine	mg/kg	0.05	1200	-	-	-	-	-	-	-	-	-	-	-	-	-
	Azinophos methyl	mg/kg	0.005	-	-	-	-	-	-	-	-	-	-	-	-	-	-
	b-BHC	mg/kg	0.002	8.1	-	-	-	-	-	-	-	-	-	-	-	-	-
	Bentazone	mg/kg	0.1	-	-	-	-	-	-	-	-	-	-	-	-	-	-
	Bromoxnill	mg/kg	-	-	-	-	-	-	-	-	-	-	-	-	-	-	-
	Carboethiothion	mg/kg	0.003	-	-	-	-	-	-	-	-	-	-	-	-	-	-
	chlordan	mg/kg	0.002	-	-	-	-	-	-	-	-	-	-	-	-	-	-
	Chlordane (cis)	mg/kg	0.002	-	-	-	-	-	-	-	-	-	-	-	-	-	-
	Azinophos Ethyl	mg/kg	0.005	-	-	-	-	-	-	-	-	-	-	-	-	-	-
	Chlordane (trans)	mg/kg	0.05	-	-	-	-	-	-	-	-	-	-	-	-	-	-
	Chlorfenvinphos	mg/kg	0.003	-	-	-	-	-	-	-	-	-	-	-	-	-	-
	Chlorotoluron	mg/kg	-	-	-	-	-	-	-	-	-	-	-	-	-	-	-
	Chlorovifos	mg/kg	0.002	-	-	-	-	-	-	-	-	-	-	-	-	-	-
	Chlorpyrifos-methyl	mg/kg	0.002	-	-	-	-	-	-	-	-	-	-	-	-	-	-
	Cyanazine	mg/kg	-	-	-	-	-	-	-	-	-	-	-	-	-	-	-
	d-BHC	mg/kg	0.002	-	-	-	-	-	-	-	-	-	-	-	-	-	-
	DDD	mg/kg	0.005	-	-	-	-	-	-	-	-	-	-	-	-	-	-
	DDT	mg/kg	0.005	-	-	-	-	-	-	-	-	-	-	-	-	-	-
	Chlorfthalonil	mg/kg	0.002	-	-	-	-	-	-	-	-	-	-	-	-	-	-
	Diazinon	mg/kg	0.001	-	-	-	-	-	-	-	-	-	-	-	-	-	-
	Dicamba	mg/kg	-	-	-	-	-	-	-	-	-	-	-	-	-	-	-
	Dichlobenil	mg/kg	0.001	-	-	-	-	-	-	-	-	-	-	-	-	-	-
	cis-Permethrin	mg/kg	0.003	-	-	-	-	-	-	-	-	-	-	-	-	-	-
	Dichlorvos	mg/kg	0.002	16	-	-	-	-	-	-	-	-	-	-	-	-	-
	Diclofop	mg/kg	0.005	18	-	-	-	-	-	-	-	-	-	-	-	-	-
	Dieldrin	mg/kg	0.003	-	-	-	-	-	-	-	-	-	-	-	-	-	-
	Dimethoate	mg/kg	0.003	-	-	-	-	-	-	-	-	-	-	-	-	-	-
	Dinoseb	mg/kg	-	-	-	-	-	-	-	-	-	-	-	-	-	-	-
	Diuron	mg/kg	-	-	-	-	-	-	-	-	-	-	-	-	-	-	-
	Endosulfan I	mg/kg	0.001	1200	-	-	-	-	-	-	-	-	-	-	-	-	-
	Endosulfan II	mg/kg	0.01	-	-	-	-	-	-	-	-	-	-	-	-	-	-
	Endosulfan sulphate	mg/kg	0.005	-	-	-	-	-	-	-	-	-	-	-	-	-	-
	Endrin	mg/kg	0.003	-	-	-	-	-	-	-	-	-	-	-	-	-	-
	Endrin ketone	mg/kg	0.03	-	-	-	-	-	-	-	-	-	-	-	-	-	-
	Ethion	mg/kg	0.003	-	-	-	-	-	-	-	-	-	-	-	-	-	-
	Fenitrothion	mg/kg	0.005	-	-	-	-	-	-	-	-	-	-	-	-	-	-
	Fenithion	mg/kg	0.01	-	-	-	-	-	-	-	-	-	-	-	-	-	-
	Fluroxypyr	mg/kg	0.1	-	-	-	-	-	-	-	-	-	-	-	-	-	-

		Field ID	BH08023-X-0.10-ES-190909	BH08023-X-4.10-ES-190910	BH08023-X-10.00-ES-200319	BH08023-X-7.00-ES-200319	BH08023-X-8.00-ES-200319	BH08023-X-9.00-ES-200319	BH07039-X-3.00-ES-200213	BH07039-X-4.00-ES-200213	BH07039-X-5.00-ES-200213	
		Location Code	BH08023	BH08023	BH08023	BH08023	BH08023	BH08023	BH07039	BH07039	BH07039	
		Sample Depth Range	0.1	4.1	10	7	8	9	3	4	5	
		Sample Date	09/09/2019	10/09/2019	19/03/2020	19/03/2020	19/03/2020	19/03/2020	13/02/2020	13/02/2020	13/02/2020	
		Matrix Description	LQM S4UL Public Open Space (POS) Residential - 1% SOM									
		C4SL Public Open Space (POS) Residential										
Chem Group	ChemName	output unit	EQL									
	g-BHC (Lindane)	mg/kg	0.001	-	-	-	-	-	-	-	-	
	Heptachlor	mg/kg	0.003	-	-	-	-	-	-	-	-	
	Isodrin	mg/kg	0.002	-	-	-	-	-	-	-	-	
	Isoproturon	mg/kg	-	-	-	-	-	-	-	-	-	
	Linuron	mg/kg	-	-	-	-	-	-	-	-	-	
	Malathion	mg/kg	0.002	-	-	-	-	-	-	-	-	
	2-Methyl-4-chlorophenoxyacetic acid	mg/kg	-	-	-	-	-	-	-	-	-	
	2-Methyl-4-Chlorophenoxy Butanoic Acid	mg/kg	-	-	-	-	-	-	-	-	-	
	Mecoprop	mg/kg	-	-	-	-	-	-	-	-	-	
	Methoxychlor	mg/kg	0.005	-	-	-	-	-	-	-	-	
	Methyl carathion	mg/kg	0.01	-	-	-	-	-	-	-	-	
	Mevinphos (Phosdrin)	mg/kg	0.002	-	-	-	-	-	-	-	-	
	o,p-DDD	mg/kg	0.005	-	-	-	-	-	-	-	-	
	o,p'-DDE	mg/kg	0.002	-	-	-	-	-	-	-	-	
	o,p'-Methoxychlor	mg/kg	0.05	-	-	-	-	-	-	-	-	
	Parathion	mg/kg	0.005	-	-	-	-	-	-	-	-	
	Pendimethalin	mg/kg	0.01	-	-	-	-	-	-	-	-	
	Permethrin	mg/kg	0.05	-	-	-	-	-	-	-	-	
	Permethrin II	mg/kg	0.003	-	-	-	-	-	-	-	-	
	Phorate	mg/kg	0.01	-	-	-	-	-	-	-	-	
	Priniphos-methyl	mg/kg	0.002	-	-	-	-	-	-	-	-	
	Priniphos-ethyl	mg/kg	0.002	-	-	-	-	-	-	-	-	
	Prometon	mg/kg	0.05	-	-	-	-	-	-	-	-	
	Prometryn	mg/kg	0.05	-	-	-	-	-	-	-	-	
	Pronamide	mg/kg	0.002	-	-	-	-	-	-	-	-	
	Propazine	mg/kg	0.05	-	-	-	-	-	-	-	-	
	Propiconazole	mg/kg	-	-	-	-	-	-	-	-	-	
	Propoxycarbazono-sodium	mg/kg	-	-	-	-	-	-	-	-	-	
	Simazine	mg/kg	0.05	-	-	-	-	-	-	-	-	
	Terbutryn	mg/kg	0.05	-	-	-	-	-	-	-	-	
	Terbutylazine	mg/kg	0.05	-	-	-	-	-	-	-	-	
	Phosalone	mg/kg	0.005	-	-	-	-	-	-	-	-	
	Phosphamidon	mg/kg	0.005	-	-	-	-	-	-	-	-	
	Triadimefon	mg/kg	0.002	-	-	-	-	-	-	-	-	
	Triallate	mg/kg	0.002	-	-	-	-	-	-	-	-	
	Triclopyr	mg/kg	0.1	-	-	-	-	-	-	-	-	
	Triclosan	mg/kg	-	-	-	-	-	-	-	-	-	
	Trifluralin	mg/kg	0.01	-	-	-	-	-	-	-	-	
	Tebuconazole	mg/kg	-	-	-	-	-	-	-	-	-	
	Telodrin	mg/kg	0.05	-	-	-	-	-	-	-	-	
	Triazophos	mg/kg	0.003	-	-	-	-	-	-	-	-	
SVOC TIC	SVOC TICs - Detect	Detect	-	-	-	-	-	-	-	-	-	
	Anthraquinone 9,10-	mg/kg	-	-	-	-	-	-	-	-	-	
	SVOC Tentatively Identified Compounds	mg/kg	0.1	-	-	-	-	-	-	-	-	
	Aniline	mg/kg	0.3	-	-	-	-	-	-	-	-	
VOC TIC	VOC TICs - Detect	Detect	-	-	-	-	-	-	-	-	-	
	VOC Tentatively Identified Compounds	mg/kg	0.05	-	-	-	-	-	-	-	-	
	Freon 113	mg/kg	0.005	-	-	-	-	-	-	-	-	
Other	Temperature	°C	19.2	20.7	-	-	-	-	-	-	-	
	Conductivity @ 20°C	µS/cm	14	397 - 415	544 - 583	-	-	-	-	-	-	
	% Stones >4mm	%	-	-	0	0	0	0	0	0	29.4	
	Fraction of non-crushable material	%	-	-	0	0	0	0	0	0	0	
	Moisture Content (dried @35°C)	%	-	21	1.6	29.4	35.4	28.9	31.4	24.1	29	
	Moisture Content 105C	%	-	-	-	8.9	8.4	9	9	10	7.7	
	pH (Lab)	pH Units	-	8.25 - 8.74	8.16 - 8.88	-	-	-	-	-	-	
	Stone Content	%	0.1	-	0	0	0	0	5.7	8.4	3.8	
	Total Organic Carbon	%	0.02	1.89	0.252	0.24	0.23	0.25	0.33	1.18	0.8	

**Env Stds Comments**  
 #1:GAC is only presented as speciated chromium. 7.7mg/kg is used for hexavalent. If hexavalent chromium (CVI) data is available, a value of 1,500mg/kg r  
 #2:C4SL for lead adopted  
 #3:GAC only presented as speciated mercury. 16mg/kg is used for elemental mercury. If the CSM indicates that elemental mercury is not a CoC and mercury  
 #4:Updated S4UL for nickel  
 #5:S4UL exceeds solubility saturation limit  
 #6:Criteria derived for Al<sup>3</sup>-C16-C35 split between Al<sup>3</sup>-C16-21 & Al<sup>3</sup>-C21-35. Requires summation of fractions to use Al<sup>3</sup>-C16-C35 criteria.  
 #7:Criteria presented is for p-xylene. A separate value is presented for o-xylene.  
 #8:S4UL based on a threshold protective of direct skin contact with phenol

Legend	
38.2	Results exceeds GAC.
<50	Results MDL is greater than GAC.
NAD	No asbestos detected.
-	Determinand has not been tested for.

**Notes**  
 A range is given where a determinand has been analysed for by more than one method.



		Field ID	BH07038-X-6.00-ES-200213	BH07039-X-7.00-ES-200213	BH07039-X-8.00-ES-200213	BH07039-X-9.00-ES-200213	CT06006-X-0.05-ES-191025	CT06006-X-0.50-ES-191025	CT06006-X-0.80-ES-191025	CT07001-X-0.00-ES-200123	CT07001-X-1.00-ES-200123	
		Location Code	BH07039	BH07039	BH07039	BH07039	CT06006	CT06006	CT06006	CT07001	CT07001	
		Sample Depth Range	6	7	8	9	0.05	0.5	0.8	0	1	
		Sample Date	13/02/2020	13/02/2020	13/02/2020	13/02/2020	25/10/2019	25/10/2019	25/10/2019	23/01/2020	23/01/2020	
		Matrix Description	LQM S4UL Public Open Space (POS) Residential - 1% SOM									
		Chem Group	ChemName	output unit	EQ1	C4SL Public Open Space (POS) Residential						
TPH	>C6-C8	mg/kg	0.02	<0.2	<0.2	<0.2	<0.2	<0.2	<0.2	<0.2	-	
	>C6-C7	mg/kg	0.02	<0.2	<0.2	<0.2	<0.2	<0.2	<0.2	<0.2	-	
	>C7-C8	mg/kg	0.02	<0.2	<0.2	<0.2	<0.2	<0.2	<0.2	<0.2	-	
	>C6-C9	mg/kg	0.2	<0.2	<0.2	<0.2	<0.2	<0.2	<0.2	<0.2	<0.2	
	>C8-C10	mg/kg	0.02	<0.2	<0.2	<0.2	<0.2	<0.2	<0.2	<0.2	<0.2	
	>C10-C12	mg/kg	0.02	-	-	-	-	-	-	-	<2	
	>C12-C16	mg/kg	2	-	-	-	-	-	-	-	<2	
	>C16-C21	mg/kg	2	-	-	-	-	-	-	-	5.38	
	>C21-C28	mg/kg	35	-	-	-	-	-	-	-	14.6	
	>C21-C35	mg/kg	4.38	-	-	-	-	-	-	-	17.3	
	>C28-C35	mg/kg	35	-	-	-	-	-	-	-	<4.38	
	>C31-C40	mg/kg	10	-	-	-	-	-	-	-	24.2	
	>C35-C40	mg/kg	35	-	-	-	-	-	-	-	<10	
	GRO >C5-10	mg/kg	0.02	-	-	-	-	-	-	-	-	
	TPH >C8-C40	mg/kg	10	-	-	-	-	-	-	-	<31.1	
	EPH >C5-40	mg/kg	35	-	-	-	-	-	-	-	35	
	EPH >C10-40	mg/kg	35	-	-	-	-	-	-	-	-	
	GRO	mg/kg	0.2	<0.2	0.2	<0.2	<0.2	<0.2	<0.2	<0.2	<0.2	-
	TPH by GC/ED (AR)	mg/kg	10	-	-	-	-	-	-	-	-	30.0
	BTEX and MTBE	Benzene	mg/kg	0.001	140	72	<0.01 - 0.002	<0.01 - 0.005	<0.01 - 0.002	<0.001	<0.001	<0.01
Toluene		mg/kg	0.005	56000	56000	<0.005	<0.005	<0.005	<0.005	<0.005	<0.01	
Ethylbenzene		mg/kg	0.002	24000	24000	<0.01	<0.01	<0.01	<0.01	<0.01	<0.002	
Xylene (m & o)		mg/kg	0.004	41000	41000	<0.004	0.005	<0.004	<0.004	<0.004	<0.004	
Xylene (o)		mg/kg	0.002	41000	41000	<0.002	0.005	<0.002	<0.002	<0.002	<0.002	
Xylene Total		mg/kg	0.02	41000	41000	<0.03	<0.03	<0.03	<0.03	<0.03	<0.03	
MTBE		mg/kg	0.001	-	-	-	-	-	-	-	<0.001	
Total BTEX	mg/kg	0.04	-	-	-	-	-	-	-	<0.001		
VOC	Styrene	mg/kg	0.001	-	-	-	-	-	-	<0.001	-	
	cis-1,3-dichloroethene	mg/kg	0.001	-	-	-	-	-	-	<0.001	-	
	trans-1,3-dichloroethene	mg/kg	0.001	-	-	-	-	-	-	<0.001	-	
	1,1,1,2-tetrachloroethane	mg/kg	0.001	1400	1400	-	-	-	-	<0.001	-	
	1,1,1-trichloroethane	mg/kg	0.001	140000	140000	-	-	-	-	<0.001	-	
	1,1,2,2-tetrachloroethane	mg/kg	0.001	1400	1400	-	-	-	-	<0.001	-	
	1,1,2-dichloroethane	mg/kg	0.001	-	-	-	-	-	-	<0.001	-	
	1,1-dichloroethane	mg/kg	0.001	-	-	-	-	-	-	<0.001	-	
	1,1-dichloroethene	mg/kg	0.001	-	-	-	-	-	-	<0.001	-	
	1,1-dichloroethene	mg/kg	0.001	-	-	-	-	-	-	<0.001	-	
	1,2,3-trichloroethane	mg/kg	0.001	-	-	-	-	-	-	<0.001	-	
	1,2,4-trimethylbenzene	mg/kg	0.001	-	-	-	-	-	-	<0.001	-	
	1,2-dibromo-3-chloropropane	mg/kg	0.001	-	-	-	-	-	-	<0.001	-	
	1,2-dibromoethane	mg/kg	0.001	-	-	-	-	-	-	<0.001	-	
	1,2-dichloroethane	mg/kg	0.001	29	29	-	-	-	-	<0.001	-	
	1,2-dichloroethene	mg/kg	0.001	-	-	-	-	-	-	<0.001	-	
	1,3,5-trimethylbenzene	mg/kg	0.001	-	-	-	-	-	-	<0.001	-	
	1,3-dichloropropane	mg/kg	0.001	-	-	-	-	-	-	<0.001	-	
	2,2-dichloropropane	mg/kg	0.001	-	-	-	-	-	-	<0.001	-	
	2-chlorotoluene	mg/kg	0.001	-	-	-	-	-	-	<0.001	-	
	4-chlorotoluene	mg/kg	0.001	-	-	-	-	-	-	<0.001	-	
	Bromobenzene	mg/kg	0.001	-	-	-	-	-	-	<0.001	-	
	Bromochloromethane	mg/kg	0.001	-	-	-	-	-	-	<0.001	-	
	Bromodichloromethane	mg/kg	0.001	-	-	-	-	-	-	<0.001	-	
	Bromoform	mg/kg	0.001	-	-	-	-	-	-	<0.001	-	
	Bromomethane	mg/kg	0.001	-	-	-	-	-	-	<0.001	-	
	Carbon disulfide	mg/kg	0.007	11000	11000	-	-	-	-	<0.001	-	
	Carbon tetrachloride	mg/kg	0.001	890	890	-	-	-	-	<0.001	-	
	Chlorobromomethane	mg/kg	0.001	-	-	-	-	-	-	<0.001	-	
	Chloroethane	mg/kg	0.002	-	-	-	-	-	-	<0.002	-	
	Chloroform	mg/kg	0.001	2500	2500	-	-	-	-	<0.001	-	
	Chloromethane	mg/kg	0.003	-	-	-	-	-	-	<0.003	-	
	cis-1,2-dichloroethene	mg/kg	0.005	-	-	-	-	-	-	<0.005	-	
	Dibromomethane	mg/kg	0.001	-	-	-	-	-	-	<0.001	-	
	Dichlorodifluoromethane	mg/kg	0.001	-	-	-	-	-	-	<0.001	-	
	Dichloromethane	mg/kg	0.01	-	-	-	-	-	-	<0.01	-	
	Isopropylbenzene	mg/kg	0.001	-	-	-	-	-	-	<0.001	-	
	m-butylbenzene	mg/kg	0.001	-	-	-	-	-	-	<0.001	-	
	n-propylbenzene	mg/kg	0.001	-	-	-	-	-	-	<0.001	-	
	p-isocrotyltoluene	mg/kg	0.001	-	-	-	-	-	-	<0.001	-	
sec-butylbenzene	mg/kg	0.001	-	-	-	-	-	-	<0.001	-		
Trichloroethene	mg/kg	0.001	120	120	-	-	-	-	<0.001	-		
tert-butylbenzene	mg/kg	0.001	-	-	-	-	-	-	<0.001	-		
Tetrachloroethene	mg/kg	0.003	1400	1400	-	-	-	-	<0.003	-		
trans-1,2-dichloroethene	mg/kg	0.001	-	-	-	-	-	-	<0.001	-		
Trichloromethane	mg/kg	0.001	-	-	-	-	-	-	<0.001	-		
Vinyl chloride	mg/kg	0.001	3.5	3.5	-	-	-	-	<0.001	-		
tert-Amyl methyl ether	mg/kg	0.01	-	-	-	-	-	-	<0.01	-		
VOC/SVOC	1,2,3-trichlorobenzene	mg/kg	0.001	1800	1800	-	-	-	-	<0.003	-	
	1,2,4-trichlorobenzene	mg/kg	0.003	15000	15000	-	-	-	-	<0.003	-	
	1,2-dichlorobenzene	mg/kg	0.001	90000	90000	-	-	-	-	<0.001	-	
	1,3,5-Trichlorobenzene	mg/kg	0.001	1700	1700	-	-	-	-	<0.001	-	
	1,3-dichlorobenzene	mg/kg	0.001	300	300	-	-	-	-	<0.001	-	
	1,4-dichlorobenzene	mg/kg	0.001	17000	17000	-	-	-	-	<0.001	-	
	Chlorobenzene	mg/kg	0.001	11000	11000	-	-	-	-	<0.001	-	
Hexachlorobutadiene	mg/kg	0.002	25	25	-	-	-	-	<0.002	-		



		Field ID	BH07038-X-6.00-ES-200213	BH07039-X-7.00-ES-200213	BH07039-X-8.00-ES-200213	BH07039-X-9.00-ES-200213	CT06006-X-0.05-ES-191025	CT06006-X-0.50-ES-191025	CT06006-X-0.80-ES-191025	CT07001-X-0.00-ES-200123	CT07001-X-1.00-ES-200123
		Location Code	BH07039	BH07039	BH07039	BH07039	CT06006	CT06006	CT06006	CT07001	CT07001
		Sample Depth Range	6	7	8	9	0.05	0.5	0.8	0	1
		Sample Date	13/02/2020	13/02/2020	13/02/2020	13/02/2020	25/10/2019	25/10/2019	25/10/2019	23/01/2020	23/01/2020
		Matrix Description	LQM S4UL Public Open Space (POS) Residential - 1% SOM								
Chem Group	ChemName	output unit	EQ1	C4SL Public Open Space (POS) Residential							
SVOC	Benzyl alcohol	mg/kg	0.5	-	-	-	-	-	-	<0.5	-
	Diphenyl ether	mg/kg	0.1	-	-	-	-	-	-	<0.1	-
	4-bromophenyl phenyl ether	mg/kg	0.1	-	-	-	-	-	-	<0.1	-
	4-nitroaniline	mg/kg	0.1	-	-	-	-	-	-	<0.6	-
	4-nitrophenol	mg/kg	0.1	-	-	-	-	-	-	<0.5	-
	1,1-Biohenyl	mg/kg	0.1	-	-	-	-	-	-	<0.1	-
	1,2,3,4-tetrachlorobenzene	mg/kg	0.001	830	-	-	-	-	-	-	-
	1-Methylnaphthalene	mg/kg	0.1	-	-	-	-	-	-	<0.1	-
	2,4,5-trichlorophenol	mg/kg	0.1	-	-	-	-	-	-	<0.1	-
	2,4,6-trichlorophenol	mg/kg	0.1	-	-	-	-	-	-	<0.1	-
	2,4-dichlorophenol	mg/kg	0.1	-	-	-	-	-	-	<0.1	-
	2,4-dimethylphenol	mg/kg	0.1	-	-	-	-	-	-	<0.1	-
	2,4-dinitrophenol	mg/kg	0.5	-	-	-	-	-	-	<0.5	-
	2,4-dinitrotoluene	mg/kg	0.1	-	-	-	-	-	-	<0.2	-
	2,6-dinitrotoluene	mg/kg	0.1	-	-	-	-	-	-	<0.5	-
	2-chloronaphthalene	mg/kg	0.1	-	-	-	-	-	-	<0.1	-
	2-chlorophenol	mg/kg	0.1	-	-	-	-	-	-	<0.1	-
	2-methylnaphthalene	mg/kg	0.1	-	-	-	-	-	-	<0.1	-
	2-methylphenol	mg/kg	0.1	-	-	-	-	-	-	<0.1	-
	2-nitroaniline	mg/kg	0.1	-	-	-	-	-	-	<0.5	-
	2-nitrophenol	mg/kg	0.1	-	-	-	-	-	-	<0.1	-
	3-nitroaniline	mg/kg	0.1	-	-	-	-	-	-	<14.5	-
	4,6-Dinitro-2-methylphenol	mg/kg	0.2	-	-	-	-	-	-	<0.2	-
	4-chloro-3-methylphenol	mg/kg	0.1	-	-	-	-	-	-	<0.1	-
	4-chloroaniline	mg/kg	0.1	-	-	-	-	-	-	<0.5	-
	4-chlorophenol	mg/kg	0.5	620	-	-	-	-	-	<0.5	-
	4-chlorophenyl phenyl ether	mg/kg	0.1	-	-	-	-	-	-	<0.1	-
	4-methylphenol	mg/kg	0.1	-	-	-	-	-	-	<0.1	-
	Azobenzene	mg/kg	0.1	-	-	-	-	-	-	<0.3	-
	Benzoic Acid	mg/kg	0.5	-	-	-	-	-	-	<0.5	-
	Bis(2-chloroethoxy) methane	mg/kg	0.1	-	-	-	-	-	-	<0.1	-
	Bis(2-chloroethyl) ether	mg/kg	0.1	-	-	-	-	-	-	<0.1	-
	Bis(2-chloroisopropyl) ether	mg/kg	0.1	-	-	-	-	-	-	<0.5	-
	Bis(2-ethylhexyl) phthalate	mg/kg	0.1	-	-	-	-	-	-	<0.2	-
	Butyl benzyl phthalate	mg/kg	0.1	-	-	-	-	-	-	<0.2	-
	Cabazole	mg/kg	0.1	-	-	-	-	-	-	<0.3	-
	Dibenzofuran	mg/kg	0.1	-	-	-	-	-	-	<0.1	-
	Diethylphthalate	mg/kg	0.1	-	-	-	-	-	-	<0.1	-
	Dimethyl phthalate	mg/kg	0.1	-	-	-	-	-	-	<0.1	-
	Di-n-butyl phthalate	mg/kg	0.1	-	-	-	-	-	-	<0.1	-
	Di-n-octyl phthalate	mg/kg	0.1	-	-	-	-	-	-	<0.2	-
	Hexachlorobenzene	mg/kg	0.002	16	-	-	-	-	-	<0.1	-
	Hexachlorocyclopentadiene	mg/kg	0.1	-	-	-	-	-	-	<0.1	-
	Hexachloroethane	mg/kg	0.1	-	-	-	-	-	-	<0.1	-
	Isochlorone	mg/kg	0.1	-	-	-	-	-	-	<0.1	-
	Nitrobenzene	mg/kg	0.1	-	-	-	-	-	-	<0.5	-
	N-nitrosodi-n-propylamine	mg/kg	0.1	-	-	-	-	-	-	<0.9	-
n-Nitrosodiphenylamine	mg/kg	0.1	-	-	-	-	-	-	<0.1	-	
Pentachlorobenzene	mg/kg	0.001	100	-	-	-	-	-	-	-	
Pentachloronitrobenzene	mg/kg	0.05	-	-	-	-	-	-	-	-	
Pentachlorophenol	mg/kg	0.1	60	-	-	-	-	-	<0.5	-	
PCB	PCB-110	mg/kg	-	-	-	-	-	-	-	-	-
	PCB-128	mg/kg	-	-	-	-	-	-	-	-	-
	PCB-141	mg/kg	-	-	-	-	-	-	-	-	-
	PCB-149	mg/kg	-	-	-	-	-	-	-	-	-
	PCB-151	mg/kg	-	-	-	-	-	-	-	-	-
	PCB-158	mg/kg	-	-	-	-	-	-	-	-	-
	PCB-170	mg/kg	-	-	-	-	-	-	-	-	-
	PCB-18	mg/kg	-	-	-	-	-	-	-	-	-
	PCB-183	mg/kg	-	-	-	-	-	-	-	-	-
	PCB-187	mg/kg	-	-	-	-	-	-	-	-	-
	PCB-194	mg/kg	-	-	-	-	-	-	-	-	-
	PCB-31	mg/kg	-	-	-	-	-	-	-	-	-
	PCB-44	mg/kg	-	-	-	-	-	-	-	-	-
	PCB-49	mg/kg	-	-	-	-	-	-	-	-	-
	2,2,4,4-tetrachloro-1,1-Biphenyl	mg/kg	-	-	-	-	-	-	-	-	-
	2,3,4,4-tetrachloro-1,1-Biphenyl	mg/kg	-	-	-	-	-	-	-	-	-
	Heptachlorobiphenyl, 2,3,3,4,4,5,5- (PCB 189)	mg/kg	0.003	<0.005	<0.005	<0.005	<0.005	<0.005	<0.005	<0.005	<0.005
	Hexachlorobiphenyl, 2,3,3,4,4,5- (PCB 156)	mg/kg	0.003	<0.005	<0.005	<0.005	<0.005	<0.005	<0.005	<0.005	<0.005
	Hexachlorobiphenyl, 2,3,3,4,4,5- (PCB 157)	mg/kg	0.003	<0.005	<0.005	<0.005	<0.005	<0.005	<0.005	<0.005	<0.005
	Hexachlorobiphenyl, 2,3,4,4,5,5- (PCB 167)	mg/kg	0.003	<0.005	<0.005	<0.005	<0.005	<0.005	<0.005	<0.005	<0.005
	Hexachlorobiphenyl, 3,3,4,4,5,5- (PCB 169)	mg/kg	0.003	<0.005	<0.005	<0.005	<0.005	<0.005	<0.005	<0.005	<0.005
	PCB 101	mg/kg	0.003	<0.005	0.192	0.0675	0.0152	-	-	-	-
	PCB 118	mg/kg	0.003	<0.005	0.0065	0.0163	<0.005	-	-	-	-
	PCB 138	mg/kg	0.003	0.0175	0.00783	0.0111	<0.005	-	-	-	-
	PCB 153	mg/kg	0.003	<0.005	0.0083	0.014	<0.005	-	-	-	-
	PCB 160	mg/kg	0.003	<0.005	0.00539	<0.005	<0.005	-	-	-	-
	PCB 26	mg/kg	0.003	<0.005	0.0573	0.0472	0.00724	-	-	-	-
	PCB 52	mg/kg	0.003	<0.005	0.0818	0.0679	0.00806	-	-	-	-
	Pentachlorobiphenyl, 2,3,3,4,4- (PCB 105)	mg/kg	0.003	<0.005	<0.005	0.0103	<0.005	-	-	-	-
	Pentachlorobiphenyl, 2,3,3,4,4,5- (PCB 114)	mg/kg	0.003	<0.005	<0.005	<0.005	<0.005	-	-	-	-
	Pentachlorobiphenyl, 2,3,4,4,5,5- (PCB 123)	mg/kg	0.003	<0.005	<0.005	<0.005	<0.005	-	-	-	-
	Pentachlorobiphenyl, 3,3,4,4,5,5- (PCB 126)	mg/kg	0.003	<0.005	<0.005	<0.005	<0.005	-	-	-	-
	Tetrachlorobiphenyl, 3,3,4,4,5- (PCB 77)	mg/kg	0.003	<0.005	<0.005	<0.005	<0.005	-	-	-	-
Tetrachlorobiphenyl, 3,4,4,5- (PCB 81)	mg/kg	0.003	<0.005	<0.005	<0.005	<0.005	-	-	-	-	
Total PCB 7 congeners	mg/kg	0.021	-	-	-	-	-	-	-	-	
Total PCB WHO 12	mg/kg	0.036	-	-	-	-	-	-	-	-	

		Field ID	BH07039-X-6.00-ES-200213	BH07039-X-7.00-ES-200213	BH07039-X-8.00-ES-200213	BH07039-X-9.00-ES-200213	CT06006-X-0.05-ES-191025	CT06006-X-0.50-ES-191025	CT06006-X-0.80-ES-191025	CT07001-X-0.00-ES-200123	CT07001-X-1.00-ES-200123
		Location Code	BH07039	BH07039	BH07039	BH07039	CT06006	CT06006	CT06006	CT07001	CT07001
		Sample Depth Range	6	7	8	9	0.05	0.5	0.8	0	1
		Sample Date	13/02/2020	13/02/2020	13/02/2020	13/02/2020	25/10/2019	25/10/2019	25/10/2019	23/01/2020	23/01/2020
		Matrix Description	LQM S4UL Public Open Space (POS) Residential - 1% SOM								
		C4SL Public Open Space (POS) Residential									
Chem Group	ChemName	output unit	EQL								
Phenolics	Xenolene	mg/kg	0.015	-	-	-	-	-	-	-	-
	Phenol Index	mg/kg	0.5	<0.5	3.4	2.2	<0.5	<0.5	<0.5	<0.5	<0.5
	3-84-methylphenol	mg/kg	0.1	-	-	-	-	-	-	<0.1	-
	Cresol Total	mg/kg	0.01	-	-	-	-	-	-	-	-
Phenols Monochydric	Phenol	mg/kg	0.01	-	-	-	-	-	<0.1	-	-
	Phenols Monochydric	mg/kg	0.035	-	-	-	-	-	-	-	-
	Dibutyltin	mg/kg	-	-	-	-	-	-	-	-	-
	Monophenyltin	mg/kg	-	-	-	-	-	-	-	-	-
Organotins	Diphenyltin	mg/kg	-	-	-	-	-	-	-	-	-
	Monobutyltin	mg/kg	-	-	-	-	-	-	-	-	-
	Tetrabutyltin	mg/kg	-	-	-	-	-	-	-	-	-
	Tributyltin	mg/kg	0.001	<0.005	<0.005	<0.005	<0.005	-	-	-	-
Triphenyltin	Triphenyltin	mg/kg	-	-	-	-	-	-	-	-	-
	Ethion	mg/kg	0.002	-	-	-	-	-	-	-	-
	Hepatichlor epoxide	mg/kg	0.002	-	-	-	-	-	-	-	-
	Methachlorophos	mg/kg	0.002	-	-	-	-	-	-	-	-
Pesticides	Propetamphos	mg/kg	0.002	-	-	-	-	-	-	-	-
	Simetryn	mg/kg	0.05	-	-	-	-	-	-	-	-
	Sodium Acifluorfen	mg/kg	-	-	-	-	-	-	-	-	-
	Tosazene	mg/kg	0.003	-	-	-	-	-	-	-	-
2,4,5-TP (Silvex)	2,4,5-TP (Silvex)	mg/kg	-	-	-	-	-	-	-	-	-
	Hedonal	mg/kg	-	-	-	-	-	-	-	-	-
	2,4-DDT	mg/kg	0.003	-	-	-	-	-	-	-	-
	2,4-Dichloroprop	mg/kg	-	-	-	-	-	-	-	-	-
4-(2,4-Dichlorophenoxy)butyric Acid (2,4-DB)	4-(2,4-Dichlorophenoxy)butyric Acid (2,4-DB)	mg/kg	-	-	-	-	-	-	-	-	-
	4,4-DDE	mg/kg	0.005	-	-	-	-	-	-	-	-
	4-Chlorophenoxy acetic acid	mg/kg	-	-	-	-	-	-	-	-	-
	a-BHC	mg/kg	0.002	24	-	-	-	-	-	-	-
Aldrin	Aldrin	mg/kg	0.002	18	-	-	-	-	-	-	-
	Ametryn	mg/kg	0.05	-	-	-	-	-	-	-	-
	Acetyl (Ioxynil)	mg/kg	-	-	-	-	-	-	-	-	-
	Atraton	mg/kg	0.05	-	-	-	-	-	-	-	-
Atrazine	Atrazine	mg/kg	0.05	1200	-	-	-	-	-	-	-
	Azinophos methyl	mg/kg	0.005	-	-	-	-	-	-	-	-
	b-BHC	mg/kg	0.002	8.1	-	-	-	-	-	-	-
	Bentazone	mg/kg	0.1	-	-	-	-	-	-	-	-
Bromoxynil	Bromoxynil	mg/kg	-	-	-	-	-	-	-	-	-
	Carboethiothion	mg/kg	0.003	-	-	-	-	-	-	-	-
	chlordan	mg/kg	0.002	-	-	-	-	-	-	-	-
	Chlordane (cis)	mg/kg	0.002	-	-	-	-	-	-	-	-
Azinphos Ethyl	Azinphos Ethyl	mg/kg	0.005	-	-	-	-	-	-	-	-
	Chlordane (trans)	mg/kg	0.05	-	-	-	-	-	-	-	-
	Chlorfenvinphos	mg/kg	0.003	-	-	-	-	-	-	-	-
	Chlorotoluron	mg/kg	-	-	-	-	-	-	-	-	-
Chlorovifos	Chlorovifos	mg/kg	0.002	-	-	-	-	-	-	-	-
	Chlorpyrifos-methyl	mg/kg	0.002	-	-	-	-	-	-	-	-
	Cyanazine	mg/kg	-	-	-	-	-	-	-	-	-
	d-BHC	mg/kg	0.002	-	-	-	-	-	-	-	-
DDD	DDD	mg/kg	0.005	-	-	-	-	-	-	-	-
	DDT	mg/kg	0.005	-	-	-	-	-	-	-	-
	Chlorothalonil	mg/kg	0.002	-	-	-	-	-	-	-	-
	Diazinon	mg/kg	0.001	-	-	-	-	-	-	-	-
Dicamba	Dicamba	mg/kg	-	-	-	-	-	-	-	-	-
	Dichlobenil	mg/kg	0.001	-	-	-	-	-	-	-	-
	cis-Permethrin	mg/kg	0.003	-	-	-	-	-	-	-	-
	Dichlorvos	mg/kg	0.002	16	-	-	-	-	-	-	-
Dieldrin	Dieldrin	mg/kg	0.005	-	-	-	-	-	-	-	-
	Dieldrin	mg/kg	0.005	18	-	-	-	-	-	-	-
	Dimethoate	mg/kg	0.003	-	-	-	-	-	-	-	-
	Dinoseb	mg/kg	-	-	-	-	-	-	-	-	-
Diuron	Diuron	mg/kg	-	-	-	-	-	-	-	-	-
	Endosulfan I	mg/kg	0.001	1200	-	-	-	-	-	-	-
	Endosulfan II	mg/kg	0.01	-	-	-	-	-	-	-	-
	Endosulfan sulphate	mg/kg	0.005	-	-	-	-	-	-	-	-
Etridiazole	Etridiazole	mg/kg	0.003	-	-	-	-	-	-	-	-
	Etridiazole	mg/kg	0.03	-	-	-	-	-	-	-	-
	Ethion	mg/kg	0.003	-	-	-	-	-	-	-	-
	Fenitrothion	mg/kg	0.005	-	-	-	-	-	-	-	-
Fenitrothion	Fenitrothion	mg/kg	0.01	-	-	-	-	-	-	-	-
	Fluroxypyr	mg/kg	0.1	-	-	-	-	-	-	-	-

		Field ID	BH07038-X-6.00-ES-200213	BH07039-X-7.00-ES-200213	BH07039-X-8.00-ES-200213	BH07039-X-9.00-ES-200213	CT06006-X-0.05-ES-191025	CT06006-X-0.50-ES-191025	CT06006-X-0.80-ES-191025	CT07001-X-0.00-ES-200123	CT07001-X-1.00-ES-200123	
		Location Code	BH07039	BH07039	BH07039	BH07039	CT06006	CT06006	CT06006	CT07001	CT07001	
		Sample Depth Range	6	7	8	9	0.05	0.5	0.8	0	1	
		Sample Date Time	13/02/2020	13/02/2020	13/02/2020	13/02/2020	25/10/2019	25/10/2019	25/10/2019	23/01/2020	23/01/2020	
		Matrix Description	LQM S4UL Public Open Space (POS) Residential - 1% SOM									
		C4SL Public Open Space (POS) Residential										
Chem Group	ChemName	output unit	EQL									
	g-BHC (Lindane)	mg/kg	0.001	-	-	-	-	-	-	-	-	
	Heptachlor	mg/kg	0.003	-	-	-	-	-	-	-	-	
	Isodrin	mg/kg	0.002	-	-	-	-	-	-	-	-	
	Isoproturon	mg/kg	-	-	-	-	-	-	-	-	-	
	Linuron	mg/kg	-	-	-	-	-	-	-	-	-	
	Malathion	mg/kg	0.002	-	-	-	-	-	-	-	-	
	2-Methyl-4-chlorophenoxyacetic acid	mg/kg	-	-	-	-	-	-	-	-	-	
	2-Methyl-4-Chlorophenoxy Butanoic Acid	mg/kg	-	-	-	-	-	-	-	-	-	
	Mecoprop	mg/kg	-	-	-	-	-	-	-	-	-	
	Methoxychlor	mg/kg	0.005	-	-	-	-	-	-	-	-	
	Methyl carathion	mg/kg	0.01	-	-	-	-	-	-	-	-	
	Mevinphos (Phosdrin)	mg/kg	0.002	-	-	-	-	-	-	-	-	
	o,p-DDD	mg/kg	0.005	-	-	-	-	-	-	-	-	
	o,p'-DDE	mg/kg	0.002	-	-	-	-	-	-	-	-	
	o,p-Methoxychlor	mg/kg	0.05	-	-	-	-	-	-	-	-	
	Parathion	mg/kg	0.005	-	-	-	-	-	-	-	-	
	Pendimethalin	mg/kg	0.01	-	-	-	-	-	-	-	-	
	Permethrin	mg/kg	0.05	-	-	-	-	-	-	-	-	
	Permethrin II	mg/kg	0.003	-	-	-	-	-	-	-	-	
	Phorate	mg/kg	0.01	-	-	-	-	-	-	-	-	
	Priniphos-methyl	mg/kg	0.002	-	-	-	-	-	-	-	-	
	Priniphos-ethyl	mg/kg	0.002	-	-	-	-	-	-	-	-	
	Prometon	mg/kg	0.05	-	-	-	-	-	-	-	-	
	Prometryn	mg/kg	0.05	-	-	-	-	-	-	-	-	
	Pronamide	mg/kg	0.002	-	-	-	-	-	-	-	-	
	Propazine	mg/kg	0.05	-	-	-	-	-	-	-	-	
	Propiconazole	mg/kg	-	-	-	-	-	-	-	-	-	
	Propoxycarbazono-sodium	mg/kg	-	-	-	-	-	-	-	-	-	
	Simazine	mg/kg	0.05	-	-	-	-	-	-	-	-	
	Terbutryn	mg/kg	0.05	-	-	-	-	-	-	-	-	
	Terbutylazine	mg/kg	0.05	-	-	-	-	-	-	-	-	
	Phosalone	mg/kg	0.005	-	-	-	-	-	-	-	-	
	Phosphamidon	mg/kg	0.005	-	-	-	-	-	-	-	-	
	Triadimefon	mg/kg	0.002	-	-	-	-	-	-	-	-	
	Triallate	mg/kg	0.002	-	-	-	-	-	-	-	-	
	Triclopyr	mg/kg	0.1	-	-	-	-	-	-	-	-	
	Triclosan	mg/kg	-	-	-	-	-	-	-	-	-	
	Trifluralin	mg/kg	0.01	-	-	-	-	-	-	-	-	
	Tebuconazole	mg/kg	-	-	-	-	-	-	-	-	-	
	Telodrin	mg/kg	0.05	-	-	-	-	-	-	-	-	
	Triazophos	mg/kg	0.003	-	-	-	-	-	-	-	-	
SVOC TIC	SVOC TICs - Detect	Detect	-	-	-	-	-	-	-	-	-	
	Anthraquinone 9,10-	mg/kg	-	-	-	-	-	-	-	<0.3	-	
	SVOC Tentatively Identified Compounds	mg/kg	0.1	-	-	-	-	-	-	-	-	
	Aniline	mg/kg	0.3	-	-	-	-	-	-	<0.3	-	
VOC TIC	VOC TICs - Detect	Detect	-	-	-	-	-	-	-	-	-	
	VOC Tentatively Identified Compounds	mg/kg	0.05	-	-	-	-	-	-	-	-	
	Freon 113	mg/kg	0.005	-	-	-	-	-	-	-	-	
Other	Temperature	°C	-	-	-	-	-	-	-	<0.005	-	
	Conductivity @ 20°C	µS/cm	14	-	-	-	-	-	-	-	-	
	% Stones >4mm	%	68.7	100	100	0	0	0	0	0	0	
	Fraction of non-crushable material	%	0	0	0	0	0	0	0	0	0	
	Moisture Content (dried @35°C)	%	-	-	-	-	-	-	-	-	-	
	Moisture Content 105C	%	0.1	27.5	34.6	28.7	32.5	26.9	22.9	23.8	26.7	
	pH (Lab)	pH Units	1	8	7.9	7.9	8.6	8.6	7.1	7.4	8.5	
	Stone Content	%	0.1	4.3	5.9	9.4	0	0	0	0	0	
	Total Organic Carbon	%	0.02	9.2	11.6	7.8	4.17	0.49	0.4	0.62	0.56	

**Env Stds Comments**  
 #1:GAC is only presented as speciated chromium. 7.7mg/kg is used for hexavalent. If hexavalent chromium (CVI) data is available, a value of 1,500mg/kg r  
 #2:C4SL for lead adopted  
 #3:GAC only presented as speciated mercury. 16mg/kg is used for elemental mercury. If the CSM indicates that elemental mercury is not a CoC and mercury  
 #4:Updated S4UL for nickel  
 #5:S4UL exceeds solubility saturation limit  
 #6:Criteria derived for Al<sup>3</sup>-C16-C35 split between Al<sup>3</sup>-C16-21 & Al<sup>3</sup>-C21-35. Requires summation of fractions to use Al<sup>3</sup>-C16-C35 criteria.  
 #7:Criteria presented is for p-xylene. A separate value is presented for o-xylene.  
 #8:S4UL based on a threshold protective of direct skin contact with phenol

**Legend**

38.2	Results exceeds GAC.
<50	Results MDL is greater than GAC.
NAD	No asbestos detected.
-	Determinand has not been tested for.

**Notes**  
 A range is given where a determinand has been analysed for by more than one method.

Chem Group	ChemName	output unit	EQL	Matrix Description	Sampled Date Time											
					C1707003		C1707006		C1707008		C1707007		C1707009		C1707008A	
					0.7	0.1	0.1	0.8	0.1	0.6	0.05	1	0	1	0	1
					18/10/2019	22/10/2019	22/10/2019	22/10/2019	22/10/2019	22/10/2019	07/02/2020	07/02/2020	16/01/2020	16/01/2020		
					LQM S4UL Public Open Space (POS) Residential - 1% SOM											
					C4SL Public Open Space (POS) Residential											
Chem Group	ChemName	output unit	EQL	Matrix Description												
Anthrac	Detection of Anthrax (Bacillus Anthracis)	Not isolated	-	-	-	-	-	-	-	-	-	-	-	-		
Metals	Antimony	mg/kg	0.1	-	0.4	1.2	1.7	0.5	1.2	-	-	-	-	-		
	Arsenic	mg/kg	0.3	79	9.3	14.9	7.8	13	15.2	11.3	14.1	13.8	12	-		
	Boron	mg/kg	0.5	21000	3.3	1.8	1.7	3.3	1.9	3.3	3.7	3.7	3.7	3.6		
	Cadmium	mg/kg	0.02	220	120	0.36	0.3	0.3	0.28	0.33	0.14	0.19	0.36	0.32		
	Chromium (hexavalent)	mg/kg	0.1	21	7.7	<0.1	<0.1	<0.1	<0.1	<0.1	<0.1	<0.1	<0.1	<0.1		
	Chromium	mg/kg	0.5	21	35.6	30.6	20.6	42.2	34.6	35.8	44.6	47.8	38.1	-		
	Cobalt	mg/kg	0.1	-	56.2	-	-	-	-	-	-	-	-	-		
	Copper	mg/kg	0.5	12000	27.6	35.9	23.1	27.8	34.3	27.9	35.1	32.1	29.1	-		
	Lead	mg/kg	0.5	630	13	70	69.2	19	55.2	14.7	18.1	17	14.3	-		
	Mercury	mg/kg	0.1	-	<0.1	0.17	<0.1	<0.1	<0.1	<0.1	<0.1	<0.1	<0.1	<0.1		
	Molybdenum	mg/kg	0.1	-	<0.2	0.7	0.8	0.8	1.5	-	-	-	-	-		
	Nickel	mg/kg	0.2	-	34.7	32.1	17.4	39.2	28.4	36	45.9	43.8	37.9	-		
	Selenium	mg/kg	0.5	1100	1.7	1.5	0.6	1.3	1.1	<0.5	<0.5	<0.5	<0.5	<0.5		
	Vanadium	mg/kg	0.2	2000	57.2	56.2	28.7	63.8	47	80	87.3	94.9	76.2	-		
	Zinc	mg/kg	1.9	81000	75.8	101.4	82.8	90.4	87	88.5	87.3	87.3	87.3	87.3		
Asbestos	Anthophyllite	Detect	-	-	-	-	-	-	-	-	-	-	-	-		
	Asbestos Containing Material	Detect	-	-	-	-	-	-	-	-	-	-	-	-		
	Asbestos Analysis Comments	-	-	-	-	-	-	-	-	-	-	-	-	-		
	Asbestos PCOM Quantification	%	0.001	-	-	-	-	-	-	-	-	-	-	-		
	Asbestos Quantification Total	%	0.001	-	-	-	-	-	-	-	-	-	-	-		
	Asbestos: Actinolite	Detect	-	-	-	-	-	-	-	-	-	-	-	-		
	Additional Asbestos Components (Using TM048)	Comment	-	-	-	-	-	-	-	-	-	-	-	-		
	Crocidolite Asbestos	Detect	-	-	-	-	-	-	-	-	-	-	-	-		
	Asbestos Gravimetric Quantification	%	0.001	-	-	-	-	-	-	-	-	-	-	-		
	Asbestos ID (Stage 1)	Detect	-	NAD	NAD	NAD	NAD	NAD	NAD	NAD	NAD	NAD	NAD	NAD		
	Chrysotile Asbestos	Detect	-	-	-	-	-	-	-	-	-	-	-	-		
	Amosite Asbestos	Detect	-	-	-	-	-	-	-	-	-	-	-	-		
	Non-Asbestos Fibre	Detect	-	-	-	-	-	-	-	-	-	-	-	-		
	Tremolite	Detect	-	-	-	-	-	-	-	-	-	-	-	-		
Inorganics	Ammoniacal Nitrogen as N	mg/kg	12	-	-	-	-	-	-	-	-	-	-	-		
	Cyanide (Free)	mg/kg	0.5	-	<0.5	<0.5	<0.5	<0.5	<0.5	<0.5	<0.5	<0.5	<0.5	<0.5		
	Cyanide Total	mg/kg	0.5	-	<0.5	<0.5	<0.5	<0.5	<0.5	<0.5	<0.5	<0.5	<0.5	<0.5		
	Cyanides-complex	mg/kg	1	-	-	-	-	-	-	-	-	-	-	-		
	Phosphorus	mg/kg	4	-	-	-	-	-	-	-	-	-	-	-		
	Coronene	mg/kg	0.3	-	<0.3	<1.6	<0.3	<0.3	<0.3	<0.3	<0.3	<0.3	<0.3	<0.3		
	Naphthalene	mg/kg	0.005	4900	<0.08	<0.005	<0.08 - 0.622	<0.005	<0.005	<0.08	<0.08	<0.08	<0.08	<0.08		
	Acenaphthene	mg/kg	0.008	15000	<0.08	<0.08	<0.08 - 1.08	<0.08	<0.08	<0.08	<0.08	<0.08	<0.08	<0.08		
	Acenaphthylene	mg/kg	0.012	19000	<0.08	<0.08	<0.08	<0.08	<0.08	<0.08	<0.08	<0.08	<0.08	<0.08		
	Fluoranthene	mg/kg	0.017	3100	<0.08	0.528 - 0.87	1.64 - 15.6	<0.08	0.48 - 0.763	<0.08	<0.08	<0.08	<0.08	<0.08		
	Anthracene	mg/kg	0.016	74000	<0.08	0.102 - 0.12	0.25 - 5.09	<0.08	0.25 - 0.139	<0.08	<0.08	<0.08	<0.08	<0.08		
	Phenanthrene	mg/kg	0.015	3100	<0.08	0.31 - 0.311	0.65 - 14	<0.08	0.21 - 0.437	<0.08	<0.08	<0.08	<0.08	<0.08		
	Fluorene	mg/kg	0.01	9900	<0.08	<0.08	<0.08 - 1.5	<0.08	<0.08	<0.08	<0.08	<0.08	<0.08	<0.08		
	Chrysene	mg/kg	0.01	57	<0.08	0.265 - 0.51	0.95 - 7.21	<0.08	0.23 - 0.365	<0.08	<0.08	<0.08	<0.08	<0.08		
	Pyrene	mg/kg	0.015	7400	<0.08	0.484 - 0.85	1.68 - 14.3	<0.08	0.43 - 0.677	<0.08	<0.08	<0.08	<0.08	<0.08		
	Benzo(a)anthracene	mg/kg	0.014	29	<0.08	0.305 - 0.46	0.92 - 8.53	<0.08	0.21 - 0.411	<0.08	<0.08	<0.08	<0.08	<0.08		
	Benzo(b)fluoranthene	mg/kg	0.015	71	<0.08	0.338 - 0.57	1.23 - 8.29	<0.08	0.58 - 0.465	<0.08	<0.08	<0.08	<0.08	<0.08		
	Benzo(k)fluoranthene	mg/kg	0.014	190	<0.08	<0.2 - 0.28	0.52 - 3.16	<0.08	<0.2 - 0.13	<0.08	<0.08	<0.08	<0.08	<0.08		
	Benzo(a)pyrene	mg/kg	0.015	5.7	<0.08	0.277 - 0.5	1.04 - 6.66	<0.08	0.22 - 0.352	<0.08	<0.08	<0.08	<0.08	<0.08		
	Dibenz(a,h)anthracene	mg/kg	0.023	0.57	<0.08	<0.08	<2.5 - 0.14	<0.08	<0.08	<0.08	<0.08	<0.08	<0.08	<0.08		
	Benzo(g,h,i)perylene	mg/kg	0.024	640	<0.08	<0.5 - 0.3	0.6 - 3.41	<0.08	<0.5 - 0.13	<0.08	<0.08	<0.08	<0.08	<0.08		
	Indeno(1,2,3-c,d)pyrene	mg/kg	0.018	82	<0.08	<0.5 - 0.33	0.64 - 4.52	<0.08	<0.5 - 0.2	<0.08	<0.08	<0.08	<0.08	<0.08		
	PAH 16 Total	mg/kg	0.118	-	<1.28	<5.49	<10.6	<1.28	<3	<1.28	<1.28	<1.28	<1.28	<1.28		
TPH CWG	>C6-C8 Aliphatics	mg/kg	0.01	-	<0.2	<0.2	<0.2	<0.2	<0.2	<0.2	<0.2	<0.2	<0.2	<0.2		
	>C6-C7 Aliphatics	mg/kg	0.2	600000	<0.2	<0.2	<0.2	<0.2	<0.2	<0.2	<0.2	<0.2	<0.2	<0.2		
	>C6-C8 Aliphatics	mg/kg	0.01	600000	<0.2	<0.2	<0.2	<0.2	<0.2	<0.2	<0.2	<0.2	<0.2	<0.2		
	>C10-C44 Aliphatics	mg/kg	5	-	<0.2	<0.2	<0.2	<0.2	<0.2	<0.2	<0.2	<0.2	<0.2	<0.2		
	>C7-C8 Aliphatics	mg/kg	0.2	-	<0.2	<0.2	<0.2	<0.2	<0.2	<0.2	<0.2	<0.2	<0.2	<0.2		
	>C10-C44 Aliphatics/Aromatics	mg/kg	10	-	-	-	-	-	-	-	-	-	-	-		
	>C8-C10 Aliphatics	mg/kg	0.01	13000	<0.2	<0.2	<0.2	<0.2	<0.2	<0.2	<0.2	<0.2	<0.2	<0.2		
	>C10-C12 Aliphatics	mg/kg	0.01	13000	<4	<4	<4	<4	<4	<4	<4	<4	<4	<4		
	>C12-C16 Aliphatics	mg/kg	0.1	19000	<4	<4	<4	11.1	15.9	<4	<4	<4	<4	<4		
	>C16-C21 Aliphatics	mg/kg	0.1	125000 <sup>RM</sup>	<4	<4	13.1	<4	18.2	<4	<4	<4	<4	<4		
	>C21-C35 Aliphatics	mg/kg	0.1	125000 <sup>RM</sup>	14.7	15.2	30.2	<8.76	23.9	<4	<4	<4	<4	<4		
	>C35-C44 Aliphatics	mg/kg	0.1	250000	-	-	-	-	-	-	-	-	-	-		
	>C5-C10 Aliphatics	mg/kg	0.05	-	-	-	-	-	-	-	-	-	-	-		
	>C8-C40 Aliphatics	mg/kg	20	20.3	23.5	55.4	23.2	47.5	-	-	-	-	-	-		
	Total Aliphatics >C12-C44	mg/kg	0.1	-	-	-	-	-	-	-	-	-	-	-		
	>E5-EC10 Aromatics	mg/kg	0.05	-	-	-	-	-	-	-	-	-	-	-		
	>E5-EC7 Aromatics	mg/kg	0.01	56000	<0.01	<0.01	<0.01	<0.01	<0.01	<0.01	<0.01	<0.01	<0.01	<0.01		
	>EC6-EC7 Aromatics	mg/kg	0.01	-	-	-	-	-	-	-	-	-	-	-		
	>E7-EC8 Aromatics	mg/kg	0.01	56000	<0.01	<0.01	<0.01	<0.01	<0.01	<0.01	<0.01	<0.01	<0.01	<0.01		
	>EC8-EC10 Aromatics	mg/kg	0.01	5000	<4	<4	<4	<4	<4	<4	<4	<4	<4	<4		
	>EC10-EC12 Aromatics	mg/kg	0.01	5000	<4	<4	<4	<4	<4	<4	<4	<4	<4	<4		
	>EC8-EC40 Aromatics	mg/kg	20	53.2	77.5	111	66.6	86.3	-	-	-	-	-	-		
	>EC10-EC44 Aromatics	mg/kg	5	-	-	-	-	-	-	-	-	-	-	-		
	>EC12-EC16 Aromatics	mg/kg	0.1	5100	6.71	4.61	5.63	4.87	5.38	-	-	-	-	-		
	>EC16-EC21 Aromatics	mg/kg	0.1	3800	10.7	14.7	17	36.5	38.2	-	-	-	-	-		
	>EC21-EC35 Aromatics	mg/kg	0.1	3800	26.2	45.4	71	16.5	32.5	-	-	-	-	-		
	>EC35-EC44 Aromatics	mg/kg	0.1	3800	-	-	-	-	-	-	-	-	-	-		
	>EC40-EC44 Aromatics	mg/kg	0.1	-	-	-	-	-	-	-	-	-	-	-		
	>EC12-EC44 Aromatics	mg/kg	0.1	-	-	-	-	-	-	-	-	-	-	-		
	TPH Aliphatics & Aromatics >C5-44	mg/kg	0.1	-	-	-	-	-	-	-	-	-	-	-		

Chem Group	ChemName	output unit	EQL	Field ID	CT07008-X-0.70-ES-191018	CT07008-X-0.10-ES-191022	CT07008-X-0.80-ES-191022	CT07007-X-0.10-ES-191022	CT07007-X-0.60-ES-191022	CT07008A-X-0.05-ES-200207	CT07008A-X-1.00-ES-200207	CT07008-X-0.00-ES-200116	CT07008-X-1.00-ES-200116	
				Location Code	CT07003	CT07006	CT07006	CT07007	CT07007	CT07008A	CT07008A	CT07008	CT07008	
				Sample Depth Range	0.7	0.1	0.8	0.1	0.6	0.05	1	0	1	
				Sample Date	18/10/2019	22/10/2019	22/10/2019	22/10/2019	22/10/2019	07/02/2020	07/02/2020	16/01/2020	16/01/2020	
				Matrix Description										
				C4S4L Public Open Space (POS) Residential - 1% SOM										
				LQM S4UL Public Open Space (POS) Residential - 1% SOM										
TPH	>C6-C8	mg/kg	0.02		<0.2	<0.2	<0.2	<0.2	<0.2	-	-	-	-	
	>C6-C7	mg/kg	0.02		<0.2	<0.2	<0.2	<0.2	<0.2	-	-	-	-	
	>C7-C8	mg/kg	0.02		<0.2	<0.2	<0.2	<0.2	<0.2	-	-	-	-	
	>C6-C9	mg/kg	0.2		-	-	-	-	-	-	-	-	-	
	>C8-C10	mg/kg	0.02		<0.2	<0.2	<0.2	<0.2	<0.2	<0.2	<0.2	<0.2	<0.2	
	>C10-C12	mg/kg	0.02		-	-	-	-	-	<2	<2	<2	<2	
	>C12-C16	mg/kg	2		-	-	-	-	-	<2	3.18	<2	<2	
	>C16-C21	mg/kg	2		-	-	-	-	-	<2	4.39	<2	<2	
	>C21-C28	mg/kg	35		-	-	-	-	-	-	-	-	-	
	>C21-C35	mg/kg	4.38		-	-	-	-	-	11.9	12.2	6.22	5.42	
	>C28-C35	mg/kg	35		-	-	-	-	-	-	-	-	-	
	>C31-C40	mg/kg	10		-	-	-	-	-	-	-	-	-	
	>C35-C40	mg/kg	35		-	-	-	-	-	16.1	15.9	<10	<10	
	GRO >C5-10	mg/kg	0.02		-	-	-	-	-	-	-	-	-	
	TPH >C8-C40	mg/kg	10		-	-	-	-	-	-	-	-	-	
	EPH >C5-40	mg/kg	35		-	-	-	-	-	<20.6	<24.6	<11.8	<10.8	
	EPH >C10-40	mg/kg	35		-	-	-	-	-	-	-	-	-	
	GRO	mg/kg	0.2		<0.2	<0.2	<0.2	<0.2	<0.2	-	-	-	-	
	TPH by GC/ED (AR)	mg/kg	10		-	-	-	-	-	20.4	24.4	-	-	
	BTEX and MTE	Benzene	mg/kg	0.001	140	72	<0.001	<0.01	<0.01	<0.01	<0.01	<0.01	12	11
Toluene		mg/kg	0.005		56000	<0.005	<0.01	<0.01	<0.01	-	-	-	-	
Ethylbenzene		mg/kg	0.002		24000	<0.002	<0.002	<0.002	<0.002	-	-	-	-	
Xylene (m & o)		mg/kg	0.004		41000	<0.004	-	-	-	-	-	-	-	
Xylene (o)		mg/kg	0.002		41000	<0.002	-	-	-	-	-	-	-	
Xylene Total		mg/kg	0.02			<0.03	<0.03	<0.03	<0.03	<0.03	-	-	-	
MTE		mg/kg	0.001			<0.001	<0.001	<0.001	<0.001	<0.001	-	-	-	
Total BTEX		mg/kg	0.04			-	-	-	-	-	-	-	-	
VOC		Styrene	mg/kg	0.001			<0.001	<0.001	<0.001	<0.001	<0.001	-	-	-
		cis-1,3-dichlorocyclohexane	mg/kg	0.001			<0.001	<0.001	<0.001	<0.001	<0.001	-	-	-
	trans-1,3-dichlorocyclohexane	mg/kg	0.001			<0.001	<0.001	<0.001	<0.001	<0.001	-	-	-	
	1,1,1,2-tetrachloroethane	mg/kg	0.001	1400		<0.001	<0.001	<0.001	<0.001	<0.001	-	-	-	
	1,1,1-trichloroethane	mg/kg	0.001	140000		<0.001	<0.001	<0.001	<0.001	<0.001	-	-	-	
	1,1,2,2-tetrachloroethane	mg/kg	0.001	1400		<0.001	<0.001	<0.001	<0.001	<0.001	-	-	-	
	1,1,2-dichloroethane	mg/kg	0.001			<0.001	<0.001	<0.001	<0.001	<0.001	-	-	-	
	1,1-dichloroethane	mg/kg	0.001			<0.001	<0.001	<0.001	<0.001	<0.001	-	-	-	
	1,1-dichloroethene	mg/kg	0.001			<0.001	<0.001	<0.001	<0.001	<0.001	-	-	-	
	1,1-dichlorocyclohexane	mg/kg	0.001			<0.001	<0.001	<0.001	<0.001	<0.001	-	-	-	
	1,2,3-trichloropropane	mg/kg	0.001			<0.001	<0.001	<0.001	<0.001	<0.001	-	-	-	
	1,2,4-trimethylbenzene	mg/kg	0.001			<0.001	<0.001	<0.001	<0.001	<0.001	-	-	-	
	1,2-dibromo-3-chloropropane	mg/kg	0.001			<0.001	<0.001	<0.001	<0.001	<0.001	-	-	-	
	1,2-dibromopropane	mg/kg	0.001			<0.001	<0.001	<0.001	<0.001	<0.001	-	-	-	
	1,2-dichloroethane	mg/kg	0.001	29		<0.001	<0.001	<0.001	<0.001	<0.001	-	-	-	
	1,2-dichlorocyclohexane	mg/kg	0.001			<0.001	<0.001	<0.001	<0.001	<0.001	-	-	-	
	1,3,5-trimethylbenzene	mg/kg	0.001			<0.001	<0.001	<0.001	<0.001	<0.001	-	-	-	
	1,3-dichloropropane	mg/kg	0.001			<0.001	<0.001	<0.001	<0.001	<0.001	-	-	-	
	2,2-dichloropropane	mg/kg	0.001			<0.001	<0.001	<0.001	<0.001	<0.001	-	-	-	
	2-chlorotoluene	mg/kg	0.001			<0.001	<0.001	<0.001	<0.001	<0.001	-	-	-	
	4-chlorotoluene	mg/kg	0.001			<0.001	<0.001	<0.001	<0.001	<0.001	-	-	-	
	Bromobenzene	mg/kg	0.001			<0.001	<0.001	<0.001	<0.001	<0.001	-	-	-	
	Bromochloromethane	mg/kg	0.001			<0.001	<0.001	<0.001	<0.001	<0.001	-	-	-	
	Bromodichloromethane	mg/kg	0.001			<0.001	<0.001	<0.001	<0.001	<0.001	-	-	-	
	Bromoform	mg/kg	0.001			<0.001	<0.001	0.002	<0.001	<0.001	-	-	-	
	Bromomethane	mg/kg	0.001			<0.001	<0.001	<0.001	<0.001	<0.001	-	-	-	
	Carbon disulfide	mg/kg	0.007	11000		-	-	-	-	-	-	-	-	
	Carbon tetrachloride	mg/kg	0.001	890		<0.001	<0.001	<0.001	<0.001	<0.001	-	-	-	
	Chlorobromomethane	mg/kg	0.001			<0.001	<0.001	<0.001	<0.001	<0.001	-	-	-	
	Chloroethane	mg/kg	0.002			<0.002	<0.002	<0.002	<0.002	<0.002	-	-	-	
	Chloroform	mg/kg	0.001	2500		<0.001	<0.001	<0.001	<0.001	<0.001	-	-	-	
	Chloromethane	mg/kg	0.003			<0.003	<0.003	<0.003	<0.003	<0.003	-	-	-	
	cis-1,2-dichloroethane	mg/kg	0.005			<0.005	<0.005	<0.005	<0.005	<0.005	-	-	-	
	Dibromomethane	mg/kg	0.001			<0.001	<0.001	<0.001	<0.001	<0.001	-	-	-	
	Dichlorodifluoromethane	mg/kg	0.001			<0.001	<0.001	0.003	<0.001	<0.001	-	-	-	
	Dichloromethane	mg/kg	0.01			-	-	-	-	-	-	-	-	
	Isopropylbenzene	mg/kg	0.001			<0.001	<0.001	<0.001	<0.001	<0.001	-	-	-	
	m-butylbenzene	mg/kg	0.001			<0.001	<0.001	<0.001	<0.001	<0.001	-	-	-	
	n-propylbenzene	mg/kg	0.001			<0.001	<0.001	<0.001	<0.001	<0.001	-	-	-	
	p-isocrotyltoluene	mg/kg	0.001			<0.001	<0.001	<0.001	<0.001	<0.001	-	-	-	
sec-butylbenzene	mg/kg	0.001			<0.001	<0.001	<0.001	<0.001	<0.001	-	-	-		
Trichloroethane	mg/kg	0.001	120		<0.001	<0.001	<0.001	<0.001	<0.001	-	-	-		
tert-butylbenzene	mg/kg	0.001			<0.001	<0.001	<0.001	<0.001	<0.001	-	-	-		
Tetrachloroethane	mg/kg	0.003	1400		<0.003	<0.003	<0.003	<0.003	<0.003	-	-	-		
trans-1,2-dichloroethane	mg/kg	0.001			<0.001	<0.001	<0.001	<0.001	<0.001	-	-	-		
Trichlorofluoromethane	mg/kg	0.001			<0.001	<0.001	<0.001	<0.001	<0.001	-	-	-		
Vinyl chloride	mg/kg	0.001	3.5		<0.001	<0.001	<0.001	<0.001	<0.001	-	-	-		
tert-Butyl methyl ether	mg/kg	0.01			-	-	-	-	-	-	-	-		
VOC/SVOC	1,2,3-trichlorobenzene	mg/kg	0.001	1800		<0.003	<0.003	<0.003	<0.003	<0.003	-	-	-	
	1,2,4-trichlorobenzene	mg/kg	0.003	19000		<0.003	<0.003	<0.003	<0.003	<0.003	-	-	-	
	1,2-dichlorobenzene	mg/kg	0.001	90000		<0.001	<0.001	<0.001	<0.001	<0.001	-	-	-	
	1,3,5-Trichlorobenzene	mg/kg	0.001	1700		-	-	-	-	-	-	-	-	
	1,3-dichlorobenzene	mg/kg	0.001	300		<0.001	<0.001	<0.001	<0.001	<0.001	-	-	-	
	1,4-dichlorobenzene	mg/kg	0.001	17000		<0.001	<0.001	<0.001	<0.001	<0.001	-	-	-	
	Chlorobenzene	mg/kg	0.001	11000		<0.001	<0.001	<0.001	<0.001	<0.001	-	-	-	
Hexachlorobutadiene	mg/kg	0.002	25		<0.002	<0.002	<0.002	<0.002	<0.002	-	-	-		

Chem Group	ChemName	output unit	EQL	Field ID	CT07008-X-0.70-ES-191018	CT07008-X-0.10-ES-191022	CT07008-X-0.80-ES-191022	CT07007-X-0.10-ES-191022	CT07007-X-0.60-ES-191022	CT07008A-X-0.05-ES-200207	CT07008A-X-1.00-ES-200207	CT07008-X-0.00-ES-200116	CT07008-X-1.00-ES-200116	
				Location Code	CT07003	CT07006	CT07006	CT07007	CT07007	CT07008A	CT07008A	CT07008	CT07008	
				Sample Depth Range	0.7	0.1	0.8	0.1	0.6	0.05	1	0	1	
				Sample Date	18/10/2019	22/10/2019	22/10/2019	22/10/2019	22/10/2019	07/02/2020	07/02/2020	16/01/2020	16/01/2020	
				Matrix Description	LQM S4UL Public Open Space (POS) Residential - 1% SOM									
				C4SL Public Open Space (POS) Residential										
SVOC	Benzyl alcohol	mg/kg	0.5	-	<0.5	<2.5	<0.5	<0.5	<0.5	-	-	-	-	
	Diphenyl ether	mg/kg	0.1	-	<0.1	<0.5	<0.1	<0.1	<0.1	-	-	-	-	
	4-bromophenyl phenyl ether	mg/kg	0.1	-	<0.1	<0.5	<0.1	<0.1	<0.1	-	-	-	-	
	4-nitroaniline	mg/kg	0.1	-	<0.6	<3	<0.6	<0.6	<0.6	-	-	-	-	
	4-nitrophenol	mg/kg	0.1	-	<0.5	<2.5	<0.5	<0.5	<0.5	-	-	-	-	
	1,1-Biohexyl	mg/kg	0.1	-	<0.1	<0.5	<0.1	<0.1	<0.1	-	-	-	-	
	1,2,3,4-tetrachlorobenzene	mg/kg	0.001	830	-	-	-	-	-	-	-	-	-	
	1-Methylvinthalene	mg/kg	0.1	-	<0.1	<0.5	<0.1	<0.1	<0.1	-	-	-	-	
	2,4,5-trichlorophenol	mg/kg	0.1	-	<0.1	<0.5	<0.1	<0.1	<0.1	-	-	-	-	
	2,4,6-trichlorophenol	mg/kg	0.1	-	<0.1	<0.5	<0.1	<0.1	<0.1	-	-	-	-	
	2,4-dichlorophenol	mg/kg	0.1	-	<0.1	<0.5	<0.1	<0.1	<0.1	-	-	-	-	
	2,4-dimethylphenol	mg/kg	0.1	-	<0.1	<0.5	<0.1	<0.1	<0.1	-	-	-	-	
	2,4-dinitrophenol	mg/kg	0.5	-	<0.5	<2.5	<0.5	<0.5	<0.5	-	-	-	-	
	2,4-dinitrotoluene	mg/kg	0.1	-	<0.2	<1	<0.2	<0.2	<0.2	-	-	-	-	
	2,6-dinitrotoluene	mg/kg	0.1	-	<0.5	<2.5	<0.5	<0.5	<0.5	-	-	-	-	
	2-chloronaphthalene	mg/kg	0.1	-	<0.1	<0.5	<0.1	<0.1	<0.1	-	-	-	-	
	2-chlorophenol	mg/kg	0.1	-	<0.1	<0.5	<0.1	<0.1	<0.1	-	-	-	-	
	2-methylnaphthalene	mg/kg	0.1	-	<0.1	<0.5	<0.1	<0.1	<0.1	-	-	-	-	
	2-methylphenol	mg/kg	0.1	-	<0.1	<0.5	<0.1	<0.1	<0.1	-	-	-	-	
	2-nitroaniline	mg/kg	0.1	-	<0.5	<2.5	<0.5	<0.5	<0.5	-	-	-	-	
	2-nitrophenol	mg/kg	0.1	-	<0.1	<0.5	<0.1	<0.1	<0.1	-	-	-	-	
	3-nitroaniline	mg/kg	0.1	-	<14.5	<72.5	<14.5	<14.5	<14.5	-	-	-	-	
	4,6-Dinitro-2-methylphenol	mg/kg	0.2	-	<0.2	<1	<0.2	<0.2	<0.2	-	-	-	-	
	4-chloro-3-methylphenol	mg/kg	0.1	-	<0.1	<0.5	<0.1	<0.1	<0.1	-	-	-	-	
	4-chloroaniline	mg/kg	0.1	-	<0.5	<2.5	<0.5	<0.5	<0.5	-	-	-	-	
	4-chlorophenol	mg/kg	0.5	620	<0.5	<2.5	<0.5	<0.5	<0.5	-	-	-	-	
	4-chlorophenyl phenyl ether	mg/kg	0.1	-	<0.1	<0.5	<0.1	<0.1	<0.1	-	-	-	-	
	4-methylphenol	mg/kg	0.1	-	<0.1	<0.5	<0.1	<0.1	<0.1	-	-	-	-	
	Azobenzene	mg/kg	0.1	-	<0.3	<1.5	<0.3	<0.3	<0.3	-	-	-	-	
	Benzoic Acid	mg/kg	0.5	-	<0.5	<2.5	<0.5	<0.5	<0.5	-	-	-	-	
	Bis(2-chlorophenyl) methane	mg/kg	0.1	-	<0.1	<0.5	<0.1	<0.1	<0.1	-	-	-	-	
	Bis(2-chloroethyl) ether	mg/kg	0.1	-	<0.1	<0.5	<0.1	<0.1	<0.1	-	-	-	-	
	Bis(2-chloroisopropyl) ether	mg/kg	0.1	-	<0.5	<2.5	<0.5	<0.5	<0.5	-	-	-	-	
	Bis(2-ethylhexyl) phthalate	mg/kg	0.1	-	<0.2	<1	<0.2	<0.2	<0.2	-	-	-	-	
	Butyl benzyl phthalate	mg/kg	0.1	-	<0.2	<1	<0.2	<0.2	<0.2	-	-	-	-	
	Cabazole	mg/kg	0.1	-	<0.3	<1.5	<0.3	<0.3	<0.3	-	-	-	-	
	Dibenzofuran	mg/kg	0.1	-	<0.1	0.871	<0.1	<0.1	<0.1	-	-	-	-	
	Diethylbthalate	mg/kg	0.1	-	<0.1	<0.5	<0.1	<0.1	<0.1	-	-	-	-	
	Dimethyl phthalate	mg/kg	0.1	-	<0.1	<0.5	<0.1	<0.1	<0.1	-	-	-	-	
	Di-n-butyl phthalate	mg/kg	0.1	-	<0.1	<0.5	<0.1	<0.1	<0.1	-	-	-	-	
	Di-n-octyl phthalate	mg/kg	0.1	-	<0.2	<1	<0.2	<0.2	<0.2	-	-	-	-	
	Hexachlorobenzene	mg/kg	0.002	16	<0.1	<0.5	<0.1	<0.1	<0.1	-	-	-	-	
	Hexachlorocyclopentadiene	mg/kg	0.1	-	<0.1	<0.5	<0.1	<0.1	<0.1	-	-	-	-	
	Hexachloroethane	mg/kg	0.1	-	<0.1	<0.5	<0.1	<0.1	<0.1	-	-	-	-	
	Isobutylene	mg/kg	0.1	-	<0.1	<0.5	<0.1	<0.1	<0.1	-	-	-	-	
	Nitrobenzene	mg/kg	0.1	-	<0.5	<2.5	<0.5	<0.5	<0.5	-	-	-	-	
	N-nitrosodi-n-propylamine	mg/kg	0.1	-	<0.9	<4.5	<0.9	<0.9	<0.9	-	-	-	-	
	n-Nitrosodiphenylamine	mg/kg	0.1	-	<0.1	<0.5	<0.1	<0.1	<0.1	-	-	-	-	
	Pentachlorobenzene	mg/kg	0.001	100	-	-	-	-	-	-	-	-	-	
	Pentachloronitrobenzene	mg/kg	0.05	-	-	-	-	-	-	-	-	-	-	
	Pentachlorophenol	mg/kg	0.1	60	<0.5	<2.5	<0.5	<0.5	<0.5	-	-	-	-	
PCB	PCB-110	mg/kg	-	-	<0.5	<2.5	<0.5	<0.5	<0.5	-	-	-	-	
	PCB-128	mg/kg	-	-	-	-	-	-	-	-	-	-	-	
	PCB-141	mg/kg	-	-	-	-	-	-	-	-	-	-	-	
	PCB-149	mg/kg	-	-	-	-	-	-	-	-	-	-	-	
	PCB-151	mg/kg	-	-	-	-	-	-	-	-	-	-	-	
	PCB-158	mg/kg	-	-	-	-	-	-	-	-	-	-	-	
	PCB-170	mg/kg	-	-	-	-	-	-	-	-	-	-	-	
	PCB-18	mg/kg	-	-	-	-	-	-	-	-	-	-	-	
	PCB-183	mg/kg	-	-	-	-	-	-	-	-	-	-	-	
	PCB-187	mg/kg	-	-	-	-	-	-	-	-	-	-	-	
	PCB-194	mg/kg	-	-	-	-	-	-	-	-	-	-	-	
	PCB-31	mg/kg	-	-	-	-	-	-	-	-	-	-	-	
	PCB-44	mg/kg	-	-	-	-	-	-	-	-	-	-	-	
	PCB-49	mg/kg	-	-	-	-	-	-	-	-	-	-	-	
	2,2,4,4-tetrachloro-1,1-Biphenyl	mg/kg	-	-	-	-	-	-	-	-	-	-	-	
	2,3,4,4-tetrachloro-1,1-Biphenyl	mg/kg	-	-	-	-	-	-	-	-	-	-	-	
	Heptachlorobiphenyl, 2,3,3,4,4,5,5- (PCB 189)	mg/kg	0.003	-	-	-	-	-	-	-	-	-	-	
	Hexachlorobiphenyl, 2,3,3,4,4,5- (PCB 156)	mg/kg	0.003	-	-	-	-	-	-	-	-	-	-	
	Hexachlorobiphenyl, 2,3,3,4,4,5- (PCB 157)	mg/kg	0.003	-	-	-	-	-	-	-	-	-	-	
	Hexachlorobiphenyl, 2,3,4,4,5,5- (PCB 167)	mg/kg	0.003	-	-	-	-	-	-	-	-	-	-	
	Hexachlorobiphenyl, 3,3,4,4,5,5- (PCB 169)	mg/kg	0.003	-	-	-	-	-	-	-	-	-	-	
	PCB 101	mg/kg	0.003	-	-	-	-	-	-	-	-	-	-	
	PCB 118	mg/kg	0.003	-	-	-	-	-	-	-	-	-	-	
	PCB 138	mg/kg	0.003	-	-	-	-	-	-	-	-	-	-	
	PCB 153	mg/kg	0.003	-	-	-	-	-	-	-	-	-	-	
	PCB 180	mg/kg	0.003	-	-	-	-	-	-	-	-	-	-	
	PCB 26	mg/kg	0.003	-	-	-	-	-	-	-	-	-	-	
	PCB 52	mg/kg	0.003	-	-	-	-	-	-	-	-	-	-	
	Pentachlorobiphenyl, 2,3,3,4,4- (PCB 105)	mg/kg	0.003	-	-	-	-	-	-	-	-	-	-	
	Pentachlorobiphenyl, 2,3,3,4,4,5- (PCB 114)	mg/kg	0.003	-	-	-	-	-	-	-	-	-	-	
	Pentachlorobiphenyl, 2,3,4,4,5- (PCB 123)	mg/kg	0.003	-	-	-	-	-	-	-	-	-	-	
	Pentachlorobiphenyl, 3,3,4,4,5- (PCB 126)	mg/kg	0.003	-	-	-	-	-	-	-	-	-	-	
	Tetrachlorobiphenyl, 3,3,4,4- (PCB 77)	mg/kg	0.003	-	-	-	-	-	-	-	-	-	-	
	Tetrachlorobiphenyl, 3,4,4,5- (PCB 81)	mg/kg	0.003	-	-	-	-	-	-	-	-	-	-	
	Total PCB 7 congeners	mg/kg	0.021	-	-	-	-	-	-	-	-	-	-	
	Total PCB WHO 12	mg/kg	0.036	-	-	-	-	-	-	-	-	-	-	



		Field ID	CT07008-X-0.70-ES-191018	CT07006-X-0.10-ES-191022	CT07006-X-0.80-ES-191022	CT07007-X-0.10-ES-191022	CT07007-X-0.60-ES-191022	CT07008A-X-0.05-ES-200207	CT07008A-X-1.00-ES-200207	CT07008-X-0.00-ES-200116	CT07008-X-1.00-ES-200116	
		Location Code	CT07003	CT07006	CT07006	CT07007	CT07007	CT07008A	CT07008A	CT07008	CT07008	
		Sample Depth Range	0.7	0.1	0.8	0.1	0.6	0.05	1	0	1	
		Sample Date	18/10/2019	22/10/2019	22/10/2019	22/10/2019	22/10/2019	07/02/2020	07/02/2020	16/01/2020	16/01/2020	
		Matrix Description	LQM S4UL Public Open Space (POS) Residential - 1% SOM									
		C4SL Public Open Space (POS) Residential										
Chem Group	ChemName	output unit	EQL									
	o-BHC (Lindane)	mg/kg	0.001	-	-	-	-	-	-	-	-	
	Heptachlor	mg/kg	0.003	-	-	-	-	-	-	-	-	
	Isodrin	mg/kg	0.002	-	-	-	-	-	-	-	-	
	Isoproturon	mg/kg	-	-	-	-	-	-	-	-	-	
	Linuron	mg/kg	-	-	-	-	-	-	-	-	-	
	Malathion	mg/kg	0.002	-	-	-	-	-	-	-	-	
	2-Methyl-4-chlorophenoxyacetic acid	mg/kg	-	-	-	-	-	-	-	-	-	
	2-Methyl-4-Chlorophenoxy Butanoic Acid	mg/kg	-	-	-	-	-	-	-	-	-	
	Mecoprop	mg/kg	-	-	-	-	-	-	-	-	-	
	Methoxychlor	mg/kg	0.005	-	-	-	-	-	-	-	-	
	Methyl carathion	mg/kg	0.01	-	-	-	-	-	-	-	-	
	Mevinphos (Phosdrin)	mg/kg	0.002	-	-	-	-	-	-	-	-	
	o,p-DDD	mg/kg	0.005	-	-	-	-	-	-	-	-	
	o,p'-DDE	mg/kg	0.002	-	-	-	-	-	-	-	-	
	o,p'-Methoxychlor	mg/kg	0.05	-	-	-	-	-	-	-	-	
	Parathion	mg/kg	0.005	-	-	-	-	-	-	-	-	
	Pendimethalin	mg/kg	0.01	-	-	-	-	-	-	-	-	
	Permethrin	mg/kg	0.05	-	-	-	-	-	-	-	-	
	Permethrin II	mg/kg	0.003	-	-	-	-	-	-	-	-	
	Phorate	mg/kg	0.01	-	-	-	-	-	-	-	-	
	Priniphos-methyl	mg/kg	0.002	-	-	-	-	-	-	-	-	
	Priniphos-ethyl	mg/kg	0.002	-	-	-	-	-	-	-	-	
	Prometon	mg/kg	0.05	-	-	-	-	-	-	-	-	
	Prometryn	mg/kg	0.05	-	-	-	-	-	-	-	-	
	Pronamide	mg/kg	0.002	-	-	-	-	-	-	-	-	
	Propazine	mg/kg	0.05	-	-	-	-	-	-	-	-	
	Propiconazole	mg/kg	-	-	-	-	-	-	-	-	-	
	Propoxycarbazono-sodium	mg/kg	-	-	-	-	-	-	-	-	-	
	Simazine	mg/kg	0.05	-	-	-	-	-	-	-	-	
	Terbutryn	mg/kg	0.05	-	-	-	-	-	-	-	-	
	Terbutylazine	mg/kg	0.05	-	-	-	-	-	-	-	-	
	Phoxalone	mg/kg	0.005	-	-	-	-	-	-	-	-	
	Phosphamidon	mg/kg	0.005	-	-	-	-	-	-	-	-	
	Triadimefon	mg/kg	0.002	-	-	-	-	-	-	-	-	
	Triallate	mg/kg	0.002	-	-	-	-	-	-	-	-	
	Triclopyr	mg/kg	0.1	-	-	-	-	-	-	-	-	
	Triclosan	mg/kg	-	-	-	-	-	-	-	-	-	
	Trifluralin	mg/kg	0.01	-	-	-	-	-	-	-	-	
	Tebuconazole	mg/kg	-	-	-	-	-	-	-	-	-	
	Telodrin	mg/kg	0.05	-	-	-	-	-	-	-	-	
	Triazophos	mg/kg	0.003	-	-	-	-	-	-	-	-	
SVOC TIC	SVOC TICs - Detect	Detect	-	-	-	-	-	-	-	-	-	
	Anthracene 9,10-	mg/kg	-	<0.3	<0.3	<0.3	<0.3	-	-	-	-	
	SVOC Tentatively Identified Compounds	mg/kg	0.1	-	-	-	-	-	-	-	-	
	Aniline	mg/kg	0.3	<0.3	<0.3	<0.3	<0.3	-	-	-	-	
VOC TIC	VOC TICs - Detect	Detect	-	-	-	-	-	-	-	-	-	
	VOC Tentatively Identified Compounds	mg/kg	0.05	-	-	-	-	-	-	-	-	
	Freon 113	mg/kg	0.005	<0.005	<0.005	<0.005	<0.005	-	-	-	-	
Other	Temperature	°C	-	-	-	-	-	-	-	-	-	
	Conductivity @ 20°C	µS/cm	14	-	-	-	-	-	-	-	-	
	% Stones <4mm	%	0	0	0	0	0	0	0	0	0	
	Fraction of non-crushable material	%	0	0	0	0	0	0	0	0	0	
	Moisture Content (dried @35°C)	%	-	-	-	-	-	-	-	-	-	
	Moisture Content 105C	%	0.1	24.1	17.6	17.5	26.3	22.8	27.8	27.4	26.2	
	pH (Lab)	Units	1	8.6	9.4	10.7	8.3	10.2	8.6	8.6	8.8	
	Stone Content	%	0.1	0	5.3	18.7	0	9	0	0	3.9	
	Total Organic Carbon	%	0.02	0.55	1.86	0.86	0.65	1.05	0.49	0.5	0.48	

**Env Stds Comments**  
 #1:GAC is only presented as speciated chromium. 7.7mg/kg is used for hexavalent. If hexavalent chromium (CVI) data is available, a value of 1,500mg/kg r  
 #2:C4SL for lead adopted  
 #3:GAC only presented as speciated mercury. 16mg/kg is used for elemental mercury. If the CSM indicates that elemental mercury is not a CoC and mercury  
 #4:Updated S4UL for nickel  
 #5:S4UL exceeds solubility saturation limit  
 #6:Criteria derived for Al<sup>3</sup>-C16-C35 split between Al<sup>3</sup>-C16-21 & Al<sup>3</sup>-C21-35. Requires summation of fractions to use Al<sup>3</sup>-C16-C35 criteria.  
 #7:Criteria presented is for p-xylene. A separate value is presented for o-xylene.  
 #8:S4UL based on a threshold protective of direct skin contact with phenol

**Legend**

38.2	Results exceeds GAC.
<50	Results MDL is greater than GAC.
NAD	No asbestos detected.
-	Determinand has not been tested for.

**Notes**  
 A range is given where a determinand has been analysed for by more than one method.



Chem Group	ChemName	output unit	EQL	Matrix Description	Sampled Date Time													
					C4SL Public Open Space (POS)		LQM S4UL Public Open Space (POS) Residential - 1% SOM		C4SL Public Open Space (POS)		LQM S4UL Public Open Space (POS) Residential - 1% SOM		C4SL Public Open Space (POS)		LQM S4UL Public Open Space (POS) Residential - 1% SOM			
					18/10/2019	30/10/2019	30/10/2019	30/10/2019	30/10/2019	30/10/2019	30/10/2019	30/10/2019	30/10/2019	30/10/2019	30/10/2019	30/10/2019	30/10/2019	
Field ID	CT07009-X-0.60-ES-191018	CT07011-X-0.05-ES-191030	CT07011-X-0.50-ES-191030	CT07011-X-0.50-ES-191030	CT07011-X-1.00-ES-191030	CT07013-X-0.05-ES-191017	CT07013-X-0.50-ES-191017	CT07013-X-1.00-ES-191017	CT07014-X-0.05-ES-191021	CT07009	CT07011	CT07011	CT07011	CT07011	CT07013	CT07013	CT07013	CT07014
Location Code	0.6	0.05	0.5	0.5	1	0.05	0.05	0.5	0.05	0.6	0.05	0.05	0.5	0.5	0.5	0.5	0.05	
Sample Depth	0.6	0.05	0.5	0.5	1	0.05	0.05	0.5	0.05	0.6	0.05	0.05	0.5	0.5	0.5	0.5	0.05	
Range	0.6	0.05	0.5	0.5	1	0.05	0.05	0.5	0.05	0.6	0.05	0.05	0.5	0.5	0.5	0.5	0.05	
Chem Group	ChemName	output unit	EQL	Matrix Description	18/10/2019	30/10/2019	30/10/2019	30/10/2019	30/10/2019	30/10/2019	30/10/2019	30/10/2019	30/10/2019	30/10/2019	30/10/2019	30/10/2019	30/10/2019	30/10/2019
Anthrax	Detection of Anthrax (Bacillus Anthracis)	-	-	-	-	-	-	-	-	-	-	-	-	-	-	-	-	-
Metals	Antimony	mg/kg	0.1	-	0.4	4	0.5	3.7	0.4	0.3	0.3	0.3	0.3	0.2	0.2	0.2	0.2	-
	Arsenic	mg/kg	0.3	79	8.6	12.9	13.5	10.1	13.1	12.5	10.3	10.8	8.4	8.4	8.4	8.4	8.4	8.4
	Boron	mg/kg	0.5	21000	3.1	2.5	3.4	3.2	2.9	2.8	2.4	3.2	2.9	2.9	2.9	2.9	2.9	2.9
	Cadmium	mg/kg	0.02	220	120	0.28	0.9	0.22	0.59	0.17	0.4	0.3	0.39	0.39	0.39	0.39	0.39	0.39
	Chromium (hexavalent)	mg/kg	0.1	21	7.7	<0.1	<0.1	<0.1	<0.1	<0.1	<0.1	<0.1	<0.1	<0.1	<0.1	<0.1	<0.1	<0.1
	Chromium	mg/kg	0.5	21	32.6	63.3	42.9	62.6	31.5	46	36	35.4	37.6	37.6	37.6	37.6	37.6	37.6
	Cobalt	mg/kg	0.1	-	-	-	-	-	-	-	-	-	-	-	-	-	-	-
	Cooper	mg/kg	0.5	12000	29.4	86.5	31.9	59.7	23.5	38.1	28.9	27.3	31.1	31.1	31.1	31.1	31.1	31.1
	Lead	mg/kg	0.5	630	13.4	170.6	19.2	207.6	13	17	13.3	13	13.3	13.3	13.3	13.3	13.3	13.3
	Mercury	mg/kg	0.1	-	<0.1	0.24	<0.1	0.15	<0.1	<0.1	<0.1	<0.1	<0.1	<0.1	<0.1	<0.1	<0.1	<0.1
	Molybdenum	mg/kg	0.1	-	<0.1	9.6	0.6	5.3	0.7	0.5	0.6	<0.5	<0.5	<0.5	<0.5	<0.5	<0.5	<0.5
	Nickel	mg/kg	0.2	23000	30.8	112.2	42.6	33.8	33.4	43.8	35.7	34.3	35.8	35.8	35.8	35.8	35.8	35.8
	Selenium	mg/kg	0.5	1100	1.4	0.8	1.2	0.9	0.8	1.9	1.4	1.4	1.9	1.9	1.9	1.9	1.9	1.9
	Vanadium	mg/kg	0.2	2000	48.6	33.7	68.5	38.7	52.6	74.5	61.9	61.9	61.9	61.9	61.9	61.9	61.9	61.9
	Zinc	mg/kg	1.9	81000	70	253.9	78.6	180.1	63.6	114.2	88.1	88.8	83.2	83.2	83.2	83.2	83.2	83.2
Asbestos	Anthophyllite	Detect	-	-	-	-	-	-	-	-	-	-	-	-	-	-	-	-
	Asbestos Containing Material	Detect	-	-	-	-	-	-	-	-	-	-	-	-	-	-	-	-
	Asbestos Analysis Comments	-	-	-	-	-	-	-	-	-	-	-	-	-	-	-	-	-
	Asbestos PCOM Quantification	%	0.001	-	-	-	-	-	-	-	-	-	-	-	-	-	-	-
	Asbestos Quantification Total	%	0.001	-	-	-	-	-	-	-	-	-	-	-	-	-	-	-
	Asbestos: Actinolite	Detect	-	-	-	-	-	-	-	-	-	-	-	-	-	-	-	-
	Additional Asbestos Components (Using TM048)	Comment	-	-	-	-	-	-	-	-	-	-	-	-	-	-	-	-
	Crocidolite Asbestos	Detect	-	-	-	-	-	-	-	-	-	-	-	-	-	-	-	-
	Asbestos Gravimetric Quantification	%	0.001	-	-	-	-	-	-	-	-	-	-	-	-	-	-	-
	Asbestos ID (Stage 1)	Detect	-	NAD	NAD	NAD	NAD	NAD	NAD	NAD	NAD	NAD	NAD	NAD	NAD	NAD	NAD	NAD
	Chrysotile Asbestos	Detect	-	-	-	-	-	-	-	-	-	-	-	-	-	-	-	-
	Amosite Asbestos	Detect	-	-	-	-	-	-	-	-	-	-	-	-	-	-	-	-
	Non-Asbestos Fibre	Detect	-	-	-	-	-	-	-	-	-	-	-	-	-	-	-	-
	Tremolite	Detect	-	-	-	-	-	-	-	-	-	-	-	-	-	-	-	-
Inorganics	Ammoniacal Nitrogen as N	mg/kg	12	-	-	-	-	-	-	-	-	-	-	-	-	-	-	-
	Cyanide (Free)	mg/kg	0.5	<0.5	<0.5	<0.5	<0.5	<0.5	<0.5	<0.5	<0.5	<0.5	<0.5	<0.5	<0.5	<0.5	<0.5	<0.5
	Cyanide Total	mg/kg	0.5	<0.5	<0.5	<0.5	<0.5	<0.5	<0.5	<0.5	<0.5	<0.5	<0.5	<0.5	<0.5	<0.5	<0.5	<0.5
	Cyanides-complex	mg/kg	1	-	-	-	-	-	-	-	-	-	-	-	-	-	-	-
	Phosphates	mg/kg	4	-	-	-	-	-	-	-	-	-	-	-	-	-	-	-
PAH	Coronene	mg/kg	0.3	-	-	-	-	-	-	-	-	-	-	-	-	-	-	-
	Naphthalene	mg/kg	0.005	4900	<0.08	<0.08	<0.08	<0.08	<0.005	<0.08	<0.08	<0.08	<0.08	<0.08	<0.08	<0.08	<0.08	<0.08
	Acenaphthene	mg/kg	0.008	15000	<0.08	<0.08	<0.08	<0.08	<0.08	<0.08	<0.08	<0.08	<0.08	<0.08	<0.08	<0.08	<0.08	<0.08
	Acenaphthylene	mg/kg	0.012	15000	<0.08	<0.08	<0.08	<0.08	<0.08	<0.08	<0.08	<0.08	<0.08	<0.08	<0.08	<0.08	<0.08	<0.08
	Fluoranthene	mg/kg	0.017	3100	0.39	<0.08	<0.08	<0.08	<0.08	<0.08	<0.08	<0.08	<0.08	<0.08	<0.08	<0.08	<0.08	<0.08
	Anthracene	mg/kg	0.016	74000	<0.08	<0.08	<0.08	<0.08	<0.08	<0.08	<0.08	<0.08	<0.08	<0.08	<0.08	<0.08	<0.08	<0.08
	Phenanthrene	mg/kg	0.015	3100	0.16	<0.08	<0.08	<0.08	<0.08	<0.08	<0.08	<0.08	<0.08	<0.08	<0.08	<0.08	<0.08	<0.08
	Fluorene	mg/kg	0.01	9900	<0.08	<0.08	<0.08	<0.08	<0.08	<0.08	<0.08	<0.08	<0.08	<0.08	<0.08	<0.08	<0.08	<0.08
	Chrysene	mg/kg	0.01	57	<0.08	<0.08	<0.08	<0.08	<0.08	<0.08	<0.08	<0.08	<0.08	<0.08	<0.08	<0.08	<0.08	<0.08
	Pyrene	mg/kg	0.015	7400	0.32	<0.08	<0.08	<0.08	<0.08	<0.08	<0.08	<0.08	<0.08	<0.08	<0.08	<0.08	<0.08	<0.08
	Benzo(a)anthracene	mg/kg	0.014	29	0.17	<0.08	<0.08	<0.08	<0.08	<0.08	<0.08	<0.08	<0.08	<0.08	<0.08	<0.08	<0.08	<0.08
	Benzo(b)fluoranthene	mg/kg	0.015	7.1	0.17	<0.08	<0.08	<0.08	<0.08	<0.08	<0.08	<0.08	<0.08	<0.08	<0.08	<0.08	<0.08	<0.08
	Benzo(k)fluoranthene	mg/kg	0.014	190	0.09	<0.08	<0.08	<0.08	<0.08	<0.08	<0.08	<0.08	<0.08	<0.08	<0.08	<0.08	<0.08	<0.08
	Benzo(a)pyrene	mg/kg	0.015	5.7	0.16	<0.08	<0.08	<0.08	<0.08	<0.08	<0.08	<0.08	<0.08	<0.08	<0.08	<0.08	<0.08	<0.08
	Dibenz(a,h)anthracene	mg/kg	0.023	0.57	<0.08	<0.08	<0.08	<0.08	<0.08	<0.08	<0.08	<0.08	<0.08	<0.08	<0.08	<0.08	<0.08	<0.08
	Benzo(g,h,i)perylene	mg/kg	0.024	640	0.09	<0.08	<0.08	<0.08	<0.08	<0.08	<0.08	<0.08	<0.08	<0.08	<0.08	<0.08	<0.08	<0.08
	Indeno(1,2,3-c,d)pyrene	mg/kg	0.018	82	0.1	<0.08	<0.08	<0.08	<0.08	<0.08	<0.08	<0.08	<0.08	<0.08	<0.08	<0.08	<0.08	<0.08
TPH CWG	PAH 16 Total	mg/kg	0.118	-	<2.35	<1.28	<1.28	<1.28	<1.28	<1.28	<1.28	<1.28	<1.28	<1.28	<1.28	<1.28	<1.28	<1.28
	>C6-C8 Aliphatics	mg/kg	0.01	600000	<0.2	<0.2	<0.2	<0.2	<0.2	<0.2	<0.2	<0.2	<0.2	<0.2	<0.2	<0.2	<0.2	<0.2
	>C6-C7 Aliphatics	mg/kg	0.2	600000	<0.2	<0.2	<0.2	<0.2	<0.2	<0.2	<0.2	<0.2	<0.2	<0.2	<0.2	<0.2	<0.2	<0.2
	>C6-C8 Aliphatics	mg/kg	0.01	600000	<0.2	<0.2	<0.2	<0.2	<0.2	<0.2	<0.2	<0.2	<0.2	<0.2	<0.2	<0.2	<0.2	<0.2
	>C10-C44 Aliphatics	mg/kg	5	-	-	-	-	-	-	-	-	-	-	-	-	-	-	-
	>C7-C8 Aliphatics	mg/kg	0.2	-	<0.2	<0.2	<0.2	<0.2	<0.2	<0.2	<0.2	<0.2	<0.2	<0.2	<0.2	<0.2	<0.2	<0.2
	>C10-C44 Aliphatics/Aromatics	mg/kg	10	-	-	-	-	-	-	-	-	-	-	-	-	-	-	-
	>C8-C10 Aliphatics	mg/kg	0.01	13000	<0.2	<0.2	<0.2	<0.2	<0.2	<0.2	<0.2	<0.2	<0.2	<0.2	<0.2	<0.2	<0.2	<0.2
	>C10-C12 Aliphatics	mg/kg	0.															

Chem Group	ChemName	output unit	EQL	Field ID	CT07009-X-0.60-ES-191018	CT07011-X-0.05-ES-191030	CT07011-X-0.50-ES-191030	CT07011-X-0.50-ES-191030	CT07011-X-1.00-ES-191030	CT07013-X-0.05-ES-191017	CT07013-X-0.50-ES-191017	CT07013-X-1.00-ES-191017	CT07014-X-0.05-ES-191021	
				Location Code	CT07009	CT07011	CT07011	CT07011	CT07011	CT07013	CT07013	CT07013	CT07014	
				Sample Depth Range	0.6	0.05	0.5	0.5	1	0.05	0.5	1	0.05	
				Sample Date	18/10/2019	30/10/2019	30/10/2019	30/10/2019	30/10/2019	17/10/2019	17/10/2019	17/10/2019	21/10/2019	
				Matrix Description	LQM S4UL Public Open Space (POS) Residential - 1% SOM									
				C4SL Public Open Space (POS) Residential										
TPH	>C6-C8	mg/kg	0.02		<0.2	<0.2	<0.2	<0.2	<0.2	<0.2	<0.2	<0.2	<0.2	
	>C6-C7	mg/kg	0.02		<0.2	<0.2	<0.2	<0.2	<0.2	<0.2	<0.2	<0.2	<0.2	
	>C7-C8	mg/kg	0.02		<0.2	<0.2	<0.2	<0.2	<0.2	<0.2	<0.2	<0.2	<0.2	
	>C6-C9	mg/kg	0.2		-	-	-	-	-	-	-	-	-	
	>C8-C10	mg/kg	0.02		<0.2	<0.2	<0.2	<0.2	<0.2	<0.2	<0.2	<0.2	<0.2	
	>C10-C12	mg/kg	0.02		-	-	-	-	-	-	-	-	<2	
	>C12-C16	mg/kg	2		-	-	-	-	-	-	-	-	4.46	
	>C16-C21	mg/kg	2		-	-	-	-	-	-	-	-	14.4	
	>C21-C28	mg/kg	35		-	-	-	-	-	-	-	-	-	
	>C21-C35	mg/kg	4.38		-	-	-	-	-	-	-	-	15.1	
	>C28-C35	mg/kg	35		-	-	-	-	-	-	-	-	-	
	>C31-C40	mg/kg	10		-	-	-	-	-	-	-	-	-	
	>C35-C40	mg/kg	35		-	-	-	-	-	-	-	-	15.1	
	GRO >C5-10	mg/kg	0.02		-	-	-	-	-	-	-	-	-	
	TPH >C8-C40	mg/kg	10		-	-	-	-	-	-	-	-	-	
	EPH >C5-40	mg/kg	35		-	-	-	-	-	-	-	-	<34.7	
	EPH >C10-40	mg/kg	35		-	-	-	-	-	-	-	-	-	
	GRO	mg/kg	0.2		<0.2	<0.2	<0.2	<0.2	<0.2	<0.2	<0.2	<0.2	<0.2	
	GRO >C5-12	mg/kg	0.1		-	-	-	-	-	-	-	-	-	
	TPH by GC/ED (AR)	mg/kg	10		-	-	-	-	-	-	-	-	34.8	
	BTEX and MTE	Benzene	mg/kg	0.001	140	72	<0.001	<0.001	<0.001	<0.001	<0.001	<0.001	<0.001	<0.001
Toluene		mg/kg	0.005		56000	<0.005	<0.005	<0.005	<0.005	<0.005	<0.005	<0.005	<0.005	
Ethylbenzene		mg/kg	0.002		24000	<0.002	<0.002	<0.002	<0.002	<0.002	<0.002	<0.002	<0.002	
Xylene (m & o)		mg/kg	0.004		41000	<0.004	<0.004	<0.004	<0.004	<0.004	<0.004	<0.004	<0.004	
Xylene (p)		mg/kg	0.002		41000	<0.002	<0.002	<0.002	<0.002	<0.002	<0.002	<0.002	<0.002	
Xylene Total		mg/kg	0.02			<0.03	<0.03	<0.03	<0.03	<0.03	<0.03	<0.03	<0.03	
MTE		mg/kg	0.001			-	-	-	-	-	-	-	-	
Total BTEX	mg/kg	0.04			-	-	-	-	-	-	-	-		
VOC	Styrene	mg/kg	0.001			-	-	-	-	<0.001	-	-	-	
	cis-1,3-dichloroethene	mg/kg	0.001			-	-	-	-	<0.001	-	-	-	
	trans-1,3-dichloroethene	mg/kg	0.001			-	-	-	-	<0.001	-	-	-	
	1,1,1,2-tetrachloroethane	mg/kg	0.001	1400		-	-	-	-	<0.001	-	-	-	
	1,1,1-trichloroethane	mg/kg	0.001	140000		-	-	-	-	<0.001	-	-	-	
	1,1,2,2-tetrachloroethane	mg/kg	0.001	1400		-	-	-	-	<0.001	-	-	-	
	1,1,2-dichloroethane	mg/kg	0.001			-	-	-	-	<0.001	-	-	-	
	1,1-dichloroethane	mg/kg	0.001			-	-	-	-	<0.001	-	-	-	
	1,1-dichloroethene	mg/kg	0.001			-	-	-	-	<0.001	-	-	-	
	1,1-dichloroethane	mg/kg	0.001			-	-	-	-	<0.001	-	-	-	
	1,2-dichloroethane	mg/kg	0.001			-	-	-	-	<0.001	-	-	-	
	1,2-dichloroethene	mg/kg	0.001			-	-	-	-	<0.001	-	-	-	
	1,2-dibromo-3-chloropropane	mg/kg	0.001			-	-	-	-	<0.001	-	-	-	
	1,2-dibromopropane	mg/kg	0.001			-	-	-	-	<0.001	-	-	-	
	1,2-dichloropropane	mg/kg	0.001	29		-	-	-	-	<0.001	-	-	-	
	1,3,5-trimethylbenzene	mg/kg	0.001			-	-	-	-	<0.001	-	-	-	
	1,3-dichloropropane	mg/kg	0.001			-	-	-	-	<0.001	-	-	-	
	2,2-dichloropropane	mg/kg	0.001			-	-	-	-	<0.001	-	-	-	
	2-chlorotoluene	mg/kg	0.001			-	-	-	-	<0.001	-	-	-	
	4-chlorotoluene	mg/kg	0.001			-	-	-	-	<0.001	-	-	-	
	Bromobenzene	mg/kg	0.001			-	-	-	-	<0.001	-	-	-	
	Bromochloromethane	mg/kg	0.001			-	-	-	-	<0.001	-	-	-	
	Bromodichloromethane	mg/kg	0.001			-	-	-	-	<0.001	-	-	-	
	Bromoform	mg/kg	0.001			-	-	-	-	<0.001	-	-	-	
	Bromomethane	mg/kg	0.001			-	-	-	-	<0.001	-	-	-	
	Carbon disulfide	mg/kg	0.007	11000		-	-	-	-	<0.001	-	-	-	
	Carbon tetrachloride	mg/kg	0.001	890		-	-	-	-	<0.001	-	-	-	
	Chlorobromomethane	mg/kg	0.001			-	-	-	-	<0.001	-	-	-	
	Chloroethane	mg/kg	0.002			-	-	-	-	<0.002	-	-	-	
	Chloroform	mg/kg	0.001	2500		-	-	-	-	<0.001	-	-	-	
	Chloromethane	mg/kg	0.003			-	-	-	-	<0.003	-	-	-	
	cis-1,2-dichloroethene	mg/kg	0.005			-	-	-	-	<0.005	-	-	-	
	Dibromomethane	mg/kg	0.001			-	-	-	-	<0.001	-	-	-	
	Dichlorodifluoromethane	mg/kg	0.001			-	-	-	-	<0.001	-	-	-	
	Dichloromethane	mg/kg	0.01			-	-	-	-	-	-	-	-	
	Isopropylbenzene	mg/kg	0.001			-	-	-	-	<0.001	-	-	-	
	n-butylbenzene	mg/kg	0.001			-	-	-	-	<0.001	-	-	-	
	n-propylbenzene	mg/kg	0.001			-	-	-	-	<0.001	-	-	-	
	p-isocrotyltoluene	mg/kg	0.001			-	-	-	-	<0.001	-	-	-	
	sec-butylbenzene	mg/kg	0.001			-	-	-	-	<0.001	-	-	-	
	Trichloroethene	mg/kg	0.001	120		-	-	-	-	<0.001	-	-	-	
	tert-butylbenzene	mg/kg	0.001			-	-	-	-	<0.001	-	-	-	
	Tetrachloroethene	mg/kg	0.003	1400		-	-	-	-	<0.003	-	-	-	
trans-1,2-dichloroethene	mg/kg	0.001			-	-	-	-	<0.001	-	-	-		
Trichlorofluoromethane	mg/kg	0.001			-	-	-	-	<0.001	-	-	-		
Vinyl chloride	mg/kg	0.001	3.5		-	-	-	-	<0.001	-	-	-		
tert-Amyl methyl ether	mg/kg	0.01	1800		-	-	-	-	-	-	-	-		
1,2,3-trichlorobenzene	mg/kg	0.001	1800		-	-	-	-	<0.003	-	-	-		
1,2,4-trichlorobenzene	mg/kg	0.003	15000		-	-	-	-	<0.003	-	-	-		
1,2-dichlorobenzene	mg/kg	0.001	90000		-	-	-	-	<0.001	-	-	-		
1,3,5-Trichlorobenzene	mg/kg	0.001	1700		-	-	-	-	-	-	-	-		
1,3-dichlorobenzene	mg/kg	0.001	300		-	-	-	-	<0.001	-	-	-		
1,4-dichlorobenzene	mg/kg	0.001	17000		-	-	-	-	<0.001	-	-	-		
Chlorobenzene	mg/kg	0.001	11000		-	-	-	-	<0.001	-	-	-		
Hexachlorobutadiene	mg/kg	0.002	25		-	-	-	-	<0.002	-	-	-		

Chem Group	ChemName	output unit	EQL	Field ID	CT07009	CT07011	CT07011-X-0.05-ES-191030	CT07011-X-0.50-ES-191030	CT07011-X-0.50-ES-191030	CT07011-X-1.00-ES-191030	CT07011-X-1.00-ES-191030	CT07013-X-0.05-ES-191017	CT07013-X-0.50-ES-191017	CT07013-X-1.00-ES-191017	CT07014-X-0.05-ES-191021
				Location Code	CT07009	CT07011	CT07011	CT07011	CT07011	CT07011	CT07013	CT07013	CT07013	CT07014	
				Sample Depth Range	0.6	0.05	0.5	0.5	1	0.05	0.5	1	0.05		
				Sample Date	18/10/2019	30/10/2019	30/10/2019	30/10/2019	30/10/2019	17/10/2019	17/10/2019	17/10/2019	17/10/2019	21/10/2019	
				Matrix Description	LQM S4UL Public Open Space (POS) Residential - 1% SOM										
				C4SL Public Open Space (POS) Residential											
SVOC	Benzyl alcohol	mg/kg	0.5	-	-	-	-	-	-	-	-	-	-	-	-
	Diphenyl ether	mg/kg	0.1	-	-	-	-	-	-	-	-	-	-	-	-
	4-bromophenyl phenyl ether	mg/kg	0.1	-	-	-	-	-	-	-	-	-	-	-	-
	4-nitroaniline	mg/kg	0.1	-	-	-	-	-	-	-	-	-	-	-	-
	4-nitrophenol	mg/kg	0.1	-	-	-	-	-	-	-	-	-	-	-	-
	1,1-Biohexyl	mg/kg	0.1	-	-	-	-	-	-	-	-	-	-	-	-
	1,2,3,4-tetrachlorobenzene	mg/kg	0.001	830	-	-	-	-	-	-	-	-	-	-	-
	1-Methylnaphthalene	mg/kg	0.1	-	-	-	-	-	-	-	-	-	-	-	-
	2,4,5-trichlorophenol	mg/kg	0.1	-	-	-	-	-	-	-	-	-	-	-	-
	2,4,6-trichlorophenol	mg/kg	0.1	-	-	-	-	-	-	-	-	-	-	-	-
	2,4-dichlorophenol	mg/kg	0.1	-	-	-	-	-	-	-	-	-	-	-	-
	2,4-dimethylphenol	mg/kg	0.1	-	-	-	-	-	-	-	-	-	-	-	-
	2,4-dinitrophenol	mg/kg	0.5	-	-	-	-	-	-	-	-	-	-	-	-
	2,4-dinitrotoluene	mg/kg	0.1	-	-	-	-	-	-	-	-	-	-	-	-
	2,6-dinitrotoluene	mg/kg	0.1	-	-	-	-	-	-	-	-	-	-	-	-
	2-chloronaphthalene	mg/kg	0.1	-	-	-	-	-	-	-	-	-	-	-	-
	2-chlorophenol	mg/kg	0.1	-	-	-	-	-	-	-	-	-	-	-	-
	2-methylnaphthalene	mg/kg	0.1	-	-	-	-	-	-	-	-	-	-	-	-
	2-methylphenol	mg/kg	0.1	-	-	-	-	-	-	-	-	-	-	-	-
	2-nitroaniline	mg/kg	0.1	-	-	-	-	-	-	-	-	-	-	-	-
	2-nitrophenol	mg/kg	0.1	-	-	-	-	-	-	-	-	-	-	-	-
	3-nitroaniline	mg/kg	0.1	-	-	-	-	-	-	-	-	-	-	-	-
	4,6-Dinitro-2-methylphenol	mg/kg	0.2	-	-	-	-	-	-	-	-	-	-	-	-
	4-chloro-3-methylphenol	mg/kg	0.1	-	-	-	-	-	-	-	-	-	-	-	-
	4-chloroaniline	mg/kg	0.1	-	-	-	-	-	-	-	-	-	-	-	-
	4-chlorophenol	mg/kg	0.5	-	-	-	-	-	-	-	-	-	-	-	-
	4-chlorophenyl phenyl ether	mg/kg	0.1	-	-	-	-	-	-	-	-	-	-	-	-
	4-methylphenol	mg/kg	0.1	-	-	-	-	-	-	-	-	-	-	-	-
	Azobenzene	mg/kg	0.1	-	-	-	-	-	-	-	-	-	-	-	-
	Benzic Acid	mg/kg	0.5	-	-	-	-	-	-	-	-	-	-	-	-
	Bis(2-chloroethoxy) methane	mg/kg	0.1	-	-	-	-	-	-	-	-	-	-	-	-
	Bis(2-chloroethyl) ether	mg/kg	0.1	-	-	-	-	-	-	-	-	-	-	-	-
	Bis(2-chloroisopropyl) ether	mg/kg	0.1	-	-	-	-	-	-	-	-	-	-	-	-
	Bis(2-ethylhexyl) phthalate	mg/kg	0.1	-	-	-	-	-	-	-	-	-	-	-	-
	Butyl benzyl phthalate	mg/kg	0.1	-	-	-	-	-	-	-	-	-	-	-	-
	Cabazole	mg/kg	0.1	-	-	-	-	-	-	-	-	-	-	-	-
	Dibenzofuran	mg/kg	0.1	-	-	-	-	-	-	-	-	-	-	-	-
	Diethylphthalate	mg/kg	0.1	-	-	-	-	-	-	-	-	-	-	-	-
	Dimethyl phthalate	mg/kg	0.1	-	-	-	-	-	-	-	-	-	-	-	-
	Di-n-butyl phthalate	mg/kg	0.1	-	-	-	-	-	-	-	-	-	-	-	-
	Di-n-octyl phthalate	mg/kg	0.1	-	-	-	-	-	-	-	-	-	-	-	-
	Hexachlorobenzene	mg/kg	0.002	16	-	-	-	-	-	-	-	-	-	-	-
	Hexachlorocyclopentadiene	mg/kg	0.1	-	-	-	-	-	-	-	-	-	-	-	-
	Hexachloroethane	mg/kg	0.1	-	-	-	-	-	-	-	-	-	-	-	-
	Isochorone	mg/kg	0.1	-	-	-	-	-	-	-	-	-	-	-	-
Nitrobenzene	mg/kg	0.1	-	-	-	-	-	-	-	-	-	-	-	-	
N-nitrosodipropylamine	mg/kg	0.1	-	-	-	-	-	-	-	-	-	-	-	-	
n-Nitrosodiphenylamine	mg/kg	0.1	-	-	-	-	-	-	-	-	-	-	-	-	
Pentachlorobenzene	mg/kg	0.001	100	-	-	-	-	-	-	-	-	-	-	-	
Pentachloronitrobenzene	mg/kg	0.05	-	-	-	-	-	-	-	-	-	-	-	-	
Pentachlorophenol	mg/kg	0.1	-	-	-	-	-	-	-	-	-	-	-	-	
PCB	PCB-110	mg/kg	-	-	-	-	-	-	-	-	-	-	-	-	-
	PCB-128	mg/kg	-	-	-	-	-	-	-	-	-	-	-	-	-
	PCB-141	mg/kg	-	-	-	-	-	-	-	-	-	-	-	-	-
	PCB-149	mg/kg	-	-	-	-	-	-	-	-	-	-	-	-	-
	PCB-151	mg/kg	-	-	-	-	-	-	-	-	-	-	-	-	-
	PCB-158	mg/kg	-	-	-	-	-	-	-	-	-	-	-	-	-
	PCB-170	mg/kg	-	-	-	-	-	-	-	-	-	-	-	-	-
	PCB-18	mg/kg	-	-	-	-	-	-	-	-	-	-	-	-	-
	PCB-183	mg/kg	-	-	-	-	-	-	-	-	-	-	-	-	-
	PCB-187	mg/kg	-	-	-	-	-	-	-	-	-	-	-	-	-
	PCB-194	mg/kg	-	-	-	-	-	-	-	-	-	-	-	-	-
	PCB-31	mg/kg	-	-	-	-	-	-	-	-	-	-	-	-	-
	PCB-44	mg/kg	-	-	-	-	-	-	-	-	-	-	-	-	-
	PCB-49	mg/kg	-	-	-	-	-	-	-	-	-	-	-	-	-
	2,2,4,4-tetrachloro-1,1-Biphenyl	mg/kg	-	-	-	-	-	-	-	-	-	-	-	-	-
	2,3,4,4-tetrachloro-1,1-Biphenyl	mg/kg	-	-	-	-	-	-	-	-	-	-	-	-	-
	Heptachlorobiphenyl, 2,3,3,4,4,5,5- (PCB 189)	mg/kg	0.003	-	-	-	-	-	-	-	-	-	-	-	-
	Hexachlorobiphenyl, 2,3,3,4,4,5- (PCB 156)	mg/kg	0.003	-	-	-	-	-	-	-	-	-	-	-	-
	Hexachlorobiphenyl, 2,3,3,4,4,5- (PCB 157)	mg/kg	0.003	-	-	-	-	-	-	-	-	-	-	-	-
	Hexachlorobiphenyl, 2,3,4,4,5,5- (PCB 167)	mg/kg	0.003	-	-	-	-	-	-	-	-	-	-	-	-
	Hexachlorobiphenyl, 3,3,4,4,5,5- (PCB 169)	mg/kg	0.003	-	-	-	-	-	-	-	-	-	-	-	-
	PCB 101	mg/kg	0.003	-	-	-	-	-	-	-	-	-	-	-	-
	PCB 118	mg/kg	0.003	-	-	-	-	-	-	-	-	-	-	-	-
	PCB 138	mg/kg	0.003	-	-	-	-	-	-	-	-	-	-	-	-
	PCB 153	mg/kg	0.003	-	-	-	-	-	-	-	-	-	-	-	-
	PCB 180	mg/kg	0.003	-	-	-	-	-	-	-	-	-	-	-	-
	PCB 28	mg/kg	0.003	-	-	-	-	-	-	-	-	-	-	-	-
	PCB 52	mg/kg	0.003	-	-	-	-	-	-	-	-	-	-	-	-
	Pentachlorobiphenyl, 2,3,3,4,4- (PCB 105)	mg/kg	0.003	-	-	-	-	-	-	-	-	-	-	-	-
	Pentachlorobiphenyl, 2,3,4,4,5- (PCB 114)	mg/kg	0.003	-	-	-	-	-	-	-	-	-	-	-	-
Pentachlorobiphenyl, 2,3,4,4,5- (PCB 123)	mg/kg	0.003	-	-	-	-	-	-	-	-	-	-	-	-	
Pentachlorobiphenyl, 3,3,4,4,5- (PCB 126)	mg/kg	0.003	-	-	-	-	-	-	-	-	-	-	-	-	
Tetrachlorobiphenyl, 3,3,4,4- (PCB 77)	mg/kg	0.003	-	-	-	-	-	-	-	-	-	-	-	-	
Tetrachlorobiphenyl, 3,4,4,5- (PCB 81)	mg/kg	0.003	-	-	-	-	-	-	-	-	-	-	-	-	
Total PCB 7 congeners	mg/kg	0.021	-	-	-	-	-	-	-	-	-	-	-	-	
Total PCB WHO 12	mg/kg	0.036	-	-	-	-	-	-	-	-	-	-	-	-	

Chem Group	ChemName	output unit	EQL	Field ID	CT07009	CT07011	CT07011	CT07011	CT07011	CT07013	CT07013	CT07013	CT07014	
				Location Code	CT07009	CT07011	CT07011	CT07011	CT07013	CT07013	CT07013	CT07014		
				Sample Depth Range	0.6	0.05	0.5	0.5	1	0.05	0.5	1	0.05	
				Sampled Date Time	18/10/2019	30/10/2019	30/10/2019	30/10/2019	30/10/2019	17/10/2019	17/10/2019	17/10/2019	21/10/2019	
				Matrix Description	LQM S4UL Public Open Space (POS) Residential - 1% SOM									
				C4SL Public Open Space (POS) Residential										
Phenolics	Xenolene	mg/kg	0.015	-	-	-	-	-	-	-	-	-	-	
	Phenol Index	mg/kg	0.5	<0.5	<0.5	<0.5	<0.5	<0.5	<0.5	<0.5	<0.5	<0.5	<0.5	
	3-84-methylphenol	mg/kg	0.1	-	-	-	-	-	<0.1	-	-	-	-	
	Cresol Total	mg/kg	0.01	-	-	-	-	-	-	-	-	-	-	
Organofins	Phenol	mg/kg	0.01	-	-	-	-	-	<0.1	-	-	-	-	
	Phenols Monochydric	mg/kg	0.035	-	-	-	-	-	-	-	-	-	-	
	Dibutyltin	mg/kg	-	-	-	-	-	-	-	-	-	-	-	
	Monophenyltin	mg/kg	-	-	-	-	-	-	-	-	-	-	-	
Pesticides	Diphenyltin	mg/kg	-	-	-	-	-	-	-	-	-	-	-	
	Monobutyltin	mg/kg	-	-	-	-	-	-	-	-	-	-	-	
	Tetrabutyltin	mg/kg	-	-	-	-	-	-	-	-	-	-	-	
	Tributyltin	mg/kg	0.001	-	-	-	-	-	-	-	-	-	-	
	Triphenyltin	mg/kg	-	-	-	-	-	-	-	-	-	-	-	
	Ethionphos	mg/kg	0.002	-	-	-	-	-	-	-	-	-	-	
	Hepatachlor epoxide	mg/kg	0.002	-	-	-	-	-	-	-	-	-	-	
	Methachlorphos	mg/kg	0.002	-	-	-	-	-	-	-	-	-	-	
	Propetamphos	mg/kg	0.002	-	-	-	-	-	-	-	-	-	-	
	Simetryn	mg/kg	0.05	-	-	-	-	-	-	-	-	-	-	
	Sodium Acifluorfen	mg/kg	-	-	-	-	-	-	-	-	-	-	-	
	Terbufos	mg/kg	0.003	-	-	-	-	-	-	-	-	-	-	
	2,4,5-TP (Silvex)	mg/kg	-	-	-	-	-	-	-	-	-	-	-	
	Hedonal	mg/kg	-	-	-	-	-	-	-	-	-	-	-	
	2,4-DDT	mg/kg	0.003	-	-	-	-	-	-	-	-	-	-	
	2,4-Dichloroac	mg/kg	-	-	-	-	-	-	-	-	-	-	-	
4-(2,4-Dichlorophenoxy)butyric Acid (2,4-DB)	mg/kg	-	-	-	-	-	-	-	-	-	-	-		
4,4-DDE	mg/kg	0.005	-	-	-	-	-	-	-	-	-	-		
4-Chlorophenoxy acetic acid	mg/kg	-	-	-	-	-	-	-	-	-	-	-		
a-BHC	mg/kg	0.002	24	-	-	-	-	-	-	-	-	-		
Aldrin	mg/kg	0.002	18	-	-	-	-	-	-	-	-	-		
Ametryn	mg/kg	0.05	-	-	-	-	-	-	-	-	-	-		
Acetyl (hexnill)	mg/kg	-	-	-	-	-	-	-	-	-	-	-		
Atraton	mg/kg	0.05	-	-	-	-	-	-	-	-	-	-		
Atrazine	mg/kg	0.05	1200	-	-	-	-	-	-	-	-	-		
Azinophos methyl	mg/kg	0.005	-	-	-	-	-	-	-	-	-	-		
b-BHC	mg/kg	0.002	8.1	-	-	-	-	-	-	-	-	-		
Bentazone	mg/kg	0.1	-	-	-	-	-	-	-	-	-	-		
Bromoxnill	mg/kg	-	-	-	-	-	-	-	-	-	-	-		
Carboethion	mg/kg	0.003	-	-	-	-	-	-	-	-	-	-		
chlordan	mg/kg	0.002	-	-	-	-	-	-	-	-	-	-		
Chlordane (cis)	mg/kg	0.002	-	-	-	-	-	-	-	-	-	-		
Azinphos Ethyl	mg/kg	0.005	-	-	-	-	-	-	-	-	-	-		
Chlordane (trans)	mg/kg	0.05	-	-	-	-	-	-	-	-	-	-		
Chlorfenvinphos	mg/kg	0.003	-	-	-	-	-	-	-	-	-	-		
Chlorotoluron	mg/kg	-	-	-	-	-	-	-	-	-	-	-		
Chlorovifos	mg/kg	0.002	-	-	-	-	-	-	-	-	-	-		
Chlorpyrifos-methyl	mg/kg	0.002	-	-	-	-	-	-	-	-	-	-		
Cyanazine	mg/kg	-	-	-	-	-	-	-	-	-	-	-		
d-BHC	mg/kg	0.002	-	-	-	-	-	-	-	-	-	-		
DDD	mg/kg	0.005	-	-	-	-	-	-	-	-	-	-		
DDT	mg/kg	0.005	-	-	-	-	-	-	-	-	-	-		
Chlorthalonil	mg/kg	0.002	-	-	-	-	-	-	-	-	-	-		
Diazinon	mg/kg	0.001	-	-	-	-	-	-	-	-	-	-		
Dicamba	mg/kg	-	-	-	-	-	-	-	-	-	-	-		
Dichlobenil	mg/kg	0.001	-	-	-	-	-	-	-	-	-	-		
cis-Permethrin	mg/kg	0.003	-	-	-	-	-	-	-	-	-	-		
Dichlorvos	mg/kg	0.002	16	-	-	-	-	-	-	-	-	-		
Diclofop	mg/kg	-	-	-	-	-	-	-	-	-	-	-		
Dieldrin	mg/kg	0.005	18	-	-	-	-	-	-	-	-	-		
Dimethoate	mg/kg	0.003	-	-	-	-	-	-	-	-	-	-		
Dinoseb	mg/kg	-	-	-	-	-	-	-	-	-	-	-		
Diuron	mg/kg	-	-	-	-	-	-	-	-	-	-	-		
Endosulfan I	mg/kg	0.001	1200	-	-	-	-	-	-	-	-	-		
Endosulfan II	mg/kg	0.01	-	-	-	-	-	-	-	-	-	-		
Endosulfan sulphate	mg/kg	0.005	-	-	-	-	-	-	-	-	-	-		
Endrin	mg/kg	0.003	-	-	-	-	-	-	-	-	-	-		
Endrin ketone	mg/kg	0.03	-	-	-	-	-	-	-	-	-	-		
Ethion	mg/kg	0.003	-	-	-	-	-	-	-	-	-	-		
Fenitrothion	mg/kg	0.005	-	-	-	-	-	-	-	-	-	-		
Fenitrothion	mg/kg	0.01	-	-	-	-	-	-	-	-	-	-		
Fluroxypyr	mg/kg	0.1	-	-	-	-	-	-	-	-	-	-		

		Field ID	CT07009-X-0.60-ES-191018	CT07011-X-0.05-ES-191030	CT07011-X-0.50-ES-191030	CT07011-X-0.50-ES-191030	CT07011-X-1.00-ES-191030	CT07013-X-0.05-ES-191017	CT07013-X-0.50-ES-191017	CT07013-X-1.00-ES-191017	CT07014-X-0.05-ES-191021
		Location Code	CT07009	CT07011	CT07011	CT07011	CT07011	CT07013	CT07013	CT07013	CT07014
		Sample Depth Range	0.6	0.05	0.5	0.5	1	0.05	0.5	1	0.05
		Sample Date	18/10/2019	30/10/2019	30/10/2019	30/10/2019	30/10/2019	17/10/2019	17/10/2019	17/10/2019	21/10/2019
		Matrix Description	LQM S4UL Public Open Space (POS) Residential - 1% SOM								
		C4SL Public Open Space (POS) Residential									
Chem Group	ChemName	output unit	EQL	8.2	-	-	-	-	-	-	-
	g-BHC (Lindane)	mg/kg	0.001	-	-	-	-	-	-	-	-
	Heptachlor	mg/kg	0.003	-	-	-	-	-	-	-	-
	Isodrin	mg/kg	0.002	-	-	-	-	-	-	-	-
	Isoproturon	mg/kg	-	-	-	-	-	-	-	-	-
	Linuron	mg/kg	-	-	-	-	-	-	-	-	-
	Malathion	mg/kg	0.002	-	-	-	-	-	-	-	-
	2-Methyl-4-chlorophenoxyacetic acid	mg/kg	-	-	-	-	-	-	-	-	-
	2-Methyl-4-Chlorophenoxy Butanoic Acid	mg/kg	-	-	-	-	-	-	-	-	-
	Meconop	mg/kg	-	-	-	-	-	-	-	-	-
	Methoxychlor	mg/kg	0.005	-	-	-	-	-	-	-	-
	Methyl carathion	mg/kg	0.01	-	-	-	-	-	-	-	-
	Mevinphos (Phosdrin)	mg/kg	0.002	-	-	-	-	-	-	-	-
	o,p-DDD	mg/kg	0.005	-	-	-	-	-	-	-	-
	o,p'-DDE	mg/kg	0.002	-	-	-	-	-	-	-	-
	o,p'-Methoxychlor	mg/kg	0.05	-	-	-	-	-	-	-	-
	Parathion	mg/kg	0.005	-	-	-	-	-	-	-	-
	Pendimethalin	mg/kg	0.01	-	-	-	-	-	-	-	-
	Permethrin	mg/kg	0.05	-	-	-	-	-	-	-	-
	Permethrin II	mg/kg	0.003	-	-	-	-	-	-	-	-
	Phorate	mg/kg	0.01	-	-	-	-	-	-	-	-
	Priniphos-methyl	mg/kg	0.002	-	-	-	-	-	-	-	-
	Priniphos-ethyl	mg/kg	0.002	-	-	-	-	-	-	-	-
	Prometon	mg/kg	0.05	-	-	-	-	-	-	-	-
	Prometryn	mg/kg	0.05	-	-	-	-	-	-	-	-
	Pronamide	mg/kg	0.002	-	-	-	-	-	-	-	-
	Propazine	mg/kg	0.05	-	-	-	-	-	-	-	-
	Propiconazole	mg/kg	-	-	-	-	-	-	-	-	-
	Propoxycarbazono-sodium	mg/kg	-	-	-	-	-	-	-	-	-
	Simazine	mg/kg	0.05	-	-	-	-	-	-	-	-
	Terbutryn	mg/kg	0.05	-	-	-	-	-	-	-	-
	Terbutylazine	mg/kg	0.05	-	-	-	-	-	-	-	-
	Phoxalone	mg/kg	0.005	-	-	-	-	-	-	-	-
	Phosphamidon	mg/kg	0.005	-	-	-	-	-	-	-	-
	Triadimefon	mg/kg	0.002	-	-	-	-	-	-	-	-
	Triallate	mg/kg	0.002	-	-	-	-	-	-	-	-
	Triclopyr	mg/kg	0.1	-	-	-	-	-	-	-	-
	Triclosan	mg/kg	-	-	-	-	-	-	-	-	-
	Trifluralin	mg/kg	0.01	-	-	-	-	-	-	-	-
	Tebuconazole	mg/kg	-	-	-	-	-	-	-	-	-
	Telodrin	mg/kg	0.05	-	-	-	-	-	-	-	-
	Triazophos	mg/kg	0.003	-	-	-	-	-	-	-	-
SVOC TIC	SVOC TICs - Detect	Detect	-	-	-	-	-	-	-	-	-
	Anthraquinone 9,10-	mg/kg	-	-	-	-	-	-	-	-	-
	SVOC Tentatively Identified Compounds	mg/kg	0.1	-	-	-	-	-	-	-	-
	Aniline	mg/kg	0.3	-	-	-	-	-	-	-	-
VOC TIC	VOC TICs - Detect	Detect	-	-	-	-	-	-	-	-	-
	VOC Tentatively Identified Compounds	mg/kg	0.05	-	-	-	-	-	-	-	-
	Freon 113	mg/kg	0.005	-	-	-	-	-	-	-	-
Other	Temperature	°C	-	-	-	-	-	-	-	-	-
	Conductivity @ 20°C	µS/cm	14	-	-	-	-	-	-	-	-
	% Stones <4mm	%	0	0	0	0	0	0	0	0	0
	Fraction of non-crushable material	%	0	0	0	0	0	0	0	0	0
	Moisture Content (dried @35°C)	%	-	-	-	-	-	-	-	-	-
	Moisture Content 105C	%	0.1	23.8	26.3	22.4	23.3	18.4	25	22.4	27.7
	pH (Lab)	pH Units	1	8.9	7.8	8	7.8	8	8.4	8.2	8.3
	Stone Content	%	0.1	0	0	7.3	0	5.2	0	0	6.3
	Total Organic Carbon	%	0.02	0.67	0.66	0.52	0.48	0.4	0.5	0.52	0.47

**Env Stds Comments**  
 #1:GAC is only presented as speciated chromium. 7.7mg/kg is used for hexavalent. If hexavalent chromium (CVI) data is available, a value of 1,500mg/kg r  
 #2:C4SL for lead adopted  
 #3:GAC only presented as speciated mercury. 16mg/kg is used for elemental mercury. If the CSM indicates that elemental mercury is not a CoC and mercury  
 #4:Updated S4UL for nickel  
 #5:S4UL exceeds solubility saturation limit  
 #6:Criteria derived for Al<sup>3</sup>-C16-C35 split between Al<sup>3</sup>-C16-21 & Al<sup>3</sup>-C21-35. Requires summation of fractions to use Al<sup>3</sup>-C16-C35 criteria.  
 #7:Criteria presented is for p-xylene. A separate value is presented for o-xylene.  
 #8:S4UL based on a threshold protective of direct skin contact with phenol

**Legend**

38.2	Results exceeds GAC.
<50	Results MDL is greater than GAC.
NAD	No asbestos detected.
-	Determinand has not been tested for.

**Notes**  
 A range is given where a determinand has been analysed for by more than one method.

Chem Group	ChemName	output unit	EQL	Field ID Location Code Sample Depth Range	Matrix Description																	
					C107014-X-1.20-ES-191021		C107015-X-1.00-ES-200115		C107017-X-0.10-ES-191007		C107018-X-0.05-ES-200114		C107019-X-1.00-ES-200114		C107020-X-0.00-ES-200117		C107020-X-1.00-ES-200117		C107021-X-0.00-ES-200205		C107021-X-1.00-ES-200205	
					21/10/2019	15/01/2020	07/10/2019	14/01/2020	14/01/2020	17/01/2020	17/01/2020	17/01/2020	17/01/2020	05/02/2020	05/02/2020							
				C4SL Public Open Space (POS) Residential	LQM S4UL Public Open Space (POS) Residential - 1% SOM																	
Chem Group	ChemName	output unit	EQL																			
Anthrax	Detection of Anthrax (Bacillus Anthracis)	-	-	-	-	-	-	-	-	-	-	-	-	-	-	-	-	-	-	-		
Metals	Antimony	mg/kg	0.1	-	-	-	-	-	-	-	-	-	-	-	-	-	-	-	-	-		
	Arsenic	mg/kg	0.3	79	79	8.7	6	9.22	9.9	7.3	21.7	9.4	19.1	6.2								
	Boron	mg/kg	0.5	21000	21000	4.3	1.92	6.2	2.1	14.6	16.8	5.4	7.7									
	Cadmium	mg/kg	0.02	220	0.29	0.36	0.0472	0.33	0.2	0.42	0.26	0.24										
	Chromium (hexavalent)	mg/kg	0.1	21	7.7	<0.1	<0.1	<0.6	<0.1	<0.1	<0.1	<0.1	<0.1									
	Chromium	mg/kg	0.5	21	27.2	28.5	19.6	29.8	18.6	52.1	49.1	34.5	36.7									
	Cobalt	mg/kg	0.1	-	-	-	-	-	-	-	-	-	-									
	Cooper	mg/kg	0.5	12000	30.1	26.8	27.8	34.8	19.9	19.2	16.4	20.4	15.5									
	Lead	mg/kg	0.5	630	26.3	13.4	12.7	68.6	46.8	38.7	19.8	43.4	19.4									
	Mercury	mg/kg	0.1	3	<0.1	<0.1	<0.14	0.16	0.1	<0.1	<0.1	<0.1	<0.1									
	Molybdenum	mg/kg	0.1	-	-	-	-	-	-	-	-	-	-									
	Nickel	mg/kg	0.2	23000	28.2	29.8	31.4	25.2	15.3	36.1	30.6	29.4	24.6									
	Selenium	mg/kg	0.5	1100	1.3	1.2	<1	<0.5	<0.5	0.9	<0.5	<0.5	<0.5									
	Vanadium	mg/kg	0.2	2000	-	-	-	-	-	-	-	-	-									
	Zinc	mg/kg	1.9	81000	77.1	73.7	66.8	101.9	60	117	93.9	131.7	96.8									
Asbestos	Anthophyllite	Detect	-	-	-	-	-	-	-	-	-	-	-									
	Asbestos Containing Material	Detect	-	-	-	-	-	-	-	-	-	-	-									
	Asbestos Analysis Comments	-	-	-	-	-	-	-	-	-	-	-	-									
	Asbestos PCOM Quantification	%	0.001	-	-	-	-	-	-	-	-	-	-									
	Asbestos Quantification Total	%	0.001	-	-	-	-	-	-	-	-	-	-									
	Asbestos: Actinolite	Detect	-	-	-	-	-	-	-	-	-	-	-									
	Additional Asbestos Components (Using TM048)	Comment	-	-	-	-	-	-	-	-	-	-	-									
	Crocidolite Asbestos	Detect	-	-	-	-	-	-	-	-	-	-	-									
	Asbestos Gravimetric Quantification	%	0.001	-	-	-	-	-	-	-	-	-	-									
	Asbestos ID (Stage 1)	Detect	-	NAD	NAD	NAD	NAD	NAD	NAD	NAD	NAD	NAD	NAD									
	Chrysotile Asbestos	Detect	-	-	-	-	-	-	-	-	-	-	-									
	Amosite Asbestos	Detect	-	-	-	-	-	-	-	-	-	-	-									
	Non-Asbestos Fibre	Detect	-	-	-	-	-	-	-	-	-	-	-									
	Tremolite	Detect	-	-	-	-	-	-	-	-	-	-	-									
Inorganics	Ammoniacal Nitrogen as N	mg/kg	12	-	-	-	-	-	-	-	-	-	-									
	Cyanide (Free)	mg/kg	0.5	<0.5	<0.5	<1	<0.5	<0.5	<0.5	<0.5	<0.5	<0.5	<0.5									
	Cyanide Total	mg/kg	0.5	<0.5	<0.5	<1	<0.5	<0.5	<0.5	<0.5	<0.5	<0.5	<0.5									
	Cyanides-complex	mg/kg	1	-	-	<1	-	-	-	-	-	-	-									
	Phosphates	mg/kg	4	-	-	-	-	-	-	-	-	-	-									
PAH	Coronene	mg/kg	0.3	-	-	-	-	-	-	-	-	-	-									
	Naphthalene	mg/kg	0.005	4900	<0.08	<0.08	<0.009	<0.08	<0.08	<0.08	<0.08	<0.08	0.47	<0.4								
	Acenaphthene	mg/kg	0.008	15000	<0.08	<0.08	<0.008	<0.08	<0.08	<0.08	<0.08	<0.08	<0.08	<0.08								
	Acenaphthylene	mg/kg	0.012	15000	<0.08	<0.08	<0.012	<0.08	<0.08	<0.08	<0.08	<0.08	<0.08	<0.08								
	Fluoranthene	mg/kg	0.017	3100	0.31	<0.08	<0.017	1.04	1.85	<0.08	<0.08	0.1	<0.08									
	Anthracene	mg/kg	0.016	74000	<0.08	<0.08	<0.016	0.16	0.27	<0.08	<0.08	<0.08	<0.08									
	Phenanthrene	mg/kg	0.015	3100	0.16	<0.08	<0.015	0.39	0.85	<0.08	<0.08	<0.08	<0.08									
	Fluorene	mg/kg	0.01	9900	<0.08	<0.08	<0.01	<0.08	<0.08	<0.08	<0.08	<0.08	<0.08									
	Chrysene	mg/kg	0.01	57	0.2	<0.08	0.62	0.98	<0.08	<0.08	<0.08	<0.08	<0.08									
	Pyrene	mg/kg	0.015	7400	0.29	<0.08	<0.015	0.99	1.75	<0.08	<0.08	0.09	<0.08									
	Benzo[a]anthracene	mg/kg	0.014	29	0.16	<0.08	<0.014	0.53	0.92	<0.08	<0.08	<0.08	<0.08									
	Benzo[b]fluoranthene	mg/kg	0.015	7.1	0.24	<0.08	<0.015	1.1	1.21	<0.08	<0.08	<0.08	<0.08									
	Benzo[k]fluoranthene	mg/kg	0.014	190	0.11	<0.08	<0.014	0.38	0.51	<0.08	<0.08	<0.08	<0.08									
	Benzo[a]pyrene	mg/kg	0.015	5.7	0.2	<0.08	<0.015	0.77	0.96	<0.08	<0.08	<0.08	<0.08									
	Dibenz[a,h]anthracene	mg/kg	0.023	0.57	<0.08	<0.08	<0.023	0.1	0.12	<0.08	<0.08	<0.08	<0.08									
	Benzo[g,h,i]perylene	mg/kg	0.024	640	0.14	<0.08	<0.024	0.49	0.53	<0.08	<0.08	<0.08	<0.08									
	Indeno[1,2,3-c,d]pyrene	mg/kg	0.018	82	0.14	<0.08	<0.018	0.54	0.63	<0.08	<0.08	<0.08	<0.08									
TPH CWG	PAH 16 Total	mg/kg	0.118	-	<2.43	<1.28	<0.118	<7.41	<10.9	<1.28	<1.28	<1.7	<1.6									
	>C5-C8 Aliphatics	mg/kg	0.01	(see 107000) <sup>PS</sup>	-	-	-	-	-	-	-	-	-									
	>C6-C7 Aliphatics	mg/kg	0.2	600000	-	-	-	-	-	-	-	-	-									
	>C6-C8 Aliphatics	mg/kg	0.01	600000	-	-	-	-	-	-	-	-	-									
	>C10-C44 Aliphatics	mg/kg	5	-	-	-	-	-	-	-	-	-	-									
	>C7-C8 Aliphatics	mg/kg	0.2	-	-	-	-	-	-	-	-	-	-									
	>C10-C44 Aliphatics/Aromatics	mg/kg	10	-	-	-	-	-	-	-	-	-	-									
	>C8-C10 Aliphatics	mg/kg	0.01	13000	-	-	-	-	-	-	-	-	-									
	>C10-C12 Aliphatics	mg/kg	0.01	13000	-	-	-	-	-	-	-	-	-									
	>C12-C16 Aliphatics	mg/kg	0.1	13000	-	-	-	-	-	-	-	-	-									
	>C16-C21 Aliphatics	mg/kg	0.1	125000 <sup>PS</sup>	-	-	-	-	-	-	-	-	-									
	>C21-C35 Aliphatics	mg/kg	0.1	125000 <sup>PS</sup>	-	-	-	-	-	-	-	-	-									
	>C35-C44 Aliphatics	mg/kg	0.1	250000	-	-	-	-	-	-	-	-	-									
	>C5-C10 Aliphatics	mg/kg	0.05	-	-	-	-	-	-	-	-	-	-									
	>C8-C40 Aliphatics	mg/kg	20	-	-	-	-	-	-	-	-	-	-									
	Total Aliphatics >C12-C44	mg/kg	0.1	-	-	-	-	-	-	-	-	-	-									
	>E5-EC10 Aromatics	mg/kg	0.05	-	-	-	-	-	-	-	-	-	-									
	>E5-EC7 Aromatics	mg/kg	0.01	56000	-	-	-	-	-	-	-	-	-									
	>EC6-EC7 Aromatics	mg/kg	0.01	-	-	-	-	-	-	-	-	-	-									
	>EC7-EC8 Aromatics	mg/kg	0.01	56000	-	-	-	-	-	-	-	-	-									
	>EC8-EC10 Aromatics	mg/kg	0.01	5000	-	-	-	-	-													

Chem Group	ChemName	output unit	EQL	Field ID	C107014-X-1.20-ES-191021	C107015-X-1.00-ES-200115	C107017-X-0.10-ES-191007	C107018-X-0.05-ES-200114	C107018-X-1.00-ES-200114	C107020-X-0.00-ES-200117	C107020-X-1.00-ES-200117	C107021-X-0.00-ES-200205	C107021-X-1.00-ES-200205	
				Location Code	C107014	C107015	C107017	C107018	C107018	C107020	C107020	C107021	C107021	
				Sample Depth Range	1.2	1	0.1	0.05	1	0	1	0	1	
				Sample Date	21/10/2019	15/01/2020	07/10/2019	14/01/2020	14/01/2020	17/01/2020	17/01/2020	05/02/2020	05/02/2020	
				Matrix Description	LQM S4UL Public Open Space (POS) Residential - 1% SOM									
				C4SL Public Open Space (POS) Residential										
TPH	>C6-C8	mg/kg	0.02	-	-	-	<0.02	-	-	-	-	-	-	
	>C6-C7	mg/kg	0.02	-	-	-	<0.02	-	-	-	-	-	-	
	>C7-C8	mg/kg	0.02	-	-	-	<0.02	-	-	-	-	-	-	
	>C6-C9	mg/kg	0.2	-	-	-	<0.2	-	<0.2	-	<0.2	<0.2	<0.2	
	>C8-C10	mg/kg	0.02	<0.2	<0.2	<0.2	<0.2	<0.2	<0.2	<0.2	<0.2	<0.2	<0.2	
	>C10-C12	mg/kg	0.02	<2	<2	<2	<2	<2	2.44	<2	<2	<2	<2	
	>C12-C16	mg/kg	2	<2	3.46	<35	<2	4.74	<2	<2	<2	<2	2.16	
	>C16-C21	mg/kg	2	15	5.65	<35	<2	18.6	3.46	<2	<2	4.81	<2	
	>C21-C28	mg/kg	35	-	-	<35	-	-	-	-	-	-	-	
	>C21-C35	mg/kg	4.38	34.9	16.3	-	94.3	74.9	18.4	<4.38	29.1	14.2	14.2	
	>C28-C35	mg/kg	35	-	-	<35	-	-	-	-	-	-	-	
	>C31-C40	mg/kg	10	42.7	20	-	121	93.8	20.1	<10	36.5	19.6	19.6	
	>C35-C40	mg/kg	35	-	-	<35	-	-	-	-	-	-	-	
	GRO >C5-10	mg/kg	0.02	-	-	-	-	-	-	-	-	-	-	
	TPH >C8-C40	mg/kg	10	<59.9	<30	<35	<142	<127	<24.6	<10.2	<43.8	<23.3	<23.3	
	EPH >C5-40	mg/kg	35	-	-	<35	-	-	-	-	-	-	-	
	EPH >C10-40	mg/kg	35	-	-	<35	-	-	-	-	-	-	-	
GRO	mg/kg	0.2	-	-	-	-	-	-	-	-	-	-		
GRO >C5-12	mg/kg	0.1	-	-	<0.1	-	-	-	-	-	-	-		
TPH by GC/ED (AR)	mg/kg	10	60.2	30	-	143	128	24.5	<10	43.9	23.2	23.2		
BTEX and MTBE	Benzene	mg/kg	0.001	140	72	-	<0.009	-	128	24.5	<10	43.9	23.2	
	Toluene	mg/kg	0.005	-	56000	-	<0.007	-	-	-	-	-	-	
	Ethylbenzene	mg/kg	0.002	-	24000	-	<0.004	-	-	-	-	-	-	
	Xylene (m & o)	mg/kg	0.004	-	41000	-	<0.01	-	-	-	-	-	-	
	Xylene (o)	mg/kg	0.002	-	41000	-	<0.01	-	-	-	-	-	-	
	Xylene Total	mg/kg	0.02	-	-	-	-	-	-	-	-	-	-	
	MTBE	mg/kg	0.001	-	-	-	<0.01	-	-	-	-	-	-	
	Total BTEX	mg/kg	0.04	-	-	-	<0.04	-	-	-	-	-	-	
	VOC	Styrene	mg/kg	0.001	-	-	-	-	-	-	-	-	-	-
		cis-1,3-dichloroethene	mg/kg	0.001	-	-	-	-	-	-	-	-	-	-
trans-1,3-dichloroethene		mg/kg	0.001	-	-	-	-	-	-	-	-	-	-	
1,1,1,2-tetrachloroethane		mg/kg	0.001	1400	-	-	-	-	-	-	-	-	-	
1,1,1-trichloroethane		mg/kg	0.001	140000	-	-	-	-	-	-	-	-	-	
1,1,2,2-tetrachloroethane		mg/kg	0.001	1400	-	-	-	-	-	-	-	-	-	
1,1,2-trichloroethane		mg/kg	0.001	-	-	-	-	-	-	-	-	-	-	
1,1-dichloroethane		mg/kg	0.001	-	-	-	-	-	-	-	-	-	-	
1,1-dichloroethene		mg/kg	0.001	-	-	-	-	-	-	-	-	-	-	
1,1-dichloroethene		mg/kg	0.001	-	-	-	-	-	-	-	-	-	-	
1,2-dichloroethane		mg/kg	0.001	-	-	-	-	-	-	-	-	-	-	
1,2-dichloroethene		mg/kg	0.001	-	-	-	-	-	-	-	-	-	-	
1,2-dibromo-3-chloropropane		mg/kg	0.001	-	-	-	-	-	-	-	-	-	-	
1,2-dibromoethane		mg/kg	0.001	-	-	-	-	-	-	-	-	-	-	
1,2-dichloroethane		mg/kg	0.001	29	-	-	-	-	-	-	-	-	-	
1,2-dichloroethene		mg/kg	0.001	-	-	-	-	-	-	-	-	-	-	
1,3,5-trimethylbenzene		mg/kg	0.001	-	-	-	-	-	-	-	-	-	-	
1,3-dichloropropane		mg/kg	0.001	-	-	-	-	-	-	-	-	-	-	
2,2-dichloropropane		mg/kg	0.001	-	-	-	-	-	-	-	-	-	-	
2-chlorotoluene		mg/kg	0.001	-	-	-	-	-	-	-	-	-	-	
4-chlorotoluene		mg/kg	0.001	-	-	-	-	-	-	-	-	-	-	
Bromobenzene		mg/kg	0.001	-	-	-	-	-	-	-	-	-	-	
Bromochloromethane		mg/kg	0.001	-	-	-	-	-	-	-	-	-	-	
Bromodichloromethane		mg/kg	0.001	-	-	-	-	-	-	-	-	-	-	
Bromoform		mg/kg	0.001	-	-	-	-	-	-	-	-	-	-	
Bromomethane		mg/kg	0.001	-	-	-	-	-	-	-	-	-	-	
Carbon disulfide		mg/kg	0.007	11000	-	-	-	-	-	-	-	-	-	
Carbon tetrachloride		mg/kg	0.001	890	-	-	-	-	-	-	-	-	-	
Chlorobromomethane		mg/kg	0.001	-	-	-	-	-	-	-	-	-	-	
Chloroethane		mg/kg	0.002	-	-	-	-	-	-	-	-	-	-	
Chloroform		mg/kg	0.001	2500	-	-	-	-	-	-	-	-	-	
Chloromethane		mg/kg	0.003	-	-	-	-	-	-	-	-	-	-	
cis-1,2-dichloroethene		mg/kg	0.005	-	-	-	-	-	-	-	-	-	-	
Dibromomethane		mg/kg	0.001	-	-	-	-	-	-	-	-	-	-	
Dichlorodifluoromethane		mg/kg	0.001	-	-	-	-	-	-	-	-	-	-	
Dichloromethane		mg/kg	0.01	-	-	-	-	-	-	-	-	-	-	
Isopropylbenzene		mg/kg	0.001	-	-	-	-	-	-	-	-	-	-	
n-butylbenzene		mg/kg	0.001	-	-	-	-	-	-	-	-	-	-	
n-propylbenzene		mg/kg	0.001	-	-	-	-	-	-	-	-	-	-	
p-isocrotyltoluene		mg/kg	0.001	-	-	-	-	-	-	-	-	-	-	
sec-butylbenzene	mg/kg	0.001	-	-	-	-	-	-	-	-	-	-		
Trichloroethene	mg/kg	0.001	120	-	-	-	-	-	-	-	-	-		
tert-butylbenzene	mg/kg	0.001	-	-	-	-	-	-	-	-	-	-		
Tetrachloroethene	mg/kg	0.003	1400	-	-	-	-	-	-	-	-	-		
trans-1,2-dichloroethene	mg/kg	0.001	-	-	-	-	-	-	-	-	-	-		
Trichlorofluoromethane	mg/kg	0.001	-	-	-	-	-	-	-	-	-	-		
Vinyl chloride	mg/kg	0.001	3.5	-	-	-	-	-	-	-	-	-		
tert-Amyl methyl ether	mg/kg	0.01	-	-	-	-	-	-	-	-	-	-		
1,2,3-trichlorobenzene	mg/kg	0.001	1800	-	-	-	-	-	-	-	-	-		
1,2,4-trichlorobenzene	mg/kg	0.003	15000	-	-	-	-	-	-	-	-	-		
1,2-dichlorobenzene	mg/kg	0.001	90000	-	-	-	-	-	-	-	-	-		
1,3,5-Trichlorobenzene	mg/kg	0.001	1700	-	-	-	-	-	-	-	-	-		
1,3-dichlorobenzene	mg/kg	0.001	300	-	-	-	-	-	-	-	-	-		
1,4-dichlorobenzene	mg/kg	0.001	17000	-	-	-	-	-	-	-	-	-		
Chlorobenzene	mg/kg	0.001	11000	-	-	-	-	-	-	-	-	-		
Hexachlorobutadiene	mg/kg	0.002	25	-	-	-	-	-	-	-	-	-		

Chem Group	ChemName	output unit	EQL	Field ID	CT07014-X-1.20-ES-191021	CT07015-X-1.00-ES-200115	CT07017-X-0.10-ES-191007	CT07018-X-0.05-ES-200114	CT07018-X-1.00-ES-200114	CT07020-X-0.00-ES-200117	CT07020-X-1.00-ES-200117	CT07021-X-0.00-ES-200205	CT07021-X-1.00-ES-200205
				Location Code	CT07014	CT07015	CT07017	CT07018	CT07018	CT07020	CT07020	CT07021	CT07021
				Sample Depth Range	1.2	1	0.1	0.05	1	0	1	0	1
				Sampled Date Time	21/10/2019	15/01/2020	07/10/2019	14/01/2020	14/01/2020	17/01/2020	17/01/2020	05/02/2020	05/02/2020
				Matrix Description	LQM S4UL Public Open Space (POS) Residential - 1% SOM								
				C4SL Public Open Space (POS) Residential									
SVOC	Benzyl alcohol	mg/kg	0.5	-	-	-	-	-	-	-	-	-	-
	Diphenyl ether	mg/kg	0.1	-	-	-	-	-	-	-	-	-	-
	4-bromophenyl phenyl ether	mg/kg	0.1	-	-	-	-	-	-	-	-	-	-
	4-nitroaniline	mg/kg	0.1	-	-	-	-	-	-	-	-	-	-
	4-nitrophenol	mg/kg	0.1	-	-	-	-	-	-	-	-	-	-
	1,1-Biohexyl	mg/kg	0.1	-	-	-	-	-	-	-	-	-	-
	1,2,3,4-tetrachlorobenzene	mg/kg	0.001	830	-	-	-	-	-	-	-	-	-
	1-Methylnaphthalene	mg/kg	0.1	-	-	-	-	-	-	-	-	-	-
	2,4,5-trichlorophenol	mg/kg	0.1	-	-	-	-	-	-	-	-	-	-
	2,4,6-trichlorophenol	mg/kg	0.1	-	-	-	-	-	-	-	-	-	-
	2,4-dichlorophenol	mg/kg	0.1	-	-	-	-	-	-	-	-	-	-
	2,4-dimethylphenol	mg/kg	0.1	-	-	-	-	-	-	-	-	-	-
	2,4-dinitrophenol	mg/kg	0.5	-	-	-	-	-	-	-	-	-	-
	2,4-dinitrotoluene	mg/kg	0.1	-	-	-	-	-	-	-	-	-	-
	2,6-dinitrotoluene	mg/kg	0.1	-	-	-	-	-	-	-	-	-	-
	2-chloronaphthalene	mg/kg	0.1	-	-	-	-	-	-	-	-	-	-
	2-chlorophenol	mg/kg	0.1	-	-	-	-	-	-	-	-	-	-
	2-methylnaphthalene	mg/kg	0.1	-	-	-	-	-	-	-	-	-	-
	2-methylphenol	mg/kg	0.1	-	-	-	-	-	-	-	-	-	-
	2-nitroaniline	mg/kg	0.1	-	-	-	-	-	-	-	-	-	-
	2-nitrophenol	mg/kg	0.1	-	-	-	-	-	-	-	-	-	-
	3-nitroaniline	mg/kg	0.1	-	-	-	-	-	-	-	-	-	-
	4,6-Dinitro-2-methylphenol	mg/kg	0.2	-	-	-	-	-	-	-	-	-	-
	4-chloro-3-methylphenol	mg/kg	0.1	-	-	-	-	-	-	-	-	-	-
	4-chloroaniline	mg/kg	0.1	-	-	-	-	-	-	-	-	-	-
	4-chlorophenol	mg/kg	0.5	620	-	-	-	-	-	-	-	-	-
	4-chlorophenyl phenyl ether	mg/kg	0.1	-	-	-	-	-	-	-	-	-	-
	4-methylphenol	mg/kg	0.1	-	-	-	-	-	-	-	-	-	-
	Azobenzene	mg/kg	0.1	-	-	-	-	-	-	-	-	-	-
	Benzoic Acid	mg/kg	0.5	-	-	-	-	-	-	-	-	-	-
	Bis(2-chlorophenyl) methane	mg/kg	0.1	-	-	-	-	-	-	-	-	-	-
	Bis(2-chlorophenyl) ether	mg/kg	0.1	-	-	-	-	-	-	-	-	-	-
	Bis(2-chloroisopropyl) ether	mg/kg	0.1	-	-	-	-	-	-	-	-	-	-
	Bis(2-ethylhexyl) phthalate	mg/kg	0.1	-	-	-	-	-	-	-	-	-	-
	Butyl benzyl phthalate	mg/kg	0.1	-	-	-	-	-	-	-	-	-	-
	Cabazole	mg/kg	0.1	-	-	-	-	-	-	-	-	-	-
	Dibenzofuran	mg/kg	0.1	-	-	-	-	-	-	-	-	-	-
	Diethylphthalate	mg/kg	0.1	-	-	-	-	-	-	-	-	-	-
	Dimethyl phthalate	mg/kg	0.1	-	-	-	-	-	-	-	-	-	-
	Di-n-butyl phthalate	mg/kg	0.1	-	-	-	-	-	-	-	-	-	-
	Di-n-octyl phthalate	mg/kg	0.1	-	-	-	-	-	-	-	-	-	-
	Hexachlorobenzene	mg/kg	0.002	16	-	-	-	-	-	-	-	-	-
	Hexachlorocyclopentadiene	mg/kg	0.1	-	-	-	-	-	-	-	-	-	-
	Hexachloroethane	mg/kg	0.1	-	-	-	-	-	-	-	-	-	-
	Isophorone	mg/kg	0.1	-	-	-	-	-	-	-	-	-	-
Nitrobenzene	mg/kg	0.1	-	-	-	-	-	-	-	-	-	-	
N-nitrosodipropylamine	mg/kg	0.1	-	-	-	-	-	-	-	-	-	-	
n-Nitrosodiphenylamine	mg/kg	0.1	-	-	-	-	-	-	-	-	-	-	
Pentachlorobenzene	mg/kg	0.001	100	-	-	-	-	-	-	-	-	-	
Pentachloronitrobenzene	mg/kg	0.05	-	-	-	-	-	-	-	-	-	-	
Pentachlorophenol	mg/kg	0.1	60	-	-	-	-	-	-	-	-	-	
PCB	PCB-110	mg/kg	-	-	-	-	-	-	-	-	-	-	-
	PCB-128	mg/kg	-	-	-	-	-	-	-	-	-	-	-
	PCB-141	mg/kg	-	-	-	-	-	-	-	-	-	-	-
	PCB-149	mg/kg	-	-	-	-	-	-	-	-	-	-	-
	PCB-151	mg/kg	-	-	-	-	-	-	-	-	-	-	-
	PCB-158	mg/kg	-	-	-	-	-	-	-	-	-	-	-
	PCB-170	mg/kg	-	-	-	-	-	-	-	-	-	-	-
	PCB-18	mg/kg	-	-	-	-	-	-	-	-	-	-	-
	PCB-183	mg/kg	-	-	-	-	-	-	-	-	-	-	-
	PCB-187	mg/kg	-	-	-	-	-	-	-	-	-	-	-
	PCB-194	mg/kg	-	-	-	-	-	-	-	-	-	-	-
	PCB-31	mg/kg	-	-	-	-	-	-	-	-	-	-	-
	PCB-44	mg/kg	-	-	-	-	-	-	-	-	-	-	-
	PCB-49	mg/kg	-	-	-	-	-	-	-	-	-	-	-
	2,2,4-tetrachloro-1,1-Biphenyl	mg/kg	-	-	-	-	-	-	-	-	-	-	-
	2,3,4,4-tetrachloro-1,1-Biphenyl	mg/kg	-	-	-	-	-	-	-	-	-	-	-
	Heptachlorobiphenyl, 2,3,3,4,4,5,5- (PCB 189)	mg/kg	0.003	-	-	-	-	-	-	-	-	-	-
	Hexachlorobiphenyl, 2,3,3,4,4,5- (PCB 156)	mg/kg	0.003	-	-	-	-	-	-	-	-	-	-
	Hexachlorobiphenyl, 2,3,3,4,4,5- (PCB 157)	mg/kg	0.003	-	-	-	-	-	-	-	-	-	-
	Hexachlorobiphenyl, 2,3,4,4,5,5- (PCB 167)	mg/kg	0.003	-	-	-	-	-	-	-	-	-	-
	Hexachlorobiphenyl, 3,3,4,4,5,5- (PCB 169)	mg/kg	0.003	-	-	-	-	-	-	-	-	-	-
	PCB 101	mg/kg	0.003	-	-	-	-	-	-	-	-	-	-
	PCB 118	mg/kg	0.003	-	-	-	-	-	-	-	-	-	-
	PCB 138	mg/kg	0.003	-	-	-	-	-	-	-	-	-	-
	PCB 153	mg/kg	0.003	-	-	-	-	-	-	-	-	-	-
	PCB 160	mg/kg	0.003	-	-	-	-	-	-	-	-	-	-
	PCB 26	mg/kg	0.003	-	-	-	-	-	-	-	-	-	-
	PCB 52	mg/kg	0.003	-	-	-	-	-	-	-	-	-	-
	Pentachlorobiphenyl, 2,3,3,4,4- (PCB 105)	mg/kg	0.003	-	-	-	-	-	-	-	-	-	-
	Pentachlorobiphenyl, 2,3,3,4,4,5- (PCB 114)	mg/kg	0.003	-	-	-	-	-	-	-	-	-	-
Pentachlorobiphenyl, 2,3,4,4,5- (PCB 123)	mg/kg	0.003	-	-	-	-	-	-	-	-	-	-	
Pentachlorobiphenyl, 3,3,4,4,5- (PCB 126)	mg/kg	0.003	-	-	-	-	-	-	-	-	-	-	
Tetrachlorobiphenyl, 3,3,4,4- (PCB 77)	mg/kg	0.003	-	-	-	-	-	-	-	-	-	-	
Tetrachlorobiphenyl, 3,4,4,5- (PCB 81)	mg/kg	0.003	-	-	-	-	-	-	-	-	-	-	
Total PCB 7 congeners	mg/kg	0.021	-	-	-	-	-	-	-	-	-	-	
Total PCB WHO 12	mg/kg	0.036	-	-	-	-	-	-	-	-	-	-	





		Field ID	C107014-X-1.20-ES-191021	C107015-X-1.00-ES-200115	C107017-X-0.10-ES-191007	C107018-X-0.05-ES-200114	C107018-X-1.00-ES-200114	C107020-X-0.00-ES-200117	C107020-X-1.00-ES-200117	C107021-X-0.00-ES-200205	C107021-X-1.00-ES-200205
		Location Code	C107014	C107015	C107017	C107018	C107018	C107020	C107020	C107021	C107021
		Sample Depth Range	1.2	1	0.1	0.05	1	0	1	0	1
		Sample Date	21/10/2019	15/01/2020	07/10/2019	14/01/2020	14/01/2020	17/01/2020	17/01/2020	05/02/2020	05/02/2020
		Matrix Description	LQM S4UL Public Open Space (POS) Residential - 1% SOM								
		C4SL Public Open Space (POS) Residential									
Chem Group	ChemName	output unit	EQL								
	g-BHC (Lindane)	mg/kg	0.001	-	-	-	-	-	-	-	-
	Heptachlor	mg/kg	0.003	-	-	-	-	-	-	-	-
	Isodrin	mg/kg	0.002	-	-	-	-	-	-	-	-
	Isoproturon	mg/kg	-	-	-	-	-	-	-	-	-
	Linuron	mg/kg	-	-	-	-	-	-	-	-	-
	Malathion	mg/kg	0.002	-	-	-	-	-	-	-	-
	2-Methyl-4-chlorophenoxyacetic acid	mg/kg	-	-	-	-	-	-	-	-	-
	2-Methyl-4-Chlorophenoxy Butanoic Acid	mg/kg	-	-	-	-	-	-	-	-	-
	Mecoprop	mg/kg	-	-	-	-	-	-	-	-	-
	Methoxychlor	mg/kg	0.005	-	-	-	-	-	-	-	-
	Methyl carathion	mg/kg	0.01	-	-	-	-	-	-	-	-
	Mevinphos (Phosdrin)	mg/kg	0.002	-	-	-	-	-	-	-	-
	o,p-DDD	mg/kg	0.005	-	-	-	-	-	-	-	-
	o,p'-DDE	mg/kg	0.002	-	-	-	-	-	-	-	-
	o,p'-Methoxychlor	mg/kg	0.05	-	-	-	-	-	-	-	-
	Parathion	mg/kg	0.005	-	-	-	-	-	-	-	-
	Pendimethalin	mg/kg	0.01	-	-	-	-	-	-	-	-
	Permethrin	mg/kg	0.05	-	-	-	-	-	-	-	-
	Permethrin II	mg/kg	0.003	-	-	-	-	-	-	-	-
	Phorate	mg/kg	0.01	-	-	-	-	-	-	-	-
	Priniphos-methyl	mg/kg	0.002	-	-	-	-	-	-	-	-
	Priniphos-ethyl	mg/kg	0.002	-	-	-	-	-	-	-	-
	Prometon	mg/kg	0.05	-	-	-	-	-	-	-	-
	Prometryn	mg/kg	0.05	-	-	-	-	-	-	-	-
	Pronamide	mg/kg	0.002	-	-	-	-	-	-	-	-
	Propazine	mg/kg	0.05	-	-	-	-	-	-	-	-
	Propiconazole	mg/kg	-	-	-	-	-	-	-	-	-
	Propoxycarbazono-sodium	mg/kg	-	-	-	-	-	-	-	-	-
	Simazine	mg/kg	0.05	-	-	-	-	-	-	-	-
	Terbutryn	mg/kg	0.05	-	-	-	-	-	-	-	-
	Terbutylazine	mg/kg	0.05	-	-	-	-	-	-	-	-
	Phoxalone	mg/kg	0.005	-	-	-	-	-	-	-	-
	Phosphamidon	mg/kg	0.005	-	-	-	-	-	-	-	-
	Triadimefon	mg/kg	0.002	-	-	-	-	-	-	-	-
	Triallate	mg/kg	0.002	-	-	-	-	-	-	-	-
	Triclopyr	mg/kg	0.1	-	-	-	-	-	-	-	-
	Triclosan	mg/kg	-	-	-	-	-	-	-	-	-
	Trifluralin	mg/kg	0.01	-	-	-	-	-	-	-	-
	Tebuconazole	mg/kg	-	-	-	-	-	-	-	-	-
	Telodrin	mg/kg	0.05	-	-	-	-	-	-	-	-
	Triazophos	mg/kg	0.003	-	-	-	-	-	-	-	-
SVOC TIC	SVOC TICs - Detect	Detect	-	-	-	-	-	-	-	-	-
	Anthraquinone 9,10-	mg/kg	-	-	-	-	-	-	-	-	-
	SVOC Tentatively Identified Compounds	mg/kg	0.1	-	-	-	-	-	-	-	-
	Aniline	mg/kg	0.3	-	-	-	-	-	-	-	-
VOC TIC	VOC TICs - Detect	Detect	-	-	-	-	-	-	-	-	-
	VOC Tentatively Identified Compounds	mg/kg	0.05	-	-	-	-	-	-	-	-
	Freon 113	mg/kg	0.005	-	-	-	-	-	-	-	-
Other	Temperature	°C	-	-	18.2	-	-	-	-	-	-
	Conductivity @ 20°C	µS/cm	14	-	2630 - 2740	-	-	-	-	-	-
	% Stones <4mm	%	-	21.7	-	20.4	17.3	33.2	31.7	31.7	33
	Fraction of non-crushable material	%	0	0	-	0	0	0	0	0	0
	Moisture Content (dried @35°C)	%	-	-	19	-	-	-	-	-	-
	Moisture Content 105°C	%	0.1	-	-	20.4	17.3	33.2	31.7	31.7	33
	pH (Lab)	pH Units	1	8.5	7.60 - 8.27	8.8	9	7.5	8.4	7.8	8.2
	Stone Content	%	0.1	0	-	4.7	6	0	0	0	0
	Total Organic Carbon	%	0.02	0.74	0.52	0.563	1.36	0.63	2.45	0.6	4.1

**Env Stds Comments**  
 #1:GAC is only presented as speciated chromium. 7.7mg/kg is used for hexavalent. If hexavalent chromium (CVI) data is available, a value of 1,500mg/kg r  
 #2:C4SL for lead adopted  
 #3:GAC only presented as speciated mercury. 16mg/kg is used for elemental mercury. If the CSM indicates that elemental mercury is not a CoC and mercury  
 #4:Updated S4UL for nickel  
 #5:S4UL exceeds solubility saturation limit  
 #6:Criteria derived for Al<sup>3</sup>-C16-C35 split between Al<sup>3</sup>-C16-21 & Al<sup>3</sup>-C21-35. Requires summation of fractions to use Al<sup>3</sup>-C16-C35 criteria.  
 #7:Criteria presented is for p-xylene. A separate value is presented for o-xylene.  
 #8:S4UL based on a threshold protective of direct skin contact with phenol

**Legend**

38.2	Results exceeds GAC.
<50	Results MDL is greater than GAC.
NAD	No asbestos detected.
-	Determinand has not been tested for.

**Notes**  
 A range is given where a determinand has been analysed for by more than one method.



		Field ID	CT08002-X-0.05-ES-190923	CT08002-X-0.50-ES-190923	CT08003-X-0.05-ES-190923	CT08003-X-0.50-ES-190923	CT08004-X-0.05-ES-190923	CT08004-X-0.50-ES-190923	CT08005-X-0.05-ES-190920	CT08005-X-0.50-ES-190920	CT08006-X-0.30-ES-191014	
		Location Code	CT08002	CT08002	CT08003	CT08003	CT08004	CT08004	CT08005	CT08005	CT08006	
		Sample Depth Range	0.05	0.5	0.05	0.5	0.05	0.5	0.05	0.5	0.3	
		Sample Date Time	23/09/2019	23/09/2019	23/09/2019	23/09/2019	23/09/2019	23/09/2019	20/09/2019	20/09/2019	14/10/2019	
		Matrix Description	LQM S4UL Public Open Space (POS) Residential - 1% SOM									
		C4SL Public Open Space (POS) Residential										
Chem Group	ChemName	output unit	EQ1									
TPH	>C6-C8	mg/kg	0.02	<0.02	<0.02	<0.02	<0.02	<0.02	<0.02	<0.02	<0.02	
	>C6-C7	mg/kg	0.02	<0.02	<0.02	<0.02	<0.02	<0.02	<0.02	<0.02	<0.02	
	>C7-C8	mg/kg	0.02	<0.02	<0.02	<0.02	<0.02	<0.02	<0.02	<0.02	<0.02	
	>C6-C9	mg/kg	0.2	-	-	-	-	-	-	-	-	
	>C9-C10	mg/kg	0.02	<0.02	<0.02	<0.02	<0.02	<0.02	<0.02	<0.02	<0.02	
	>C10-C12	mg/kg	0.02	<0.02	<0.02	<0.02	<0.02	<0.02	<0.02	<0.02	<0.02	
	>C12-C16	mg/kg	2	<35	<35	<35	<35	<35	<35	<35	<35	
	>C16-C21	mg/kg	2	<35	<35	<35	<35	<35	<35	<35	<35	
	>C21-C28	mg/kg	35	<35	<35	<35	<35	<35	<35	<35	<35	
	>C21-C35	mg/kg	4.38	-	-	-	-	-	-	-	-	
	>C28-C35	mg/kg	35	<35	<35	<35	<35	<35	<35	<35	<35	
	>C31-C40	mg/kg	10	-	-	-	-	-	-	-	-	
	>C35-C40	mg/kg	35	<35	<35	<35	<35	<35	<35	<35	<35	
	GRO >C5-10	mg/kg	0.02	-	-	-	-	-	-	-	-	
	TPH >C8-C40	mg/kg	10	-	-	-	-	-	-	-	-	
	EPH >C5-40	mg/kg	35	<35	<35	<35	<35	<35	<35	<35	<35	
	EPH >C10-40	mg/kg	35	<35	<35	<35	<35	<35	<35	<35	<35	
GRO	mg/kg	0.2	-	-	-	-	-	-	-	-		
GRO >C5-12	mg/kg	0.1	<0.1	<0.1	<0.1	<0.1	<0.1	<0.1	<0.1	<0.1		
TPH by GC/ED (AR)	mg/kg	10	-	-	-	-	-	-	-	-		
BTEX and MTBE	Benzene	mg/kg	0.001	140	72	<0.18	<0.009	<0.18	<0.009	<0.18	<0.009	
	Toluene	mg/kg	0.005	56000	56000	<0.14	<0.007	<0.14	<0.007	<0.14	<0.007	
	Ethylbenzene	mg/kg	0.002	24000	24000	<0.08	<0.004	<0.08	<0.004	<0.08	<0.004	
	Xylene (m & o)	mg/kg	0.004	41000	41000	<0.2	<0.01	<0.2	<0.01	<0.2	<0.01	
	Xylene (o)	mg/kg	0.002	41000	41000	<0.2	<0.01	<0.2	<0.01	<0.2	<0.01	
	Xylene Total	mg/kg	0.02	-	-	-	-	-	-	-	-	
	MTBE	mg/kg	0.001	<0.2	<0.01	<0.2	<0.01	<0.2	<0.01	<0.2	<0.01	
Total BTEX	mg/kg	0.04	<0.8	<0.04	<0.8	<0.04	<0.8	<0.04	<0.8	<0.04		
VOC	Styrene	mg/kg	0.001	-	-	-	-	-	-	-	-	
	cis-1,3-dichlorocyclohexane	mg/kg	0.001	-	-	-	-	-	-	-	-	
	trans-1,3-dichlorocyclohexane	mg/kg	0.001	-	-	-	-	-	-	-	-	
	1,1,1,2-tetrachloroethane	mg/kg	0.001	1400	1400	-	-	-	-	-	-	
	1,1,1-trichloroethane	mg/kg	0.001	14000	14000	-	-	-	-	-	-	
	1,1,2,2-tetrachloroethane	mg/kg	0.001	1400	1400	-	-	-	-	-	-	
	1,1,2-trichloroethane	mg/kg	0.001	-	-	-	-	-	-	-	-	
	1,1-dichloroethane	mg/kg	0.001	-	-	-	-	-	-	-	-	
	1,1-dichloroethene	mg/kg	0.001	-	-	-	-	-	-	-	-	
	1,1-dichlorocyclohexane	mg/kg	0.001	-	-	-	-	-	-	-	-	
	1,2,3-trichloropropane	mg/kg	0.001	-	-	-	-	-	-	-	-	
	1,2,4-trimethylbenzene	mg/kg	0.001	-	-	-	-	-	-	-	-	
	1,2-dibromo-3-chloropropane	mg/kg	0.001	-	-	-	-	-	-	-	-	
	1,2-dibromoethane	mg/kg	0.001	-	-	-	-	-	-	-	-	
	1,2-dichloroethane	mg/kg	0.001	29	29	-	-	-	-	-	-	
	1,2-dichlorocyclohexane	mg/kg	0.001	-	-	-	-	-	-	-	-	
	1,3,5-trimethylbenzene	mg/kg	0.001	-	-	-	-	-	-	-	-	
	1,3-dichloropropane	mg/kg	0.001	-	-	-	-	-	-	-	-	
	2,2-dichloropropane	mg/kg	0.001	-	-	-	-	-	-	-	-	
	2-chlorotoluene	mg/kg	0.001	-	-	-	-	-	-	-	-	
	4-chlorotoluene	mg/kg	0.001	-	-	-	-	-	-	-	-	
	Bromobenzene	mg/kg	0.001	-	-	-	-	-	-	-	-	
	Bromochloromethane	mg/kg	0.001	-	-	-	-	-	-	-	-	
	Bromodichloromethane	mg/kg	0.001	-	-	-	-	-	-	-	-	
	Bromoform	mg/kg	0.001	-	-	-	-	-	-	-	-	
	Bromomethane	mg/kg	0.001	-	-	-	-	-	-	-	-	
	Carbon disulfide	mg/kg	0.007	11000	11000	-	-	-	-	-	-	
	Carbon tetrachloride	mg/kg	0.001	890	890	-	-	-	-	-	-	
	Chlorobromomethane	mg/kg	0.001	-	-	-	-	-	-	-	-	
	Chloroethane	mg/kg	0.002	-	-	-	-	-	-	-	-	
	Chloroform	mg/kg	0.001	2500	2500	-	-	-	-	-	-	
	Chloromethane	mg/kg	0.003	-	-	-	-	-	-	-	-	
	cis-1,2-dichloroethane	mg/kg	0.005	-	-	-	-	-	-	-	-	
	Dibromomethane	mg/kg	0.001	-	-	-	-	-	-	-	-	
	Dichlorodifluoromethane	mg/kg	0.001	-	-	-	-	-	-	-	-	
	Dichloromethane	mg/kg	0.01	-	-	-	-	-	-	-	-	
	Isopropylbenzene	mg/kg	0.001	-	-	-	-	-	-	-	-	
m-butylbenzene	mg/kg	0.001	-	-	-	-	-	-	-	-		
n-propylbenzene	mg/kg	0.001	-	-	-	-	-	-	-	-		
p-isocrotyltoluene	mg/kg	0.001	-	-	-	-	-	-	-	-		
sec-butylbenzene	mg/kg	0.001	-	-	-	-	-	-	-	-		
Trichloroethane	mg/kg	0.001	120	120	-	-	-	-	-	-		
tert-butylbenzene	mg/kg	0.001	-	-	-	-	-	-	-	-		
Tetrachloroethane	mg/kg	0.003	1400	1400	-	-	-	-	-	-		
trans-1,2-dichloroethane	mg/kg	0.001	-	-	-	-	-	-	-	-		
Trichlorofluoromethane	mg/kg	0.001	-	-	-	-	-	-	-	-		
Vinyl chloride	mg/kg	0.001	3.5	3.5	-	-	-	-	-	-		
tert-Amyl methyl ether	mg/kg	0.01	-	-	-	-	-	-	-	-		
VOC/SVOC	1,2,3-trichlorobenzene	mg/kg	0.001	1800	1800	-	-	-	-	-	-	
	1,2,4-trichlorobenzene	mg/kg	0.003	15000	15000	-	-	-	-	-	-	
	1,2-dichlorobenzene	mg/kg	0.001	90000	90000	-	-	-	-	-	-	
	1,3,5-Trichlorobenzene	mg/kg	0.001	1700	1700	-	-	-	-	-	-	
	1,3-dichlorobenzene	mg/kg	0.001	300	300	-	-	-	-	-	-	
	1,4-dichlorobenzene	mg/kg	0.001	17000	17000	-	-	-	-	-	-	
	Chlorobenzene	mg/kg	0.001	11000	11000	-	-	-	-	-	-	
Hexachlorobutadiene	mg/kg	0.002	25	25	-	-	-	-	-	-		



		Field ID	CT08002-X-0.05-ES-190923	CT08002-X-0.50-ES-190923	CT08003-X-0.05-ES-190923	CT08003-X-0.50-ES-190923	CT08004-X-0.05-ES-190923	CT08004-X-0.50-ES-190923	CT08005-X-0.05-ES-190920	CT08005-X-0.50-ES-190920	CT08006-X-0.30-ES-191014	
		Location Code	CT08002	CT08002	CT08003	CT08003	CT08004	CT08004	CT08005	CT08005	CT08006	
		Sample Depth Range	0.05	0.5	0.05	0.5	0.05	0.5	0.05	0.5	0.3	
		Sample Date	23/09/2019	23/09/2019	23/09/2019	23/09/2019	23/09/2019	23/09/2019	20/09/2019	20/09/2019	14/10/2019	
		Matrix Description	LQM S4UL Public Open Space (POS) Residential - 1% SOM									
		C4SL Public Open Space (POS) Residential										
Chem Group	ChemName	output unit	EQL									
Phenolics	Xenolene	mg/kg	0.015	<0.015	<0.015	<0.015	<0.015	<0.015	<0.015	<0.015	<0.015	
	Phenol Index	mg/kg	0.5	-	-	-	-	-	-	-	-	
	3-84-methylphenol	mg/kg	0.1	-	-	-	-	-	-	-	-	
	Cresol Total	mg/kg	0.01	0.0235	<0.01	<0.01	<0.01	<0.01	0.0127	<0.01	<0.01	
	Phenol	mg/kg	0.01	0.0118	<0.01	<0.01	<0.01	<0.01	<0.01	<0.01	<0.01	
Organofins	Phenols Monochydric	mg/kg	0.035	<0.035	<0.035	<0.035	<0.035	<0.035	<0.035	<0.035	<0.035	
	Dibutyltin	mg/kg	-	-	-	-	-	-	-	-	-	
	Monophenyltin	mg/kg	-	-	-	-	-	-	-	-	-	
	Diphenyltin	mg/kg	-	-	-	-	-	-	-	-	-	
	Monobutyltin	mg/kg	-	-	-	-	-	-	-	-	-	
	Tetrabutyltin	mg/kg	-	-	-	-	-	-	-	-	-	
	Tributyltin	mg/kg	0.001	-	-	-	-	-	-	-	-	
	Triphenyltin	mg/kg	-	-	-	-	-	-	-	-	-	
Pesticides	Etrinfos	mg/kg	0.002	-	-	-	-	-	-	-	-	
	Hepatachlor epoxide	mg/kg	0.002	-	-	-	-	-	-	-	-	
	Methachloros	mg/kg	0.002	-	-	-	-	-	-	-	-	
	Propetamphos	mg/kg	0.002	-	-	-	-	-	-	-	-	
	Simetryn	mg/kg	0.05	-	-	-	-	-	-	-	-	
	Sodium Acifluorfen	mg/kg	-	-	-	-	-	-	-	-	-	
	Tosazone	mg/kg	0.003	-	-	-	-	-	-	-	-	
	2,4,5-TP (Silvex)	mg/kg	-	-	-	-	-	-	-	-	-	
	Hedonal	mg/kg	-	-	-	-	-	-	-	-	-	
	2,4-DDT	mg/kg	0.003	-	-	-	-	-	-	-	-	
	2,4-Dichloroac	mg/kg	-	-	-	-	-	-	-	-	-	
	4-(2,4-Dichlorophenoxy)butyric Acid (2,4-DB)	mg/kg	-	-	-	-	-	-	-	-	-	
	4,4-DDE	mg/kg	0.005	-	-	-	-	-	-	-	-	
	4-Chlorophenoxy acetic acid	mg/kg	-	-	-	-	-	-	-	-	-	
	a-BHC	mg/kg	0.002	24	-	-	-	-	-	-	-	
	Aldrin	mg/kg	0.002	18	-	-	-	-	-	-	-	
	Ametryn	mg/kg	0.05	-	-	-	-	-	-	-	-	
	Acetyl (hexnill)	mg/kg	-	-	-	-	-	-	-	-	-	
	Atraton	mg/kg	0.05	-	-	-	-	-	-	-	-	
	Atrazine	mg/kg	0.05	1200	-	-	-	-	-	-	-	
	Azinophos methyl	mg/kg	0.005	-	-	-	-	-	-	-	-	
	b-BHC	mg/kg	0.002	8.1	-	-	-	-	-	-	-	
	Bentazone	mg/kg	0.1	-	-	-	-	-	-	-	-	
	Bromoxnill	mg/kg	-	-	-	-	-	-	-	-	-	
	Carboethion	mg/kg	0.003	-	-	-	-	-	-	-	-	
	chlordan	mg/kg	0.002	-	-	-	-	-	-	-	-	
	Chlordane (cis)	mg/kg	0.002	-	-	-	-	-	-	-	-	
	Azinphos Ethyl	mg/kg	0.005	-	-	-	-	-	-	-	-	
	Chlordane (trans)	mg/kg	0.05	-	-	-	-	-	-	-	-	
	Chlorfenvinphos	mg/kg	0.003	-	-	-	-	-	-	-	-	
	Chlorotoluron	mg/kg	-	-	-	-	-	-	-	-	-	
	Chlorovifos	mg/kg	0.002	-	-	-	-	-	-	-	-	
	Chlorpyrifos-methyl	mg/kg	0.002	-	-	-	-	-	-	-	-	
	Cyanazine	mg/kg	-	-	-	-	-	-	-	-	-	
	d-BHC	mg/kg	0.002	-	-	-	-	-	-	-	-	
	DDD	mg/kg	0.005	-	-	-	-	-	-	-	-	
	DDT	mg/kg	0.005	-	-	-	-	-	-	-	-	
	Chlorfthalonil	mg/kg	0.002	-	-	-	-	-	-	-	-	
	Diazinon	mg/kg	0.001	-	-	-	-	-	-	-	-	
	Dicamba	mg/kg	-	-	-	-	-	-	-	-	-	
	Dichlobenil	mg/kg	0.001	-	-	-	-	-	-	-	-	
	cis-Permethrin	mg/kg	0.003	-	-	-	-	-	-	-	-	
	Dichlorvos	mg/kg	0.002	16	-	-	-	-	-	-	-	
	Diclofop	mg/kg	-	-	-	-	-	-	-	-	-	
	Dieldrin	mg/kg	0.005	18	-	-	-	-	-	-	-	
Dimethoate	mg/kg	0.003	-	-	-	-	-	-	-	-		
Dinoseb	mg/kg	-	-	-	-	-	-	-	-	-		
Diuron	mg/kg	-	-	-	-	-	-	-	-	-		
Endosulfan I	mg/kg	0.001	1200	-	-	-	-	-	-	-		
Endosulfan II	mg/kg	0.01	-	-	-	-	-	-	-	-		
Endosulfan sulphate	mg/kg	0.005	-	-	-	-	-	-	-	-		
Endrin	mg/kg	0.003	-	-	-	-	-	-	-	-		
Endrin ketone	mg/kg	0.03	-	-	-	-	-	-	-	-		
Ethion	mg/kg	0.003	-	-	-	-	-	-	-	-		
Fenitrothion	mg/kg	0.005	-	-	-	-	-	-	-	-		
Fenithion	mg/kg	0.01	-	-	-	-	-	-	-	-		
Fluroxypyr	mg/kg	0.1	-	-	-	-	-	-	-	-		

		Field ID	CT08002-X-0.05-ES-190923	CT08002-X-0.50-ES-190923	CT08003-X-0.05-ES-190923	CT08003-X-0.50-ES-190923	CT08004-X-0.05-ES-190923	CT08004-X-0.50-ES-190923	CT08005-X-0.05-ES-190920	CT08005-X-0.50-ES-190920	CT08006-X-0.30-ES-191014	
		Location Code	CT08002	CT08002	CT08003	CT08003	CT08004	CT08004	CT08005	CT08005	CT08006	
		Sample Depth Range	0.05	0.5	0.05	0.5	0.05	0.5	0.05	0.5	0.3	
		Sample Date Time	23/09/2019	23/09/2019	23/09/2019	23/09/2019	23/09/2019	23/09/2019	20/09/2019	20/09/2019	14/10/2019	
		Matrix Description	LQM S4UL Public Open Space (POS) Residential - 1% SOM									
		C4SL Public Open Space (POS) Residential										
Chem Group	ChemName	output unit	EQL									
	g-BHC (Lindane)	mg/kg	0.001	-	-	-	-	-	-	-	-	
	Heptachlor	mg/kg	0.003	-	-	-	-	-	-	-	-	
	Isodrin	mg/kg	0.002	-	-	-	-	-	-	-	-	
	Isoproturon	mg/kg	-	-	-	-	-	-	-	-	-	
	Linuron	mg/kg	-	-	-	-	-	-	-	-	-	
	Malathion	mg/kg	0.002	-	-	-	-	-	-	-	-	
	2-Methyl-4-chlorophenoxyacetic acid	mg/kg	-	-	-	-	-	-	-	-	-	
	2-Methyl-4-Chlorophenoxy Butanoic Acid	mg/kg	-	-	-	-	-	-	-	-	-	
	Mecoprop	mg/kg	-	-	-	-	-	-	-	-	-	
	Methoxychlor	mg/kg	0.005	-	-	-	-	-	-	-	-	
	Methyl parathion	mg/kg	0.01	-	-	-	-	-	-	-	-	
	Mevinphos (Phosdrin)	mg/kg	0.002	-	-	-	-	-	-	-	-	
	o,p-DDD	mg/kg	0.005	-	-	-	-	-	-	-	-	
	o,p'-DDE	mg/kg	0.002	-	-	-	-	-	-	-	-	
	o,p'-Methoxychlor	mg/kg	0.05	-	-	-	-	-	-	-	-	
	Parathion	mg/kg	0.005	-	-	-	-	-	-	-	-	
	Pendimethalin	mg/kg	0.01	-	-	-	-	-	-	-	-	
	Permethrin	mg/kg	0.05	-	-	-	-	-	-	-	-	
	Permethrin II	mg/kg	0.003	-	-	-	-	-	-	-	-	
	Phorate	mg/kg	0.01	-	-	-	-	-	-	-	-	
	Priniphos-methyl	mg/kg	0.002	-	-	-	-	-	-	-	-	
	Priniphos-ethyl	mg/kg	0.002	-	-	-	-	-	-	-	-	
	Prometon	mg/kg	0.05	-	-	-	-	-	-	-	-	
	Prometryn	mg/kg	0.05	-	-	-	-	-	-	-	-	
	Pronamide	mg/kg	0.002	-	-	-	-	-	-	-	-	
	Propazine	mg/kg	0.05	-	-	-	-	-	-	-	-	
	Propiconazole	mg/kg	-	-	-	-	-	-	-	-	-	
	Propoxycarbazono-sodium	mg/kg	-	-	-	-	-	-	-	-	-	
	Simazine	mg/kg	0.05	-	-	-	-	-	-	-	-	
	Terbutryn	mg/kg	0.05	-	-	-	-	-	-	-	-	
	Terbutylazine	mg/kg	0.05	-	-	-	-	-	-	-	-	
	Phosalone	mg/kg	0.005	-	-	-	-	-	-	-	-	
	Phosphamidon	mg/kg	0.005	-	-	-	-	-	-	-	-	
	Triadimefon	mg/kg	0.002	-	-	-	-	-	-	-	-	
	Triallate	mg/kg	0.002	-	-	-	-	-	-	-	-	
	Triclopyr	mg/kg	0.1	-	-	-	-	-	-	-	-	
	Triclosan	mg/kg	-	-	-	-	-	-	-	-	-	
	Trifluralin	mg/kg	0.01	-	-	-	-	-	-	-	-	
	Tebuconazole	mg/kg	-	-	-	-	-	-	-	-	-	
	Telodrin	mg/kg	0.05	-	-	-	-	-	-	-	-	
	Triazophos	mg/kg	0.003	-	-	-	-	-	-	-	-	
SVOC TIC	SVOC TICs - Detect	Detect	-	-	-	-	-	-	-	-	-	
	Anthracene 9,10-	mg/kg	-	-	-	-	-	-	-	-	-	
	SVOC Tentatively Identified Compounds	mg/kg	0.1	-	-	-	-	-	-	-	-	
	Aniline	mg/kg	0.3	-	-	-	-	-	-	-	-	
VOC TIC	VOC TICs - Detect	Detect	-	-	-	-	-	-	-	-	-	
	VOC Tentatively Identified Compounds	mg/kg	0.05	-	-	-	-	-	-	-	-	
	Freon 113	mg/kg	0.005	-	-	-	-	-	-	-	-	
Other	Temperature	°C	18.7	18.8	18.9	19.3	18.5	18.6	18.6	19.3	16.5	
	Conductivity @ 20°C	µS/cm	14	314 - 334	706 - 922	350 - 393	614 - 627	470 - 503	674 - 2980	409 - 419	296 - 370	
	% Stones <4mm	%	-	-	-	-	-	-	-	-	-	
	Fraction of non-crushable material	%	-	-	-	-	-	-	-	-	-	
	Moisture Content (dried @35°C)	%	14	17	17	20	19	17	22	1.3	22	
	Moisture Content 105C	%	0.1	-	-	-	-	-	-	-	-	
	pH (Lab)	pH Units	1	8.09 - 8.76	8.52 - 9.35	8 - 8.78	8.63 - 8.91	7.95 - 8.83	8.4 - 8.5	8.06 - 8.79	7.48 - 8.23	
	Stone Content	%	0.1	-	-	-	-	-	-	-	-	
	Total Organic Carbon	%	0.02	1.91	0.593	1.86	0.702	1.75	0.491	2.11	0.998	

**Env Stds Comments**  
 #1:GAC is only presented as speciated chromium. 7.7mg/kg is used for hexavalent. If hexavalent chromium (CVI) data is available, a value of 1,500mg/kg r  
 #2:C4SL for lead adopted  
 #3:GAC only presented as speciated mercury. 16mg/kg is used for elemental mercury. If the CSM indicates that elemental mercury is not a CoC and mercury  
 #4:Updated S4UL for nickel  
 #5:S4UL exceeds solubility saturation limit  
 #6:Criteria derived for Al<sup>3</sup>-C16-C35 split between Al<sup>3</sup>-C16-21 & Al<sup>3</sup>-C21-35. Requires summation of fractions to use Al<sup>3</sup>-C16-C35 criteria.  
 #7:Criteria presented is for p-xylene. A separate value is presented for o-xylene.  
 #8:S4UL based on a threshold protective of direct skin contact with phenol

**Legend**

38.2	Results exceeds GAC.
<50	Results MDL is greater than GAC.
NAD	No asbestos detected.
-	Determinand has not been tested for.

**Notes**  
 A range is given where a determinand has been analysed for by more than one method.

Chem Group	ChemName	output unit	EQ	Matrix Description										
				Field ID	CT08013-X-0.10-ES-190919	CT08013-X-0.50-ES-190919	OH06002-X-0.05-ES-200303	OH06002-X-0.50-ES-200303	OH06002-X-1.00-ES-200303	OH06002-X-2.00-ES-200303	OH06002-X-3.00-ES-200303	OH06002-X-35.20-ES-200318	OH06002-X-4.00-ES-200303	
				Location Code	CT08013	CT08013	OH06002	OH06002	OH06002	OH06002	OH06002	OH06002	OH06002	
				Sample Depth Range	0.1	0.5	0.05	0.5	1	2	3	35.2	4	
Samoled Date Time				19/09/2019	19/09/2019	03/03/2020	03/03/2020	03/03/2020	03/03/2020	03/03/2020	18/03/2020	03/03/2020		
C4SL Public Open Space (POS) Residential				LQM S4UL Public Open Space (POS) Residential - 1% SOM										
Anthrax	Detection of Anthrax (Bacillus Anthracis)	Not isolated	-	-	-	-	-	-	-	-	-	-	-	
Metals	Antimony	mg/kg	0.1	-	-	-	-	-	-	-	-	-	-	
	Arsenic	mg/kg	0.3	79	79	15	18.4	11.4	10.5	4.7	7.1	-	20.5	
	Boron	mg/kg	0.5	21000	233	2.5	1.95	2.4	2.4	0.6	1.1	<0.3	16.7	
	Cadmium	mg/kg	0.02	220	120	0.0816	<0.02	0.16	0.13	0.15	<0.1	0.16	0.27	
	Chromium (hexavalent)	mg/kg	0.1	21	7.7	<0.6	<0.6	<0.1	<0.1	<0.1	<0.1	<0.1	<0.1	
	Chromium	mg/kg	0.5	21	**	22.1	21.5	51.8	61.3	71.8	28.3	61.8	110.6	
	Cobalt	mg/kg	0.1	-	-	-	-	-	-	-	-	-	-	
	Copper	mg/kg	0.5	12000	8.62	7.79	27.8	26.2	23.6	10.1	89.9	4	652.5	
	Lead	mg/kg	0.5	630	1500	16.1	27.8	15.2	24.2	8.3	258.2	2.4	1018	
	Mercury	mg/kg	0.1	3	3	<0.14	<0.14	0.1	<0.1	<0.1	0.1	<0.1	0.38	
	Molybdenum	mg/kg	0.1	-	-	-	1.5	1.8	3.3	1.5	9.5	-	8.2	
	Nickel	mg/kg	0.2	2300	19.3	25.3	34.1	38.5	32	8.9	46.4	3.9	36.2	
	Selenium	mg/kg	0.5	1100	<1	<1	<0.5	<0.5	<0.5	<0.5	<0.5	<0.5	<0.5	
	Vanadium	mg/kg	0.2	2000	1.9	62.7	52.9	60.4	67.2	53.3	14.2	67.7	39.2	
	Zinc	mg/kg	1.9	81000	81000	62.7	71.4	69.3	58.7	26.7	67.7	17	106.1	
Asbestos	Anthophyllite	Detect	-	-	-	-	-	-	-	-	-	-	-	
	Asbestos Containing Material	Detect	-	-	-	-	-	-	-	-	-	-	-	
	Asbestos Analysis Comments	-	-	-	-	-	-	-	-	-	-	-	-	
	Asbestos PCOM Quantification	%	0.001	-	-	-	-	-	-	-	-	-	-	
	Asbestos Quantification Total	%	0.001	-	-	-	-	-	-	-	-	-	-	
	Asbestos: Actinolite	Detect	-	-	-	-	-	-	-	-	-	-	-	
	Additional Asbestos Components (Using TM048)	Comment	-	-	-	-	-	-	-	-	-	-	-	
	Crocidolite Asbestos	Detect	-	-	-	-	-	-	-	-	-	-	-	
	Asbestos Gravimetric Quantification	%	0.001	-	-	-	-	-	-	-	-	-	-	
	Asbestos ID (Stage 1)	Detect	-	-	-	-	-	-	-	-	-	-	-	
	Chrysotile Asbestos	Detect	-	-	-	-	-	-	-	-	-	-	-	
	Amosite Asbestos	Detect	-	-	-	-	-	-	-	-	-	-	-	
	Non-Asbestos Fibre	Detect	-	-	-	-	-	-	-	-	-	-	-	
	Tremolite	Detect	-	-	-	-	-	-	-	-	-	-	-	
Inorganics	Ammoniacal Nitrogen as N	mg/kg	12	-	-	-	-	-	-	-	-	-	-	
	Cyanide (Free)	mg/kg	0.5	<1	<1	<0.5	<0.5	<0.5	<0.5	<0.5	<0.5	<0.5	<0.5	
	Cyanide Total	mg/kg	0.5	<1	<1	<0.5	<0.5	<0.5	<0.5	<0.5	<0.5	<0.5	<0.5	
	Cyanides-complex	mg/kg	1	<1	<1	-	-	-	-	-	-	-	-	
	Phosphorus	mg/kg	4	-	-	-	-	-	-	-	-	667	-	
PAH	Coronene	mg/kg	0.3	-	-	-	-	-	-	-	-	-	-	
	Naphthalene	mg/kg	0.005	4900	<0.009	<0.009	<0.08	<0.08	<0.08	<0.08	<0.08	<0.08	<0.08	
	Acenaphthene	mg/kg	0.008	15000	<0.008	<0.008	<0.08	<0.08	<0.08	0.1	<0.08	<0.08	<0.08	
	Acenaphthylene	mg/kg	0.012	15000	<0.012	<0.012	<0.08	<0.08	<0.08	0.22	<0.08	0.14	<0.08	
	Fluoranthene	mg/kg	0.017	3100	0.0525	<0.017	0.41	<0.08	0.09	3.01	0.41	<0.08	8.78	
	Anthracene	mg/kg	0.016	74000	<0.016	<0.016	<0.08	<0.08	<0.08	0.82	<0.08	<0.08	0.39	
	Phenanthrene	mg/kg	0.015	3100	0.0213	<0.015	0.18	<0.08	<0.08	2.98	0.1	<0.08	5.04	
	Fluorene	mg/kg	0.01	9900	<0.01	<0.01	<0.08	<0.08	<0.08	0.18	<0.08	<0.08	<0.08	
	Chrysene	mg/kg	0.01	57	0.0228	<0.01	0.25	<0.08	<0.08	1.09	0.24	<0.08	2.83	
	Pyrene	mg/kg	0.015	7400	0.0421	<0.015	0.39	<0.08	<0.08	0.09	2.28	<0.08	6.16	
	Benzo(a)anthracene	mg/kg	0.014	29	0.0221	<0.014	0.21	<0.08	<0.08	1.18	0.23	<0.08	1.24	
	Benzo(b)fluoranthene	mg/kg	0.015	7.1	0.0258	<0.015	0.27	<0.08	<0.08	0.99	0.28	<0.08	2.59	
	Benzo(k)fluoranthene	mg/kg	0.014	190	<0.014	<0.014	<0.08	<0.08	<0.08	0.48	0.13	<0.08	1.09	
	Benzo(a)pyrene	mg/kg	0.015	5.7	0.0241	<0.015	0.22	<0.08	<0.08	0.85	0.25	<0.08	1.47	
	Dibenz(a,h)anthracene	mg/kg	0.023	0.57	<0.023	<0.023	<0.08	<0.08	<0.08	0.09	<0.08	<0.08	0.18	
	Benzo(g,h,i)perylene	mg/kg	0.024	640	<0.024	<0.024	0.13	<0.08	<0.08	0.31	0.13	<0.08	0.75	
	Indeno(1,2,3-c,d)pyrene	mg/kg	0.018	82	0.0236	<0.018	0.13	<0.08	<0.08	0.38	0.13	<0.08	0.91	
	PAH 16 Total	mg/kg	0.118	0.234	<0.118	<0.118	<2.75	<1.28	<1.29	<15	<2.74	<1.28	<31.8	
TPH CWG	>C6-C8 Aliphatics	mg/kg	0.01	(see)570000 <sup>PS</sup>	-	-	<0.2	<0.2	<0.2	<0.2	<0.2	-	<0.2	
	>C6-C7 Aliphatics	mg/kg	0.2	600000	-	-	<0.2	<0.2	<0.2	<0.2	<0.2	-	<0.2	
	>C6-C8 Aliphatics	mg/kg	0.01	600000	-	-	<0.2	<0.2	<0.2	<0.2	<0.2	-	<0.2	
	>C10-C44 Aliphatics	mg/kg	5	-	-	-	-	-	-	-	-	-	-	
	>C7-C8 Aliphatics	mg/kg	0.2	-	-	-	<0.2	<0.2	<0.2	<0.2	<0.2	-	<0.2	
	>C10-C44 Aliphatics/Aromatics	mg/kg	10	-	-	-	-	-	-	-	-	-	-	
	>C8-C10 Aliphatics	mg/kg	0.01	13000	-	-	<0.2	<0.2	<0.2	<0.2	<0.2	-	<0.2	
	>C10-C12 Aliphatics	mg/kg	0.01	13000	-	-	8.1	<4	16.4	<4	10.5	-	<4	
	>C12-C16 Aliphatics	mg/kg	0.1	19000	-	-	5.98	<4	5.57	<4	<4	-	<4	
	>C16-C21 Aliphatics	mg/kg	0.1	125000 <sup>PS</sup>	-	-	<4	<4	<4	<4	<4	-	<4	
	>C21-C35 Aliphatics	mg/kg	0.1	125000 <sup>PS</sup>	-	-	11.8	14.6	19	10.5	8.99	-	14.2	
	>C35-C44 Aliphatics	mg/kg	0.1	250000	-	-	-	-	-	-	-	-	-	
	>C5-C10 Aliphatics	mg/kg	0.05	-	-	-	-	-	-	-	-	-	-	
	>C8-C40 Aliphatics	mg/kg	20	-	-	-	33.8	24	45.4	<20	25.5	-	20.2	
	Total Aliphatics >C12-C44	mg/kg	0.1	-	-	-	-	-	-	-	-	-	-	
	>E5-EC10 Aromatics	mg/kg	0.05	-	-	-	-	-	-	-	-	-	-	
	>E5-EC7 Aromatics	mg/kg	0.01	56000	-	-	<0.01	<0.01	<0.01	<0.01	<0.01	-	<0.01	
	>EC6-EC7 Aromatics	mg/kg	0.01	-	-	-	-	-	-	-	-	-	-	
	>E7-EC8 Aromatics	mg/kg	0.01	56000	-	-	<0.01	<0.01	<0.01	<0.01	<0.01	-	<0.01	
	>EC6-EC10 Aromatics	mg/kg	0.01	5000	-	-	<4	<4	<4	<4	<4	-	<4	
	>EC10-EC12 Aromatics	mg/kg	0.01	5000	-	-	<4	<4	<4	5.22	<4	-	4.24	
	>EC8-EC40 Aromatics	mg/kg	20	-	-	-	52.4	25.7	30.4	84.3	52.4	-	126	
	>EC10-EC44 Aromatics	mg/kg	0.1	-	-	-	-	-	-	-	-	-	-	
	>EC12-EC16 Aromatics	mg/kg	0.1	5100	-	-	9.67	<4	<4	16	5.15	-	8.47	
	>EC16-EC21 Aromatics	mg/kg	0.1	3800	-	-	<4	<4	4.4	15.2	7.36	-	21.8	
	>EC21-EC35 Aromatics	mg/kg	0.1	3800	-	-	31	20.3	22.6	45.5	33	-	85.9	
	>EC35-EC44 Aromatics	mg/kg	0.1	3800	-	-	-	-	-	-	-	-	-	
	>EC40-EC44 Aromatics	mg/kg	0.1	-	-	-	-	-	-	-	-	-	-	
	>EC12-EC44 Aromatics	mg/kg	0.1	-	-	-	-	-	-	-	-	-	-	
	TPH Aliphatics & Aromatics >C5-44	mg/kg	0.1	-	-	-	-	-	-	-	-	-	-	



		Field ID	CT08013-X-0.10-ES-190919	CT08013-X-0.50-ES-190919	OH06002-X-0.05-ES-200303	OH06002-X-0.50-ES-200303	OH06002-X-1.00-ES-200303	OH06002-X-2.00-ES-200303	OH06002-X-3.00-ES-200303	OH06002-X-35.20-ES-200318	OH06002-X-4.00-ES-200303
		Location Code	CT08013	CT08013	OH06002	OH06002	OH06002	OH06002	OH06002	OH06002	OH06002
		Sample Depth	0.1	0.5	0.05	0.5	1	2	3	35.2	4
		Range	19/09/2019	19/09/2019	03/03/2020	03/03/2020	03/03/2020	03/03/2020	03/03/2020	18/03/2020	03/03/2020
		Matrix Description	LQM S4UL Public Open Space (POS) Residential - 1% SOM								
		C4SL Public Open Space (POS) Residential									
Chem Group	ChemName	output unit	EQ1								
TPH	>C6-C6	mg/kg	0.02	<0.02	<0.02	<0.2	<0.2	<0.2	<0.2	<0.2	<0.2
	>C6-C7	mg/kg	0.02	<0.02	<0.02	<0.2	<0.2	<0.2	<0.2	<0.2	<0.2
	>C7-C8	mg/kg	0.02	<0.02	<0.02	<0.2	<0.2	<0.2	<0.2	<0.2	<0.2
	>C6-C8	mg/kg	0.2	-	-	-	-	-	-	-	-
	>C8-C10	mg/kg	0.02	<0.02	<0.02	<0.2	<0.2	<0.2	<0.2	<0.2	<0.2
	>C10-C12	mg/kg	0.02	<0.02	<0.02	-	-	-	-	-	-
	>C12-C16	mg/kg	2	<35	<35	-	-	-	-	-	-
	>C16-C21	mg/kg	2	<35	<35	-	-	-	-	-	-
	>C21-C28	mg/kg	35	<35	<35	-	-	-	-	-	-
	>C21-C35	mg/kg	4.38	-	-	-	-	-	-	-	-
	>C28-C35	mg/kg	35	<35	<35	-	-	-	-	-	-
	>C31-C40	mg/kg	10	-	-	-	-	-	-	-	-
	>C35-C40	mg/kg	35	<35	<35	-	-	-	-	-	-
	GRO >C5-10	mg/kg	0.02	-	-	-	-	-	-	-	-
	TPH >C8-C40	mg/kg	10	-	-	-	-	-	-	-	-
	EPH >C5-40	mg/kg	35	45.5	<35	-	-	-	-	<62.1	-
	EPH >C10-40	mg/kg	35	45.5	<35	-	-	-	-	-	-
GRO	mg/kg	0.2	-	-	<0.2	<0.2	<0.2	<0.2	<0.2	<0.2	
TPH by GC/ED (AR)	mg/kg	10	<0.1	<0.1	-	-	-	-	-	-	
BTEX and MTBE	Benzene	mg/kg	0.001	140	72	<0.18	<0.009	<0.001	<0.001	<0.01 - 0.002	61.9
	Toluene	mg/kg	0.005		56000	<0.14	<0.007	<0.005	<0.005	<0.005	<0.005
	Ethylbenzene	mg/kg	0.002		24000	<0.08	<0.004	<0.01	<0.01	<0.01	<0.01
	Xylene (m & o)	mg/kg	0.004		41000	<0.2	<0.01	<0.004	<0.004	<0.004	<0.004
	Xylene (p)	mg/kg	0.002		41000	<0.2	<0.01	<0.002	<0.002	<0.002	<0.002
	Xylene Total	mg/kg	0.02			<0.3	<0.03	<0.03	<0.03	<0.03	<0.03
	MTBE	mg/kg	0.001			<0.2	<0.01	-	-	-	-
	Total BTEX	mg/kg	0.04			<0.4	<0.04	-	-	-	-
VOC	Styrene	mg/kg	0.001			-	-	-	-	-	-
	cis-1,3-dichloroethene	mg/kg	0.001			-	-	-	-	-	-
	trans-1,3-dichloroethene	mg/kg	0.001			-	-	-	-	-	-
	1,1,1,2-tetrachloroethane	mg/kg	0.001	1400		-	-	-	-	-	-
	1,1,1-trichloroethane	mg/kg	0.001	140000		-	-	-	-	-	-
	1,1,2,2-tetrachloroethane	mg/kg	0.001	1400		-	-	-	-	-	-
	1,1,2-dichloroethane	mg/kg	0.001			-	-	-	-	-	-
	1,1-dichloroethane	mg/kg	0.001			-	-	-	-	-	-
	1,1-dichloroethene	mg/kg	0.001			-	-	-	-	-	-
	1,1-dichloroethene	mg/kg	0.001			-	-	-	-	-	-
	1,2-dichloroethane	mg/kg	0.001			-	-	-	-	-	-
	1,2-dichloroethene	mg/kg	0.001			-	-	-	-	-	-
	1,2-dibromo-3-chloropropane	mg/kg	0.001			-	-	-	-	-	-
	1,2-dibromoethane	mg/kg	0.001			-	-	-	-	-	-
	1,2-dichloroethane	mg/kg	0.001	29		-	-	-	-	-	-
	1,2-dichloroethene	mg/kg	0.001			-	-	-	-	-	-
	1,3,5-trimethylbenzene	mg/kg	0.001			-	-	-	-	-	-
	1,3-dichloropropane	mg/kg	0.001			-	-	-	-	-	-
	2,2-dichloropropane	mg/kg	0.001			-	-	-	-	-	-
	2-chlorotoluene	mg/kg	0.001			-	-	-	-	-	-
	4-chlorotoluene	mg/kg	0.001			-	-	-	-	-	-
	Bromobenzene	mg/kg	0.001			-	-	-	-	-	-
	Bromochloromethane	mg/kg	0.001			-	-	-	-	-	-
	Bromodichloromethane	mg/kg	0.001			-	-	-	-	-	-
	Bromoform	mg/kg	0.001			-	-	-	-	-	-
	Bromomethane	mg/kg	0.001			-	-	-	-	-	-
	Carbon disulfide	mg/kg	0.007	11000		-	-	-	-	-	-
	Carbon tetrachloride	mg/kg	0.001	890		-	-	-	-	-	-
	Chlorobromomethane	mg/kg	0.001			-	-	-	-	-	-
	Chloroethane	mg/kg	0.002			-	-	-	-	-	-
	Chloroform	mg/kg	0.001	2500		-	-	-	-	-	-
	Chloromethane	mg/kg	0.003			-	-	-	-	-	-
	cis-1,2-dichloroethene	mg/kg	0.005			-	-	-	-	-	-
	Dibromomethane	mg/kg	0.001			-	-	-	-	-	-
	Dichlorodifluoromethane	mg/kg	0.001			-	-	-	-	-	-
	Dichloromethane	mg/kg	0.01			-	-	-	-	-	-
	Isopropylbenzene	mg/kg	0.001			-	-	-	-	-	-
	m-butylbenzene	mg/kg	0.001			-	-	-	-	-	-
	n-propylbenzene	mg/kg	0.001			-	-	-	-	-	-
	p-isooctyltoluene	mg/kg	0.001			-	-	-	-	-	-
	sec-butylbenzene	mg/kg	0.001			-	-	-	-	-	-
	Trichloroethene	mg/kg	0.001	120		-	-	-	-	-	-
tert-butylbenzene	mg/kg	0.001			-	-	-	-	-	-	
Tetrachloroethene	mg/kg	0.003	1400		-	-	-	-	-	-	
trans-1,2-dichloroethene	mg/kg	0.001			-	-	-	-	-	-	
Trichlorofluoromethane	mg/kg	0.001			-	-	-	-	-	-	
Vinyl chloride	mg/kg	0.001	3.5		-	-	-	-	-	-	
tert-Amyl methyl ether	mg/kg	0.01			-	-	-	-	-	-	
VOC/SVOC	1,2,3-trichlorobenzene	mg/kg	0.001			-	-	-	<0.001	-	-
	1,2,4-trichlorobenzene	mg/kg	0.003			-	-	-	-	-	-
	1,2-dichlorobenzene	mg/kg	0.001			-	-	-	-	-	-
	1,3,5-Trichlorobenzene	mg/kg	0.001			-	-	-	-	<0.001	-
	1,3-dichlorobenzene	mg/kg	0.001			-	-	-	-	-	-
	1,4-dichlorobenzene	mg/kg	0.001			-	-	-	-	-	-
	Chlorobenzene	mg/kg	0.001	11000		-	-	-	-	-	-
Hexachlorobutadiene	mg/kg	0.002	25		-	-	-	-	-	-	

		Field ID	CT08013-X-0.10-ES-190919	CT08013-X-0.50-ES-190919	OH06002-X-0.05-ES-200303	OH06002-X-0.50-ES-200303	OH06002-X-1.00-ES-200303	OH06002-X-2.00-ES-200303	OH06002-X-3.00-ES-200303	OH06002-X-35.20-ES-200318	OH06002-X-4.00-ES-200303	
		Location Code	CT08013	CT08013	OH06002	OH06002	OH06002	OH06002	OH06002	OH06002	OH06002	
		Sample Depth Range	0.1	0.5	0.05	0.5	1	2	3	35.2	4	
		Sample Date Time	19/09/2019	19/09/2019	03/03/2020	03/03/2020	03/03/2020	03/03/2020	03/03/2020	18/03/2020	03/03/2020	
		Matrix Description	LQM S4UL Public Open Space (POS) Residential - 1% SOM									
		C4SL Public Open Space (POS) Residential										
Chem Group	ChemName	output unit	EQL									
SVOC	Benzyl alcohol	mg/kg	0.5	-	-	-	-	-	-	-	-	
	Diphenyl ether	mg/kg	0.1	-	-	-	-	-	-	-	-	
	4-bromophenyl phenyl ether	mg/kg	0.1	-	-	-	-	-	-	-	-	
	4-nitroaniline	mg/kg	0.1	-	-	-	-	-	-	-	-	
	4-nitrophenol	mg/kg	0.1	-	-	-	-	-	-	-	-	
	1,1-Biohexyl	mg/kg	0.1	-	-	-	-	-	-	-	-	
	1,2,3,4-tetrachlorobenzene	mg/kg	0.001	830	-	-	-	-	-	<0.001	-	
	1-Methylnaphthalene	mg/kg	0.1	-	-	-	-	-	-	-	-	
	2,4,5-trichlorophenol	mg/kg	0.1	-	-	-	-	-	-	-	-	
	2,4,6-trichlorophenol	mg/kg	0.1	-	-	-	-	-	-	-	-	
	2,4-dichlorophenol	mg/kg	0.1	-	-	-	-	-	-	-	-	
	2,4-dimethylphenol	mg/kg	0.1	-	-	-	-	-	-	-	-	
	2,4-dinitrophenol	mg/kg	0.5	-	-	-	-	-	-	-	-	
	2,4-dinitrotoluene	mg/kg	0.1	-	-	-	-	-	-	-	-	
	2,6-dinitrotoluene	mg/kg	0.1	-	-	-	-	-	-	-	-	
	2-chloronaphthalene	mg/kg	0.1	-	-	-	-	-	-	-	-	
	2-chlorophenol	mg/kg	0.1	-	-	-	-	-	-	-	-	
	2-methylnaphthalene	mg/kg	0.1	-	-	-	-	-	-	-	-	
	2-methylphenol	mg/kg	0.1	-	-	-	-	-	-	-	-	
	2-nitroaniline	mg/kg	0.1	-	-	-	-	-	-	-	-	
	2-nitrophenol	mg/kg	0.1	-	-	-	-	-	-	-	-	
	3-nitroaniline	mg/kg	0.1	-	-	-	-	-	-	-	-	
	4,6-Dinitro-2-methylphenol	mg/kg	0.2	-	-	-	-	-	-	-	-	
	4-chloro-3-methylphenol	mg/kg	0.1	-	-	-	-	-	-	-	-	
	4-chloroaniline	mg/kg	0.1	-	-	-	-	-	-	-	-	
	4-chlorophenol	mg/kg	0.5	620	-	-	-	-	-	-	-	
	4-chlorophenyl phenyl ether	mg/kg	0.1	-	-	-	-	-	-	-	-	
	4-methylphenol	mg/kg	0.1	-	-	-	-	-	-	-	-	
	Azobenzene	mg/kg	0.1	-	-	-	-	-	-	-	-	
	Benzoic Acid	mg/kg	0.5	-	-	-	-	-	-	-	-	
	Bis(2-chlorophenyl) methane	mg/kg	0.1	-	-	-	-	-	-	-	-	
	Bis(2-chloroethyl) ether	mg/kg	0.1	-	-	-	-	-	-	-	-	
	Bis(2-chloroisopropyl) ether	mg/kg	0.1	-	-	-	-	-	-	-	-	
	Bis(2-ethylhexyl) phthalate	mg/kg	0.1	-	-	-	-	-	-	-	-	
	Butyl benzyl phthalate	mg/kg	0.1	-	-	-	-	-	-	-	-	
	Catechols	mg/kg	0.1	-	-	-	-	-	-	-	-	
	Dibenzofuran	mg/kg	0.1	-	-	-	-	-	-	-	-	
	Diethylphthalate	mg/kg	0.1	-	-	-	-	-	-	-	-	
	Dimethyl phthalate	mg/kg	0.1	-	-	-	-	-	-	-	-	
	Di-n-butyl phthalate	mg/kg	0.1	-	-	-	-	-	-	-	-	
	Di-n-octyl phthalate	mg/kg	0.1	-	-	-	-	-	-	-	-	
	Hexachlorobenzene	mg/kg	0.002	16	-	-	-	-	-	<0.002	-	
	Hexachlorocyclopentadiene	mg/kg	0.1	-	-	-	-	-	-	-	-	
	Hexachloroethane	mg/kg	0.1	-	-	-	-	-	-	-	-	
	Isophorone	mg/kg	0.1	-	-	-	-	-	-	-	-	
	Nitrobenzene	mg/kg	0.1	-	-	-	-	-	-	-	-	
	N-nitrosodipropylamine	mg/kg	0.1	-	-	-	-	-	-	-	-	
n-Nitrosodiphenylamine	mg/kg	0.1	-	-	-	-	-	-	-	-		
Pentachlorobenzene	mg/kg	0.001	100	-	-	-	-	-	<0.001	-		
Pentachloronitrobenzene	mg/kg	0.05	-	-	-	-	-	-	-	-		
Pentachlorophenol	mg/kg	0.1	60	-	-	-	-	-	-	-		
PCB	PCB-110	mg/kg	-	-	-	-	-	-	-	-	-	
	PCB-128	mg/kg	-	-	-	-	-	-	-	-	-	
	PCB-141	mg/kg	-	-	-	-	-	-	-	-	-	
	PCB-149	mg/kg	-	-	-	-	-	-	-	-	-	
	PCB-151	mg/kg	-	-	-	-	-	-	-	-	-	
	PCB-158	mg/kg	-	-	-	-	-	-	-	-	-	
	PCB-170	mg/kg	-	-	-	-	-	-	-	-	-	
	PCB-18	mg/kg	-	-	-	-	-	-	-	-	-	
	PCB-183	mg/kg	-	-	-	-	-	-	-	-	-	
	PCB-187	mg/kg	-	-	-	-	-	-	-	-	-	
	PCB-194	mg/kg	-	-	-	-	-	-	-	-	-	
	PCB-31	mg/kg	-	-	-	-	-	-	-	-	-	
	PCB-44	mg/kg	-	-	-	-	-	-	-	-	-	
	PCB-49	mg/kg	-	-	-	-	-	-	-	-	-	
	2,2,4-tetrachloro-1,1-Biphenyl	mg/kg	-	-	-	-	-	-	-	-	-	
	2,3,4,4-tetrachloro-1,1-Biphenyl	mg/kg	-	-	-	-	-	-	-	-	-	
	Heptachlorobiphenyl, 2,3,3,4,4,5,5- (PCB 189)	mg/kg	0.003	-	-	-	-	-	-	<0.005	-	
	Hexachlorobiphenyl, 2,3,3,4,4,5- (PCB 156)	mg/kg	0.003	-	-	-	-	-	-	<0.005	-	
	Hexachlorobiphenyl, 2,3,3,4,4,5- (PCB 157)	mg/kg	0.003	-	-	-	-	-	-	<0.005	-	
	Hexachlorobiphenyl, 2,3,4,4,5,5- (PCB 167)	mg/kg	0.003	-	-	-	-	-	-	<0.005	-	
	Hexachlorobiphenyl, 3,3,4,4,5,5- (PCB 169)	mg/kg	0.003	-	-	-	-	-	-	<0.005	-	
	PCB 101	mg/kg	0.003	-	-	-	-	-	-	<0.005	-	
	PCB 118	mg/kg	0.003	-	-	-	-	-	-	<0.005	-	
	PCB 138	mg/kg	0.003	-	-	-	-	-	-	<0.005	-	
	PCB 153	mg/kg	0.003	-	-	-	-	-	-	<0.005	-	
	PCB 180	mg/kg	0.003	-	-	-	-	-	-	<0.005	-	
	PCB 28	mg/kg	0.003	-	-	-	-	-	-	<0.005	-	
	PCB 52	mg/kg	0.003	-	-	-	-	-	-	<0.005	-	
	Pentachlorobiphenyl, 2,3,3,4,4- (PCB 105)	mg/kg	0.003	-	-	-	-	-	-	<0.005	-	
	Pentachlorobiphenyl, 2,3,3,4,4,5- (PCB 114)	mg/kg	0.003	-	-	-	-	-	-	<0.005	-	
Pentachlorobiphenyl, 2,3,4,4,5,5- (PCB 123)	mg/kg	0.003	-	-	-	-	-	-	<0.005	-		
Pentachlorobiphenyl, 3,3,4,4,5- (PCB 126)	mg/kg	0.003	-	-	-	-	-	-	<0.005	-		
Tetrachlorobiphenyl, 3,3,4,4- (PCB 77)	mg/kg	0.003	-	-	-	-	-	-	<0.005	-		
Tetrachlorobiphenyl, 3,4,4,5- (PCB 81)	mg/kg	0.003	-	-	-	-	-	-	<0.005	-		
Total PCB 7 congeners	mg/kg	0.021	-	-	-	-	-	-	-	-		
Total PCB WHO 12	mg/kg	0.036	-	-	-	-	-	-	-	-		

		Field ID	CT08013-X-0.10-ES-190919	CT08013-X-0.50-ES-190919	OH06002-X-0.05-ES-200303	OH06002-X-0.50-ES-200303	OH06002-X-1.00-ES-200303	OH06002-X-2.00-ES-200303	OH06002-X-3.00-ES-200303	OH06002-X-35.20-ES-200318	OH06002-X-4.00-ES-200303
		Location Code	CT08013	CT08013	OH06002	OH06002	OH06002	OH06002	OH06002	OH06002	OH06002
		Sample Depth Range	0.1	0.5	0.05	0.5	1	2	3	35.2	4
		Sample Date	19/09/2019	19/09/2019	03/03/2020	03/03/2020	03/03/2020	03/03/2020	03/03/2020	18/03/2020	03/03/2020
		Matrix Description	LQM S4UL Public Open Space (POS) Residential - 1% SOM								
		C4SL Public Open Space (POS) Residential									
Chem Group	ChemName	output unit	EQL								
Phenolics	Xenolene	mg/kg	0.015	<0.015	-	-	-	-	-	-	-
	Phenol Index	mg/kg	0.5	-	<0.5	<0.5	<0.5	<0.5	<0.5	<0.5	<0.5
	3-84-methylphenol	mg/kg	0.1	-	-	-	-	-	-	-	-
	Cresol Total	mg/kg	0.01	<0.01	-	-	-	-	-	-	-
	Phenol	mg/kg	0.01	<0.01	-	-	-	-	-	-	-
Phenols Monochydric	Phenols Monochydric	mg/kg	0.035	<0.035	1.46	-	-	-	-	-	-
	Dibutyltin	mg/kg	-	-	-	-	-	-	-	-	-
	Monophenyltin	mg/kg	-	-	-	-	-	-	-	-	-
	Diphenyltin	mg/kg	-	-	-	-	-	-	-	-	-
	Monobutyltin	mg/kg	-	-	-	-	-	-	-	-	-
Organotins	Tetrabutyltin	mg/kg	-	-	-	-	-	-	-	-	-
	Tributyltin	mg/kg	0.001	-	-	-	-	-	<0.005	-	-
	Triphenyltin	mg/kg	-	-	-	-	-	-	-	-	-
	Ethionphos	mg/kg	0.002	-	-	-	-	-	<0.002	-	-
	Hepatachlor epoxide	mg/kg	0.002	-	-	-	-	-	<0.002	-	-
Pesticides	Methachlorphos	mg/kg	0.002	-	-	-	-	-	<0.002	-	-
	Propetamphos	mg/kg	0.002	-	-	-	-	-	<0.002	-	-
	Simetryn	mg/kg	0.05	-	-	-	-	-	-	-	-
	Sodium Acifluorfen	mg/kg	-	-	-	-	-	-	-	-	-
	Tosazene	mg/kg	0.003	-	-	-	-	-	<0.003	-	-
2,4,5-TP (Silvex)	mg/kg	-	-	-	-	-	-	-	-	-	
Hedonal	Hedonal	mg/kg	-	-	-	-	-	-	-	-	-
	2,4-DDT	mg/kg	0.003	-	-	-	-	-	<0.003	-	-
	2,4-Dichloroprop	mg/kg	-	-	-	-	-	-	-	-	-
	4-(2,4-Dichlorophenoxy)butyric Acid (2,4-DB)	mg/kg	-	-	-	-	-	-	-	-	-
	4,4-DDE	mg/kg	0.005	-	-	-	-	-	<0.005	-	-
4-Chlorophenoxy acetic acid	mg/kg	-	-	-	-	-	-	-	-	-	
a-BHC	mg/kg	0.002	24	-	-	-	-	<0.002	-	-	
Aldrin	mg/kg	0.002	18	-	-	-	-	<0.002	-	-	
Ametryn	mg/kg	0.05	-	-	-	-	-	-	-	-	
Acetyl (Ioxynil)	mg/kg	-	-	-	-	-	-	-	-	-	
Atraton	mg/kg	0.05	-	-	-	-	-	-	-	-	
Atrazine	mg/kg	0.05	1200	-	-	-	-	-	-	-	
Azinophos methyl	mg/kg	0.005	-	-	-	-	-	-	<0.005	-	
b-BHC	mg/kg	0.002	8.1	-	-	-	-	-	<0.002	-	
Bentazone	mg/kg	0.1	-	-	-	-	-	-	<0.1	-	
Bromoxnil	mg/kg	-	-	-	-	-	-	-	-	-	
Carbofenthothion	mg/kg	0.003	-	-	-	-	-	-	<0.003	-	
Chlordane	mg/kg	0.002	-	-	-	-	-	-	<0.002	-	
Chlordane (cis)	mg/kg	0.002	-	-	-	-	-	-	<0.002	-	
Azinphos Ethyl	mg/kg	0.005	-	-	-	-	-	-	<0.005	-	
Chlordane (trans)	mg/kg	0.05	-	-	-	-	-	-	-	-	
Chlorfenvinphos	mg/kg	0.003	-	-	-	-	-	-	<0.003	-	
Chlorotoluron	mg/kg	-	-	-	-	-	-	-	-	-	
Chlorovifos	mg/kg	0.002	-	-	-	-	-	-	<0.002	-	
Chlorpyrifos-methyl	mg/kg	0.002	-	-	-	-	-	-	<0.002	-	
Cyanazine	mg/kg	-	-	-	-	-	-	-	-	-	
d-BHC	mg/kg	0.002	-	-	-	-	-	-	<0.002	-	
DDD	mg/kg	0.005	-	-	-	-	-	-	<0.005	-	
DDT	mg/kg	0.005	-	-	-	-	-	-	<0.005	-	
Chlorothalonil	mg/kg	0.002	-	-	-	-	-	-	<0.002	-	
Diazinon	mg/kg	0.001	-	-	-	-	-	-	<0.001	-	
Dicamba	mg/kg	-	-	-	-	-	-	-	-	-	
Dichlobenil	mg/kg	0.001	-	-	-	-	-	-	<0.001	-	
cis-Permethrin	mg/kg	0.003	-	-	-	-	-	-	<0.003	-	
Dichlorvos	mg/kg	0.002	16	-	-	-	-	-	<0.002	-	
Diclofop	mg/kg	-	-	-	-	-	-	-	-	-	
Dieldrin	mg/kg	0.005	18	-	-	-	-	-	<0.005	-	
Dimethoate	mg/kg	0.003	-	-	-	-	-	-	<0.003	-	
Dinoseb	mg/kg	-	-	-	-	-	-	-	-	-	
Diuron	mg/kg	-	-	-	-	-	-	-	-	-	
Endosulfan I	mg/kg	0.001	1200	-	-	-	-	-	<0.001	-	
Endosulfan II	mg/kg	0.01	-	-	-	-	-	-	<0.01	-	
Endosulfan sulphate	mg/kg	0.005	-	-	-	-	-	-	<0.005	-	
Endrin	mg/kg	0.003	-	-	-	-	-	-	<0.003	-	
Endrin ketone	mg/kg	0.03	-	-	-	-	-	-	<0.03	-	
Ethion	mg/kg	0.003	-	-	-	-	-	-	<0.003	-	
Fenitrothion	mg/kg	0.005	-	-	-	-	-	-	<0.005	-	
Fenithion	mg/kg	0.01	-	-	-	-	-	-	<0.01	-	
Fluroxypyr	mg/kg	0.1	-	-	-	-	-	-	<0.1	-	

		Field ID	CT08013-X-0.10-ES-190919	CT08013-X-0.50-ES-190919	OH06002-X-0.05-ES-200303	OH06002-X-0.50-ES-200303	OH06002-X-1.00-ES-200303	OH06002-X-2.00-ES-200303	OH06002-X-3.00-ES-200303	OH06002-X-35.20-ES-200318	OH06002-X-4.00-ES-200303
		Location Code	CT08013	CT08013	OH06002	OH06002	OH06002	OH06002	OH06002	OH06002	OH06002
		Sample Depth Range	0.1	0.5	0.05	0.5	1	2	3	35.2	4
		Sample Date Time	19/09/2019	19/09/2019	03/03/2020	03/03/2020	03/03/2020	03/03/2020	03/03/2020	18/03/2020	03/03/2020
		Matrix Description	LQM S4UL Public Open Space (POS) Residential - 1% SOM								
		C4SL Public Open Space (POS) Residential									
Chem Group	ChemName	output unit	EQL								
	g-BHC (Lindane)	mg/kg	0.001	-	-	-	-	-	-	<0.001	-
	Heptachlor	mg/kg	0.003	-	-	-	-	-	-	<0.003	-
	Isodrin	mg/kg	0.002	-	-	-	-	-	-	<0.002	-
	Isoproturon	mg/kg	-	-	-	-	-	-	-	-	-
	Linuron	mg/kg	-	-	-	-	-	-	-	-	-
	Malathion	mg/kg	0.002	-	-	-	-	-	-	<0.002	-
	2-Methyl-4-chlorophenoxyacetic acid	mg/kg	-	-	-	-	-	-	-	-	-
	2-Methyl-4-Chlorophenoxy Butanoic Acid	mg/kg	-	-	-	-	-	-	-	-	-
	Mecoprop	mg/kg	-	-	-	-	-	-	-	-	-
	Methoxychlor	mg/kg	0.005	-	-	-	-	-	-	<0.005	-
	Methyl parathion	mg/kg	0.01	-	-	-	-	-	-	<0.01	-
	Mevinphos (Phosdrin)	mg/kg	0.002	-	-	-	-	-	-	<0.002	-
	o,p-DDD	mg/kg	0.005	-	-	-	-	-	-	<0.005	-
	o,p'-DDE	mg/kg	0.002	-	-	-	-	-	-	<0.002	-
	o,p'-Methoxychlor	mg/kg	0.05	-	-	-	-	-	-	-	-
	Parathion	mg/kg	0.005	-	-	-	-	-	-	<0.005	-
	Pendimethalin	mg/kg	0.01	-	-	-	-	-	-	<0.01	-
	Permethrin	mg/kg	0.05	-	-	-	-	-	-	-	-
	Permethrin II	mg/kg	0.003	-	-	-	-	-	-	<0.003	-
	Phorate	mg/kg	0.01	-	-	-	-	-	-	<0.01	-
	Priniphos-methyl	mg/kg	0.002	-	-	-	-	-	-	<0.002	-
	Priniphos-ethyl	mg/kg	0.002	-	-	-	-	-	-	<0.002	-
	Prometon	mg/kg	0.05	-	-	-	-	-	-	-	-
	Prometryn	mg/kg	0.05	-	-	-	-	-	-	-	-
	Pronamide	mg/kg	0.002	-	-	-	-	-	-	<0.002	-
	Propazine	mg/kg	0.05	-	-	-	-	-	-	-	-
	Propiconazole	mg/kg	-	-	-	-	-	-	-	-	-
	Propoxycarbazono-sodium	mg/kg	-	-	-	-	-	-	-	-	-
	Simazine	mg/kg	0.05	-	-	-	-	-	-	-	-
	Terbutryn	mg/kg	0.05	-	-	-	-	-	-	-	-
	Terbutylazine	mg/kg	0.05	-	-	-	-	-	-	-	-
	Phosalone	mg/kg	0.005	-	-	-	-	-	-	<0.005	-
	Phosphamidon	mg/kg	0.005	-	-	-	-	-	-	<0.005	-
	Triadimefon	mg/kg	0.002	-	-	-	-	-	-	<0.002	-
	Triallate	mg/kg	0.002	-	-	-	-	-	-	<0.002	-
	Triclopyr	mg/kg	0.1	-	-	-	-	-	-	<0.1	-
	Tricosan	mg/kg	-	-	-	-	-	-	-	-	-
	Trifluralin	mg/kg	0.01	-	-	-	-	-	-	<0.01	-
	Tebuconazole	mg/kg	-	-	-	-	-	-	-	-	-
	Telodrin	mg/kg	0.05	-	-	-	-	-	-	-	-
	Triazophos	mg/kg	0.003	-	-	-	-	-	-	<0.003	-
SVOC TIC	SVOC TICs - Detect	Detect	-	-	-	-	-	-	-	-	-
	Anthraquinone 9,10-	mg/kg	-	-	-	-	-	-	-	-	-
	SVOC Tentatively Identified Compounds	mg/kg	0.1	-	-	-	-	-	-	-	-
	Aniline	mg/kg	0.3	-	-	-	-	-	-	-	-
VOC TIC	VOC TICs - Detect	Detect	-	-	-	-	-	-	-	-	-
	VOC Tentatively Identified Compounds	mg/kg	0.05	-	-	-	-	-	-	-	-
	Freon 113	mg/kg	0.005	-	-	-	-	-	-	-	-
Other	Temperature	°C	19.5	19.1	-	-	-	-	-	-	-
	Conductivity @ 20°C	µS/cm	14	491 - 523	220 - 274	-	-	-	-	-	-
	% Stones <4mm	%	-	-	-	22.1	9.6	12.7	0	86.8	31.1
	Fraction of non-crushable material	%	-	-	-	0	0	0	0	0	0
	Moisture Content (dried @35°C)	%	-	11	11	-	-	-	-	-	-
	Moisture Content 105C	%	0.1	-	-	25.5	24.7	22.6	14.2	29.1	18.7
	pH (Lab)	pH Units	1	7.18 - 8.57	8.35 - 8.59	8.3	8.2	10	8.6	7.9	7.8
	Stone Content	%	0.1	-	-	7.1	6.5	0	0	22.1	20.1
	Total Organic Carbon	%	0.02	1.9	0.578	0.72	0.36	0.41	0.14	4.73	3.01

**Env Stds Comments**  
 #1:GAC is only presented as speciated chromium. 7.7mg/kg is used for hexavalent. If hexavalent chromium (CVI) data is available, a value of 1,500mg/kg r  
 #2:C4SL for lead adopted  
 #3:GAC only presented as speciated mercury. 16mg/kg is used for elemental mercury. If the CSM indicates that elemental mercury is not a CoC and mercury  
 #4:Updated S4UL for nickel  
 #5:S4UL exceeds solubility saturation limit  
 #6:Criteria derived for Al<sup>3</sup>-C16-C35 split between Al<sup>3</sup>-C16-21 & Al<sup>3</sup>-C21-35. Requires summation of fractions to use Al<sup>3</sup>-C16-C35 criteria.  
 #7:Criteria presented is for p-xylene. A separate value is presented for o-xylene.  
 #8:S4UL based on a threshold protective of direct skin contact with phenol

**Legend**

38.2	Results exceeds GAC.
<50	Results MDL is greater than GAC.
NAD	No asbestos detected.
-	Determinand has not been tested for.

**Notes**  
 A range is given where a determinand has been analysed for by more than one method.

Field ID		OH06002-X-5.00-ES-200303	OH06002-X-51.42-ES-200318	OH06002-X-6.00-ES-200303	OH06002-X-7.00-ES-200303	OH06002-X-8.00-ES-200304	OH06005-X-2.50-ES-200311	OH06005-X-3.40-ES-200311	OH06005-X-4.40-ES-200311	OH06005-X-5.40-ES-200311
Location Code		OH06002	OH06002	OH06002	OH06002	OH06002	OH06002	OH06005	OH06005	OH06005
Sample Depth Range		5	51.42	6	7	8	2.5	3.4	4.4	5.4
Samoled Date Time		03/03/2020	18/03/2020	03/03/2020	03/03/2020	04/03/2020	11/03/2020	11/03/2020	11/03/2020	11/03/2020
Matrix Description		LQM S4UL Public Open Space (POS) Residential - 1% SOM								
C4SL Public Open Space (POS) Residential										
Chem Group	ChemName	output unit	EQ1							
Anthrax	Detection of Anthrax (Bacillus Anthracis)	Not Isolated	-	-	-	-	-	-	-	-
Metals	Antimony	mg/kg	0.1	6.5	10.2	4.7	-	1.1	20.1	25.4
	Arsenic	mg/kg	0.3	7.6	5.9	24.8	17	8.7	38.9	74.1
	Boron	mg/kg	0.5	21000	2.7	<0.5	17.5	7.9	2.8	8
	Cadmium	mg/kg	0.02	220	120	<0.1	0.24	0.17	0.15	0.23
	Chromium (hexavalent)	mg/kg	0.1	21	7.7	<0.1	<0.1	<0.1	<0.1	0.31
	Chromium	mg/kg	0.5	21	7.7	<0.1	<0.1	<0.1	<0.1	0.20
	Cobalt	mg/kg	0.1	70.8	1.5	95.7	61.1	58.7	54	50
	Copper	mg/kg	0.5	12000	80.6	1.4	117.9	52.4	38.4	45.8
	Lead	mg/kg	0.5	630	119.2	1.5	3268	564.2	109.4	61
	Mercury	mg/kg	0.1	0.24	0.13	0.19	0.26	0.12	0.12	0.05
	Molybdenum	mg/kg	0.1	8.5	9.2	1.3	-	2.4	6.9	8.5
	Nickel	mg/kg	0.2	63.6	3.2	57.3	26.4	34.6	35.4	64.4
	Selenium	mg/kg	0.5	1100	<0.5	<0.5	<0.5	0.7	1.1	0.7
	Vanadium	mg/kg	0.2	2000	35.2	55.3	65.2	47.1	61.6	58.7
	Zinc	mg/kg	1.0	81000	66.6	18.6	118.4	152.9	123.6	149.2
Asbestos	Anthophyllite	Detect	-	-	-	-	-	-	-	-
	Asbestos Containing Material	Detect	-	-	-	-	-	-	-	-
	Asbestos Analysis Comments	-	-	-	-	-	-	-	-	-
	Asbestos PCOM Quantification	%	0.001	-	-	-	-	-	-	-
	Asbestos Quantification Total	%	0.001	-	-	-	-	-	-	-
	Asbestos: Actinolite	Detect	-	-	-	-	-	-	-	-
	Additional Asbestos Components (Using TM048)	Comment	-	-	-	-	-	-	-	-
	Crocidolite Asbestos	Detect	-	-	-	-	-	-	-	-
	Asbestos Gravimetric Quantification	%	0.001	-	-	-	-	-	-	-
	Asbestos ID (Stage 1)	Detect	Detected	NAD	Detected	NAD	NAD	NAD	NAD	Detected
	Chrysotile Asbestos	Detect	-	-	-	-	-	-	-	-
	Amosite Asbestos	Detect	-	-	-	-	-	-	-	-
	Non-Asbestos Fibre	Detect	-	-	-	-	-	-	-	-
	Tremolite	Detect	-	-	-	-	-	-	-	-
Inorganics	Ammoniacal Nitrogen as N	mg/kg	12	-	-	-	-	-	-	-
	Cyanide (Free)	mg/kg	0.5	<0.5	<0.5	<0.5	<0.5	<0.5	<0.5	<0.5
	Cyanide Total	mg/kg	0.5	<0.5	<0.5	<0.5	<0.5	<0.5	0.7	<0.5
	Cyanides-complex	mg/kg	1	-	-	-	-	-	-	-
	Phosphates	mg/kg	4	-	277	-	-	-	-	-
PAH	Coronene	mg/kg	0.3	-	-	-	-	-	-	-
	Naphthalene	mg/kg	0.005	4900	<0.08	<0.08	<0.08	<0.08	<0.08	22.5
	Acenaphthene	mg/kg	0.008	15000	<0.08	<0.08	<0.08	<0.08	<0.08	8.19
	Acenaphthylene	mg/kg	0.012	15000	<0.08	<0.08	<0.08	<0.08	<0.08	0.29
	Fluoranthene	mg/kg	0.017	3100	0.52	<0.08	0.13	<0.08	<0.08	451
	Anthracene	mg/kg	0.016	74000	<0.08	<0.08	<0.08	<0.08	<0.08	881
	Phenanthrene	mg/kg	0.015	3100	0.23	<0.08	<0.08	<0.08	<0.08	254
	Fluorene	mg/kg	0.01	9000	<0.08	<0.08	<0.08	<0.08	<0.08	59
	Chrysene	mg/kg	0.01	57	0.43	<0.08	0.13	<0.08	<0.08	294
	Pyrene	mg/kg	0.015	7400	0.45	<0.08	0.13	<0.08	<0.08	396
	Benzo(a)anthracene	mg/kg	0.014	29	0.33	<0.08	0.1	<0.08	<0.08	262
	Benzo(b)fluoranthene	mg/kg	0.015	71.1	0.53	<0.08	0.15	<0.08	<0.08	438
	Benzo(k)fluoranthene	mg/kg	0.014	190	0.22	<0.08	0.09	<0.08	<0.08	150
	Benzo(a)pyrene	mg/kg	0.015	5.7	0.34	<0.08	0.14	<0.08	<0.08	335
	Dibenz(a,h)anthracene	mg/kg	0.023	0.57	<0.08	<0.08	<0.08	<0.08	<0.08	58.7
	Benzo(g,h,i)perylene	mg/kg	0.024	640	0.21	<0.08	<0.08	<0.08	<0.08	283
	Indeno(1,2,3-c,d)pyrene	mg/kg	0.018	82	0.22	<0.08	<0.08	<0.08	<0.08	330
	PAH 16 Total	mg/kg	0.118	-	<3.95	<1.28	<1.59	<1.28	<1.28	4280
TPH CWG	>C6-C8 Aliphatics	mg/kg	0.01	600000	<0.2	-	<0.2	<0.2	<0.2	<0.2
	>C6-C7 Aliphatics	mg/kg	0.2	600000	<0.2	-	<0.2	<0.2	<0.2	<0.2
	>C6-C8 Aliphatics	mg/kg	0.01	600000	<0.2	-	<0.2	<0.2	<0.2	<0.2
	>C10-C44 Aliphatics	mg/kg	5	-	-	-	-	-	-	-
	>C7-C8 Aliphatics	mg/kg	0.2	-	<0.2	-	<0.2	<0.2	<0.2	<0.2
	>C10-C44 Aliphatics/Aromatics	mg/kg	10	-	-	-	-	-	-	-
	>C8-C10 Aliphatics	mg/kg	0.01	13000	<0.2	-	<0.2	<0.2	<0.2	<0.2
	>C10-C12 Aliphatics	mg/kg	0.01	13000	6.68	-	17.5	<4	<4	<4
	>C12-C16 Aliphatics	mg/kg	0.1	13000	<4	-	5.92	<4	<4	<4
	>C16-C21 Aliphatics	mg/kg	0.1	125000 <sup>RM</sup>	<4	-	<4	<4	<4	5.97
	>C21-C35 Aliphatics	mg/kg	0.1	125000 <sup>RM</sup>	12.8	-	9.61	8.77	<8.76	38.1
	>C35-C44 Aliphatics	mg/kg	0.1	250000	-	-	-	-	-	-
	>C5-C10 Aliphatics	mg/kg	0.05	-	-	-	-	-	-	-
	>C8-C40 Aliphatics	mg/kg	20	24.7	-	37.4	<20	<20	<20	58.1
	Total Aliphatics >C12-C44	mg/kg	0.1	-	-	-	-	-	-	33.5
	>EC5-EC10 Aromatics	mg/kg	0.05	-	-	-	-	-	-	-
	>EC5-EC7 Aromatics	mg/kg	0.01	56000	<0.01	-	<0.01	<0.01	<0.01	<0.2
	>EC6-EC7 Aromatics	mg/kg	0.01	-	-	-	-	-	-	-
	>EC7-EC8 Aromatics	mg/kg	0.01	56000	<0.01	-	<0.01	<0.01	<0.2	<0.2
	>EC8-EC10 Aromatics	mg/kg	0.01	5000	-	<4	<4	<4	<4	<4
	>EC10-EC12 Aromatics	mg/kg	0.01	5000	19.9	-	6.32	<4	<4	<4
	>EC8-EC40 Aromatics	mg/kg	20	106	-	43	27.2	-	25.3	140
	>EC10-EC44 Aromatics	mg/kg	5	-	-	-	-	-	-	63.2
	>EC12-EC16 Aromatics	mg/kg	0.1	5100	33.8	-	9.2	4.11	5.68	<4
	>EC16-EC21 Aromatics	mg/kg	0.1	3800	8.52	-	6.59	<4	6.14	30.2
	>EC21-EC35 Aromatics	mg/kg	0.1	3800	40.9	-	24.5	9.84	11.3	94.8
	>EC35-EC44 Aromatics	mg/kg	0.1	3800	-	-	-	-	-	-
	>EC40-EC44 Aromatics	mg/kg	0.1	-	-	-	-	-	-	-
	>EC12-EC44 Aromatics	mg/kg	0.1	-	-	-	-	-	-	-
	TPH Aliphatics & Aromatics >C5-44	mg/kg	0.1	-	-	-	-	-	-	-

Chem Group	ChemName	output unit	EQL	Matrix Description											
				C4SL Public Open Space (POS) Residential - 1% SOM											
				Field ID Location Code Sample Depth Range	OH06002-X-5.00-ES-200303 OH06002 5	OH06002-X-51.42-ES-200318 OH06002 51.42	OH06002-X-6.00-ES-200303 OH06002 6	OH06002-X-7.00-ES-200303 OH06002 7	OH06002-X-8.00-ES-200304 OH06002 8	OH06005-X-2.50-ES-200311 OH06005 2.5	OH06005-X-3.40-ES-200311 OH06005 3.4	OH06005-X-4.40-ES-200311 OH06005 4.4	OH06005-X-5.40-ES-200311 OH06005 5.4	OH06005-X-5.40-ES-200311 OH06005 5.4	
Sample Date	03/03/2020	18/03/2020	03/03/2020	03/03/2020	04/03/2020	11/03/2020	03/03/2020	11/03/2020	11/03/2020	11/03/2020	11/03/2020				
C4SL Public Open Space (POS) Residential				LQM S4UL Public Open Space (POS) Residential - 1% SOM											
TPH	>C6-C8	mg/kg	0.02	<0.2	-	<0.2	<0.2	-	<0.2	<0.2	<0.2	<0.2	-		
	>C6-C7	mg/kg	0.02	<0.2	-	<0.2	<0.2	-	<0.2	<0.2	<0.2	<0.2	-		
	>C7-C8	mg/kg	0.02	<0.2	-	<0.2	<0.2	-	<0.2	<0.2	<0.2	<0.2	-		
	>C6-C9	mg/kg	0.2	<0.2	-	<0.2	<0.2	-	<0.2	<0.2	<0.2	<0.2	-		
	>C8-C10	mg/kg	0.02	<0.2	2.27	<0.2	<0.2	<2	<0.2	<0.2	<0.2	<0.2	5.78		
	>C10-C12	mg/kg	0.02	-	-	-	-	<2	-	-	-	-	<2		
	>C12-C16	mg/kg	2	-	<2	-	-	<2	-	-	-	-	3.11		
	>C16-C21	mg/kg	2	-	4.8	-	-	2.99	-	-	-	-	14.9		
	>C21-C28	mg/kg	35	-	-	-	-	-	-	-	-	-	-		
	>C21-C35	mg/kg	4.38	-	11.9	-	-	14	-	-	-	-	86.5		
	>C28-C35	mg/kg	35	-	-	-	-	-	-	-	-	-	-		
	>C31-C40	mg/kg	10	-	11.9	-	-	16.9	-	-	-	-	106		
	>C35-C40	mg/kg	35	-	-	-	-	-	-	-	-	-	-		
	GRO >C5-10	mg/kg	0.02	-	-	-	-	-	-	-	-	-	-		
	TPH >C8-C40	mg/kg	10	-	<19.1	-	-	<22.9	-	-	-	-	<131.2		
	EPH >C5-40	mg/kg	35	-	-	-	-	-	-	-	-	-	-		
	EPH >C10-40	mg/kg	35	-	-	-	-	-	-	-	-	-	-		
	GRO	mg/kg	0.2	<0.2	-	<0.2	<0.2	-	<0.2	<0.2	<0.2	<0.2	-		
	TPH by GC/ED (AR)	mg/kg	10	-	18.9	-	-	23.3	-	-	-	-	131		
BTEX and MTBE	Benzene	mg/kg	0.001	140	72	<0.001	<0.001	<0.001	<0.001	<0.001	<0.01-0.002	<0.01-0.002	<0.01-0.002		
	Toluene	mg/kg	0.005	-	56000	<0.005	<0.005	<0.005	<0.005	<0.005	<0.005	<0.005	<0.005		
	Ethylbenzene	mg/kg	0.002	-	24000	<0.002	<0.002	<0.002	<0.002	<0.002	<0.002	<0.002	<0.002		
	Xylene (m & o)	mg/kg	0.004	-	41000	<0.004	<0.004	<0.004	<0.004	<0.004	<0.004	<0.004	<0.004		
	Xylene (p)	mg/kg	0.002	-	41000	<0.002	<0.002	<0.002	<0.002	<0.002	<0.002	<0.002	<0.002		
	Xylene Total	mg/kg	0.02	-	<0.03	<0.03	<0.03	<0.03	<0.03	<0.03	<0.03	<0.03	<0.03		
	MTBE	mg/kg	0.001	-	-	-	-	-	-	-	-	-	-		
	Total BTEX	mg/kg	0.04	-	-	-	-	-	-	-	-	-	-		
VOC	Styrene	mg/kg	0.001	-	-	-	-	-	-	-	-	-	-		
	cis-1,3-dichloroethene	mg/kg	0.001	-	-	-	-	-	-	-	-	-	-		
	trans-1,3-dichloroethene	mg/kg	0.001	-	-	-	-	-	-	-	-	-	-		
	1,1,1,2-tetrachloroethane	mg/kg	0.001	1400	-	-	-	-	-	-	-	-	-		
	1,1,1-trichloroethane	mg/kg	0.001	140000	-	-	-	-	-	-	-	-	-		
	1,1,2,2-tetrachloroethane	mg/kg	0.001	1400	-	-	-	-	-	-	-	-	-		
	1,1,2-dichloroethane	mg/kg	0.001	-	-	-	-	-	-	-	-	-	-		
	1,1-dichloroethane	mg/kg	0.001	-	-	-	-	-	-	-	-	-	-		
	1,1-dichloroethene	mg/kg	0.001	-	-	-	-	-	-	-	-	-	-		
	1,1-dichloroethane	mg/kg	0.001	-	-	-	-	-	-	-	-	-	-		
	1,2-dichloroethane	mg/kg	0.001	-	-	-	-	-	-	-	-	-	-		
	1,2-dichloroethene	mg/kg	0.001	-	-	-	-	-	-	-	-	-	-		
	1,2-dibromo-3-chloropropane	mg/kg	0.001	-	-	-	-	-	-	-	-	-	-		
	1,2-dibromoethane	mg/kg	0.001	-	-	-	-	-	-	-	-	-	-		
	1,2-dichloroethane	mg/kg	0.001	29	-	-	-	-	-	-	-	-	-		
	1,2-dichloroethene	mg/kg	0.001	-	-	-	-	-	-	-	-	-	-		
	1,3,5-trimethylbenzene	mg/kg	0.001	-	-	-	-	-	-	-	-	-	-		
	1,3-dichloropropane	mg/kg	0.001	-	-	-	-	-	-	-	-	-	-		
	2,2-dichloropropane	mg/kg	0.001	-	-	-	-	-	-	-	-	-	-		
	2-chlorotoluene	mg/kg	0.001	-	-	-	-	-	-	-	-	-	-		
	4-chlorotoluene	mg/kg	0.001	-	-	-	-	-	-	-	-	-	-		
	Bromobenzene	mg/kg	0.001	-	-	-	-	-	-	-	-	-	-		
	Bromochloromethane	mg/kg	0.001	-	-	-	-	-	-	-	-	-	-		
	Bromodichloromethane	mg/kg	0.001	-	-	-	-	-	-	-	-	-	-		
	Bromofluoromethane	mg/kg	0.001	-	-	-	-	-	-	-	-	-	-		
	Bromomethane	mg/kg	0.001	-	-	-	-	-	-	-	-	-	-		
	Carbon disulfide	mg/kg	0.007	11000	-	-	-	-	-	-	-	-	-		
	Carbon tetrachloride	mg/kg	0.001	890	-	-	-	-	-	-	-	-	-		
	Chlorobromomethane	mg/kg	0.001	-	-	-	-	-	-	-	-	-	-		
	Chloroethane	mg/kg	0.002	-	-	-	-	-	-	-	-	-	-		
	Chloroform	mg/kg	0.001	2500	-	-	-	-	-	-	-	-	-		
	Chloromethane	mg/kg	0.003	-	-	-	-	-	-	-	-	-	-		
	cis-1,2-dichloroethene	mg/kg	0.005	-	-	-	-	-	-	-	-	-	-		
	Dibromomethane	mg/kg	0.001	-	-	-	-	-	-	-	-	-	-		
	Dichlorodifluoromethane	mg/kg	0.001	-	-	-	-	-	-	-	-	-	-		
	Dichloromethane	mg/kg	0.01	-	-	-	-	-	-	-	-	-	-		
	Isopropylbenzene	mg/kg	0.001	-	-	-	-	-	-	-	-	-	-		
	n-butylbenzene	mg/kg	0.001	-	-	-	-	-	-	-	-	-	-		
	n-propylbenzene	mg/kg	0.001	-	-	-	-	-	-	-	-	-	-		
	p-isocrotyltoluene	mg/kg	0.001	-	-	-	-	-	-	-	-	-	-		
	sec-butylbenzene	mg/kg	0.001	-	-	-	-	-	-	-	-	-	-		
	Trichloroethene	mg/kg	0.001	120	-	-	-	-	-	-	-	-	-		
	tert-butylbenzene	mg/kg	0.001	-	-	-	-	-	-	-	-	-	-		
	Tetrachloroethene	mg/kg	0.003	1400	-	-	-	-	-	-	-	-	-		
	trans-1,2-dichloroethene	mg/kg	0.001	-	-	-	-	-	-	-	-	-	-		
	Trichlorofluoromethane	mg/kg	0.001	-	-	-	-	-	-	-	-	-	-		
	Vinyl chloride	mg/kg	0.001	3.5	-	-	-	-	-	-	-	-	-		
	tert-Amyl methyl ether	mg/kg	0.01	-	-	-	-	-	-	-	-	-	-		
VOC/SVOC	1,2,3-trichlorobenzene	mg/kg	0.001	-	1800	<0.001	<0.001	<0.001	<0.001	<0.001	<0.001	<0.001	<0.001		
	1,2,4-trichlorobenzene	mg/kg	0.003	-	15000	-	-	-	-	-	-	-	-		
	1,2-dichlorobenzene	mg/kg	0.001	-	90000	-	-	-	-	-	-	-	-		
	1,3,5-Trichlorobenzene	mg/kg	0.001	-	1700	<0.001	<0.001	<0.001	<0.001	<0.001	<0.001	<0.001	<0.001		
	1,3-dichlorobenzene	mg/kg	0.001	-	300	-	-	-	-	-	-	-	-		
	1,4-dichlorobenzene	mg/kg	0.001	-	17000	-	-	-	-	-	-	-	-		
	Chlorobenzene	mg/kg	0.001	-	11000	-	-	-	-	-	-	-	-		
	Hexachlorobutadiene	mg/kg	0.002	-	25	-	-	-	-	-	-	-	-		

		Field ID	OH06002-X-5.00-ES-200303	OH06002-X-51.42-ES-200318	OH06002-X-6.00-ES-200303	OH06002-X-7.00-ES-200303	OH06002-X-8.00-ES-200304	OH06005-X-2.50-ES-200311	OH06005-X-3.40-ES-200311	OH06005-X-4.40-ES-200311	OH06005-X-5.40-ES-200311
		Location Code	OH06002	OH06002	OH06002	OH06002	OH06002	OH06005	OH06005	OH06005	OH06005
		Sample Depth Range	5	51.42	6	7	8	2.5	3.4	4.4	5.4
		Sample Date	03/03/2020	18/03/2020	03/03/2020	03/03/2020	04/03/2020	11/03/2020	11/03/2020	11/03/2020	11/03/2020
		Matrix Description	LQM S4UL Public Open Space (POS) Residential - 1% SOM								
		C4SL Public Open Space (POS) Residential									
Chem Group	ChemName	output unit	EQL								
SVOC	Benzyl alcohol	mg/kg	0.5	-	-	-	-	-	-	-	-
	Diphenyl ether	mg/kg	0.1	-	-	-	-	-	-	-	-
	4-bromophenyl phenyl ether	mg/kg	0.1	-	-	-	-	-	-	-	-
	4-nitroaniline	mg/kg	0.1	-	-	-	-	-	-	-	-
	4-nitrophenol	mg/kg	0.1	-	-	-	-	-	-	-	-
	1,1-Biohenyl	mg/kg	0.1	-	-	-	-	-	-	-	-
	1,2,3,4-tetrachlorobenzene	mg/kg	0.001	830	<0.001	-	-	-	-	-	-
	1-Methylnaphthalene	mg/kg	0.1	-	-	-	-	-	-	-	-
	2,4,5-trichlorophenol	mg/kg	0.1	-	-	-	-	-	-	-	-
	2,4,6-trichlorophenol	mg/kg	0.1	-	-	-	-	-	-	-	-
	2,4-dichlorophenol	mg/kg	0.1	-	-	-	-	-	-	-	-
	2,4-dimethylphenol	mg/kg	0.1	-	-	-	-	-	-	-	-
	2,4-dinitrophenol	mg/kg	0.5	-	-	-	-	-	-	-	-
	2,4-dinitrotoluene	mg/kg	0.1	-	-	-	-	-	-	-	-
	2,6-dinitrotoluene	mg/kg	0.1	-	-	-	-	-	-	-	-
	2-chloronaphthalene	mg/kg	0.1	-	-	-	-	-	-	-	-
	2-chlorophenol	mg/kg	0.1	-	-	-	-	-	-	-	-
	2-methylnaphthalene	mg/kg	0.1	-	-	-	-	-	-	-	-
	2-methylphenol	mg/kg	0.1	-	-	-	-	-	-	-	-
	2-nitroaniline	mg/kg	0.1	-	-	-	-	-	-	-	-
	2-nitrophenol	mg/kg	0.1	-	-	-	-	-	-	-	-
	3-nitroaniline	mg/kg	0.1	-	-	-	-	-	-	-	-
	4,6-Dinitro-2-methylphenol	mg/kg	0.2	-	-	-	-	-	-	-	-
	4-chloro-3-methylphenol	mg/kg	0.1	-	-	-	-	-	-	-	-
	4-chloroaniline	mg/kg	0.1	-	-	-	-	-	-	-	-
	4-chlorophenol	mg/kg	0.5	620	-	-	-	-	-	-	-
	4-chlorophenyl phenyl ether	mg/kg	0.1	-	-	-	-	-	-	-	-
	4-methylphenol	mg/kg	0.1	-	-	-	-	-	-	-	-
	Azobenzene	mg/kg	0.1	-	-	-	-	-	-	-	-
	Benzoic Acid	mg/kg	0.5	-	-	-	-	-	-	-	-
	Bis(2-chloroethoxy) methane	mg/kg	0.1	-	-	-	-	-	-	-	-
	Bis(2-chloroethyl) ether	mg/kg	0.1	-	-	-	-	-	-	-	-
	Bis(2-chloroisopropyl) ether	mg/kg	0.1	-	-	-	-	-	-	-	-
	Bis(2-ethylhexyl) phthalate	mg/kg	0.1	-	-	-	-	-	-	-	-
	Butyl benzyl phthalate	mg/kg	0.1	-	-	-	-	-	-	-	-
	Cabazole	mg/kg	0.1	-	-	-	-	-	-	-	-
	Dibenzofuran	mg/kg	0.1	-	-	-	-	-	-	-	-
	Diethylphthalate	mg/kg	0.1	-	-	-	-	-	-	-	-
	Dimethyl phthalate	mg/kg	0.1	-	-	-	-	-	-	-	-
	Di-n-butyl phthalate	mg/kg	0.1	-	-	-	-	-	-	-	-
	Di-n-octyl phthalate	mg/kg	0.1	-	-	-	-	-	-	-	-
	Hexachlorobenzene	mg/kg	0.002	16	<0.002	-	-	-	-	-	-
	Hexachlorocyclopentadiene	mg/kg	0.1	-	-	-	-	-	-	-	-
	Hexachloroethane	mg/kg	0.1	-	-	-	-	-	-	-	-
	Isophorone	mg/kg	0.1	-	-	-	-	-	-	-	-
	Nitrobenzene	mg/kg	0.1	-	-	-	-	-	-	-	-
	N-nitrosodipropylamine	mg/kg	0.1	-	-	-	-	-	-	-	-
n-Nitrosodiphenylamine	mg/kg	0.1	-	-	-	-	-	-	-	-	
Pentachlorobenzene	mg/kg	0.001	100	<0.001	-	-	-	-	-	-	
Pentachloronitrobenzene	mg/kg	0.05	-	-	-	-	-	-	-	-	
Pentachlorophenol	mg/kg	0.1	60	-	-	-	-	-	-	-	
PCB	PCB-110	mg/kg	-	-	-	-	-	-	-	-	-
	PCB-128	mg/kg	-	-	-	-	-	-	-	-	-
	PCB-141	mg/kg	-	-	-	-	-	-	-	-	-
	PCB-149	mg/kg	-	-	-	-	-	-	-	-	-
	PCB-151	mg/kg	-	-	-	-	-	-	-	-	-
	PCB-158	mg/kg	-	-	-	-	-	-	-	-	-
	PCB-170	mg/kg	-	-	-	-	-	-	-	-	-
	PCB-18	mg/kg	-	-	-	-	-	-	-	-	-
	PCB-183	mg/kg	-	-	-	-	-	-	-	-	-
	PCB-187	mg/kg	-	-	-	-	-	-	-	-	-
	PCB-194	mg/kg	-	-	-	-	-	-	-	-	-
	PCB-31	mg/kg	-	-	-	-	-	-	-	-	-
	PCB-44	mg/kg	-	-	-	-	-	-	-	-	-
	PCB-49	mg/kg	-	-	-	-	-	-	-	-	-
	2,2,4-tetrachloro-1,1-Biphenyl	mg/kg	-	-	-	-	-	-	-	-	-
	2,3,4,4-tetrachloro-1,1-Biphenyl	mg/kg	-	-	-	-	-	-	-	-	-
	Heptachlorobiphenyl, 2,3,3,4,4,5,5- (PCB 189)	mg/kg	0.003	-	<0.005	-	-	-	<0.005	<0.005	<0.005
	Hexachlorobiphenyl, 2,3,3,4,4,5- (PCB 156)	mg/kg	0.003	-	<0.005	-	-	-	<0.005	<0.005	<0.005
	Hexachlorobiphenyl, 2,3,3,4,4,5- (PCB 157)	mg/kg	0.003	-	<0.005	-	-	-	<0.005	<0.005	<0.005
	Hexachlorobiphenyl, 2,3,4,4,5,5- (PCB 167)	mg/kg	0.003	-	<0.005	-	-	-	<0.005	<0.005	<0.005
	Hexachlorobiphenyl, 3,3,4,4,5,5- (PCB 169)	mg/kg	0.003	-	<0.005	-	-	-	<0.005	<0.005	<0.005
	PCB 101	mg/kg	0.003	-	<0.005	-	-	-	<0.005	<0.005	<0.005
	PCB 118	mg/kg	0.003	-	<0.005	-	-	-	<0.005	<0.005	<0.005
	PCB 138	mg/kg	0.003	-	<0.005	-	-	-	<0.005	<0.005	<0.005
	PCB 153	mg/kg	0.003	-	<0.005	-	-	-	<0.005	<0.005	<0.005
	PCB 160	mg/kg	0.003	-	<0.005	-	-	-	<0.005	<0.005	<0.005
	PCB 20	mg/kg	0.003	-	<0.005	-	-	-	<0.005	<0.005	<0.005
	PCB 52	mg/kg	0.003	-	<0.005	-	-	-	<0.005	<0.005	<0.005
	Pentachlorobiphenyl, 2,3,3,4,4- (PCB 105)	mg/kg	0.003	-	<0.005	-	-	-	<0.005	<0.005	<0.005
Pentachlorobiphenyl, 2,3,4,4,5- (PCB 114)	mg/kg	0.003	-	<0.005	-	-	-	<0.005	<0.005	<0.005	
Pentachlorobiphenyl, 2,3,4,4,5- (PCB 123)	mg/kg	0.003	-	<0.005	-	-	-	<0.005	<0.005	<0.005	
Pentachlorobiphenyl, 3,3,4,4,5- (PCB 126)	mg/kg	0.003	-	<0.005	-	-	-	<0.005	<0.005	<0.005	
Tetrachlorobiphenyl, 3,3,4,4- (PCB 77)	mg/kg	0.003	-	<0.005	-	-	-	<0.005	<0.005	<0.005	
Tetrachlorobiphenyl, 3,4,4,5- (PCB 81)	mg/kg	0.003	-	<0.005	-	-	-	<0.005	<0.005	<0.005	
Total PCB 7 congeners	mg/kg	0.021	-	-	-	-	-	<0.005	<0.005	<0.005	
Total PCB WHO 12	mg/kg	0.036	-	-	-	-	-	-	-	-	

		Field ID	OH96002-X-5.00-ES-200303	OH96002-X-51.42-ES-200318	OH96002-X-6.00-ES-200303	OH96002-X-7.00-ES-200303	OH96002-X-8.00-ES-200304	OH96002-X-2.50-ES-200311	OH96002-X-3.40-ES-200311	OH96002-X-4.40-ES-200311	OH96002-X-5.40-ES-200311
		Location Code	OH96002	OH96002	OH96002	OH96002	OH96002	OH96002	OH96002	OH96002	OH96002
		Sample Depth	5	51.42	6	7	8	2.5	3.4	4.4	5.4
		Range									
		Sample Date	03/03/2020	18/03/2020	03/03/2020	03/03/2020	04/03/2020	11/03/2020	11/03/2020	11/03/2020	11/03/2020
		Matrix Description	LQM S4UL Public Open Space (POS) Residential - 1% SOM								
		C4SL Public Open Space (POS) Residential									
Chem Group	ChemName	output unit	EQL								
Phenolics	Xenonols	mg/kg	0.015	-	-	-	-	-	-	-	-
	Phenol Index	mg/kg	0.5	<0.5	<0.5	<0.5	<0.5	<0.5	<0.5	<0.5	<0.5
	3-84-methylphenol	mg/kg	0.1	-	-	-	-	-	-	-	-
	Cresol Total	mg/kg	0.01	-	-	-	-	-	-	-	-
Phenols Monochydric	Phenol	mg/kg	0.01	-	-	-	-	-	-	-	-
	Phenols Monochydric	mg/kg	0.035	-	-	-	-	-	-	-	-
	Dibutyltin	mg/kg	-	-	-	-	-	-	-	-	-
	Monophenyltin	mg/kg	-	-	-	-	-	-	-	-	-
Organotins	Diphenyltin	mg/kg	-	-	-	-	-	-	-	-	-
	Monobutyltin	mg/kg	-	-	-	-	-	-	-	-	-
	Tetrabutyltin	mg/kg	-	-	-	-	-	-	-	-	-
	Tributyltin	mg/kg	0.001	<0.005	-	-	-	<0.005	<0.005	<0.005	-
Pesticides	Triphenyltin	mg/kg	-	-	-	-	-	-	-	-	-
	Ethionphos	mg/kg	0.002	<0.002	-	-	-	-	-	-	-
	Hepatachlor epoxide	mg/kg	0.002	<0.002	-	-	-	-	-	-	-
	Methachlorphos	mg/kg	0.002	<0.002	-	-	-	-	-	-	-
Pesticides	Propetamphos	mg/kg	0.002	<0.002	-	-	-	-	-	-	-
	Simetryn	mg/kg	0.05	-	-	-	-	-	-	-	-
	Sodium Acifluorfen	mg/kg	-	-	-	-	-	-	-	-	-
	Terbufos	mg/kg	0.003	<0.003	-	-	-	-	-	-	-
Pesticides	2,4,5-TP (Silvex)	mg/kg	-	-	-	-	-	-	-	-	-
	Hedonal	mg/kg	-	-	-	-	-	-	-	-	-
	2,4-DDT	mg/kg	0.003	<0.003	-	-	-	-	-	-	-
	2,4-Dichloroprop	mg/kg	-	-	-	-	-	-	-	-	-
Pesticides	4-(2,4-Dichlorophenoxy)butyric Acid (2,4-DB)	mg/kg	-	-	-	-	-	-	-	-	-
	4,4-DDE	mg/kg	0.005	<0.005	-	-	-	-	-	-	-
	4-Chlorophenoxy acetic acid	mg/kg	0.002	<0.002	-	-	-	-	-	-	-
	a-BHC	mg/kg	24	<0.002	-	-	-	-	-	-	-
Pesticides	Aldrin	mg/kg	0.002	<0.002	-	-	-	-	-	-	-
	Ametryn	mg/kg	0.05	-	-	-	-	-	-	-	-
	Acetyl (hexnill)	mg/kg	-	-	-	-	-	-	-	-	-
	Atraton	mg/kg	0.05	-	-	-	-	-	-	-	-
Pesticides	Atrazine	mg/kg	0.05	-	-	-	-	-	-	-	-
	Azinphos methyl	mg/kg	0.005	<0.005	-	-	-	-	-	-	-
	b-BHC	mg/kg	0.002	<0.002	-	-	-	-	-	-	-
	Bentazone	mg/kg	0.1	<0.1	-	-	-	-	-	-	-
Pesticides	Bromoxnill	mg/kg	-	-	-	-	-	-	-	-	-
	Carboethiothion	mg/kg	0.003	<0.003	-	-	-	-	-	-	-
	chlordan	mg/kg	0.002	<0.002	-	-	-	-	-	-	-
	Chlordane (cis)	mg/kg	0.002	<0.002	-	-	-	-	-	-	-
Pesticides	Azinphos Ethyl	mg/kg	0.005	<0.005	-	-	-	-	-	-	-
	Chlordane (trans)	mg/kg	0.05	-	-	-	-	-	-	-	-
	Chlorfenvinphos	mg/kg	0.003	<0.003	-	-	-	-	-	-	-
	Chlorotoluron	mg/kg	-	-	-	-	-	-	-	-	-
Pesticides	Chlorovifos	mg/kg	0.002	<0.002	-	-	-	-	-	-	-
	Chlorpyrifos-methyl	mg/kg	0.002	<0.002	-	-	-	-	-	-	-
	Cyanazine	mg/kg	-	-	-	-	-	-	-	-	-
	d-BHC	mg/kg	0.002	<0.002	-	-	-	-	-	-	-
Pesticides	DDD	mg/kg	0.005	<0.005	-	-	-	-	-	-	-
	DDT	mg/kg	0.005	<0.005	-	-	-	-	-	-	-
	Chlorfthalonil	mg/kg	0.002	<0.002	-	-	-	-	-	-	-
	Diazinon	mg/kg	0.001	<0.001	-	-	-	-	-	-	-
Pesticides	Dicamba	mg/kg	-	-	-	-	-	-	-	-	-
	Dichlobenil	mg/kg	0.001	<0.001	-	-	-	-	-	-	-
	cis-Permethrin	mg/kg	0.003	<0.003	-	-	-	-	-	-	-
	Dichlorvos	mg/kg	0.002	<0.002	-	-	-	-	-	-	-
Pesticides	Diclofop	mg/kg	-	-	-	-	-	-	-	-	-
	Dieldrin	mg/kg	0.005	<0.005	-	-	-	-	-	-	-
	Dimethoate	mg/kg	0.003	<0.003	-	-	-	-	-	-	-
	Dinoseb	mg/kg	-	-	-	-	-	-	-	-	-
Pesticides	Diuron	mg/kg	-	-	-	-	-	-	-	-	-
	Endosulfan I	mg/kg	0.001	<0.001	-	-	-	-	-	-	-
	Endosulfan II	mg/kg	0.01	<0.01	-	-	-	-	-	-	-
	Endosulfan sulphate	mg/kg	0.005	<0.005	-	-	-	-	-	-	-
Pesticides	Endrin	mg/kg	0.003	<0.003	-	-	-	-	-	-	-
	Endrin ketone	mg/kg	0.03	<0.03	-	-	-	-	-	-	-
	Ethion	mg/kg	0.003	<0.003	-	-	-	-	-	-	-
	Fenitrothion	mg/kg	0.005	<0.005	-	-	-	-	-	-	-
Pesticides	Fenitrothion	mg/kg	0.01	<0.01	-	-	-	-	-	-	-
	Fluroxypyr	mg/kg	0.1	<0.1	-	-	-	-	-	-	-



		Field ID	OH06002-X-5.00-ES-200303	OH06002-X-51.42-ES-200318	OH06002-X-6.00-ES-200303	OH06002-X-7.00-ES-200303	OH06002-X-8.00-ES-200304	OH06005-X-2.50-ES-200311	OH06005-X-3.40-ES-200311	OH06005-X-4.40-ES-200311	OH06005-X-5.40-ES-200311
		Location Code	OH06002	OH06002	OH06002	OH06002	OH06002	OH06002	OH06005	OH06005	OH06005
		Sample Depth Range	5	51.42	6	7	8	2.5	3.4	4.4	5.4
		Sample Date	03/03/2020	18/03/2020	03/03/2020	03/03/2020	04/03/2020	11/03/2020	11/03/2020	11/03/2020	11/03/2020
		Matrix Description	LQM S4UL Public Open Space (POS) Residential - 1% SOM								
		C4SL Public Open Space (POS) Residential	LQM S4UL Public Open Space (POS) Residential - 1% SOM								
Chem Group	ChemName	output unit	EQL								
	o-BHC (Lindane)	mg/kg	0.001	8.2	<0.001	-	-	-	-	-	-
	Heptachlor	mg/kg	0.003		<0.003	-	-	-	-	-	-
	Isodrin	mg/kg	0.002		<0.002	-	-	-	-	-	-
	Isoproturon	mg/kg			-	-	-	-	-	-	-
	Linuron	mg/kg			-	-	-	-	-	-	-
	Malathion	mg/kg	0.002		<0.002	-	-	-	-	-	-
	2-Methyl-4-chlorophenoxyacetic acid	mg/kg			-	-	-	-	-	-	-
	2-Methyl-4-Chlorophenoxy Butanoic Acid	mg/kg			-	-	-	-	-	-	-
	Mecoprop	mg/kg			-	-	-	-	-	-	-
	Methoxychlor	mg/kg	0.005		<0.005	-	-	-	-	-	-
	Methyl carathion	mg/kg	0.01		<0.01	-	-	-	-	-	-
	Mevinphos (Phosdrin)	mg/kg	0.002		<0.002	-	-	-	-	-	-
	o,p-DDD	mg/kg	0.005		<0.005	-	-	-	-	-	-
	o,p'-DDE	mg/kg	0.002		<0.002	-	-	-	-	-	-
	o,p'-Methoxychlor	mg/kg	0.05		-	-	-	-	-	-	-
	Parathion	mg/kg	0.005		<0.005	-	-	-	-	-	-
	Pendimethalin	mg/kg	0.01		<0.01	-	-	-	-	-	-
	Permethrin	mg/kg	0.05		-	-	-	-	-	-	-
	Permethrin II	mg/kg	0.003		<0.003	-	-	-	-	-	-
	Phorate	mg/kg	0.01		<0.01	-	-	-	-	-	-
	Priniphos-methyl	mg/kg	0.002		<0.002	-	-	-	-	-	-
	Priniphos-ethyl	mg/kg	0.002		<0.002	-	-	-	-	-	-
	Prometon	mg/kg	0.05		-	-	-	-	-	-	-
	Prometryn	mg/kg	0.05		-	-	-	-	-	-	-
	Pronamide	mg/kg	0.002		<0.002	-	-	-	-	-	-
	Propazine	mg/kg	0.05		-	-	-	-	-	-	-
	Propiconazole	mg/kg			-	-	-	-	-	-	-
	Propoxycarbazono-sodium	mg/kg			-	-	-	-	-	-	-
	Simazine	mg/kg	0.05		-	-	-	-	-	-	-
	Terbutryn	mg/kg	0.05		-	-	-	-	-	-	-
	Terbutylazine	mg/kg	0.05		-	-	-	-	-	-	-
	Phoxalone	mg/kg	0.005		<0.005	-	-	-	-	-	-
	Phosphamidon	mg/kg	0.005		<0.005	-	-	-	-	-	-
	Triadimefon	mg/kg	0.002		<0.002	-	-	-	-	-	-
	Triallate	mg/kg	0.002		<0.002	-	-	-	-	-	-
	Triclopyr	mg/kg	0.1		<0.1	-	-	-	-	-	-
	Triclosan	mg/kg			-	-	-	-	-	-	-
	Trifluralin	mg/kg	0.01		<0.01	-	-	-	-	-	-
	Tebuconazole	mg/kg			-	-	-	-	-	-	-
	Telodrin	mg/kg	0.05		-	-	-	-	-	-	-
	Triazophos	mg/kg	0.003		<0.003	-	-	-	-	-	-
SVOC TIC	SVOC TICs - Detect	Detect			-	-	-	-	-	-	-
	Anthraquinone 9,10-	mg/kg			-	-	-	-	-	-	-
	SVOC Tentatively Identified Compounds	mg/kg	0.1		-	-	-	-	-	-	-
	Aniline	mg/kg	0.3		-	-	-	-	-	-	-
VOC TIC	VOC TICs - Detect	Detect			-	-	-	-	-	-	-
	VOC Tentatively Identified Compounds	mg/kg	0.05		-	-	-	-	-	-	-
	Freon 113	mg/kg	0.005		-	-	-	-	-	-	-
Other	Temperature	°C			-	-	-	-	-	-	-
	Conductivity @ 20°C	µS/cm	14		-	-	-	-	-	-	-
	% Stones >4mm	%		79.1		77.6		0	0	0	0
	Fraction of non-crushable material	%		0		0		0	0	0	0
	Moisture Content (dried @35°C)	%		-		-		-	-	-	-
	Moisture Content 105C	%	0.1	20.2	22.9	21.1	47.6	46.1	28.1	40.1	42.1
	pH (Lab)	pH Units	1	7.7	9	7.8	8.4	8.4	8.2	7.3	7.6
	Stone Content	%	0.1	17	0	14.2	0	0	0	5.1	5.7
	Total Organic Carbon	%	0.02	23.1	0.21	11.9	3.85	1.82	0.76	20.4	10.5

**Env Stds Comments**  
 #1:GAC is only presented as speciated chromium. 7.7mg/kg is used for hexavalent. If hexavalent chromium (CVI) data is available, a value of 1,500mg/kg r  
 #2:C4SL for lead adopted  
 #3:GAC only presented as speciated mercury. 16mg/kg is used for elemental mercury. If the CSM indicates that elemental mercury is not a CoC and mercury  
 #4:Updated S4UL for nickel  
 #5:S4UL exceeds solubility saturation limit  
 #6:Criteria derived for Al<sup>3</sup>-C16-C35 split between Al<sup>3</sup>-C16-21 & Al<sup>3</sup>-C21-35. Requires summation of fractions to use Al<sup>3</sup>-C16-C35 criteria.  
 #7:Criteria presented is for p-xylene. A separate value is presented for o-xylene.  
 #8:S4UL based on a threshold protective of direct skin contact with phenol

**Legend**

8.2	Results exceeds GAC.
<50	Results MDL is greater than GAC.
NAD	No asbestos detected.
-	Determinand has not been tested for.

**Notes**  
 A range is given where a determinand has been analysed for by more than one method.





		Field ID	OH06007-X-0.05-ES-200128	OH06007-X-0.05-ES-200317	OH06007-X-0.50-ES-200128	OH06007-X-0.50-ES-200317	OH06007-X-1.00-ES-200317	OH06007-X-1.00-ES-200320	OH06007-X-2.00-ES-200317	OH06007-X-3.00-ES-200317	OH06007-X-30.40-ES-200507
		Location Code	OH06007	OH06007	OH06007	OH06007	OH06007	OH06007	OH06007	OH06007	OH06007
		Sample Depth Range	0.05	0.05	0.5	0.5	1	10	2	3	30.4
		Sample Date Time	28/01/2020	17/03/2020	28/01/2020	17/03/2020	17/03/2020	20/03/2020	17/03/2020	17/03/2020	07/05/2020
		Matrix Description	LQM S4UL Public Open Space (POS) Residential - 1% SOM								
		C4SL Public Open Space (POS) Residential									
Chem Group	ChemName	output unit	EQL								
SVOC	Benzyl alcohol	mg/kg	0.5	-	-	-	-	-	-	-	-
	Diphenyl ether	mg/kg	0.1	-	-	-	-	-	-	-	-
	4-bromophenyl phenyl ether	mg/kg	0.1	-	-	-	-	-	-	-	-
	4-nitroaniline	mg/kg	0.1	-	-	-	-	-	-	-	-
	4-nitrophenol	mg/kg	0.1	-	-	-	-	-	-	-	-
	1,1-Biohexyl	mg/kg	0.1	-	-	-	-	-	-	-	-
	1,2,3,4-tetrachlorobenzene	mg/kg	0.001	830	-	-	-	-	-	-	-
	1-Methylnaphthalene	mg/kg	0.1	-	-	-	-	-	-	-	-
	2,4,5-trichlorophenol	mg/kg	0.1	-	-	-	-	-	-	-	-
	2,4,6-trichlorophenol	mg/kg	0.1	-	-	-	-	-	-	-	-
	2,4-dichlorophenol	mg/kg	0.1	-	-	-	-	-	-	-	-
	2,4-dimethylphenol	mg/kg	0.1	-	-	-	-	-	-	-	-
	2,4-dinitrophenol	mg/kg	0.5	-	-	-	-	-	-	-	-
	2,4-dinitrotoluene	mg/kg	0.1	-	-	-	-	-	-	-	-
	2,6-dinitrotoluene	mg/kg	0.1	-	-	-	-	-	-	-	-
	2-chloronaphthalene	mg/kg	0.1	-	-	-	-	-	-	-	-
	2-chlorophenol	mg/kg	0.1	-	-	-	-	-	-	-	-
	2-methylnaphthalene	mg/kg	0.1	-	-	-	-	-	-	-	-
	2-methylphenol	mg/kg	0.1	-	-	-	-	-	-	-	-
	2-nitroaniline	mg/kg	0.1	-	-	-	-	-	-	-	-
	2-nitrophenol	mg/kg	0.1	-	-	-	-	-	-	-	-
	3-nitroaniline	mg/kg	0.1	-	-	-	-	-	-	-	-
	4,6-Dinitro-2-methylphenol	mg/kg	0.2	-	-	-	-	-	-	-	-
	4-chloro-3-methylphenol	mg/kg	0.1	-	-	-	-	-	-	-	-
	4-chloroaniline	mg/kg	0.1	-	-	-	-	-	-	-	-
	4-chlorophenol	mg/kg	0.5	620	-	-	-	-	-	-	-
	4-chlorophenyl phenyl ether	mg/kg	0.1	-	-	-	-	-	-	-	-
	4-methylphenol	mg/kg	0.1	-	-	-	-	-	-	-	-
	Azobenzene	mg/kg	0.1	-	-	-	-	-	-	-	-
	Benzoic Acid	mg/kg	0.5	-	-	-	-	-	-	-	-
	Bis(2-chlorophenoxy) methane	mg/kg	0.1	-	-	-	-	-	-	-	-
	Bis(2-chloroethyl) ether	mg/kg	0.1	-	-	-	-	-	-	-	-
	Bis(2-chloroisopropyl) ether	mg/kg	0.1	-	-	-	-	-	-	-	-
	Bis(2-ethylhexyl) phthalate	mg/kg	0.1	-	-	-	-	-	-	-	-
	Butyl benzyl phthalate	mg/kg	0.1	-	-	-	-	-	-	-	-
	Catechols	mg/kg	0.1	-	-	-	-	-	-	-	-
	Dibenzofuran	mg/kg	0.1	-	-	-	-	-	-	-	-
	Diethylphthalate	mg/kg	0.1	-	-	-	-	-	-	-	-
	Dimethyl phthalate	mg/kg	0.1	-	-	-	-	-	-	-	-
	Di-n-butyl phthalate	mg/kg	0.1	-	-	-	-	-	-	-	-
	Di-n-octyl phthalate	mg/kg	0.1	-	-	-	-	-	-	-	-
	Hexachlorobenzene	mg/kg	0.002	16	-	-	-	-	-	-	-
	Hexachlorocyclopentadiene	mg/kg	0.1	-	-	-	-	-	-	-	-
	Hexachloroethane	mg/kg	0.1	-	-	-	-	-	-	-	-
	Isophorone	mg/kg	0.1	-	-	-	-	-	-	-	-
	Nitrobenzene	mg/kg	0.1	-	-	-	-	-	-	-	-
	N-nitrosodipropylamine	mg/kg	0.1	-	-	-	-	-	-	-	-
n-Nitrosodiphenylamine	mg/kg	0.1	-	-	-	-	-	-	-	-	
Pentachlorobenzene	mg/kg	0.001	100	-	-	-	-	-	-	-	
Pentachloronitrobenzene	mg/kg	0.05	-	-	-	-	-	-	-	-	
Pentachlorophenol	mg/kg	0.1	60	-	-	-	-	-	-	-	
PCB	PCB-110	mg/kg	-	-	-	-	-	-	-	-	-
	PCB-128	mg/kg	-	-	-	-	-	-	-	-	-
	PCB-141	mg/kg	-	-	-	-	-	-	-	-	-
	PCB-149	mg/kg	-	-	-	-	-	-	-	-	-
	PCB-151	mg/kg	-	-	-	-	-	-	-	-	-
	PCB-158	mg/kg	-	-	-	-	-	-	-	-	-
	PCB-170	mg/kg	-	-	-	-	-	-	-	-	-
	PCB-18	mg/kg	-	-	-	-	-	-	-	-	-
	PCB-183	mg/kg	-	-	-	-	-	-	-	-	-
	PCB-187	mg/kg	-	-	-	-	-	-	-	-	-
	PCB-194	mg/kg	-	-	-	-	-	-	-	-	-
	PCB-31	mg/kg	-	-	-	-	-	-	-	-	-
	PCB-44	mg/kg	-	-	-	-	-	-	-	-	-
	PCB-49	mg/kg	-	-	-	-	-	-	-	-	-
	2,2,4,4-tetrachloro-1,1-Biphenyl	mg/kg	-	-	-	-	-	-	-	-	-
	2,3,4,4-tetrachloro-1,1-Biphenyl	mg/kg	-	-	-	-	-	-	-	-	-
	Heptachlorobiphenyl, 2,3,3,4,4,5,5- (PCB 189)	mg/kg	0.003	-	-	-	-	-	-	-	-
	Hexachlorobiphenyl, 2,3,3,4,4,5- (PCB 156)	mg/kg	0.003	-	-	-	-	-	-	-	-
	Hexachlorobiphenyl, 2,3,3,4,4,5- (PCB 157)	mg/kg	0.003	-	-	-	-	-	-	-	-
	Hexachlorobiphenyl, 2,3,4,4,5,5- (PCB 167)	mg/kg	0.003	-	-	-	-	-	-	-	-
	Hexachlorobiphenyl, 3,3,4,4,5,5- (PCB 169)	mg/kg	0.003	-	-	-	-	-	-	-	-
	PCB 101	mg/kg	0.003	-	-	-	-	-	-	-	-
	PCB 118	mg/kg	0.003	-	-	-	-	-	-	-	-
	PCB 138	mg/kg	0.003	-	-	-	-	-	-	-	-
	PCB 153	mg/kg	0.003	-	-	-	-	-	-	-	-
	PCB 160	mg/kg	0.003	-	-	-	-	-	-	-	-
	PCB 26	mg/kg	0.003	-	-	-	-	-	-	-	-
	PCB 52	mg/kg	0.003	-	-	-	-	-	-	-	-
	Pentachlorobiphenyl, 2,3,3,4,4- (PCB 105)	mg/kg	0.003	-	-	-	-	-	-	-	-
	Pentachlorobiphenyl, 2,3,3,4,4,5- (PCB 114)	mg/kg	0.003	-	-	-	-	-	-	-	-
Pentachlorobiphenyl, 2,3,3,4,4,5- (PCB 123)	mg/kg	0.003	-	-	-	-	-	-	-	-	
Pentachlorobiphenyl, 3,3,4,4,5- (PCB 126)	mg/kg	0.003	-	-	-	-	-	-	-	-	
Tetrachlorobiphenyl, 3,3,4,4- (PCB 77)	mg/kg	0.003	-	-	-	-	-	-	-	-	
Tetrachlorobiphenyl, 3,4,4,5- (PCB 81)	mg/kg	0.003	-	-	-	-	-	-	-	-	
Total PCB 7 congeners	mg/kg	0.021	-	-	-	-	-	-	-	-	
Total PCB WHO 12	mg/kg	0.036	-	-	-	-	-	-	-	-	

		Field ID	OH96007-X-0.05-ES-200128	OH96007-X-0.05-ES-200317	OH96007-X-0.50-ES-200128	OH96007-X-0.50-ES-200317	OH96007-X-1.00-ES-200317	OH96007-X-10.00-ES-200320	OH96007-X-2.00-ES-200317	OH96007-X-3.00-ES-200317	OH96007-X-30.40-ES-200507
		Location Code	OH96007	OH96007	OH96007	OH96007	OH96007	OH96007	OH96007	OH96007	OH96007
		Sample Depth Range	0.05	0.05	0.5	0.5	1	10	2	3	30.4
		Sample Date Time	28/01/2020	17/03/2020	28/01/2020	17/03/2020	17/03/2020	20/03/2020	17/03/2020	17/03/2020	07/05/2020
		Matrix Description	LQM S4UL Public Open Space (POS) Residential - 1% SOM								
		C4SL Public Open Space (POS) Residential									
Chem Group	ChemName	output unit	EQL								
Phenolics	Xenonols	mg/kg	0.015	-	-	-	-	-	-	-	-
	Phenol Index	mg/kg	0.5	<0.5	<0.5	<0.5	<0.5	<0.5	<0.5	<0.5	<0.5
	3-84-methylphenol	mg/kg	0.1	-	-	-	-	-	-	-	-
	Cresol Total	mg/kg	0.01	-	-	-	-	-	-	-	-
	Phenol	mg/kg	0.01	-	-	-	-	-	-	-	-
Phenols Monochydric	Phenols Monochydric	mg/kg	0.035	-	-	-	-	-	-	-	-
	Dibutyltin	mg/kg	-	-	-	-	-	-	-	-	-
	Monophenyltin	mg/kg	-	-	-	-	-	-	-	-	-
	Diphenyltin	mg/kg	-	-	-	-	-	-	-	-	-
	Monobutyltin	mg/kg	-	-	-	-	-	-	-	-	-
Organotins	Tetrabutyltin	mg/kg	-	-	-	-	-	-	-	-	-
	Tributyltin	mg/kg	0.001	-	-	-	-	-	-	-	-
	Triphenyltin	mg/kg	-	-	-	-	-	-	-	-	-
	Ethion	mg/kg	0.002	-	-	-	-	-	-	-	-
	Hepatachlor epoxide	mg/kg	0.002	-	-	-	-	-	-	-	-
Pesticides	Methacrifos	mg/kg	0.002	-	-	-	-	-	-	-	-
	Propetamphos	mg/kg	0.002	-	-	-	-	-	-	-	-
	Simetryn	mg/kg	0.05	-	-	-	-	-	-	-	-
	Sodium Acifluorfen	mg/kg	-	-	-	-	-	-	-	-	-
	Testaene	mg/kg	0.003	-	-	-	-	-	-	-	-
2,4,5-TP (Silvex)	mg/kg	-	-	-	-	-	-	-	-	-	
Hedonal	Hedonal	mg/kg	-	-	-	-	-	-	-	-	-
	2,4-DDT	mg/kg	0.003	-	-	-	-	-	-	-	-
	2,4-Dichloroprop	mg/kg	-	-	-	-	-	-	-	-	-
	4-(2,4-Dichlorophenoxy)butyric Acid (2,4-DB)	mg/kg	-	-	-	-	-	-	-	-	-
	4,4-DDE	mg/kg	0.005	-	-	-	-	-	-	-	-
4-Chlorophenoxy acetic acid	4-Chlorophenoxy acetic acid	mg/kg	-	-	-	-	-	-	-	-	-
	a-BHC	mg/kg	0.002	24	-	-	-	-	-	-	-
	Aldrin	mg/kg	0.002	18	-	-	-	-	-	-	-
	Ametryn	mg/kg	0.05	-	-	-	-	-	-	-	-
	Acrid (Ioxynil)	mg/kg	-	-	-	-	-	-	-	-	-
Atrazin	Atrazin	mg/kg	0.05	1200	-	-	-	-	-	-	-
	Azinophos methyl	mg/kg	0.005	-	-	-	-	-	-	-	-
	b-BHC	mg/kg	0.002	8.1	-	-	-	-	-	-	-
	Bentazone	mg/kg	0.1	-	-	-	-	-	-	-	-
	Bromoxynil	mg/kg	-	-	-	-	-	-	-	-	-
Carbofenthothion	Carbofenthothion	mg/kg	0.003	-	-	-	-	-	-	-	-
	chlordan	mg/kg	0.002	-	-	-	-	-	-	-	-
	Chlordane (cis)	mg/kg	0.002	-	-	-	-	-	-	-	-
	Azinphos Ethyl	mg/kg	0.005	-	-	-	-	-	-	-	-
	Chlordane (trans)	mg/kg	0.05	-	-	-	-	-	-	-	-
Chlorfenvinphos	Chlorfenvinphos	mg/kg	0.003	-	-	-	-	-	-	-	-
	Chlorotoluron	mg/kg	-	-	-	-	-	-	-	-	-
	Chlorovifos	mg/kg	0.002	-	-	-	-	-	-	-	-
	Chlorpyrifos-methyl	mg/kg	0.002	-	-	-	-	-	-	-	-
	Cyanazine	mg/kg	-	-	-	-	-	-	-	-	-
d-BHC	d-BHC	mg/kg	0.002	-	-	-	-	-	-	-	-
	DDD	mg/kg	0.005	-	-	-	-	-	-	-	-
	DDT	mg/kg	0.005	-	-	-	-	-	-	-	-
	Chlorfthalonil	mg/kg	0.002	-	-	-	-	-	-	-	-
	Diazinon	mg/kg	0.001	-	-	-	-	-	-	-	-
Dicamba	Dicamba	mg/kg	-	-	-	-	-	-	-	-	-
	Dichlobenil	mg/kg	0.001	-	-	-	-	-	-	-	-
	cis-Permethrin	mg/kg	0.003	-	-	-	-	-	-	-	-
	Dichlorvos	mg/kg	0.002	16	-	-	-	-	-	-	-
	Diclofop	mg/kg	-	-	-	-	-	-	-	-	-
Dieldrin	Dieldrin	mg/kg	0.005	18	-	-	-	-	-	-	-
	Dimethoate	mg/kg	0.003	-	-	-	-	-	-	-	-
	Dinoseb	mg/kg	-	-	-	-	-	-	-	-	-
	Diuron	mg/kg	-	-	-	-	-	-	-	-	-
	Endosulfan I	mg/kg	0.001	1200	-	-	-	-	-	-	-
Endosulfan II	Endosulfan II	mg/kg	0.01	-	-	-	-	-	-	-	-
	Endosulfan sulphate	mg/kg	0.005	-	-	-	-	-	-	-	-
	Endrin	mg/kg	0.003	-	-	-	-	-	-	-	-
	Endrin ketone	mg/kg	0.03	-	-	-	-	-	-	-	-
	Ethion	mg/kg	0.003	-	-	-	-	-	-	-	-
Fenitrothion	Fenitrothion	mg/kg	0.005	-	-	-	-	-	-	-	-
	Fenithion	mg/kg	0.01	-	-	-	-	-	-	-	-
	Fluroxypyr	mg/kg	0.1	-	-	-	-	-	-	-	-

		Field ID	OH06007-X-0.05-ES-200128	OH06007-X-0.05-ES-200317	OH06007-X-0.50-ES-200128	OH06007-X-0.50-ES-200317	OH06007-X-1.00-ES-200317	OH06007-X-10.00-ES-200320	OH06007-X-2.00-ES-200317	OH06007-X-3.00-ES-200317	OH06007-X-30.40-ES-200507
		Location Code	OH06007	OH06007	OH06007	OH06007	OH06007	OH06007	OH06007	OH06007	OH06007
		Sample Depth Range	0.05	0.05	0.5	0.5	1	10	2	3	30.4
		Sample Date	28/01/2020	17/03/2020	28/01/2020	17/03/2020	17/03/2020	20/03/2020	17/03/2020	17/03/2020	07/05/2020
		Matrix Description	LQM S4UL Public Open Space (POS) Residential - 1% SOM								
		C4SL Public Open Space (POS) Residential									
Chem Group	ChemName	output unit	EQL	8.2	-	-	-	-	-	-	-
	α-BHC (Lindane)	mg/kg	0.001	-	-	-	-	-	-	-	-
	Heptachlor	mg/kg	0.003	-	-	-	-	-	-	-	-
	Isodrin	mg/kg	0.002	-	-	-	-	-	-	-	-
	Isoproturon	mg/kg	-	-	-	-	-	-	-	-	-
	Linuron	mg/kg	-	-	-	-	-	-	-	-	-
	Malathion	mg/kg	0.002	-	-	-	-	-	-	-	-
	2-Methyl-4-chlorophenoxyacetic acid	mg/kg	-	-	-	-	-	-	-	-	-
	2-Methyl-4-Chlorophenoxy Butanoic Acid	mg/kg	-	-	-	-	-	-	-	-	-
	Mecoprop	mg/kg	-	-	-	-	-	-	-	-	-
	Methoxychlor	mg/kg	0.005	-	-	-	-	-	-	-	-
	Methyl carathion	mg/kg	0.01	-	-	-	-	-	-	-	-
	Mevinphos (Phosdrin)	mg/kg	0.002	-	-	-	-	-	-	-	-
	o,p-DDD	mg/kg	0.005	-	-	-	-	-	-	-	-
	o,p'-DDE	mg/kg	0.002	-	-	-	-	-	-	-	-
	o,p'-Methoxychlor	mg/kg	0.05	-	-	-	-	-	-	-	-
	Parathion	mg/kg	0.005	-	-	-	-	-	-	-	-
	Pendimethalin	mg/kg	0.01	-	-	-	-	-	-	-	-
	Permethrin	mg/kg	0.05	-	-	-	-	-	-	-	-
	Permethrin II	mg/kg	0.003	-	-	-	-	-	-	-	-
	Phorate	mg/kg	0.01	-	-	-	-	-	-	-	-
	Priniphos-methyl	mg/kg	0.002	-	-	-	-	-	-	-	-
	Priniphos-ethyl	mg/kg	0.002	-	-	-	-	-	-	-	-
	Prometon	mg/kg	0.05	-	-	-	-	-	-	-	-
	Prometryn	mg/kg	0.05	-	-	-	-	-	-	-	-
	Pronamide	mg/kg	0.002	-	-	-	-	-	-	-	-
	Propazine	mg/kg	0.05	-	-	-	-	-	-	-	-
	Propiconazole	mg/kg	-	-	-	-	-	-	-	-	-
	Propoxycarbazono-sodium	mg/kg	-	-	-	-	-	-	-	-	-
	Simazine	mg/kg	0.05	-	-	-	-	-	-	-	-
	Terbutryn	mg/kg	0.05	-	-	-	-	-	-	-	-
	Terbutylazine	mg/kg	0.05	-	-	-	-	-	-	-	-
	Phosalone	mg/kg	0.005	-	-	-	-	-	-	-	-
	Phosphamidon	mg/kg	0.005	-	-	-	-	-	-	-	-
	Triadimefon	mg/kg	0.002	-	-	-	-	-	-	-	-
	Triallate	mg/kg	0.002	-	-	-	-	-	-	-	-
	Triclopyr	mg/kg	0.1	-	-	-	-	-	-	-	-
	Triclosan	mg/kg	-	-	-	-	-	-	-	-	-
	Trifluralin	mg/kg	0.01	-	-	-	-	-	-	-	-
	Tebuconazole	mg/kg	-	-	-	-	-	-	-	-	-
	Telodrin	mg/kg	0.05	-	-	-	-	-	-	-	-
	Triazophos	mg/kg	0.003	-	-	-	-	-	-	-	-
SVOC TIC	SVOC TICs - Detect	Detect	-	-	-	-	-	-	-	-	-
	Anthraquinone 9,10-	mg/kg	-	-	-	-	-	-	-	-	-
	SVOC Tentatively Identified Compounds	mg/kg	0.1	-	-	-	-	-	-	-	-
	Aniline	mg/kg	0.3	-	-	-	-	-	-	-	-
VOC TIC	VOC TICs - Detect	Detect	-	-	-	-	-	-	-	-	-
	VOC Tentatively Identified Compounds	mg/kg	0.05	-	-	-	-	-	-	-	-
	Freon 113	mg/kg	0.005	-	-	-	-	-	-	-	-
Other	Temperature	°C	-	-	-	-	-	-	-	-	-
	Conductivity @ 20°C	µS/cm	14	-	-	-	-	-	-	-	-
	% Stones >4mm	%	0	0	0	19.5	13	0	36.3	20.8	21.6
	Fraction of non-crushable material	%	0	0	0	0	0	0	0	0	0
	Moisture Content (dried @35°C)	%	-	-	-	-	-	-	-	-	-
	Moisture Content 105C	%	0.1	27.3	24.6	24.4	17.1	25.8	32.7	19.5	15.4
	pH (Lab)	pH Units	1	8.7	7.7	8.1	9.3	10.8	9.8	11	9.3
	Stone Content	%	0.1	5.3	3.4	7.3	4.7	6	0	5.5	11.1
	Total Organic Carbon	%	0.02	0.46	0.81	0.45	0.6	0.48	0.89	1.77	0.22

**Env Stds Comments**  
 #1:GAC is only presented as speciated chromium. 7.7mg/kg is used for hexavalent. If hexavalent chromium (CVI) data is available, a value of 1,500mg/kg r  
 #2:C4SL for lead adopted  
 #3:GAC only presented as speciated mercury. 16mg/kg is used for elemental mercury. If the CSM indicates that elemental mercury is not a CoC and mercury  
 #4:Updated S4UL for nickel  
 #5:S4UL exceeds solubility saturation limit  
 #6:Criteria derived for Al<sup>3</sup>-C16-C35 split between Al<sup>3</sup>-C16-21 & Al<sup>3</sup>-C21-35. Requires summation of fractions to use Al<sup>3</sup>-C16-C35 criteria.  
 #7:Criteria presented is for p-xylene. A separate value is presented for o-xylene.  
 #8:S4UL based on a threshold protective of direct skin contact with phenol

**Legend**

36.2	Results exceeds GAC.
<50	Results MDL is greater than GAC.
NAD	No asbestos detected.
-	Determinand has not been tested for.

**Notes**  
 A range is given where a determinand has been analysed for by more than one method.



Chem Group	ChemName	output unit	EQL	Field ID	OH06007-X-4.00-ES-200317	OH06007-X-5.00-ES-200318	OH06007-X-6.00-ES-200318	OH06007-X-7.00-ES-200318	OH06007-X-8.00-ES-200319	OH06008-X-0.05-ES-200304	OH06008-X-1.60-ES-200304	OH06008-X-2.60-ES-200304	OH06008-X-3.60-ES-200304	
				Location Code	OH06007	OH06007	OH06007	OH06007	OH06007	OH06008	OH06008	OH06008	OH06008	OH06008
				Sample Depth Range	4	5	6	7	8	0.05	1.6	2.6	3.6	
				Sample Date	17/03/2020	18/03/2020	18/03/2020	18/03/2020	19/03/2020	04/03/2020	04/03/2020	04/03/2020	04/03/2020	
				Matrix Description	LQM S4UL Public Open Space (POS) Residential - 1% SOM									
				C4SL Public Open Space (POS) Residential										
TPH	>C6-C8	mg/kg	0.02	<0.2	<0.2	<0.2	<0.2	<0.2	-	-	-	<0.2	<0.2	
	>C6-C7	mg/kg	0.02	<0.2	<0.2	<0.2	<0.2	<0.2	-	-	-	<0.2	<0.2	
	>C7-C8	mg/kg	0.02	<0.2	<0.2	<0.2	<0.2	<0.2	-	-	-	<0.2	<0.2	
	>C6-C9	mg/kg	0.2	-	-	-	-	-	-	-	-	-	-	
	>C8-C10	mg/kg	0.02	<0.2	<0.2	<0.2	<0.2	<0.2	<0.2	<0.2	<0.2	<0.2	<0.2	
	>C10-C12	mg/kg	0.02	-	-	-	-	-	<2	<2	<2	-	-	
	>C12-C16	mg/kg	2	-	-	-	-	-	<2	<2	2.61	-	-	
	>C16-C21	mg/kg	2	-	-	-	-	-	<2	<2	8.66	-	-	
	>C21-C28	mg/kg	35	-	-	-	-	-	-	-	-	-	-	
	>C21-C35	mg/kg	4.38	-	-	-	-	-	8.82	7.83	9.92	-	-	
	>C28-C35	mg/kg	35	-	-	-	-	-	-	-	-	-	-	
	>C21-C40	mg/kg	10	-	-	-	-	-	-	-	-	-	-	
	>C35-C40	mg/kg	35	-	-	-	-	-	10.6	<10	11.1	-	-	
	GRO >C5-10	mg/kg	0.02	-	-	-	-	-	-	-	-	-	-	
	TPH >C8-C40	mg/kg	10	-	-	-	-	-	<13.6	<15	<23.1	-	-	
	EPH >C5-40	mg/kg	35	-	-	-	-	-	-	-	-	-	-	
	EPH >C10-40	mg/kg	35	-	-	-	-	-	-	-	-	-	-	
	GRO >C5-12	mg/kg	0.2	<0.2	<0.2	<0.2	<0.2	<0.2	-	-	-	0.228	0.243	
	TPH by GC/ED (AR)	mg/kg	10	-	-	-	-	-	13.4	14.8	22.0	-	-	
	BTEX and MTE	Benzene	mg/kg	0.001	140	72	<0.01 - 0.002	<0.01 - 0.004	<0.01 - 0.002	<0.001	-	-	<0.01 - 0.002	<0.01 - 0.003
Toluene		mg/kg	0.005	56000	56000	<0.005	<0.01 - 0.011	<0.005	<0.005	-	-	<0.005	<0.005	
Ethylbenzene		mg/kg	0.002	24000	24000	<0.01	<0.01	<0.01	<0.01	-	-	<0.01	<0.01	
Xylene (m & o)		mg/kg	0.004	41000	41000	<0.004	0.006	<0.004	<0.004	-	-	<0.004	<0.004	
Xylene (o)		mg/kg	0.002	41000	41000	<0.002	0.003	<0.002	<0.002	-	-	<0.002	<0.002	
Xylene Total		mg/kg	0.02			<0.03	<0.03	<0.03	<0.03	-	-	<0.03	<0.03	
MTE		mg/kg	0.001			-	-	-	-	-	-	-	-	
Total BTEX		mg/kg	0.04			-	-	-	-	-	-	-	-	
VOC	Styrene	mg/kg	0.001			-	-	-	-	-	-	-	-	
	cis-1,3-dichlorocyclohexane	mg/kg	0.001			-	-	-	-	-	-	-	-	
	trans-1,3-dichlorocyclohexane	mg/kg	0.001			-	-	-	-	-	-	-	-	
	1,1,1,2-tetrachloroethane	mg/kg	0.001	1400	1400	-	-	-	-	-	-	-	-	
	1,1,1-trichloroethane	mg/kg	0.001	140000	140000	-	-	-	-	-	-	-	-	
	1,1,2,2-tetrachloroethane	mg/kg	0.001	1400	1400	-	-	-	-	-	-	-	-	
	1,1,2-trichloroethane	mg/kg	0.001			-	-	-	-	-	-	-	-	
	1,1-dichloroethane	mg/kg	0.001			-	-	-	-	-	-	-	-	
	1,1-dichloroethene	mg/kg	0.001			-	-	-	-	-	-	-	-	
	1,1-dichlorocyclohexane	mg/kg	0.001			-	-	-	-	-	-	-	-	
	1,2-dichlorocyclohexane	mg/kg	0.001			-	-	-	-	-	-	-	-	
	1,2-dichloroethane	mg/kg	0.001	29	29	-	-	-	-	-	-	-	-	
	1,2-dichlorocyclohexane	mg/kg	0.001			-	-	-	-	-	-	-	-	
	1,3,5-trimethylbenzene	mg/kg	0.001			-	-	-	-	-	-	-	-	
	1,3-dichloropropane	mg/kg	0.001			-	-	-	-	-	-	-	-	
	2,2-dichloropropane	mg/kg	0.001			-	-	-	-	-	-	-	-	
	2-chlorotoluene	mg/kg	0.001			-	-	-	-	-	-	-	-	
	4-chlorotoluene	mg/kg	0.001			-	-	-	-	-	-	-	-	
	Bromobenzene	mg/kg	0.001			-	-	-	-	-	-	-	-	
	Bromochloromethane	mg/kg	0.001			-	-	-	-	-	-	-	-	
	Bromodichloromethane	mg/kg	0.001			-	-	-	-	-	-	-	-	
	Bromoforn	mg/kg	0.001			-	-	-	-	-	-	-	-	
	Bromomethane	mg/kg	0.001			-	-	-	-	-	-	-	-	
	Carbon disulfide	mg/kg	0.007	11000	11000	-	-	-	-	-	-	-	-	
	Carbon tetrachloride	mg/kg	0.001	890	890	-	-	-	-	-	-	-	-	
	Chlorobromomethane	mg/kg	0.001			-	-	-	-	-	-	-	-	
	Chloroethane	mg/kg	0.002			-	-	-	-	-	-	-	-	
	Chloroform	mg/kg	0.001	2500	2500	-	-	-	-	-	-	-	-	
	Chloromethane	mg/kg	0.003			-	-	-	-	-	-	-	-	
	cis-1,2-dichloroethane	mg/kg	0.005			-	-	-	-	-	-	-	-	
	Dibromomethane	mg/kg	0.001			-	-	-	-	-	-	-	-	
	Dichlorodifluoromethane	mg/kg	0.001			-	-	-	-	-	-	-	-	
	Dichloromethane	mg/kg	0.01			-	-	-	-	-	-	-	-	
	Isopropylbenzene	mg/kg	0.001			-	-	-	-	-	-	-	-	
	m-butylbenzene	mg/kg	0.001			-	-	-	-	-	-	-	-	
	n-propylbenzene	mg/kg	0.001			-	-	-	-	-	-	-	-	
	p-isocrotyltoluene	mg/kg	0.001			-	-	-	-	-	-	-	-	
	sec-butylbenzene	mg/kg	0.001			-	-	-	-	-	-	-	-	
	Trichloroethane	mg/kg	0.001	120	120	-	-	-	-	-	-	-	-	
	tert-butylbenzene	mg/kg	0.001			-	-	-	-	-	-	-	-	
Tetrachloroethane	mg/kg	0.003	1400	1400	-	-	-	-	-	-	-	-		
trans-1,2-dichloroethane	mg/kg	0.001			-	-	-	-	-	-	-	-		
Trichlorofluoromethane	mg/kg	0.001			-	-	-	-	-	-	-	-		
Vinyl chloride	mg/kg	0.001	3.5	3.5	-	-	-	-	-	-	-	-		
tert-Amyl methyl ether	mg/kg	0.01			-	-	-	-	-	-	-	-		
VOC/SVOC	1,2,3-trichlorobenzene	mg/kg	0.001	1800	1800	-	-	-	-	-	-	<0.001	-	
	1,2,4-trichlorobenzene	mg/kg	0.003	15000	15000	-	-	-	-	-	-	-	-	
	1,2-dichlorobenzene	mg/kg	0.001	90000	90000	<0.1	<0.1	<0.1	<0.1	-	-	-	-	
	1,3,5-Trichlorobenzene	mg/kg	0.001	1700	1700	-	-	-	-	-	-	<0.001	-	
	1,3-dichlorobenzene	mg/kg	0.001	300	300	<0.1	<0.1	<0.1	<0.1	-	-	-	-	
	1,4-dichlorobenzene	mg/kg	0.001	17000	17000	<0.1	<0.1	<0.1	<0.1	-	-	-	-	
	Chlorobenzene	mg/kg	0.001	11000	11000	-	-	-	-	-	-	-	-	
Hexachlorobutadiene	mg/kg	0.002	25	25	<0.1	<0.1	<0.1	<0.1	-	-	-	-		



Chem Group	ChemName	output unit	EQL	Field ID	OH06007-X-4.00-ES-200317	OH06007-X-5.00-ES-200318	OH06007-X-6.00-ES-200318	OH06007-X-7.00-ES-200318	OH06007-X-8.00-ES-200319	OH06008-X-0.05-ES-200304	OH06008-X-1.60-ES-200304	OH06008-X-2.60-ES-200304	OH06008-X-3.60-ES-200304	
				Location Code	OH06007	OH06007	OH06007	OH06007	OH06007	OH06008	OH06008	OH06008	OH06008	OH06008
				Sample Depth Range	4	5	6	7	8	0.05	1.6	2.6	3.6	
				Sampled Date Time	17/03/2020	18/03/2020	18/03/2020	18/03/2020	19/03/2020	04/03/2020	04/03/2020	04/03/2020	04/03/2020	
				Matrix Description	LQM S4UL Public Open Space (POS) Residential - 1% SOM									
				C4SL Public Open Space (POS) Residential										
SVOC	Benzyl alcohol	mg/kg	0.5	-	<0.5	<0.5	<0.5	-	-	-	-	-	-	
	Diphenyl ether	mg/kg	0.1	-	<0.1	<0.1	<0.1	-	-	-	-	-	-	
	4-bromophenyl phenyl ether	mg/kg	0.1	-	<0.1	<0.1	<0.1	-	-	-	-	-	-	
	4-nitroaniline	mg/kg	0.1	-	<0.6	<0.6	<0.6	-	-	-	-	-	-	
	4-nitrophenol	mg/kg	0.1	-	<0.5	<0.5	<0.5	-	-	-	-	-	-	
	1,1-Biohenvl	mg/kg	0.1	-	<0.1	<0.1	<0.1	-	-	-	-	-	-	
	1,2,3,4-tetrachlorobenzene	mg/kg	0.001	830	-	-	-	-	-	-	-	<0.001	-	
	1-Methylvinthalene	mg/kg	0.1	-	0.109	<0.1	<0.1	-	-	-	-	-	-	
	2,4,5-trichlorophenol	mg/kg	0.1	-	<0.1	<0.1	<0.1	-	-	-	-	-	-	
	2,4,6-trichlorophenol	mg/kg	0.1	-	<0.1	<0.1	<0.1	-	-	-	-	-	-	
	2,4-dichlorophenol	mg/kg	0.1	-	<0.1	<0.1	<0.1	-	-	-	-	-	-	
	2,4-dimethylphenol	mg/kg	0.1	-	<0.1	<0.1	<0.1	-	-	-	-	-	-	
	2,4-dinitrophenol	mg/kg	0.5	-	<0.5	<0.5	<0.5	-	-	-	-	-	-	
	2,4-dinitrotoluene	mg/kg	0.1	-	<0.2	<0.2	<0.2	-	-	-	-	-	-	
	2,6-dinitrotoluene	mg/kg	0.1	-	<0.5	<0.5	<0.5	-	-	-	-	-	-	
	2-chloronaphthalene	mg/kg	0.1	-	<0.1	<0.1	<0.1	-	-	-	-	-	-	
	2-chlorophenol	mg/kg	0.1	-	<0.1	<0.1	<0.1	-	-	-	-	-	-	
	2-methylnaphthalene	mg/kg	0.1	0.142	<0.1	<0.1	<0.1	-	-	-	-	-	-	
	2-methylphenol	mg/kg	0.1	-	<0.1	<0.1	<0.1	-	-	-	-	-	-	
	2-nitroaniline	mg/kg	0.1	-	<0.5	<0.5	<0.5	-	-	-	-	-	-	
	2-nitrophenol	mg/kg	0.1	-	<0.1	<0.1	<0.1	-	-	-	-	-	-	
	3-nitroaniline	mg/kg	0.1	-	<14.5	<14.5	<14.5	-	-	-	-	-	-	
	4,6-Dinitro-2-methylphenol	mg/kg	0.2	-	<0.2	<0.2	<0.2	-	-	-	-	-	-	
	4-chloro-3-methylphenol	mg/kg	0.1	-	<0.1	<0.1	<0.1	-	-	-	-	-	-	
	4-chloroaniline	mg/kg	0.1	-	<0.5	<0.5	<0.5	-	-	-	-	-	-	
	4-chlorophenol	mg/kg	0.5	-	<0.5	<0.5	<0.5	-	-	-	-	-	-	
	4-chlorophenyl phenyl ether	mg/kg	0.1	-	<0.1	<0.1	<0.1	-	-	-	-	-	-	
	4-methylphenol	mg/kg	0.1	-	-	-	-	-	-	-	-	-	-	
	Azobenzene	mg/kg	0.1	-	<0.3	<0.3	<0.3	-	-	-	-	-	-	
	Benzoic Acid	mg/kg	0.5	-	<0.5	<0.5	<0.5	-	-	-	-	-	-	
	Bis(2-chlorophenyl) methane	mg/kg	0.1	-	<0.1	<0.1	<0.1	-	-	-	-	-	-	
	Bis(2-chloroethyl) ether	mg/kg	0.1	-	<0.1	<0.1	<0.1	-	-	-	-	-	-	
	Bis(2-chloroisopropyl) ether	mg/kg	0.1	-	<0.5	<0.5	<0.5	-	-	-	-	-	-	
	Bis(2-ethylhexyl) phthalate	mg/kg	0.1	-	<0.2	<0.2	<0.2	-	-	-	-	-	-	
	Butyl benzyl phthalate	mg/kg	0.1	-	<0.2	<0.2	<0.2	-	-	-	-	-	-	
	Cabazole	mg/kg	0.1	-	0.328	0.636	<0.3	-	-	-	-	-	-	
	Dibenzofuran	mg/kg	0.1	-	<0.1	<0.1	<0.1	-	-	-	-	-	-	
	Diethylbthalate	mg/kg	0.1	-	<0.1	<0.1	<0.1	-	-	-	-	-	-	
	Dimethyl phthalate	mg/kg	0.1	-	<0.1	<0.1	<0.1	-	-	-	-	-	-	
	Di-n-butyl phthalate	mg/kg	0.1	-	<0.1	<0.1	<0.1	-	-	-	-	-	-	
	Di-n-octyl phthalate	mg/kg	0.1	-	<0.2	<0.2	<0.2	-	-	-	-	-	-	
	Hexachlorobenzene	mg/kg	0.002	16	<0.1	<0.1	<0.1	-	-	-	-	<0.002	-	
	Hexachlorocyclopentadiene	mg/kg	0.1	-	<0.1	<0.1	<0.1	-	-	-	-	-	-	
	Hexachloroethane	mg/kg	0.1	-	<0.1	<0.1	<0.1	-	-	-	-	-	-	
	Isochorone	mg/kg	0.1	-	<0.1	<0.1	<0.1	-	-	-	-	-	-	
Nitrobenzene	mg/kg	0.1	-	<0.5	<0.5	<0.5	-	-	-	-	-	-		
N-nitrosodi-n-propylamine	mg/kg	0.1	-	<0.9	<0.9	<0.9	-	-	-	-	-	-		
n-Nitrosodiphenylamine	mg/kg	0.1	-	0.103	<0.1	<0.1	-	-	-	-	-	-		
Pentachlorobenzene	mg/kg	0.001	100	-	-	-	-	-	-	-	<0.001	-		
Pentachloronitrobenzene	mg/kg	0.05	-	-	-	-	-	-	-	-	-	-		
Pentachlorophenol	mg/kg	0.1	60	<0.5	<0.5	<0.5	-	-	-	-	-	-		
PCB	PCB-110	mg/kg	-	-	-	-	-	-	-	-	-	-	-	
	PCB-128	mg/kg	-	-	-	-	-	-	-	-	-	-	-	
	PCB-141	mg/kg	-	-	-	-	-	-	-	-	-	-	-	
	PCB-149	mg/kg	-	-	-	-	-	-	-	-	-	-	-	
	PCB-151	mg/kg	-	-	-	-	-	-	-	-	-	-	-	
	PCB-158	mg/kg	-	-	-	-	-	-	-	-	-	-	-	
	PCB-170	mg/kg	-	-	-	-	-	-	-	-	-	-	-	
	PCB-18	mg/kg	-	-	-	-	-	-	-	-	-	-	-	
	PCB-183	mg/kg	-	-	-	-	-	-	-	-	-	-	-	
	PCB-187	mg/kg	-	-	-	-	-	-	-	-	-	-	-	
	PCB-194	mg/kg	-	-	-	-	-	-	-	-	-	-	-	
	PCB-31	mg/kg	-	-	-	-	-	-	-	-	-	-	-	
	PCB-44	mg/kg	-	-	-	-	-	-	-	-	-	-	-	
	PCB-49	mg/kg	-	-	-	-	-	-	-	-	-	-	-	
	2,2,4-tetrachloro-1,1-Biphenvyl	mg/kg	-	-	-	-	-	-	-	-	-	-	-	
	2,3,4,4-tetrachloro-1,1-Biphenvyl	mg/kg	-	-	-	-	-	-	-	-	-	-	-	
	Heptachlorobiphenvyl, 2,3,3,4,4,5,5- (PCB 189)	mg/kg	0.003	-	<0.005	<0.005	<0.005	-	-	-	-	<0.005	<0.005	
	Hexachlorobiphenvyl, 2,3,3,4,4,5- (PCB 156)	mg/kg	0.003	-	<0.005	<0.005	<0.005	-	-	-	-	<0.005	<0.005	
	Hexachlorobiphenvyl, 2,3,3,4,4,5- (PCB 157)	mg/kg	0.003	-	<0.005	<0.005	<0.005	-	-	-	-	<0.005	<0.005	
	Hexachlorobiphenvyl, 2,3,4,4,5,5- (PCB 167)	mg/kg	0.003	-	<0.005	<0.005	<0.005	-	-	-	-	<0.005	<0.005	
	Hexachlorobiphenvyl, 3,3,4,4,5,5- (PCB 169)	mg/kg	0.003	-	<0.005	<0.005	<0.005	-	-	-	-	<0.005	<0.005	
	PCB 101	mg/kg	0.003	-	<0.005	<0.005	<0.005	-	-	-	-	<0.005	<0.005	
	PCB 118	mg/kg	0.003	-	<0.005	<0.005	<0.005	-	-	-	-	<0.005	<0.005	
	PCB 138	mg/kg	0.003	-	<0.005	<0.005	<0.005	-	-	-	-	<0.005	<0.005	
	PCB 153	mg/kg	0.003	-	<0.005	<0.005	<0.005	-	-	-	-	<0.005	<0.005	
	PCB 160	mg/kg	0.003	-	<0.005	<0.005	<0.005	-	-	-	-	<0.005	<0.005	
	PCB 26	mg/kg	0.003	-	<0.005	<0.005	<0.005	-	-	-	-	<0.005	<0.005	
	PCB 52	mg/kg	0.003	-	<0.005	<0.005	<0.005	-	-	-	-	<0.005	<0.005	
	Pentachlorobiphenvyl, 2,3,3,4,4- (PCB 105)	mg/kg	0.003	-	<0.005	<0.005	<0.005	-	-	-	-	<0.005	<0.005	
	Pentachlorobiphenvyl, 2,3,4,4,5- (PCB 114)	mg/kg	0.003	-	<0.005	<0.005	<0.005	-	-	-	-	<0.005	<0.005	
	Pentachlorobiphenvyl, 2,3,4,4,5- (PCB 123)	mg/kg	0.003	-	<0.005	<0.005	<0.005	-	-	-	-	<0.005	<0.005	
	Pentachlorobiphenvyl, 3,3,4,4,5- (PCB 126)	mg/kg	0.003	-	<0.005	<0.005	<0.005	-	-	-	-	<0.005	<0.005	
	Tetrachlorobiphenvyl, 3,3,4,4- (PCB 77)	mg/kg	0.003	-	<0.005	<0.005	<0.005	-	-	-	-	0.0249	<0.005	
	Tetrachlorobiphenvyl, 3,4,4,5- (PCB 81)	mg/kg	0.003	-	<0.005	<0.005	<0.005	-	-	-	-	<0.005	<0.005	
	Total PCB 7 congeners	mg/kg	0.021	-	-	-	-	-	-	-	-	<0.005	<0.005	
Total PCB WHO 12	mg/kg	0.036	-	-	-	-	-	-	-	-	-	<0.005		

		Field ID	OH06007-X-4.00-ES-200317	OH06007-X-5.00-ES-200318	OH06007-X-6.00-ES-200318	OH06007-X-7.00-ES-200318	OH06007-X-8.00-ES-200319	OH06008-X-0.05-ES-200304	OH06008-X-1.60-ES-200304	OH06008-X-2.60-ES-200304	OH06008-X-3.60-ES-200304
		Location Code	OH06007	OH06007	OH06007	OH06007	OH06007	OH06008	OH06008	OH06008	OH06008
		Sample Depth Range	4	5	6	7	8	0.05	1.6	2.6	3.6
		Sample Date Time	17/03/2020	18/03/2020	18/03/2020	18/03/2020	19/03/2020	04/03/2020	04/03/2020	04/03/2020	04/03/2020
		Matrix Description	LQM S4UL Public Open Space (POS) Residential - 1% SOM								
		C4SL Public Open Space (POS) Residential									
Chem Group	ChemName	output unit	EQ1								
Phenolics	Xenonols	mg/kg	0.015	-	-	-	-	-	-	-	-
	Phenol Index	mg/kg	0.5	<0.5	<0.5	<0.5	<0.5	<0.5	<0.5	<0.5	<0.5
	3-84-methylphenol	mg/kg	0.1	<0.1	<0.1	<0.1	<0.1	<0.1	<0.1	<0.1	<0.1
	Cresol Total	mg/kg	0.01	-	-	-	-	-	-	-	-
Phenols	Phenol	mg/kg	0.01	<0.1	<0.1	<0.1	<0.1	-	-	-	-
	Phenols Monochydric	mg/kg	0.035	-	-	-	-	-	-	-	-
	Dibutyltin	mg/kg	-	-	-	-	-	-	-	-	-
	Monophenyltin	mg/kg	-	-	-	-	-	-	-	-	-
Organotins	Diphenyltin	mg/kg	-	-	-	-	-	-	-	-	-
	Monobutyltin	mg/kg	-	-	-	-	-	-	-	-	-
	Tetrabutyltin	mg/kg	-	-	-	-	-	-	-	-	-
	Tributyltin	mg/kg	0.001	<0.005	<0.005	<0.005	<0.005	-	-	<0.005	<0.005
Triphenyltin	Triphenyltin	mg/kg	-	-	-	-	-	-	-	-	-
	Ethionphos	mg/kg	0.002	-	-	-	-	-	-	-	<0.002
	Hepatachlor epoxide	mg/kg	0.002	-	-	-	-	-	-	-	<0.002
	Methachlorphos	mg/kg	0.002	-	-	-	-	-	-	-	<0.002
Pesticides	Propetamphos	mg/kg	0.002	-	-	-	-	-	-	-	<0.002
	Simetryn	mg/kg	0.05	-	-	-	-	-	-	-	-
	Sodium Acifluorfen	mg/kg	-	-	-	-	-	-	-	-	-
	Tosazene	mg/kg	0.003	-	-	-	-	-	-	-	<0.003
2,4,5-TP (Silvex)	2,4,5-TP (Silvex)	mg/kg	-	-	-	-	-	-	-	-	-
	Hedonal	mg/kg	-	-	-	-	-	-	-	-	-
	2,4-DDT	mg/kg	0.003	-	-	-	-	-	-	-	<0.003
	2,4-Dichloroprop	mg/kg	-	-	-	-	-	-	-	-	-
4-(2,4-Dichlorophenoxy)butyric Acid (2,4-DB)	4-(2,4-Dichlorophenoxy)butyric Acid (2,4-DB)	mg/kg	-	-	-	-	-	-	-	-	-
	4,4-DDE	mg/kg	0.005	-	-	-	-	-	-	-	<0.005
	4-Chlorophenoxy acetic acid	mg/kg	-	-	-	-	-	-	-	-	-
	a-BHC	mg/kg	24	-	-	-	-	-	-	-	<0.002
Aldrin	Aldrin	mg/kg	18	-	-	-	-	-	-	-	<0.002
	Ametryn	mg/kg	0.05	-	-	-	-	-	-	-	-
	Acetyl (bovnyl)	mg/kg	-	-	-	-	-	-	-	-	-
	Atraton	mg/kg	0.05	-	-	-	-	-	-	-	-
Atrazine	Atrazine	mg/kg	1200	-	-	-	-	-	-	-	-
	Azinophos methyl	mg/kg	0.005	-	-	-	-	-	-	-	<0.005
	b-BHC	mg/kg	0.002	-	-	-	-	-	-	-	<0.002
	Bentazone	mg/kg	0.1	-	-	-	-	-	-	-	<0.1
Bromoxynil	Bromoxynil	mg/kg	-	-	-	-	-	-	-	-	-
	Carbofenthothion	mg/kg	0.003	-	-	-	-	-	-	-	<0.003
	chlordan	mg/kg	0.002	-	-	-	-	-	-	-	<0.002
	Chlordane (cis)	mg/kg	0.002	-	-	-	-	-	-	-	<0.002
Azinphos Ethyl	Azinphos Ethyl	mg/kg	0.005	-	-	-	-	-	-	-	<0.005
	Chlordane (trans)	mg/kg	0.05	-	-	-	-	-	-	-	-
	Chlorfenvinphos	mg/kg	0.003	-	-	-	-	-	-	-	<0.003
	Chlorotoluron	mg/kg	-	-	-	-	-	-	-	-	-
Chlorovifos	Chlorovifos	mg/kg	0.002	-	-	-	-	-	-	-	<0.002
	Chlorpyrifos-methyl	mg/kg	0.002	-	-	-	-	-	-	-	<0.002
	Cyanazine	mg/kg	-	-	-	-	-	-	-	-	-
	d-BHC	mg/kg	0.002	-	-	-	-	-	-	-	<0.002
DDD	DDD	mg/kg	0.005	-	-	-	-	-	-	-	<0.005
	DDT	mg/kg	0.005	-	-	-	-	-	-	-	<0.005
	Chlorothalonil	mg/kg	0.002	-	-	-	-	-	-	-	<0.002
	Diazinon	mg/kg	0.001	-	-	-	-	-	-	-	<0.001
Dicamba	Dicamba	mg/kg	-	-	-	-	-	-	-	-	-
	Dichlobenil	mg/kg	0.001	-	-	-	-	-	-	-	<0.001
	cis-Permethrin	mg/kg	0.003	-	-	-	-	-	-	-	<0.003
	Dichlorvos	mg/kg	0.002	-	-	-	-	-	-	-	<0.002
Diclofop	Diclofop	mg/kg	-	-	-	-	-	-	-	-	-
	Dieldrin	mg/kg	0.005	-	-	-	-	-	-	-	<0.005
	Dimethoate	mg/kg	0.003	-	-	-	-	-	-	-	<0.003
	Dinoseb	mg/kg	-	-	-	-	-	-	-	-	-
Diuron	Diuron	mg/kg	-	-	-	-	-	-	-	-	-
	Endosulfan I	mg/kg	0.001	-	-	-	-	-	-	-	<0.001
	Endosulfan II	mg/kg	0.01	-	-	-	-	-	-	-	<0.01
	Endosulfan sulphate	mg/kg	0.005	-	-	-	-	-	-	-	<0.005
Etridrin	Etridrin	mg/kg	0.003	-	-	-	-	-	-	-	<0.003
	Etridrin ketone	mg/kg	0.03	-	-	-	-	-	-	-	<0.03
	Ethion	mg/kg	0.003	-	-	-	-	-	-	-	<0.003
	Fenitrothion	mg/kg	0.005	-	-	-	-	-	-	-	<0.005
Fenithion	Fenithion	mg/kg	0.01	-	-	-	-	-	-	-	<0.01
	Fluroxypyr	mg/kg	0.1	-	-	-	-	-	-	-	<0.1

		Field ID	OH06007-X-4.00-ES-200317	OH06007-X-5.00-ES-200318	OH06007-X-6.00-ES-200318	OH06007-X-7.00-ES-200318	OH06007-X-8.00-ES-200319	OH06008-X-0.05-ES-200304	OH06008-X-1.60-ES-200304	OH06008-X-2.60-ES-200304	OH06008-X-3.60-ES-200304	
		Location Code	OH06007	OH06007	OH06007	OH06007	OH06007	OH06008	OH06008	OH06008	OH06008	
		Sample Depth Range	4	5	6	7	8	0.05	1.6	2.6	3.6	
		Sample Date	17/03/2020	18/03/2020	18/03/2020	18/03/2020	19/03/2020	04/03/2020	04/03/2020	04/03/2020	04/03/2020	
		Matrix Description	LQM S4UL Public Open Space (POS) Residential - 1% SOM									
		C4SL Public Open Space (POS) Residential										
Chem Group	ChemName	output unit	EQL									
	o-BHC (Lindane)	mg/kg	0.001	-	-	-	-	-	-	-	-	
	Heptachlor	mg/kg	0.003	-	-	-	-	-	-	-	-	
	Isodrin	mg/kg	0.002	-	-	-	-	-	-	-	-	
	Isoproturon	mg/kg	-	-	-	-	-	-	-	-	-	
	Linuron	mg/kg	-	-	-	-	-	-	-	-	-	
	Malathion	mg/kg	0.002	-	-	-	-	-	-	-	-	
	2-Methyl-4-chlorophenoxyacetic acid	mg/kg	-	-	-	-	-	-	-	-	-	
	2-Methyl-4-Chlorophenoxy Butanoic Acid	mg/kg	-	-	-	-	-	-	-	-	-	
	Mecoprop	mg/kg	-	-	-	-	-	-	-	-	-	
	Methoxychlor	mg/kg	0.005	-	-	-	-	-	-	-	-	
	Methyl carathion	mg/kg	0.01	-	-	-	-	-	-	-	-	
	Mevinphos (Phosdrin)	mg/kg	0.002	-	-	-	-	-	-	-	-	
	o,p-DDD	mg/kg	0.005	-	-	-	-	-	-	-	-	
	o,p'-DDE	mg/kg	0.002	-	-	-	-	-	-	-	-	
	o,p-Methoxychlor	mg/kg	0.05	-	-	-	-	-	-	-	-	
	Parathion	mg/kg	0.005	-	-	-	-	-	-	-	-	
	Pendimethalin	mg/kg	0.01	-	-	-	-	-	-	-	-	
	Permethrin	mg/kg	0.05	-	-	-	-	-	-	-	-	
	Permethrin II	mg/kg	0.003	-	-	-	-	-	-	-	-	
	Phorate	mg/kg	0.01	-	-	-	-	-	-	-	-	
	Priniphos-methyl	mg/kg	0.002	-	-	-	-	-	-	-	-	
	Priniphos-ethyl	mg/kg	0.002	-	-	-	-	-	-	-	-	
	Prometon	mg/kg	0.05	-	-	-	-	-	-	-	-	
	Prometryn	mg/kg	0.05	-	-	-	-	-	-	-	-	
	Pronamide	mg/kg	0.002	-	-	-	-	-	-	-	-	
	Propazine	mg/kg	0.05	-	-	-	-	-	-	-	-	
	Propiconazole	mg/kg	-	-	-	-	-	-	-	-	-	
	Propoxycarbazono-sodium	mg/kg	-	-	-	-	-	-	-	-	-	
	Simazine	mg/kg	0.05	-	-	-	-	-	-	-	-	
	Terbutryn	mg/kg	0.05	-	-	-	-	-	-	-	-	
	Terbutylazine	mg/kg	0.05	-	-	-	-	-	-	-	-	
	Phoxalone	mg/kg	0.005	-	-	-	-	-	-	-	-	
	Phosphamidon	mg/kg	0.005	-	-	-	-	-	-	-	-	
	Triadimefon	mg/kg	0.002	-	-	-	-	-	-	-	-	
	Triallate	mg/kg	0.002	-	-	-	-	-	-	-	-	
	Triclopor	mg/kg	0.1	-	-	-	-	-	-	-	-	
	Triclosan	mg/kg	-	-	-	-	-	-	-	-	-	
	Trifluralin	mg/kg	0.01	-	-	-	-	-	-	-	-	
	Tebuconazole	mg/kg	-	-	-	-	-	-	-	-	-	
	Telodrin	mg/kg	0.05	-	-	-	-	-	-	-	-	
	Triazophos	mg/kg	0.003	-	-	-	-	-	-	-	-	
SVOC TIC	SVOC TICs - Detect	Detect	-	-	-	-	-	-	-	-	-	
	Anthraquinone 9,10-	mg/kg	-	-	-	-	-	-	-	-	-	
	SVOC Tentatively Identified Compounds	mg/kg	0.1	-	-	-	-	-	-	-	-	
	Aniline	mg/kg	0.3	-	-	-	-	-	-	-	-	
VOC TIC	VOC TICs - Detect	Detect	-	-	-	-	-	-	-	-	-	
	VOC Tentatively Identified Compounds	mg/kg	0.05	-	-	-	-	-	-	-	-	
	Freon 113	mg/kg	0.005	-	-	-	-	-	-	-	-	
Other	Temperature	°C	-	-	-	-	-	-	-	-	-	
	Conductivity @ 20°C	µS/cm	14	-	-	-	-	-	-	-	-	
	% Stones >4mm	%	19	63.4	81.1	0	0	0	0	34.5	25.1	
	Fraction of non-crushable material	%	0	0	0	0	0	0	0	0	0	
	Moisture Content (dried @35°C)	%	-	-	-	-	-	-	-	-	-	
	Moisture Content 105C	%	0.1	25	32.3	45.4	35.7	21.2	28.8	31.1	38.3	
	pH (Lab)	pH Units	1	7.5	7.5	7.6	8.6	8.3	8.7	8.9	7.1	
	Stone Content	%	0.1	4.3	9.1	3.9	0	0	6.6	0	8.2	
	Total Organic Carbon	%	0.02	21.7	24.4	>25	4.65	1.47	0.41	0.7	8.8	

**Env Stds Comments**  
 #1:GAC is only presented as speciated chromium. 7.7mg/kg is used for hexavalent. If hexavalent chromium (CVI) data is available, a value of 1,500mg/kg r  
 #2:C4SL for lead adopted  
 #3:GAC only presented as speciated mercury. 16mg/kg is used for elemental mercury. If the CSM indicates that elemental mercury is not a CoC and mercury  
 #4:Updated S4UL for nickel  
 #5:S4UL exceeds solubility saturation limit  
 #6:Criteria derived for Al<sup>3</sup>-C16-C35 split between Al<sup>3</sup>-C16-21 & Al<sup>3</sup>-C21-35. Requires summation of fractions to use Al<sup>3</sup>-C16-C35 criteria.  
 #7:Criteria presented is for p-xylene. A separate value is presented for o-xylene.  
 #8:S4UL based on a threshold protective of direct skin contact with phenol

**Legend**

38.2	Results exceeds GAC.
<50	Results MDL is greater than GAC.
NAD	No asbestos detected.
-	Determinand has not been tested for.

**Notes**  
 A range is given where a determinand has been analysed for by more than one method.

Chem Group	ChemName	output unit	EQL	Field ID	Location Code	OH06008-X-30-50-ES-200310	OH06008-X-30-50-ES-200310	OH06008-X-33-60-ES-200312	OH06008-X-4-80-ES-200304	OH06008-X-5-50-ES-200304	OH06008-X-6-50-ES-200304	OH07006-X-0-10-ES-191002	OH07006-X-1-00-ES-191002	OH07006-X-1-90-ES-191003
						OH06008	OH06008	OH06008	OH06008	OH06008	OH06008	OH07006	OH07006	OH07006
						Sample Depth	Range	33.6	4.6	5.5	6.5	0.1	1	1.9
				Sampled Date Time	10/03/2020	10/03/2020	12/03/2020	04/03/2020	04/03/2020	04/03/2020	02/10/2019	02/10/2019	03/10/2019	
				Matrix Description										
				C4SUL Public Open Space (POS) Residential	LOM S4UL Public Open Space (POS) Residential - 1% SOM									
Chem Group	ChemName	output unit	EQL											
Anthrax	Detection of Anthrax (Bacillus Anthracis)	Not Isolated	-											
Metals	Antimony	mg/kg	0.1						26.9	1.6	0.7	2.93	1.16	1.46
	Arsenic	mg/kg	0.3	79	79	3.1	5.5	2.5	33	17.2	19.5	7.87	7.94	7.72
	Boron	mg/kg	0.5	21000	0.6	0.6	0.6	11.4	13.9	10.6	1.89	2.26	2.16	
	Cadmium	mg/kg	0.02	220	120	0.2	0.19	0.27	3.14	0.15	<0.1	0.82	0.207	0.192
	Chromium (hexavalent)	mg/kg	0.1	21	7.7	<0.1	<0.1	<0.1	<0.1	<0.1	<0.1	0.6	<0.6	<0.6
	Chromium	mg/kg	0.5	21	7.7	52	73	3	109.1	59.7	50.1	19.2	28	26.5
	Cobalt	mg/kg	0.1											
	Copper	mg/kg	0.5		12000	4.3	5	1.8	1058	77.5	51	28.1	27.4	25.7
	Lead	mg/kg	0.5	630	630 <sup>2</sup>	2	2.2	1.8	2187	79.5	78.2	16.9	15.4	14.6
	Mercury	mg/kg	0.1		3	<0.1	<0.1	<0.1	7.52	0.45	0.36	<0.14	<0.14	<0.14
	Molybdenum	mg/kg	0.1						9.2	2.7	1.6	0.258	0.594	0.573
	Nickel	mg/kg	0.2		230 <sup>2</sup>	11.5	15.3	16.8	77.4	32.4	33.5	29.3	34	31.4
	Selenium	mg/kg	0.5		1100	<0.5	<0.5	<0.5	<0.5	<0.5	<0.5	<1	1.14	<1
	Vanadium	mg/kg	0.2		2000				51.6	54.1	69	44.7	44.7	41.5
	Zinc	mg/kg	1.9		81000	19	21.5	15.3	3208	3208	195.3	201.9	198	195.3
Asbestos	Anthophyllite	Detect	-											
	Asbestos Containing Material	Detect	-											
	Asbestos Analysis Comments	-	-											
	Asbestos PCOM Quantification	%	0.001											
	Asbestos Quantification Total	%	0.001											
	Asbestos: Actinolite	Detect	-											
	Additional Asbestos Components (Using TM048)	Comment	-											
	Crocidolite Asbestos	Detect	-											
	Asbestos Gravimetric Quantification	%	0.001											
	Asbestos ID (Stage 1)	Detect	-		NAD	NAD	NAD	NAD	NAD	NAD	NAD	NAD	NAD	NAD
	Chrysotile Asbestos	Detect	-											
	Amosite Asbestos	Detect	-											
	Non-Asbestos Fibre	Detect	-											
	Tremolite	Detect	-											
Inorganics	Ammoniacal Nitrogen as N	mg/kg	12											
	Cyanide (Free)	mg/kg	0.5			<0.5	<0.5	<0.5	<0.5	<0.5	<0.5	<1	<1	<1
	Cyanide Total	mg/kg	0.5			<0.5	<0.5	<0.5	8	<0.5	<0.5	<1	<1	<1
	Cyanides-complex	mg/kg	1									<1	<1	<1
	Phosphates	mg/kg	4					47.8				<1	<1	<1
PAH	Coronene	mg/kg	0.3											
	Naphthalene	mg/kg	0.005	4900	<0.08	<0.08	<0.08	<0.08	<0.08	<0.08	<0.08	<0.009	<0.009	<0.009
	Acenaphthene	mg/kg	0.008	15000	<0.08	<0.08	<0.08	<0.08	<0.08	<0.08	<0.08	<0.008	<0.008	<0.008
	Acenaphthylene	mg/kg	0.012	15000	<0.08	<0.08	<0.08	<0.08	<0.08	<0.08	<0.08	<0.012	<0.012	<0.012
	Fluoranthene	mg/kg	0.017	3100	<0.08	<0.08	<0.08	<0.08	1.29	0.11	<0.08	<0.017	<0.017	<0.017
	Anthracene	mg/kg	0.016	74000	<0.08	<0.08	<0.08	<0.08	0.08	<0.08	<0.08	<0.016	<0.016	<0.016
	Phenanthrene	mg/kg	0.015	3100	<0.08	<0.08	<0.08	<0.08	0.27	<0.08	<0.08	<0.015	<0.015	<0.015
	Fluorene	mg/kg	0.01	9000	<0.08	<0.08	<0.08	<0.08	<0.08	<0.08	<0.08	<0.01	<0.01	<0.01
	Chrysene	mg/kg	0.01	57	<0.08	<0.08	<0.08	<0.08	0.86	<0.08	<0.08	<0.01	<0.01	<0.01
	Pyrene	mg/kg	0.015	7400	<0.08	<0.08	<0.08	<0.08	1.09	0.09	<0.08	<0.015	<0.015	<0.015
	Benzo(a)anthracene	mg/kg	0.014	29	<0.08	<0.08	<0.08	<0.08	0.62	<0.08	<0.08	<0.014	<0.014	<0.014
	Benzo(b)fluoranthene	mg/kg	0.015	7.1	<0.08	<0.08	<0.08	<0.08	0.86	<0.08	<0.08	<0.015	<0.015	<0.015
	Benzo(k)fluoranthene	mg/kg	0.014	190	<0.08	<0.08	<0.08	<0.08	0.32	<0.08	<0.08	<0.014	<0.014	<0.014
	Benzo(a)pyrene	mg/kg	0.015	5.7	<0.08	<0.08	<0.08	<0.08	0.35	<0.08	<0.08	<0.015	<0.015	<0.015
	Dibenz(a,h)anthracene	mg/kg	0.023	0.57	<0.08	<0.08	<0.08	<0.08	0.08	<0.08	<0.08	<0.023	<0.023	<0.023
	Benzo(g,h,i)perylene	mg/kg	0.024	640	<0.08	<0.08	<0.08	<0.08	0.33	<0.08	<0.08	<0.024	<0.024	<0.024
	Indeno(1,2,3-c,d)pyrene	mg/kg	0.018	82	<0.08	<0.08	<0.08	<0.08	0.34	<0.08	<0.08	<0.018	<0.018	<0.018
	PAH 16 Total	mg/kg	0.118		<1.28	<1.28	<1.28	<1.28	<6.81	<1.32	<1.28	<0.118	<0.118	<0.118
TPH CWG	>C6-C8 Aliphatics	mg/kg	0.01	600000 <sup>25</sup>					<0.2	<0.2	<0.2	<0.1	<0.1	<0.1
	>C6-C7 Aliphatics	mg/kg	0.2											
	>C6-C8 Aliphatics	mg/kg	0.01	600000					<0.2	<0.2	<0.2	<0.1	<0.1	0.0193
	>C10-C44 Aliphatics	mg/kg	5									<5	<5	<5
	>C7-C8 Aliphatics	mg/kg	0.2						<0.2	<0.2	<0.2	<0.2	<0.2	<0.2
	>C10-C44 Aliphatics/Aromatics	mg/kg	10									<10	<10	<10
	>C8-C10 Aliphatics	mg/kg	0.01	13000					<0.2	<0.2	<0.2	<0.01	<0.01	0.0442
	>C10-C12 Aliphatics	mg/kg	0.01	13000					<4	<4	<4	<1	<1	<1
	>C12-C16 Aliphatics	mg/kg	0.1	19000					5.43	6.44	<1	<1	<1	<1
	>C16-C21 Aliphatics	mg/kg	0.1	125000 <sup>26</sup>					20.5	4.09	<1	<1	<1	<1
	>C21-C35 Aliphatics	mg/kg	0.1	125000 <sup>26</sup>					133	11.5	<1	<1	<1	<1
	>C35-C44 Aliphatics	mg/kg	0.1	250000							<1	<1	<1	<1
	>C5-C10 Aliphatics	mg/kg	0.05									<0.05	<0.05	0.0635
	>C8-C40 Aliphatics	mg/kg	20						169	23.7	45.1			
	Total Aliphatics >C12-C44	mg/kg	0.1											
	>E5-E10 Aromatics	mg/kg	0.05									<0.05	<0.05	<0.05
	>E5-E7 Aromatics	mg/kg	0.01	56000					<0.01	<0.01	<0.01	<0.01	<0.01	<0.01
	>E6-E7 Aromatics	mg/kg	0.01									<0.01	<0.01	<0.01
	>E7-E8 Aromatics	mg/kg	0.01	56000					<0.01	<0.01	<0.01	<0.01	<0.01	<0.01
	>E8-E10 Aromatics	mg/kg	0.01	5000					<4	<4	<4	<0.01	<0.01	0.0304
	>E10-E12 Aromatics	mg/kg	0.01	5000					<4	<4	<4	<1	<1	<1
	>E8-E10 Aromatics	mg/kg	20						216	42.6	67.6			
	>E10-E14 Aromatics	mg/kg	5									<5	<5	<5
	>E12-E16 Aromatics	mg/kg	0.1	5100					<4	<4	<4	<1	<1	<1
	>E16-E21 Aromatics	mg/kg	0.1	3800					17.5	<4	<4	<1	<1	<1
	>E21-E35 Aromatics	mg/kg	0.1	3800					170	30.6	30.7	1.84	1.29	<1
	>E35-E44 Aromatics	mg/kg	0.1	3800								<1	<1	<1
	>E40-E44 Aromatics	mg/kg	0.1									<1	<1	<1
	>E12-E14 Aromatics	mg/kg	0.1									<1	<1	<1
	TPH Aliphatics & Aromatics >C5-44	mg/kg	0.1									<10	<10	<10

Chem Group	ChemName	output unit	EQL	Field ID	OH06008-X-30.50-ES-200310	OH06008-X-30.50-ES98-200310	OH06008-X-33.60-ES-200312	OH06008-X-4.80-ES-200304	OH06008-X-5.50-ES-200304	OH06008-X-6.50-ES-200304	OH07006-X-0.10-ES-191002	OH07006-X-1.00-ES-191002	OH07006-X-1.90-ES-191003	
				Location Code	OH06008	OH06008	OH06008	OH06008	OH06008	OH06008	OH07006	OH07006	OH07006	OH07006
				Sample Depth Range	30.5	30.5	33.6	4.6	5.5	6.5	0.1	1	1.9	
				Sampled Date Time	10/03/2020	10/03/2020	12/03/2020	04/03/2020	04/03/2020	04/03/2020	02/10/2019	02/10/2019	03/10/2019	
				Matrix Description	LQM S4UL Public Open Space (POS) Residential - 1% SOM									
				C4SL Public Open Space (POS) Residential										
TPH	>C6-C8	mg/kg	0.02	-	-	-	-	<0.2	<0.2	<0.2	-	-	-	
	>C6-C7	mg/kg	0.02	-	-	-	-	<0.2	<0.2	<0.2	-	-	-	
	>C7-C8	mg/kg	0.02	-	-	-	-	<0.2	<0.2	<0.2	-	-	-	
	>C6-C9	mg/kg	0.2	<0.2	<0.2	<0.2	2.26	<0.2	<0.2	<0.2	-	-	-	
	>C8-C10	mg/kg	0.02	<0.2	<0.2	<0.2	-	-	-	-	-	-	-	
	>C10-C12	mg/kg	0.02	<0.2	<0.2	<0.2	-	-	-	-	-	-	-	
	>C12-C16	mg/kg	2	<0.2	<0.2	<0.2	-	-	-	-	-	-	-	
	>C16-C21	mg/kg	2	<0.2	<0.2	<0.2	-	-	-	-	-	-	-	
	>C21-C28	mg/kg	35	-	-	-	-	-	-	-	-	-	-	
	>C21-C35	mg/kg	4.38	6.4	5.45	6.28	-	-	-	-	-	-	-	
	>C28-C35	mg/kg	35	-	-	-	-	-	-	-	-	-	-	
	>C31-C40	mg/kg	10	<10	<10	<10	-	-	-	-	-	-	-	
	>C35-C40	mg/kg	35	-	-	-	-	-	-	-	-	-	-	
	GRO >C5-10	mg/kg	0.02	-	-	-	-	-	-	-	<0.02	<0.02	0.0635	
	TPH >C8-C40	mg/kg	10	<10.2	<10.2	<11.5	-	-	-	-	-	-	-	
	EPH >C5-40	mg/kg	35	-	-	-	-	-	-	-	-	-	-	
	EPH >C10-40	mg/kg	35	-	-	-	-	-	-	-	-	-	-	
GRO	mg/kg	0.2	-	-	-	<0.2	<0.2	<0.2	<0.2	-	-	-		
GRO >C5-12	mg/kg	0.1	-	-	-	-	-	-	-	-	-	-		
TPH by GC/ED (AR)	mg/kg	10	<10	<10	11.3	-	-	-	-	-	-	-		
BTEX and MTBE	Benzene	mg/kg	0.001	140	72	-	-	<0.001	<0.001	<0.001	<0.009	<0.18	<0.009	
	Toluene	mg/kg	0.005	-	56000	-	-	<0.005	<0.005	<0.005	<0.007	<0.14	<0.007	
	Ethylbenzene	mg/kg	0.002	-	24000	-	-	<0.001	<0.01	<0.01	<0.004	<0.08	<0.004	
	Xylene (m & o)	mg/kg	0.004	-	41000	-	-	<0.004	<0.004	<0.004	<0.01	<0.2	<0.01	
	Xylene (o)	mg/kg	0.002	-	-	-	-	<0.002	<0.002	<0.002	<0.02	<0.2	<0.01	
	Xylene Total	mg/kg	0.02	-	-	-	-	<0.03	<0.03	<0.03	<0.02	<0.4	<0.02	
	MTBE	mg/kg	0.001	-	-	-	-	-	-	-	<0.01	<0.2	<0.01	
	Total BTEX	mg/kg	0.04	-	-	-	-	-	-	-	<0.04	<0.8	<0.04	
	VOC	Styrene	mg/kg	0.001	-	-	-	-	-	-	-	<0.01	<0.2	<0.01
		cis-1,3-dichloroethene	mg/kg	0.001	-	-	-	-	-	-	-	<0.01	<0.2	<0.01
trans-1,3-dichloroethene		mg/kg	0.001	-	-	-	-	-	-	-	<0.01	<0.2	<0.01	
1,1,1,2-tetrachloroethane		mg/kg	0.001	1400	-	-	-	-	-	-	<0.01	<0.2	<0.01	
1,1,1-trichloroethane		mg/kg	0.001	140000	-	-	-	-	-	-	<0.007	<0.14	<0.007	
1,1,2,2-tetrachloroethane		mg/kg	0.001	1400	-	-	-	-	-	-	<0.01	<0.2	<0.01	
1,1,2-trichloroethane		mg/kg	0.001	-	-	-	-	-	-	-	<0.01	<0.2	<0.01	
1,1-dichloroethane		mg/kg	0.001	-	-	-	-	-	-	-	<0.008	<0.16	<0.008	
1,1-dichloroethene		mg/kg	0.001	-	-	-	-	-	-	-	<0.01	<0.2	<0.01	
1,1-dichloropropane		mg/kg	0.001	-	-	-	-	-	-	-	<0.01	<0.2	<0.01	
1,2,3-trichloropropane		mg/kg	0.001	-	-	-	-	-	-	-	<0.016	<0.32	<0.016	
1,2,4-trimethylbenzene		mg/kg	0.001	-	-	-	-	-	-	-	<0.009	<0.18	<0.009	
1,2-dibromo-3-chloropropane		mg/kg	0.001	-	-	-	-	-	-	-	<0.014	<0.28	<0.014	
1,2-dibromoethane		mg/kg	0.001	-	-	-	-	-	-	-	<0.01	<0.2	<0.01	
1,2-dichloroethane		mg/kg	0.001	29	-	-	-	-	-	-	<0.005	<0.1	<0.005	
1,2-dichloropropane		mg/kg	0.001	-	-	-	-	-	-	-	<0.01	<0.2	<0.01	
1,3,5-trimethylbenzene		mg/kg	0.001	-	-	-	-	-	-	-	<0.008	<0.16	<0.008	
1,3-dichloropropane		mg/kg	0.001	-	-	-	-	-	-	-	<0.007	<0.14	<0.007	
2,2-dichloropropane		mg/kg	0.001	-	-	-	-	-	-	-	<0.01	<0.2	<0.01	
2-chlorotoluene		mg/kg	0.001	-	-	-	-	-	-	-	<0.009	<0.18	<0.009	
4-chlorotoluene		mg/kg	0.001	-	-	-	-	-	-	-	<0.01	<0.2	<0.01	
Bromobenzene		mg/kg	0.001	-	-	-	-	-	-	-	<0.01	<0.2	<0.01	
Bromochloromethane		mg/kg	0.001	-	-	-	-	-	-	-	<0.01	<0.2	<0.01	
Bromodichloromethane		mg/kg	0.001	-	-	-	-	-	-	-	<0.007	<0.14	<0.007	
Bromoform		mg/kg	0.001	-	-	-	-	-	-	-	<0.01	<0.2	<0.01	
Bromomethane		mg/kg	0.001	-	-	-	-	-	-	-	<0.01	<0.2	<0.01	
Carbon disulfide		mg/kg	0.007	11000	-	-	-	-	-	-	<0.007	<0.14	0.0152	
Carbon tetrachloride		mg/kg	0.001	890	-	-	-	-	-	-	<0.01	<0.2	<0.01	
Chlorodibromomethane		mg/kg	0.001	-	-	-	-	-	-	-	<0.01	<0.2	<0.01	
Chloroethane		mg/kg	0.002	-	-	-	-	-	-	-	<0.01	<0.2	<0.01	
Chloroform		mg/kg	0.001	2500	-	-	-	-	-	-	<0.008	<0.16	<0.008	
Chloromethane		mg/kg	0.003	-	-	-	-	-	-	-	<0.007	<0.14	<0.007	
cis-1,2-dichloroethene		mg/kg	0.005	-	-	-	-	-	-	-	<0.006	<0.12	<0.006	
Dibromomethane		mg/kg	0.001	-	-	-	-	-	-	-	<0.009	<0.18	<0.009	
Dichlorodifluoromethane		mg/kg	0.001	-	-	-	-	-	-	-	<0.006	<0.12	<0.006	
Dichloromethane	mg/kg	0.01	-	-	-	-	-	-	-	<0.01	<0.2	<0.01		
Isopropylbenzene	mg/kg	0.001	-	-	-	-	-	-	-	<0.005	<0.1	<0.005		
n-butylbenzene	mg/kg	0.001	-	-	-	-	-	-	-	<0.011	<0.22	<0.011		
n-propylbenzene	mg/kg	0.001	-	-	-	-	-	-	-	<0.01	<0.2	<0.01		
p-isocrotyltoluene	mg/kg	0.001	-	-	-	-	-	-	-	<0.01	<0.2	<0.01		
sec-butylbenzene	mg/kg	0.001	-	-	-	-	-	-	-	<0.01	<0.2	<0.01		
Trichloroethene	mg/kg	0.001	120	-	-	-	-	<0.009	<0.009	<0.009	<0.18	<0.009		
tert-butylbenzene	mg/kg	0.001	-	-	-	-	-	<0.014	<0.014	<0.014	<0.28	<0.014		
Tetrachloroethene	mg/kg	0.003	1400	-	-	-	-	-	-	<0.005	<0.1	<0.005		
trans-1,2-dichloroethene	mg/kg	0.001	-	-	-	-	-	-	-	<0.01	<0.2	<0.01		
Trichlorofluoromethane	mg/kg	0.001	-	-	-	-	-	-	-	<0.006	<0.12	<0.006		
Vinyl chloride	mg/kg	0.001	3.5	-	-	-	-	-	-	<0.006	<0.12	<0.006		
tert-Amyl methyl ether	mg/kg	0.01	-	-	-	-	-	-	-	<0.01	<0.2	<0.01		
1,2,3-trichlorobenzene	mg/kg	0.001	1800	-	-	-	<0.001	<0.001	<0.001	<0.02	<0.4	<0.02		
1,2,4-trichlorobenzene	mg/kg	0.003	19000	-	-	-	-	-	-	<0.01	<0.1	<0.02		
1,2-dichlorobenzene	mg/kg	0.001	90000	-	-	-	-	-	-	<0.01	<0.1	<0.01		
1,3,5-Trichlorobenzene	mg/kg	0.001	1700	-	-	-	<0.001	<0.001	<0.001	<0.008	<0.1	<0.008		
1,3-dichlorobenzene	mg/kg	0.001	300	-	-	-	-	-	-	<0.008	<0.1	<0.008		
1,4-dichlorobenzene	mg/kg	0.001	17000	-	-	-	-	-	-	<0.005	<0.1	<0.005		
Chlorobenzene	mg/kg	0.001	11000	-	-	-	-	-	-	<0.005	<0.1	<0.005		
Hexachlorobutadiene	mg/kg	0.002	25	-	-	-	-	-	-	<0.02	<0.1	<0.02		





		Field ID	OH06008-X-30.50-ES-200310	OH06008-X-30.50-ES98-200310	OH06008-X-33.60-ES-200312	OH06008-X-4.00-ES-200304	OH06008-X-5.50-ES-200304	OH06008-X-6.50-ES-200304	OH07006-X-0.10-ES-191002	OH07006-X-1.00-ES-191002	OH07006-X-1.90-ES-191003	
		Location Code	OH06008	OH06008	OH06008	OH06008	OH06008	OH06008	OH07006	OH07006	OH07006	
		Sample Depth Range	30.5	30.5	33.6	4.6	5.5	6.5	0.1	1	1.9	
		Sampled Date Time	10/03/2020	10/03/2020	12/03/2020	04/03/2020	04/03/2020	04/03/2020	02/10/2019	02/10/2019	03/10/2019	
		Matrix Description	LQM S4UL Public Open Space (POS) Residential - 1% SOM									
		C4SL Public Open Space (POS) Residential										
Chem Group	ChemName	output unit	EQI									
	g-BHC (Lindane)	mg/kg	0.001	-	-	-	-	-	-	-	-	
	Heptachlor	mg/kg	0.003	-	-	-	<0.001	-	-	-	-	
	Isodrin	mg/kg	0.002	-	-	-	<0.003	-	-	-	-	
	Isoproturon	mg/kg	-	-	-	-	<0.002	-	-	-	-	
	Linuron	mg/kg	-	-	-	-	-	-	-	-	-	
	Malathion	mg/kg	0.002	-	-	-	-	<0.002	-	-	-	
	2-Methyl-4-chlorophenoxyacetic acid	mg/kg	-	-	-	-	-	-	-	-	-	
	2-Methyl-4-Chlorophenoxy Butanoic Acid	mg/kg	-	-	-	-	-	-	-	-	-	
	Mecoprop	mg/kg	-	-	-	-	-	-	-	-	-	
	Methoxychlor	mg/kg	0.005	-	-	-	-	<0.005	-	-	-	
	Methyl parathion	mg/kg	0.01	-	-	-	<0.01	-	-	-	-	
	Mevinphos (Phosdrin)	mg/kg	0.002	-	-	-	<0.002	-	-	-	-	
	o,p-DDD	mg/kg	0.005	-	-	-	<0.005	-	-	-	-	
	o,p'-DDE	mg/kg	0.002	-	-	-	<0.002	-	-	-	-	
	o,p-Methoxychlor	mg/kg	0.05	-	-	-	-	-	-	-	-	
	Parathion	mg/kg	0.005	-	-	-	<0.005	-	-	-	-	
	Pendimethalin	mg/kg	0.01	-	-	-	<0.01	-	-	-	-	
	Permethrin	mg/kg	0.05	-	-	-	-	-	-	-	-	
	Permethrin II	mg/kg	0.003	-	-	-	<0.003	-	-	-	-	
	Phorate	mg/kg	0.01	-	-	-	<0.01	-	-	-	-	
	Priniphos-methyl	mg/kg	0.002	-	-	-	<0.002	-	-	-	-	
	Priniphos-ethyl	mg/kg	0.002	-	-	-	<0.002	-	-	-	-	
	Prometon	mg/kg	0.05	-	-	-	-	-	-	-	-	
	Prometryn	mg/kg	0.05	-	-	-	-	-	-	-	-	
	Pronamide	mg/kg	0.002	-	-	-	<0.002	-	-	-	-	
	Propazine	mg/kg	0.05	-	-	-	-	-	-	-	-	
	Propiconazole	mg/kg	-	-	-	-	-	-	-	-	-	
	Propoxycarbazono-sodium	mg/kg	-	-	-	-	-	-	-	-	-	
	Simazine	mg/kg	0.05	-	-	-	-	-	-	-	-	
	Terbutryn	mg/kg	0.05	-	-	-	-	-	-	-	-	
	Terbutylazine	mg/kg	0.05	-	-	-	-	-	-	-	-	
	Phosalone	mg/kg	0.005	-	-	-	<0.005	-	-	-	-	
	Phosphamidon	mg/kg	0.005	-	-	-	<0.005	-	-	-	-	
	Triadimefon	mg/kg	0.002	-	-	-	<0.002	-	-	-	-	
	Triallate	mg/kg	0.002	-	-	-	<0.002	-	-	-	-	
	Triclopyr	mg/kg	0.1	-	-	-	<0.1	-	-	-	-	
	Tricosan	mg/kg	-	-	-	-	-	-	-	-	-	
	Trifluralin	mg/kg	0.01	-	-	-	<0.01	-	-	-	-	
	Tebuconazole	mg/kg	-	-	-	-	-	-	-	-	-	
	Telodrin	mg/kg	0.05	-	-	-	-	-	-	-	-	
	Triazophos	mg/kg	0.003	-	-	-	<0.003	-	-	-	-	
SVOC TIC	SVOC TICs - Detect	Detect	-	-	-	-	-	-	0	0	0	
	Anthraquinone 9,10-	mg/kg	-	-	-	-	-	-	-	-	-	
	SVOC Tentatively Identified Compounds	mg/kg	0.1	-	-	-	-	-	<1	<1	<1	
	Aniline	mg/kg	0.3	-	-	-	-	-	-	-	-	
VOC TIC	VOC TICs - Detect	Detect	-	-	-	-	-	-	-	-	0	
	VOC Tentatively Identified Compounds	mg/kg	0.05	-	-	-	-	-	-	-	<0.05	
	Freon 113	mg/kg	0.005	-	-	-	-	-	-	-	-	
Other	Temperature	°C	-	-	-	-	-	-	17.1	18.8	14.6	
	Conductivity @ 20°C	µS/cm	14	-	-	-	-	-	2370 - 2390	4080 - 4290	741 - 933	
	% Stones <4mm	%	0	0	0	26.6	0	0	-	-	-	
	Fraction of non-crushable material	%	0	0	0	0	0	0	-	-	-	
	Moisture Content (dried @35°C)	%	-	-	-	-	-	-	-	-	-	
	Moisture Content 105C	%	0.1	24.8	22.1	23.3	59.4	47.2	38.1	19	28	
	pH (Lab)	pH Units	1	8.6	8.5	9	7.1	8	8.3	7.68 - 8.4	7.45 - 8.29	7.83 - 9.14
	Stone Content	%	0.1	0	0	5.7	0	0	-	-	-	
	Total Organic Carbon	%	0.02	0.21	0.2	0.25	20.5	3.61	1.87	0.562	0.534	0.558

**Env Stds Comments**  
 #1:GAC is only presented as speciated chromium. 7.7mg/kg is used for hexavalent. If hexavalent chromium (CVI) data is available, a value of 1,500mg/kg r  
 #2:C4SL for lead adopted  
 #3:GAC only presented as speciated mercury. 16mg/kg is used for elemental mercury. If the CSM indicates that elemental mercury is not a CoC and mercury  
 #4:Updated S4UL for nickel  
 #5:S4UL exceeds solubility saturation limit  
 #6:Criteria derived for Al<sup>i</sup>-C16-C35 split between Al<sup>i</sup>-C16-21 & Al<sup>i</sup>-C21-35. Requires summation of fractions to use Al<sup>i</sup>-C16-C35 criteria.  
 #7:Criteria presented is for p-xylene. A separate value is presented for o-xylene.  
 #8:S4UL based on a threshold protective of direct skin contact with phenyl

**Legend**

38.2	Results exceeds GAC.
<50	Results MDL is greater than GAC.
NAD	No asbestos detected.
-	Determinand has not been tested for.

**Notes**  
 A range is given where a determinand has been analysed for by more than one method.





Chem Group	ChemName	output unit	EQL	Field ID	OH70706-X-12.30-ES-191007	OH70706-X-2.80-ES-191003	OH70706-X-22.60-ES-191010	OH70706-X-28.00-ES-191011	OH70706-X-3.80-ES-191003	OH70706-X-4.40-ACM-191003	OH70706-X-4.70-ES-191003	OH70706-X-5.60-ES-191004	OH70706-X-6.50-ES-191004	
				Location Code	OH70706	OH70706	OH70706	OH70706	OH70706	OH70706	OH70706	OH70706	OH70706	OH70706
				Sample Depth Range	12.3	2.8	22.6	28	3.8	4.4	4.7	5.6	6.5	
				Sampled Date Time	07/10/2019	03/10/2019	10/10/2019	11/10/2019	03/10/2019	03/10/2019	03/10/2019	04/10/2019	04/10/2019	
				Matrix Description	LQM S4UL Public Open Space (POS) Residential - 1% SOM									
				C4SL Public Open Space (POS) Residential										
TPH	>C6-C6	mg/kg	0.02		<0.02	-	<0.02	<0.02	-	-	-	-	-	
	>C6-C7	mg/kg	0.02		<0.02	-	<0.02	<0.02	-	-	-	-	-	
	>C7-C8	mg/kg	0.02		<0.02	-	<0.02	<0.02	-	-	-	-	-	
	>C8-C8	mg/kg	0.2		-	-	-	-	-	-	-	-	-	
	>C8-C10	mg/kg	0.02		0.0234	-	<0.02	<0.02	-	-	-	-	-	
	>C10-C12	mg/kg	0.02		<35 - 0.0312	-	<0.02	<0.02	-	-	-	-	-	
	>C12-C16	mg/kg	2		<35	-	<35	<35	-	-	-	-	-	
	>C16-C21	mg/kg	2		41.2	-	<35	<35	-	-	-	-	-	
	>C21-C28	mg/kg	35		108	-	<35	71.6	-	-	-	-	-	
	>C21-C35	mg/kg	4.38		-	-	-	-	-	-	-	-	-	
	>C28-C35	mg/kg	35		135	-	<35	51.9	-	-	-	-	-	
	>C31-C40	mg/kg	10		-	-	-	-	-	-	-	-	-	
	>C35-C40	mg/kg	35		122	-	<35	<35	-	-	-	-	-	
	GRO >C5-10	mg/kg	0.02		-	<0.02	-	-	0.828	-	0.0912	0.711	<0.02	
	TPH >C8-C40	mg/kg	10		-	-	-	-	-	-	-	-	-	
EPH >C5-40	mg/kg	35		422	-	<35	149	-	-	-	-	-		
EPH >C10-40	mg/kg	35		422	-	<35	149	-	-	-	-	-		
GRO	mg/kg	0.2		-	-	-	-	-	-	-	-	-		
GRO >C5-12	mg/kg	0.1		<0.1	-	<0.1	<0.1	-	-	-	-	-		
TPH by GC/ED (AR)	mg/kg	10		-	-	-	-	-	-	-	-	-		
BTEX and MTBE	Benzene	mg/kg	0.001	140	72	<0.18	<0.009	<0.009	<0.009	<0.18	-	<0.18	<0.09	
	Toluene	mg/kg	0.005		56000	<0.14	<0.007	<0.007	<0.007	<0.14	-	<0.14	<0.07	
	Ethylbenzene	mg/kg	0.002		24000	<0.08	<0.004	<0.004	<0.004	<0.08	-	<0.08	<0.04	
	Xylene (m & o)	mg/kg	0.004		41000	<0.2	<0.01	<0.01	<0.01	<0.2	-	<0.2	<0.1	
	Xylene (o)	mg/kg	0.002			<0.2	<0.01	<0.01	<0.01	<0.2	-	<0.2	<0.1	
	Xylene Total	mg/kg	0.002			<0.2	<0.01	<0.01	<0.01	<0.4	-	<0.4	<0.2	
	MTBE	mg/kg	0.001			<0.2	<0.01	<0.01	<0.01	<0.2	-	<0.2	<0.1	
	Total BTEX	mg/kg	0.04			<0.6	<0.04	<0.04	<0.04	<0.8	-	<0.8	<0.4	
	VOC	Styrene	mg/kg	0.001			<0.01	-	-	<0.2	-	<0.2	<0.2	<0.1
		cis-1,3-dichloroethene	mg/kg	0.001			<0.01	-	-	<0.2	-	<0.2	<0.2	<0.1
trans-1,3-dichloroethene		mg/kg	0.001			<0.01	-	-	<0.2	-	<0.2	<0.2	<0.1	
1,1,1,2-tetrachloroethane		mg/kg	0.001	1400		<0.01	-	-	<0.2	-	<0.2	<0.2	<0.1	
1,1,1-trichloroethane		mg/kg	0.001	140000		<0.007	-	-	<0.14	-	<0.14	<0.14	<0.07	
1,1,2,2-tetrachloroethane		mg/kg	0.001	1400		<0.01	-	-	<0.2	-	<0.2	<0.2	<0.1	
1,1,2-trichloroethane		mg/kg	0.001			<0.01	-	-	<0.2	-	<0.2	<0.2	<0.1	
1,1-dichloroethane		mg/kg	0.001			<0.008	-	-	<0.16	-	<0.16	<0.16	<0.08	
1,1-dichloroethene		mg/kg	0.001			<0.01	-	-	<0.2	-	<0.2	<0.2	<0.1	
1,1-dichloropropane		mg/kg	0.001			<0.01	-	-	<0.2	-	<0.2	<0.2	<0.1	
1,2-3-trichloropropane		mg/kg	0.001			<0.018	-	-	<0.32	-	<0.32	<0.16	<0.08	
1,2,4-trimethylbenzene		mg/kg	0.001			<0.009	-	-	<0.18	-	<0.18	<0.18	<0.09	
1,2-dibromo-3-chloropropane		mg/kg	0.001			<0.014	-	-	<0.28	-	<0.28	<0.14	<0.07	
1,2-dibromoethane		mg/kg	0.001			<0.01	-	-	<0.2	-	<0.2	<0.2	<0.1	
1,2-dichloroethane		mg/kg	0.001	29		<0.005	-	-	<0.1	-	<0.1	<0.1	<0.05	
1,2-dichloroethene		mg/kg	0.001			<0.01	-	-	<0.2	-	<0.2	<0.2	<0.1	
1,3,5-trimethylbenzene		mg/kg	0.001			<0.008	-	-	<0.16	-	<0.16	<0.16	<0.08	
1,3-dichloropropane		mg/kg	0.001			<0.007	-	-	<0.14	-	<0.14	<0.14	<0.07	
2,2-dichloropropane		mg/kg	0.001			<0.01	-	-	<0.2	-	<0.2	<0.2	<0.1	
2-chlorotoluene		mg/kg	0.001			<0.009	-	-	<0.18	-	<0.18	<0.18	<0.09	
4-chlorotoluene		mg/kg	0.001			<0.01	-	-	<0.2	-	<0.2	<0.2	<0.1	
Bromobenzene		mg/kg	0.001			<0.01	-	-	<0.2	-	<0.2	<0.2	<0.1	
Bromochloromethane		mg/kg	0.001			<0.01	-	-	<0.2	-	<0.2	<0.2	<0.1	
Bromodichloromethane		mg/kg	0.001			<0.007	-	-	<0.14	-	<0.14	<0.14	<0.07	
Bromoform		mg/kg	0.001			<0.01	-	-	<0.2	-	<0.2	<0.2	<0.1	
Bromomethane		mg/kg	0.001			<0.01	-	-	<0.2	-	<0.2	<0.2	<0.1	
Carbon disulfide		mg/kg	0.007	11000		<0.007	-	-	<0.14	-	<0.14	<0.14	<0.07	
Carbon tetrachloride		mg/kg	0.001	890		<0.01	-	-	<0.2	-	<0.2	<0.2	<0.1	
Chlorodibromomethane		mg/kg	0.001			<0.01	-	-	<0.2	-	<0.2	<0.2	<0.1	
Chloroethane		mg/kg	0.002			<0.01	-	-	<0.2	-	<0.2	<0.2	<0.1	
Chloroform		mg/kg	0.001	2500		<0.008	-	-	<0.16	-	<0.16	<0.16	<0.08	
Chloromethane		mg/kg	0.003			<0.007	-	-	<0.14	-	<0.14	<0.14	<0.07	
cis-1,2-dichloroethene		mg/kg	0.005			<0.006	-	-	<0.12	-	<0.12	<0.12	<0.06	
Dibromomethane		mg/kg	0.001			<0.009	-	-	<0.18	-	<0.18	<0.18	<0.09	
Dichlorodifluoromethane		mg/kg	0.001			<0.006	-	-	<0.12	-	<0.12	<0.12	<0.06	
Dichloromethane		mg/kg	0.001			<0.01	-	-	<0.2	-	<0.2	<0.2	<0.1	
Isopropylbenzene		mg/kg	0.001			<0.005	-	-	<0.1	-	<0.1	<0.1	<0.05	
n-butylbenzene		mg/kg	0.001			<0.011	-	-	<0.22	-	<0.22	<0.22	<0.11	
n-propylbenzene		mg/kg	0.001			<0.01	-	-	<0.2	-	<0.2	<0.2	<0.1	
p-isocrotyltoluene		mg/kg	0.001			<0.01	-	-	<0.2	-	<0.2	<0.2	<0.1	
sec-butylbenzene		mg/kg	0.001			<0.01	-	-	<0.2	-	<0.2	<0.2	<0.1	
Trichloroethene		mg/kg	0.001	120		<0.009	-	-	<0.18	-	<0.18	<0.18	<0.09	
tert-butylbenzene		mg/kg	0.001			<0.014	-	-	<0.28	-	<0.28	<0.28	<0.14	
Tetrachloroethene		mg/kg	0.003	1400		<0.005	-	-	<0.1	-	<0.1	<0.1	<0.05	
trans-1,2-dichloroethene		mg/kg	0.001			<0.01	-	-	<0.2	-	<0.2	<0.2	<0.1	
Trichlorofluoromethane	mg/kg	0.001			<0.006	-	-	<0.12	-	<0.12	<0.12	<0.06		
Vinyl chloride	mg/kg	0.001	3.5		<0.006	-	-	<0.12	-	<0.12	<0.12	<0.06		
tert-Amyl methyl ether	mg/kg	0.01			<0.01	-	-	<0.2	-	<0.2	<0.2	<0.1		
1,2,3-trichlorobenzene	mg/kg	0.001	1800		<0.02	-	-	<0.4	-	<0.4	<0.4	<0.2		
1,2,4-trichlorobenzene	mg/kg	0.003	15000		<0.02	-	-	<0.2	-	<0.2	<0.2	<0.1		
1,2-dichlorobenzene	mg/kg	0.001	90000		<0.01	-	-	<0.2	-	<0.2	<0.2	<0.1		
1,3,5-Trichlorobenzene	mg/kg	0.001	1700		-	-	-	-	-	-	-	-		
1,3-dichlorobenzene	mg/kg	0.001	300		<0.008	-	-	<0.16	-	<0.16	<0.16	<0.08		
1,4-dichlorobenzene	mg/kg	0.001	17000		<0.005	-	-	<0.1	-	<0.1	<0.1	<0.05		
Chlorobenzene	mg/kg	0.001	11000		<0.005	-	-	<0.1	-	<0.1	<0.1	<0.1		
Hexachlorobutadiene	mg/kg	0.002	25		<0.02	-	-	<0.2	-	<0.2	<0.2	<0.1		



Chem Group	ChemName	output unit	EQL	Matrix Description										
				LQM S4UL Public Open Space (POS) Residential - 1% SOM										
				Field ID	Location Code	Sample Depth	Range	Sampled Date	Time	07/10/2019	03/10/2019	10/10/2019	11/10/2019	03/10/2019
Phenolics	Xenlenols	mg/kg	0.015		<0.015	<0.015	<0.015	<0.015	<0.015	<0.015	-	<0.015	<0.015	<0.015
	Phenol Index	mg/kg	0.5		-	-	-	-	-	-	-	-	-	-
	3-84-methylphenol	mg/kg	0.1		-	-	-	-	-	-	-	-	-	-
	Cresol Total	mg/kg	0.01		<0.01	<0.01	<0.01	<0.01	<0.01	<0.01	-	<0.01	<0.01	<0.01
Organotin	Phenol	mg/kg	0.01		<0.01	<0.01	<0.01	<0.01	<0.01	<0.01	-	<0.01	0.019	<0.01
	Phenols Monohydric	mg/kg	0.035		<0.035	<0.035	<0.035	<0.035	<0.035	<0.035	-	<0.035	<0.035	<0.035
	Dibutyltin	mg/kg			-	<0.02	-	-	<0.02	-	-	<0.02	<0.02	<0.02
	Monophenyltin	mg/kg			-	<0.02	-	-	<0.02	-	-	<0.02	<0.02	<0.02
	Diphenyltin	mg/kg			-	<0.02	-	-	<0.02	-	-	<0.02	<0.02	<0.02
	Monobutyltin	mg/kg			-	<0.15	-	-	<0.15	-	-	<0.15	<0.15	<0.15
	Tetrabutyltin	mg/kg			-	<0.02	-	-	<0.02	-	-	<0.02	<0.02	<0.02
	Tributyltin	mg/kg	0.001		-	<0.02	-	-	<0.02	-	-	<0.02	<0.02	<0.02
	Triphenyltin	mg/kg			-	<0.05	-	-	<0.05	-	-	<0.05	<0.05	<0.05
	Pesticides	Ethionphos	mg/kg	0.002		-	-	-	-	-	-	-	-	-
Hepachlor epoxide		mg/kg	0.002		-	-	-	-	-	-	-	-	-	-
Methachlorphos		mg/kg	0.002		-	-	-	-	-	-	-	-	-	-
Propetamphos		mg/kg	0.002		-	-	-	-	-	-	-	-	-	-
Simetryn		mg/kg	0.05		-	-	-	-	-	-	-	-	-	-
Sodium Acifluorfen		mg/kg			-	-	-	-	-	-	-	-	-	-
Tetrazene		mg/kg	0.003		-	-	-	-	-	-	-	-	-	-
2,4,5-TP (Silvex)		mg/kg			-	-	-	-	-	-	-	-	-	-
Hedonal		mg/kg			-	-	-	-	-	-	-	-	-	-
2,4-DDT		mg/kg	0.003		-	-	-	-	-	-	-	-	-	-
2,4-Dichloroac		mg/kg			-	-	-	-	-	-	-	-	-	-
4-(2,4-Dichlorophenoxy)butyric Acid (2,4-DB)		mg/kg			-	-	-	-	-	-	-	-	-	-
4,4-DDE		mg/kg	0.005		-	-	-	-	-	-	-	-	-	-
4-Chlorophenoxy acetic acid		mg/kg			-	-	-	-	-	-	-	-	-	-
a-BHC		mg/kg	0.002	24	-	-	-	-	-	-	-	-	-	-
Aldrin		mg/kg	0.002	18	-	-	-	-	-	-	-	-	-	-
Ametryn		mg/kg	0.05		-	-	-	-	-	-	-	-	-	-
Acetyl (hexnill)		mg/kg			-	-	-	-	-	-	-	-	-	-
Atrazin		mg/kg	0.05	1200	-	-	-	-	-	-	-	-	-	-
Atrazine		mg/kg	0.05		-	-	-	-	-	-	-	-	-	-
Azinophos methyl		mg/kg	0.005		-	-	-	-	-	-	-	-	-	-
b-BHC		mg/kg	0.002	8.1	-	-	-	-	-	-	-	-	-	-
Bentazone		mg/kg	0.1		-	-	-	-	-	-	-	-	-	-
Bromoxnill		mg/kg			-	-	-	-	-	-	-	-	-	-
Carbofenthoion		mg/kg	0.003		-	-	-	-	-	-	-	-	-	-
chlordan		mg/kg	0.002		-	-	-	-	-	-	-	-	-	-
Chlordane (cis)		mg/kg	0.002		-	-	-	-	-	-	-	-	-	-
Azinphos Ethyl		mg/kg	0.005		-	-	-	-	-	-	-	-	-	-
Chlordane (trans)		mg/kg	0.05		-	-	-	-	-	-	-	-	-	-
Chlorfenvinphos		mg/kg	0.003		-	-	-	-	-	-	-	-	-	-
Chlorotoluron		mg/kg			-	-	-	-	-	-	-	-	-	-
Chlorovifos		mg/kg	0.002		-	-	-	-	-	-	-	-	-	-
Chlorpyrifos-methyl		mg/kg	0.002		-	-	-	-	-	-	-	-	-	-
Cyanazine		mg/kg			-	-	-	-	-	-	-	-	-	-
d-BHC		mg/kg	0.002		-	-	-	-	-	-	-	-	-	-
DDD		mg/kg	0.005		-	-	-	-	-	-	-	-	-	-
DDT		mg/kg	0.005		-	-	-	-	-	-	-	-	-	-
Chlorothalonil		mg/kg	0.002		-	-	-	-	-	-	-	-	-	-
Diazinon		mg/kg	0.001		-	-	-	-	-	-	-	-	-	-
Dicamba		mg/kg			-	-	-	-	-	-	-	-	-	-
Dichlobenil		mg/kg	0.001		-	-	-	-	-	-	-	-	-	-
cis-Permethrin		mg/kg	0.003		-	-	-	-	-	-	-	-	-	-
Dichlorvos		mg/kg	0.002	16	-	-	-	-	-	-	-	-	-	-
Diclofop		mg/kg			-	-	-	-	-	-	-	-	-	-
Dieldrin		mg/kg	0.005	18	-	-	-	-	-	-	-	-	-	-
Dimethoate	mg/kg	0.003		-	-	-	-	-	-	-	-	-	-	
Dinoseb	mg/kg			-	-	-	-	-	-	-	-	-	-	
Diuron	mg/kg			-	-	-	-	-	-	-	-	-	-	
Endosulfan I	mg/kg	0.001	1200	-	-	-	-	-	-	-	-	-	-	
Endosulfan II	mg/kg	0.01		-	-	-	-	-	-	-	-	-	-	
Endosulfan sulphate	mg/kg	0.005		-	-	-	-	-	-	-	-	-	-	
Endrin	mg/kg	0.003		-	-	-	-	-	-	-	-	-	-	
Endrin ketone	mg/kg	0.03		-	-	-	-	-	-	-	-	-	-	
Ethion	mg/kg	0.003		-	-	-	-	-	-	-	-	-	-	
Fenitrothion	mg/kg	0.005		-	-	-	-	-	-	-	-	-	-	
Fenithion	mg/kg	0.01		-	-	-	-	-	-	-	-	-	-	
Fluroxypyr	mg/kg	0.1		-	-	-	-	-	-	-	-	-	-	

		Field ID	OH07006-X-12.30-ES-191007	OH07006-X-2.80-ES-191003	OH07006-X-22.60-ES-191010	OH07006-X-28.00-ES-191011	OH07006-X-3.80-ES-191003	OH07006-X-4.40-ACM-191003	OH07006-X-4.70-ES-191003	OH07006-X-5.60-ES-191004	OH07006-X-6.50-ES-191004	
		Location Code	OH07006	OH07006	OH07006	OH07006	OH07006	OH07006	OH07006	OH07006	OH07006	
		Sample Depth Range	12.3	2.8	22.6	28	3.8	4.4	4.7	5.6	6.5	
		Sample Date	07/10/2019	03/10/2019	10/10/2019	11/10/2019	03/10/2019	03/10/2019	03/10/2019	04/10/2019	04/10/2019	
		Matrix Description	LQM S4UL Public Open Space (POS) Residential - 1% SOM									
		C4SL Public Open Space (POS) Residential										
Chem Group	ChemName	output unit	EQL									
	o-BHC (Lindane)	mg/kg	0.001									
	Heptachlor	mg/kg	0.003	8.2								
	Isodrin	mg/kg	0.002									
	Isoproturon	mg/kg	-									
	Linuron	mg/kg	-									
	Malathion	mg/kg	0.002									
	2-Methyl-4-chlorophenoxyacetic acid	mg/kg	-									
	2-Methyl-4-Chlorophenoxy Butanoic Acid	mg/kg	-									
	Meconop	mg/kg	-									
	Methoxychlor	mg/kg	0.005									
	Methyl parathion	mg/kg	0.01									
	Mevinphos (Phosdrin)	mg/kg	0.002									
	o,p-DDD	mg/kg	0.005									
	o,p'-DDE	mg/kg	0.002									
	o,p'-Methoxychlor	mg/kg	0.05									
	Parathion	mg/kg	0.005									
	Pendimethalin	mg/kg	0.01									
	Permethrin	mg/kg	0.05									
	Permethrin II	mg/kg	0.003									
	Phorate	mg/kg	0.01									
	Pirimphos-methyl	mg/kg	0.002									
	Pirimphos-ethyl	mg/kg	0.002									
	Prometon	mg/kg	0.05									
	Prometryn	mg/kg	0.05									
	Pronamide	mg/kg	0.002									
	Propazine	mg/kg	0.05									
	Propiconazole	mg/kg	-									
	Propoxycarbazono-sodium	mg/kg	-									
	Simazine	mg/kg	0.05									
	Terbutryn	mg/kg	0.05									
	Terbutylazine	mg/kg	0.05									
	Phosalone	mg/kg	0.005									
	Phosphamidon	mg/kg	0.005									
	Triadimefon	mg/kg	0.002									
	Triallate	mg/kg	0.002									
	Triclopyr	mg/kg	0.1									
	Triclosan	mg/kg	-									
	Trifluralin	mg/kg	0.01									
	Tebuconazole	mg/kg	-									
	Telodrin	mg/kg	0.05									
	Triazophos	mg/kg	0.003									
SVOC TIC	SVOC TICs - Detect	Detect	-	-	-	-	0	-	0	0	0	
	Anthraquinone 9,10-	mg/kg	-	-	-	-	-	-	-	-	-	
	SVOC Tentatively Identified Compounds	mg/kg	0.1	<1	-	-	<2	-	<5	<5	<1	
	Aniline	mg/kg	0.3	-	-	-	-	-	-	-	-	
VOC TIC	VOC TICs - Detect	Detect	-	-	-	-	0	-	0	-	-	
	VOC Tentatively Identified Compounds	mg/kg	0.05	<0.05	-	-	<1	-	<1	-	-	
	Freon 113	mg/kg	0.005	-	-	-	-	-	-	-	-	
Other	Temperature	°C	17.5	18.2	17.3	16	18.2	-	18.3	18.2	17.5	
	Conductivity @ 20°C	µS/cm	14	-	-	-	-	-	-	-	-	
	% Stones >4mm	%	6620 - 7130	1340 - 1430	1190 - 1210	1650 - 1680	1320 - 1370	-	2710 - 2780	3550 - 3700	9100 - 9300	
	Fraction of non-crushable material	%	-	-	-	-	-	-	-	-	-	
	Moisture Content (dried @35°C)	%	74	19	11	23	13	-	34	23	23	
	Moisture Content 105°C	%	0.1	-	-	-	-	-	-	-	-	
	pH (Lab)	pH Units	1	7.38 - 8.21	10.1 - 10.8	8.31 - 8.97	8.32 - 8.68	7.81 - 8.59	7.54 - 8.02	7.24 - 7.84	7.95 - 8.46	
	Stone Content	%	0.1	-	-	-	-	-	-	-	-	
	Total Organic Carbon	%	0.02	43.9	0.419	<0.2	<0.2	8.19	-	14.4	20.1	

**Env Stds Comments**  
 #1:GAC is only presented as speciated chromium. 7.7mg/kg is used for hexavalent. If hexavalent chromium (CVI) data is available, a value of 1,500mg/kg r  
 #2:C4SL for lead adopted  
 #3:GAC only presented as speciated mercury. 16mg/kg is used for elemental mercury. If the CSM indicates that elemental mercury is not a CoC and mercury  
 #4:Updated S4UL for nickel  
 #5:S4UL exceeds solubility saturation limit  
 #6:Criteria derived for Al<sup>3</sup>-C16-C35 split between Al<sup>3</sup>-C16-21 & Al<sup>3</sup>-C21-35. Requires summation of fractions to use Al<sup>3</sup>-C16-C35 criteria.  
 #7:Criteria presented is for p-xylene. A separate value is presented for o-xylene.  
 #8:S4UL based on a threshold protective of direct skin contact with phenol

**Legend**

8.2	Results exceeds GAC.
<50	Results MDL is greater than GAC.
NAD	No asbestos detected.
-	Determinand has not been tested for.

**Notes**  
 A range is given where a determinand has been analysed for by more than one method.

Chem Group	ChemName	output unit	EQL	Matrix Description										
				C4SUL Public Open Space (POS) Residential - 1% SOM										
				Field ID	Location Code	OH07007-X-0.10-ES-191009	OH07007-X-0.80-ES-191009	OH07007-X-1.80-ES-191010	OH07007-X-2.80-ES-191010	OH07007-X-24.00-ES-191021	OH07007-X-29.00-ES-191022	OH07007-X-3.80-ES-191014	OH07007-X-4.80-ES-191014	OH07007-X-5.80-ES-191014
Sample Depth	Range	0.1	0.8	1.8	2.8	24	29	3.8	4.8	5.8				
Samoled Date Time				09/10/2019	09/10/2019	10/10/2019	10/10/2019	21/10/2019	22/10/2019	14/10/2019	14/10/2019	14/10/2019		
Chem Group	ChemName	output unit	EQL											
Anthrax	Detection of Anthrax (Bacillus Anthracis)	Not Isolated		-	-	-	-	-	-	-	-	-	-	
Metals	Antimony	mg/kg	0.1	<0.6	<0.6	1.27	1.33	-	-	-	<0.6	18.6	24	
	Arsenic	mg/kg	0.3	79	9.26	9.55	12.9	5.81	3.49	<0.6	9.62	47.5	58.5	
	Boron	mg/kg	0.5	21000	1.85	2.3	2.44	1.86	-	<1	2.45	7.82	15.9	
	Cadmium	mg/kg	0.02	220	0.254	0.116	0.138	<0.02	0.0674	0.0858	0.251	1.05	1.42	
	Chromium (hexavalent)	mg/kg	0.1	21	<0.6	<0.6	<0.6	<0.6	<0.6	<0.6	<0.6	<0.6	<0.6	
	Chromium	mg/kg	0.5	21	21	26.6	26.6	22.4	2.73	<0.9	27	235	12.4	
	Cobalt	mg/kg	0.1	-	-	-	-	-	-	-	-	-	-	
	Copper	mg/kg	0.5	12000	28.2	25.2	24.7	36.5	2.01	<1.4	27.7	384	591	
	Lead	mg/kg	0.5	630	14.4	12.9	17.3	19.6	2.84	<0.7	22	951	770	
	Mercury	mg/kg	0.1	3	<0.14	<0.14	<0.14	<0.14	<0.14	<0.14	<0.14	0.8	0.717	
	Molybdenum	mg/kg	0.1	-	0.367	0.28	0.396	0.197	-	-	0.575	11.9	12.6	
	Nickel	mg/kg	0.2	23000	34	34.2	31.5	39.3	4.4	2.88	31.4	76.5	94.6	
	Selenium	mg/kg	0.5	1100	<1	<1	<1	1.95	<1	<1	<1	<1	<1	
	Vanadium	mg/kg	0.2	2000	47.8	49.5	62.6	58.1	-	-	39.2	55.8	64.1	
	Zinc	mg/kg	1.9	81000	92.7	75.7	92.1	77.3	11.8	8.85	88.4	953	7130	
Asbestos	Anthophyllite	Detect		NAD	NAD	NAD	NAD	NAD	NAD	NAD	NAD	NAD	NAD	
	Asbestos Containing Material	Detect		-	-	-	-	-	-	-	-	-	-	
	Asbestos Analysis Comments			-	-	-	-	-	-	-	-	-	-	
	Asbestos PCOM Quantification	%	0.001	-	-	-	-	-	-	-	-	-	-	
	Asbestos Quantification Total	%	0.001	-	-	-	-	-	-	-	-	-	-	
	Asbestos: Actinolite	Detect		NAD	NAD	NAD	NAD	NAD	NAD	NAD	NAD	NAD	NAD	
	Additional Asbestos Components (Using TM048)	Comment		-	-	-	-	-	-	-	-	-	-	
	Crocidolite Asbestos	Detect		NAD	NAD	NAD	NAD	NAD	NAD	NAD	NAD	NAD	NAD	
	Asbestos Gravimetric Quantification	%	0.001	-	-	-	-	-	-	-	-	-	-	
	Asbestos ID (Stage 1)	Detect		NAD	NAD	NAD	NAD	NAD	NAD	NAD	NAD	Detected	Detected	
	Chrysotile Asbestos	Detect		NAD	NAD	NAD	NAD	NAD	NAD	NAD	NAD	Detected	Detected	
	Amosite Asbestos	Detect		NAD	NAD	NAD	NAD	NAD	NAD	NAD	NAD	NAD	NAD	
	Non-Asbestos Fibre	Detect		NAD	NAD	NAD	NAD	NAD	NAD	NAD	NAD	NAD	Detected	
	Tremolite	Detect		NAD	NAD	NAD	NAD	NAD	NAD	NAD	NAD	NAD	NAD	
Inorganics	Ammoniacal Nitrogen as N	mg/kg	12	-	-	-	-	-	-	-	-	-	-	
	Cyanide (Free)	mg/kg	0.5	<1	<1	<1	<1	<1	<1	<1	<1	<1	<1	
	Cyanide Total	mg/kg	0.5	<1	<1	<1	<1	<1	<1	1.68	<1	2.3	3.76	
	Cyanides-complex	mg/kg	1	<1	<1	<1	<1	<1	<1	1.68	2.26	3.76	3.76	
	Phosphorus	mg/kg	4	-	-	-	-	-	-	-	-	-	-	
PAH	Coronene	mg/kg	0.3	-	-	-	-	-	-	-	-	-	-	
	Naphthalene	mg/kg	0.005	4900	<0.009	<0.009	<0.009	<0.009	<0.009	0.0157	<0.009	0.119	0.0201	
	Acenaphthene	mg/kg	0.008	15000	<0.008	<0.008	<0.008	<0.008	<0.008	<0.008	<0.008	0.317	<0.008	
	Acenaphthylene	mg/kg	0.012	19000	<0.012	<0.012	<0.012	<0.012	<0.012	<0.012	<0.012	0.2	0.0439	
	Fluoranthene	mg/kg	0.017	3100	<0.017	0.0387	<0.017	<0.017	<0.017	<0.017	<0.017	6.51	0.808	
	Anthracene	mg/kg	0.016	74000	<0.016	<0.016	<0.016	<0.016	<0.016	<0.016	<0.016	1.36	0.0735	
	Phenanthrene	mg/kg	0.015	3100	<0.015	0.046	<0.015	<0.015	<0.015	<0.015	<0.015	5.87	0.282	
	Fluorene	mg/kg	0.01	9900	<0.01	<0.01	<0.01	<0.01	<0.01	<0.01	<0.01	0.437	0.0192	
	Chrysene	mg/kg	0.01	57	<0.01	<0.01	<0.01	<0.01	<0.01	<0.01	<0.01	2.41	0.407	
	Pyrene	mg/kg	0.015	7400	<0.015	0.0363	0.0208	<0.015	<0.015	<0.015	<0.015	5.18	0.689	
	Benzofluoranthene	mg/kg	0.014	29	<0.014	<0.014	<0.014	<0.014	<0.014	<0.014	<0.014	2.84	0.45	
	Benzokjfluoranthene	mg/kg	0.015	7.1	<0.015	<0.015	<0.015	<0.015	<0.015	<0.015	<0.015	3.43	0.595	
	Benzofluoranthene	mg/kg	0.014	190	<0.014	<0.014	<0.014	<0.014	<0.014	<0.014	<0.014	1.6	0.212	
	Benzo[a]pyrene	mg/kg	0.015	5.7	<0.015	<0.015	<0.015	<0.015	<0.015	<0.015	<0.015	2.85	0.479	
	Dibenz[a,h]anthracene	mg/kg	0.023	0.57	<0.023	<0.023	<0.023	<0.023	<0.023	<0.023	<0.023	0.338	0.0721	
	Benzo[g,h,i]perylene	mg/kg	0.024	640	<0.024	<0.024	<0.024	<0.024	<0.024	<0.024	<0.024	1.88	0.39	
	Indeno[1,2,3-c,d]pyrene	mg/kg	0.018	82	<0.018	<0.018	<0.018	<0.018	<0.018	<0.018	<0.018	2.09	0.345	
	PAH 16 Total	mg/kg	0.118	-	<0.118	0.121	<0.118	<0.118	<0.118	<0.118	<0.118	37.2	4.89	
TPH CWG	>C6-C8 Aliphatics	mg/kg	0.01	600000	<0.01	<0.01	<0.01	<0.01	<0.01	-	<0.01	0.0119	0.0275	
	>C6-C7 Aliphatics	mg/kg	0.2	-	-	-	-	-	-	-	-	-	-	
	>C6-C8 Aliphatics	mg/kg	0.01	600000	<0.01	<0.01	<0.01	<0.01	<0.01	-	<0.01	0.0488	0.0907	
	>C10-C44 Aliphatics	mg/kg	5	-	<5	<5	48.2	9.27	-	-	11.2	137	79.6	
	>C7-C8 Aliphatics	mg/kg	0.2	-	-	-	-	-	-	-	-	-	-	
	>C10-C44 Aliphatics/Aromatics	mg/kg	10	<10	<10	65.1	26	-	-	-	19.8	308	127	
	>C8-C10 Aliphatics	mg/kg	0.01	13000	<0.01	<0.01	<0.01	<0.01	<0.01	-	<0.01	0.0766	0.191	
	>C10-C12 Aliphatics	mg/kg	0.01	13000	<1	<1	<1	<1	<1	-	<1	5.38	<1	
	>C12-C16 Aliphatics	mg/kg	0.1	13000	<1	<1	1.04	<1	<1	-	7.69	9.53	5.2	
	>C16-C21 Aliphatics	mg/kg	0.1	1250000	<1	<1	2.51	4.02	<1	-	3.18	9.57	17.4	
	>C21-C35 Aliphatics	mg/kg	0.1	1250000	<1	<1	29.9	4.14	<1	-	<1	85.4	49.2	
	>C35-C44 Aliphatics	mg/kg	0.1	250000	<1	<1	14.8	<1	<1	-	<1	27.7	7.49	
	>C5-C10 Aliphatics	mg/kg	0.05	-	<0.05	<0.05	<0.05	<0.05	<0.05	-	<0.05	0.137	0.389	
	>C8-C40 Aliphatics	mg/kg	20	-	-	-	-	-	-	-	-	-	-	
	Total Aliphatics >C12-C44	mg/kg	0.1	-	-	-	-	-	-	-	-	-	-	
	>E5-EC10 Aromatics	mg/kg	0.05	-	<0.05	<0.05	<0.05	<0.05	<0.05	-	<0.05	0.0515	0.128	
	>E5-EC7 Aromatics	mg/kg	0.01	56000	<0.01	<0.01	<0.01	<0.01	<0.01	-	<0.01	<0.01	<0.01	
	>EC6-EC7 Aromatics	mg/kg	0.01	-	<0.01	<0.01	<0.01	<0.01	<0.01	-	<0.01	<0.01	<0.01	
	>E7-EC8 Aromatics	mg/kg	0.01	56000	<0.01	<0.01	<0.01	<0.01	<0.01	-	<0.01	<0.01	<0.01	
	>EC6-EC10 Aromatics	mg/kg	0.01	5000	<0.01	<0.01	<0.01	<0.01	<0.01	-	<0.01	0.0515	0.128	
	>EC10-EC12 Aromatics	mg/kg	0.01	5000	<1	<1	<1	<1	<1	-	<1	<1	<1	
	>EC8-EC40 Aromatics	mg/kg	20	-	-	-	-	-	-	-	-	-	-	
	>EC10-EC44 Aromatics	mg/kg	5	<5	<5	16.9	16.7	-	-	-	8.53	170	47.2	
	>EC12-EC16 Aromatics	mg/kg	0.1	5100	<1	<1	3.19	<1	<1	-	6.87	1.3	<1	
	>EC16-EC21 Aromatics	mg/kg	0.1	3800	<1	<1	<1	8.8	<1	-	3.9	37.4	9.41	
	>EC21-EC35 Aromatics	mg/kg	0.1	3800	<1	<1	9.72	5.4	111	-	3.3	111	34	
	>EC35-EC44 Aromatics	mg/kg	0.1	3800	<1	<1	5.39	<1	<1	-	<1	14.6	1.75	
	>EC40-EC44 Aromatics	mg/kg	0.1	-	<1	<1	4.8	<1	<1	-	<1	6.92	1.5	
	>EC12-EC44 Aromatics	mg/kg	0.1	-	-	-	-	-	-	-	-	-	-	
	TPH Aliphatics & Aromatics >C5-44	mg/kg	0.1	<10	<10	65.1	26	-	-	-	19.8	308	127	

Chem Group	ChemName	output unit	EQL	Field ID	Matrix Description										
					LQM S4UL Public Open Space (POS) Residential - 1% SOM										
					OH07007-X-0.10-ES-191009	OH07007-X-0.80-ES-191009	OH07007-X-1.80-ES-191010	OH07007-X-2.80-ES-191010	OH07007-X-24.00-ES-191021	OH07007-X-29.00-ES-191022	OH07007-X-3.80-ES-191014	OH07007-X-4.80-ES-191014	OH07007-X-5.80-ES-191014		
Location Code	Sample Depth	Range	0.1	0.8	1.8	2.8	24	29	3.8	4.8	5.8				
				Sampled Date Time											
				09/10/2019	09/10/2019	10/10/2019	10/10/2019	21/10/2019	22/10/2019	14/10/2019	14/10/2019	14/10/2019			
TPH	>C6-C6	mg/kg	0.02	-	-	-	-	<0.02	<0.02	-	-	-			
	>C6-C7	mg/kg	0.02	-	-	-	-	<0.02	<0.02	-	-	-			
	>C7-C8	mg/kg	0.02	-	-	-	-	<0.02	<0.02	-	-	-			
	>C8-C8	mg/kg	0.2	-	-	-	-	<0.02	<0.02	-	-	-			
	>C8-C10	mg/kg	0.02	-	-	-	-	<0.02	<0.02	-	-	-			
	>C10-C12	mg/kg	0.02	-	-	-	-	<0.02	<0.02	-	-	-			
	>C12-C16	mg/kg	2	-	-	-	-	<35	<35	-	-	-			
	>C16-C21	mg/kg	2	-	-	-	-	<35	<35	-	-	-			
	>C21-C28	mg/kg	35	-	-	-	-	<35	<35	-	-	-			
	>C21-C35	mg/kg	4.38	-	-	-	-	<35	<35	-	-	-			
	>C28-C35	mg/kg	35	-	-	-	-	<35	<35	-	-	-			
	>C31-C40	mg/kg	10	-	-	-	-	<35	<35	-	-	-			
	>C35-C40	mg/kg	35	-	-	-	-	<35	<35	-	-	-			
	GRO >C5-10	mg/kg	0.02	<0.02	<0.02	<0.02	<0.02	-	-	<0.02	0.189	0.437			
	TPH >C8-C40	mg/kg	10	-	-	-	-	-	-	-	-	-			
	EPH >C5-40	mg/kg	35	-	-	-	-	<35	<35	-	-	-			
	EPH >C10-40	mg/kg	35	-	-	-	-	<35	<35	-	-	-			
	GRO >C5-12	mg/kg	0.2	-	-	-	-	-	-	-	-	-			
	GRO >C12-12	mg/kg	0.1	-	-	-	-	<0.1	<0.1	-	-	-			
	TPH by GC/ED (AR)	mg/kg	10	-	-	-	-	-	-	-	-	-			
BTEX and MTBE	Benzene	mg/kg	0.001	140	72	<0.009	<0.009	<0.009	<0.009	<0.009	<0.18	<0.18			
	Toluene	mg/kg	0.005	56000	56000	<0.007	<0.007	<0.007	<0.007	<0.007	<0.14	<0.14			
	Ethylbenzene	mg/kg	0.002	24000	24000	0.00705	<0.004	<0.004	<0.004	<0.004	<0.08	<0.08			
	Xylene (m & o)	mg/kg	0.004	41000	41000	<0.01	<0.01	<0.01	<0.01	<0.01	<0.2	<0.2			
	Xylene (o)	mg/kg	0.002	41000	41000	<0.01	<0.01	<0.01	<0.01	<0.01	<0.2	<0.2			
	Xylene Total	mg/kg	0.02	<0.02	<0.02	<0.02	<0.02	-	-	-	<0.4	<0.4			
	MTBE	mg/kg	0.001	<0.01	<0.01	<0.01	<0.01	<0.01	<0.01	<0.01	<0.2	<0.2			
	Total BTEX	mg/kg	0.04	<0.04	<0.04	<0.04	<0.04	<0.04	<0.04	<0.04	<0.8	<0.8			
	VOC	Styrene	mg/kg	0.001	-	-	-	-	-	-	-	-	-		
		cis-1,3-dichloroethene	mg/kg	0.001	-	-	-	-	-	-	-	-	-		
trans-1,3-dichloroethene		mg/kg	0.001	-	-	-	-	-	-	-	-	-			
1,1,1,2-tetrachloroethane		mg/kg	0.001	1400	1400	-	-	-	-	-	-	-			
1,1,1-trichloroethane		mg/kg	0.001	140000	140000	-	-	-	-	-	-	-			
1,1,2,2-tetrachloroethane		mg/kg	0.001	1400	1400	-	-	-	-	-	-	-			
1,1,2-trichloroethane		mg/kg	0.001	-	-	-	-	-	-	-	-	-			
1,1-dichloroethane		mg/kg	0.001	-	-	-	-	-	-	-	-	-			
1,1-dichloroethene		mg/kg	0.001	-	-	-	-	-	-	-	-	-			
1,2-dichloroethene		mg/kg	0.001	-	-	-	-	-	-	-	-	-			
1,2,3-trichloroethane		mg/kg	0.001	-	-	-	-	-	-	-	-	-			
1,2,4-trimethylbenzene		mg/kg	0.001	-	-	-	-	-	-	-	-	-			
1,2-dibromo-3-chloropropane		mg/kg	0.001	-	-	-	-	-	-	-	-	-			
1,2-dibromoethane		mg/kg	0.001	-	-	-	-	-	-	-	-	-			
1,2-dichloroethane		mg/kg	0.001	29	29	-	-	-	-	-	-	-			
1,2-dichloroethene		mg/kg	0.001	-	-	-	-	-	-	-	-	-			
1,3,5-trimethylbenzene		mg/kg	0.001	-	-	-	-	-	-	-	-	-			
1,3-dichloropropane		mg/kg	0.001	-	-	-	-	-	-	-	-	-			
2,2-dichloropropane		mg/kg	0.001	-	-	-	-	-	-	-	-	-			
2-chlorotoluene		mg/kg	0.001	-	-	-	-	-	-	-	-	-			
4-chlorotoluene		mg/kg	0.001	-	-	-	-	-	-	-	-	-			
Bromobenzene		mg/kg	0.001	-	-	-	-	-	-	-	-	-			
Bromochloromethane		mg/kg	0.001	-	-	-	-	-	-	-	-	-			
Bromodichloromethane		mg/kg	0.001	-	-	-	-	-	-	-	-	-			
Bromofrom		mg/kg	0.001	-	-	-	-	-	-	-	-	-			
Bromomethane		mg/kg	0.001	-	-	-	-	-	-	-	-	-			
Carbon disulfide		mg/kg	0.007	11000	11000	-	-	-	-	-	-	-			
Carbon tetrachloride		mg/kg	0.001	890	890	-	-	-	-	-	-	-			
Chlorobromomethane		mg/kg	0.001	-	-	-	-	-	-	-	-	-			
Chloroethane		mg/kg	0.002	-	-	-	-	-	-	-	-	-			
Chloroform		mg/kg	0.001	2500	2500	-	-	-	-	-	-	-			
Chloromethane		mg/kg	0.003	-	-	-	-	-	-	-	-	-			
cis-1,2-dichloroethene		mg/kg	0.005	-	-	-	-	-	-	-	-	-			
Dibromomethane		mg/kg	0.001	-	-	-	-	-	-	-	-	-			
Dichlorodifluoromethane		mg/kg	0.001	-	-	-	-	-	-	-	-	-			
Dichloromethane		mg/kg	0.01	-	-	-	-	-	-	-	-	-			
Isopropylbenzene		mg/kg	0.001	-	-	-	-	-	-	-	-	-			
n-butylbenzene		mg/kg	0.001	-	-	-	-	-	-	-	-	-			
n-propylbenzene		mg/kg	0.001	-	-	-	-	-	-	-	-	-			
p-isocrotyltoluene		mg/kg	0.001	-	-	-	-	-	-	-	-	-			
sec-butylbenzene		mg/kg	0.001	-	-	-	-	-	-	-	-	-			
Trichloroethene		mg/kg	0.001	120	120	-	-	-	-	-	-	-			
tert-butylbenzene		mg/kg	0.001	-	-	-	-	-	-	-	-	-			
Tetrachloroethene		mg/kg	0.003	1400	1400	-	-	-	-	-	-	-			
trans-1,2-dichloroethene		mg/kg	0.001	-	-	-	-	-	-	-	-	-			
Trichlorofluoromethane		mg/kg	0.001	-	-	-	-	-	-	-	-	-			
Vinyl chloride		mg/kg	0.001	3.5	3.5	-	-	-	-	-	-	-			
tert-Amyl methyl ether		mg/kg	0.01	-	-	-	-	-	-	-	-	-			
VOC/SVOC		1,2,3-trichlorobenzene	mg/kg	0.001	1800	1800	-	-	-	-	-	-	-		
		1,2,4-trichlorobenzene	mg/kg	0.003	15000	15000	-	-	-	-	-	-	-		
	1,2-dichlorobenzene	mg/kg	0.001	90000	90000	-	-	-	-	-	-	-			
	1,3,5-Trichlorobenzene	mg/kg	0.001	1700	1700	-	-	-	-	-	-	-			
	1,3-dichlorobenzene	mg/kg	0.001	300	300	-	-	-	-	-	-	-			
	1,4-dichlorobenzene	mg/kg	0.001	17000	17000	-	-	-	-	-	-	-			
	Chlorobenzene	mg/kg	0.001	11000	11000	-	-	-	-	-	-	-			
Hexachlorobutadiene	mg/kg	0.002	25	25	-	-	-	-	-	-	-				

		Field ID	OH7007-X-0.10-ES-191009	OH7007-X-0.80-ES-191009	OH7007-X-1.80-ES-191010	OH7007-X-2.80-ES-191010	OH7007-X-24.00-ES-191021	OH7007-X-29.00-ES-191022	OH7007-X-3.80-ES-191014	OH7007-X-4.80-ES-191014	OH7007-X-5.80-ES-191014	
		Location Code	OH7007	OH7007	OH7007	OH7007	OH7007	OH7007	OH7007	OH7007	OH7007	
		Sample Depth Range	0.1	0.8	1.8	2.8	24	29	3.8	4.8	5.8	
		Sample Date	09/10/2019	09/10/2019	10/10/2019	10/10/2019	21/10/2019	22/10/2019	14/10/2019	14/10/2019	14/10/2019	
		Matrix Description	LQM S4UL Public Open Space (POS) Residential - 1% SOM									
		C4SL Public Open Space (POS) Residential										
Chem Group	ChemName	output unit	EQL									
SVOC	Benzyl alcohol	mg/kg	0.5	-	-	-	-	-	-	-	-	
	Diphenyl ether	mg/kg	0.1	-	-	-	-	-	-	-	-	
	4-bromophenyl phenyl ether	mg/kg	0.1	-	-	-	-	-	-	-	-	
	4-nitroaniline	mg/kg	0.1	-	-	-	-	-	-	-	-	
	4-nitrophenol	mg/kg	0.1	-	-	-	-	-	-	-	-	
	1,1-Biohexyl	mg/kg	0.1	-	-	-	-	-	-	-	-	
	1,2,3,4-tetrachlorobenzene	mg/kg	0.001	830	-	-	-	-	-	-	-	
	1-Methylnaphthalene	mg/kg	0.1	-	-	-	-	-	-	-	-	
	2,4,5-trichlorophenol	mg/kg	0.1	-	-	-	-	-	-	-	-	
	2,4,6-trichlorophenol	mg/kg	0.1	-	-	-	-	-	-	-	-	
	2,4-dichlorophenol	mg/kg	0.1	-	-	-	-	-	-	-	-	
	2,4-dimethylphenol	mg/kg	0.1	-	-	-	-	-	-	-	-	
	2,4-dinitrophenol	mg/kg	0.5	-	-	-	-	-	-	-	-	
	2,4-dinitrotoluene	mg/kg	0.1	-	-	-	-	-	-	-	-	
	2,6-dinitrotoluene	mg/kg	0.1	-	-	-	-	-	-	-	-	
	2-chloronaphthalene	mg/kg	0.1	-	-	-	-	-	-	-	-	
	2-chlorophenol	mg/kg	0.1	-	-	-	-	-	-	-	-	
	2-methylnaphthalene	mg/kg	0.1	-	-	-	-	-	-	-	-	
	2-methylphenol	mg/kg	0.1	-	-	-	-	-	-	-	-	
	2-nitroaniline	mg/kg	0.1	-	-	-	-	-	-	-	-	
	2-nitrophenol	mg/kg	0.1	-	-	-	-	-	-	-	-	
	3-nitroaniline	mg/kg	0.1	-	-	-	-	-	-	-	-	
	4,6-Dinitro-2-methylphenol	mg/kg	0.2	-	-	-	-	-	-	-	-	
	4-chloro-3-methylphenol	mg/kg	0.1	-	-	-	-	-	-	-	-	
	4-chloroaniline	mg/kg	0.1	-	-	-	-	-	-	-	-	
	4-chlorophenol	mg/kg	0.5	620	-	-	-	-	-	-	-	
	4-chlorophenyl phenyl ether	mg/kg	0.1	-	-	-	-	-	-	-	-	
	4-methylphenol	mg/kg	0.1	-	-	-	-	-	-	-	-	
	Azobenzene	mg/kg	0.1	-	-	-	-	-	-	-	-	
	Benzoic Acid	mg/kg	0.5	-	-	-	-	-	-	-	-	
	Bis(2-chloroethoxy) methane	mg/kg	0.1	-	-	-	-	-	-	-	-	
	Bis(2-chloroethyl) ether	mg/kg	0.1	-	-	-	-	-	-	-	-	
	Bis(2-chloroisopropyl) ether	mg/kg	0.1	-	-	-	-	-	-	-	-	
	Bis(2-ethylhexyl) phthalate	mg/kg	0.1	-	-	-	-	-	-	-	-	
	Butyl benzyl phthalate	mg/kg	0.1	-	-	-	-	-	-	-	-	
	Cabazole	mg/kg	0.1	-	-	-	-	-	-	-	-	
	Dibenzofuran	mg/kg	0.1	-	-	-	-	-	-	-	-	
	Diethylphthalate	mg/kg	0.1	-	-	-	-	-	-	-	-	
	Dimethyl phthalate	mg/kg	0.1	-	-	-	-	-	-	-	-	
	Di-n-butyl phthalate	mg/kg	0.1	-	-	-	-	-	-	-	-	
	Di-n-octyl phthalate	mg/kg	0.1	-	-	-	-	-	-	-	-	
	Hexachlorobenzene	mg/kg	0.002	16	-	-	-	-	-	-	-	
	Hexachlorocyclopentadiene	mg/kg	0.1	-	-	-	-	-	-	-	-	
	Hexachloroethane	mg/kg	0.1	-	-	-	-	-	-	-	-	
	Isophorone	mg/kg	0.1	-	-	-	-	-	-	-	-	
	Nitrobenzene	mg/kg	0.1	-	-	-	-	-	-	-	-	
	N-nitrosodi-n-propylamine	mg/kg	0.1	-	-	-	-	-	-	-	-	
n-Nitrosodiphenylamine	mg/kg	0.1	-	-	-	-	-	-	-	-		
Pentachlorobenzene	mg/kg	0.001	100	-	-	-	-	-	-	-		
Pentachloronitrobenzene	mg/kg	0.05	-	-	-	-	-	-	-	-		
Pentachlorophenol	mg/kg	0.1	60	-	-	-	-	-	-	-		
PCB	PCB-110	mg/kg	-	-	-	-	-	-	-	-	-	
	PCB-128	mg/kg	-	-	-	-	-	-	-	-	-	
	PCB-141	mg/kg	-	-	-	-	-	-	-	-	-	
	PCB-149	mg/kg	-	-	-	-	-	-	-	-	-	
	PCB-151	mg/kg	-	-	-	-	-	-	-	-	-	
	PCB-158	mg/kg	-	-	-	-	-	-	-	-	-	
	PCB-170	mg/kg	-	-	-	-	-	-	-	-	-	
	PCB-18	mg/kg	-	-	-	-	-	-	-	-	-	
	PCB-183	mg/kg	-	-	-	-	-	-	-	-	-	
	PCB-187	mg/kg	-	-	-	-	-	-	-	-	-	
	PCB-194	mg/kg	-	-	-	-	-	-	-	-	-	
	PCB-31	mg/kg	-	-	-	-	-	-	-	-	-	
	PCB-44	mg/kg	-	-	-	-	-	-	-	-	-	
	PCB-49	mg/kg	-	-	-	-	-	-	-	-	-	
	2,2,4,4-tetrachloro-1,1-Biphenyl	mg/kg	-	-	-	-	-	-	-	-	-	
	2,3,4,4-tetrachloro-1,1-Biphenyl	mg/kg	-	-	-	-	-	-	-	-	-	
	Heptachlorobiphenyl, 2,3,3,4,4,5,5- (PCB 189)	mg/kg	0.003	-	-	-	-	-	-	-	-	
	Hexachlorobiphenyl, 2,3,3,4,4,5- (PCB 156)	mg/kg	0.003	-	-	-	-	-	-	-	-	
	Hexachlorobiphenyl, 2,3,3,4,4,5- (PCB 157)	mg/kg	0.003	-	-	-	-	-	-	-	-	
	Hexachlorobiphenyl, 2,3,4,4,5,5- (PCB 167)	mg/kg	0.003	-	-	-	-	-	-	-	-	
	Hexachlorobiphenyl, 3,3,4,4,5,5- (PCB 169)	mg/kg	0.003	-	-	-	-	-	-	-	-	
	PCB 101	mg/kg	0.003	-	-	-	-	-	-	-	-	
	PCB 118	mg/kg	0.003	-	-	-	-	-	-	-	-	
	PCB 138	mg/kg	0.003	-	-	-	-	-	-	-	-	
	PCB 153	mg/kg	0.003	-	-	-	-	-	-	-	-	
	PCB 180	mg/kg	0.003	-	-	-	-	-	-	-	-	
	PCB 26	mg/kg	0.003	-	-	-	-	-	-	-	-	
	PCB 52	mg/kg	0.003	-	-	-	-	-	-	-	-	
	Pentachlorobiphenyl, 2,3,3,4,4- (PCB 105)	mg/kg	0.003	-	-	-	-	-	-	-	-	
Pentachlorobiphenyl, 2,3,3,4,4,5- (PCB 114)	mg/kg	0.003	-	-	-	-	-	-	-	-		
Pentachlorobiphenyl, 2,3,3,4,4,5- (PCB 123)	mg/kg	0.003	-	-	-	-	-	-	-	-		
Pentachlorobiphenyl, 3,3,4,4,5- (PCB 126)	mg/kg	0.003	-	-	-	-	-	-	-	-		
Tetrachlorobiphenyl, 3,3,4,4- (PCB 77)	mg/kg	0.003	-	-	-	-	-	-	-	-		
Tetrachlorobiphenyl, 3,4,4,5- (PCB 81)	mg/kg	0.003	-	-	-	-	-	-	-	-		
Total PCB 7 congeners	mg/kg	0.021	-	-	-	-	-	-	-	-		
Total PCB WHO 12	mg/kg	0.036	-	-	-	-	-	-	-	-		



		Field ID	OH7007-X-0.10-ES-191009	OH7007-X-0.80-ES-191009	OH7007-X-1.80-ES-191010	OH7007-X-2.80-ES-191010	OH7007-X-24.00-ES-191021	OH7007-X-29.00-ES-191022	OH7007-X-3.80-ES-191014	OH7007-X-4.80-ES-191014	OH7007-X-5.80-ES-191014	
		Location Code	OH7007	OH7007	OH7007	OH7007	OH7007	OH7007	OH7007	OH7007	OH7007	
		Sample Depth Range	0.1	0.8	1.8	2.8	24	29	3.8	4.8	5.8	
		Sample Date	09/10/2019	09/10/2019	10/10/2019	10/10/2019	21/10/2019	22/10/2019	14/10/2019	14/10/2019	14/10/2019	
		Matrix Description	LQM S4UL Public Open Space (POS) Residential - 1% SOM									
		C4SL Public Open Space (POS) Residential										
Chem Group	ChemName	output unit	EQL									
Phenolics	Xenolene	mg/kg	0.015	<0.015	<0.015	<0.015	<0.015	<0.015	<0.015	<0.015	<0.015	
	Phenol Index	mg/kg	0.5	-	-	-	-	-	-	-	-	
	3-84-methylphenol	mg/kg	0.1	-	-	-	-	-	-	-	-	
	Cresol Total	mg/kg	0.01	<0.01	<0.01	<0.01	<0.01	<0.01	<0.01	<0.01	<0.01	
Phenols Monohydric	Phenol	mg/kg	0.01	<0.01	<0.01	<0.01	<0.01	<0.01	<0.01	<0.01	<0.01	
	Phenols Monohydric	mg/kg	0.035	<0.035	<0.035	<0.035	<0.035	<0.035	<0.035	<0.035	<0.035	
	Dibutyltin	mg/kg	-	-	-	-	-	-	-	-	-	
	Monophenyltin	mg/kg	-	-	-	-	-	-	-	-	-	
Organotins	Diphenyltin	mg/kg	-	-	-	-	-	-	-	-	-	
	Monobutyltin	mg/kg	-	-	-	-	-	-	-	-	-	
	Tetrabutyltin	mg/kg	-	-	-	-	-	-	-	-	-	
	Tributyltin	mg/kg	0.001	-	-	-	-	-	-	-	-	
	Triphenyltin	mg/kg	-	-	-	-	-	-	-	-	-	
	Pesticides	Etrimefos	mg/kg	0.002	-	-	-	-	-	-	-	-
		Hepatachlor epoxide	mg/kg	0.002	-	-	-	-	-	-	-	-
		Methacrifos	mg/kg	0.002	-	-	-	-	-	-	-	-
		Propetamphos	mg/kg	0.002	-	-	-	-	-	-	-	-
		Simetryn	mg/kg	0.05	-	-	-	-	-	-	-	-
Sodium Acifluorfen		mg/kg	-	-	-	-	-	-	-	-	-	
Tosazene		mg/kg	0.003	-	-	-	-	-	-	-	-	
2,4,5-TP (Silvex)		mg/kg	-	-	-	-	-	-	-	-	-	
Hedonal		mg/kg	-	-	-	-	-	-	-	-	-	
2,4-DDT		mg/kg	0.003	-	-	-	-	-	-	-	-	
2,4-Dichloroac		mg/kg	-	-	-	-	-	-	-	-	-	
4-(2,4-Dichlorophenoxy)butyric Acid (2,4-DB)		mg/kg	-	-	-	-	-	-	-	-	-	
4,4-DDE		mg/kg	0.005	-	-	-	-	-	-	-	-	
4-Chlorophenoxy acetic acid		mg/kg	-	-	-	-	-	-	-	-	-	
a-BHC		mg/kg	0.002	24	-	-	-	-	-	-	-	
Aldrin		mg/kg	0.002	18	-	-	-	-	-	-	-	
Ametryn		mg/kg	0.05	-	-	-	-	-	-	-	-	
Acetyl (hexnill)		mg/kg	-	-	-	-	-	-	-	-	-	
Atraton		mg/kg	0.05	-	-	-	-	-	-	-	-	
Atrazine		mg/kg	0.05	1200	-	-	-	-	-	-	-	
Azinophos methyl		mg/kg	0.005	-	-	-	-	-	-	-	-	
b-BHC		mg/kg	0.002	8.1	-	-	-	-	-	-	-	
Bentazone		mg/kg	0.1	-	-	-	-	-	-	-	-	
Bromoxnill		mg/kg	-	-	-	-	-	-	-	-	-	
Carbofenthoion		mg/kg	0.003	-	-	-	-	-	-	-	-	
chlordan		mg/kg	0.002	-	-	-	-	-	-	-	-	
Chlordane (cis)		mg/kg	0.002	-	-	-	-	-	-	-	-	
Azinphos Ethyl		mg/kg	0.005	-	-	-	-	-	-	-	-	
Chlordane (trans)		mg/kg	0.05	-	-	-	-	-	-	-	-	
Chlorfenvinphos		mg/kg	0.003	-	-	-	-	-	-	-	-	
Chlorotoluron		mg/kg	-	-	-	-	-	-	-	-	-	
Chlorovifos		mg/kg	0.002	-	-	-	-	-	-	-	-	
Chlorpyrifos-methyl		mg/kg	0.002	-	-	-	-	-	-	-	-	
Cyanazine		mg/kg	-	-	-	-	-	-	-	-	-	
d-BHC		mg/kg	0.002	-	-	-	-	-	-	-	-	
DDD		mg/kg	0.005	-	-	-	-	-	-	-	-	
DDT		mg/kg	0.005	-	-	-	-	-	-	-	-	
Chlorothalonil		mg/kg	0.002	-	-	-	-	-	-	-	-	
Diazinon		mg/kg	0.001	-	-	-	-	-	-	-	-	
Dicamba		mg/kg	-	-	-	-	-	-	-	-	-	
Dichlobenil	mg/kg	0.001	-	-	-	-	-	-	-	-		
cis-Permethrin	mg/kg	0.003	-	-	-	-	-	-	-	-		
Dichlorvos	mg/kg	0.002	16	-	-	-	-	-	-	-		
Diclofop	mg/kg	-	-	-	-	-	-	-	-	-		
Dieldrin	mg/kg	0.005	18	-	-	-	-	-	-	-		
Dimethoate	mg/kg	0.003	-	-	-	-	-	-	-	-		
Dinoseb	mg/kg	-	-	-	-	-	-	-	-	-		
Diuron	mg/kg	-	-	-	-	-	-	-	-	-		
Endosulfan I	mg/kg	0.001	1200	-	-	-	-	-	-	-		
Endosulfan II	mg/kg	0.01	-	-	-	-	-	-	-	-		
Endosulfan sulphate	mg/kg	0.005	-	-	-	-	-	-	-	-		
Endrin	mg/kg	0.003	-	-	-	-	-	-	-	-		
Endrin ketone	mg/kg	0.03	-	-	-	-	-	-	-	-		
Ethion	mg/kg	0.003	-	-	-	-	-	-	-	-		
Fenitrothion	mg/kg	0.005	-	-	-	-	-	-	-	-		
Fenthion	mg/kg	0.01	-	-	-	-	-	-	-	-		
Fluroxypyr	mg/kg	0.1	-	-	-	-	-	-	-	-		

		Field ID	OH7007-X-0.10-ES-191009	OH7007-X-0.80-ES-191009	OH7007-X-1.80-ES-191010	OH7007-X-2.80-ES-191010	OH7007-X-24.00-ES-191021	OH7007-X-29.00-ES-191022	OH7007-X-3.80-ES-191014	OH7007-X-4.80-ES-191014	OH7007-X-5.80-ES-191014	
		Location Code	OH7007	OH7007	OH7007	OH7007	OH7007	OH7007	OH7007	OH7007	OH7007	
		Sample Depth Range	0.1	0.8	1.8	2.8	24	29	3.8	4.8	5.8	
		Sample Date	09/10/2019	09/10/2019	10/10/2019	10/10/2019	21/10/2019	22/10/2019	14/10/2019	14/10/2019	14/10/2019	
		Matrix Description	LQM S4UL Public Open Space (POS) Residential - 1% SOM									
		C4SL Public Open Space (POS) Residential										
Chem Group	ChemName	output unit	EQL									
	o-BHC (Lindane)	mg/kg	0.001	-	-	-	-	-	-	-	-	
	Heptachlor	mg/kg	0.003	-	-	-	-	-	-	-	-	
	Isodrin	mg/kg	0.002	-	-	-	-	-	-	-	-	
	Isoproturon	mg/kg	-	-	-	-	-	-	-	-	-	
	Linuron	mg/kg	-	-	-	-	-	-	-	-	-	
	Malathion	mg/kg	0.002	-	-	-	-	-	-	-	-	
	2-Methyl-4-chlorophenoxyacetic acid	mg/kg	-	-	-	-	-	-	-	-	-	
	2-Methyl-4-Chlorophenoxy Butanoic Acid	mg/kg	-	-	-	-	-	-	-	-	-	
	Meconop	mg/kg	-	-	-	-	-	-	-	-	-	
	Methoxychlor	mg/kg	0.005	-	-	-	-	-	-	-	-	
	Methyl carathion	mg/kg	0.01	-	-	-	-	-	-	-	-	
	Mevinphos (Phosdrin)	mg/kg	0.002	-	-	-	-	-	-	-	-	
	o,p-DDD	mg/kg	0.005	-	-	-	-	-	-	-	-	
	o,p'-DDE	mg/kg	0.002	-	-	-	-	-	-	-	-	
	o,p'-Methoxychlor	mg/kg	0.05	-	-	-	-	-	-	-	-	
	Parathion	mg/kg	0.005	-	-	-	-	-	-	-	-	
	Pendimethalin	mg/kg	0.01	-	-	-	-	-	-	-	-	
	Permethrin	mg/kg	0.05	-	-	-	-	-	-	-	-	
	Permethrin II	mg/kg	0.003	-	-	-	-	-	-	-	-	
	Phorate	mg/kg	0.01	-	-	-	-	-	-	-	-	
	Priniphos-methyl	mg/kg	0.002	-	-	-	-	-	-	-	-	
	Priniphos-ethyl	mg/kg	0.002	-	-	-	-	-	-	-	-	
	Prometon	mg/kg	0.05	-	-	-	-	-	-	-	-	
	Prometryn	mg/kg	0.05	-	-	-	-	-	-	-	-	
	Pronamide	mg/kg	0.002	-	-	-	-	-	-	-	-	
	Propazine	mg/kg	0.05	-	-	-	-	-	-	-	-	
	Propiconazole	mg/kg	-	-	-	-	-	-	-	-	-	
	Propoxycarbazono-sodium	mg/kg	-	-	-	-	-	-	-	-	-	
	Simazine	mg/kg	0.05	-	-	-	-	-	-	-	-	
	Terbutryn	mg/kg	0.05	-	-	-	-	-	-	-	-	
	Terbutylazine	mg/kg	0.05	-	-	-	-	-	-	-	-	
	Phosalone	mg/kg	0.005	-	-	-	-	-	-	-	-	
	Phosphamidon	mg/kg	0.005	-	-	-	-	-	-	-	-	
	Triadimefon	mg/kg	0.002	-	-	-	-	-	-	-	-	
	Triallate	mg/kg	0.002	-	-	-	-	-	-	-	-	
	Triclopyr	mg/kg	0.1	-	-	-	-	-	-	-	-	
	Triclosan	mg/kg	-	-	-	-	-	-	-	-	-	
	Trifluralin	mg/kg	0.01	-	-	-	-	-	-	-	-	
	Tebuconazole	mg/kg	-	-	-	-	-	-	-	-	-	
	Telodrin	mg/kg	0.05	-	-	-	-	-	-	-	-	
	Triazophos	mg/kg	0.003	-	-	-	-	-	-	-	-	
SVOC TIC	SVOC TICs - Detect	Detect	-	-	-	-	-	-	-	-	-	
	Anthraquinone 9,10-	mg/kg	-	-	-	-	-	-	-	-	-	
	SVOC Tentatively Identified Compounds	mg/kg	0.1	-	-	-	-	-	-	-	-	
	Aniline	mg/kg	0.3	-	-	-	-	-	-	-	-	
VOC TIC	VOC TICs - Detect	Detect	-	-	-	-	-	-	-	-	-	
	VOC Tentatively Identified Compounds	mg/kg	0.05	-	-	-	-	-	-	-	-	
	Freon 113	mg/kg	0.005	-	-	-	-	-	-	-	-	
Other	Temperature	°C	16.6	16.3	18.4	12.8	17.9	17.4	17.5	17.6	16.8	
	Conductivity @ 20°C	µS/cm	14	2950 - 3010	2680 - 2720	1770 - 2010	815 - 830	712 - 782	1210 - 1240	762 - 918	3210 - 3320	
	% Stones <4mm	%	-	-	-	-	-	-	-	-	-	
	Fraction of non-crushable material	%	-	-	-	-	-	-	-	-	-	
	Moisture Content (dried @35°C)	%	17	17	18	21	4.5	22	21	24	38	
	Moisture Content 105°C	%	0.1	-	-	-	-	-	-	-	-	
	pH (Lab)	pH Units	1	7.75 - 8.42	8.11 - 8.55	7.98 - 8.49	8.38 - 8.66	8.42 - 9.07	8.2 - 8.76	8.38 - 8.8	7.36 - 8.1	
	Slone Content	%	0.1	-	-	-	-	-	-	-	-	
	Total Organic Carbon	%	0.02	0.614	0.496	0.414	<0.2	<0.2	<0.2	0.548	8.03	

**Env Stds Comments**  
 #1:GAC is only presented as speciated chromium. 7.7mg/kg is used for hexavalent. If hexavalent chromium (CVI) data is available, a value of 1,500mg/kg r  
 #2:C4SL for lead adopted  
 #3:GAC only presented as speciated mercury. 16mg/kg is used for elemental mercury. If the CSM indicates that elemental mercury is not a CoC and mercury  
 #4:Updated S4UL for nickel  
 #5:S4UL exceeds solubility saturation limit  
 #6:Criteria derived for Al<sup>3</sup>-C16-C35 split between Al<sup>3</sup>-C16-21 & Al<sup>3</sup>-C21-35. Requires summation of fractions to use Al<sup>3</sup>-C16-C35 criteria.  
 #7:Criteria presented is for p-xylene. A separate value is presented for o-xylene.  
 #8:S4UL based on a threshold protective of direct skin contact with phenol

Legend	Results exceeds GAC.
<50	Results MDL is greater than GAC.
NAD	No asbestos detected.
-	Determinand has not been tested for.

**Notes**  
 A range is given where a determinand has been analysed for by more than one method.



Chem Group	ChemName	output unit	EQL	Field ID	OH7007-X-6.80-ES-191014	OH7008A-X-0.05-ES-191031	OH7008A-X-0.60-ES-191031	OH7008A-X-2.20-ES-191105	OH7008A-X-22.80-ES-191107	OH7008A-X-6.50-ES-191105	OH7008A-X-7.00-ES-191105	OH7008-X-0.05-ES-191007	OH7008-X-1.00-ES-191007		
				Location Code	OH7007	OH7008A	OH7008A	OH7008A	OH7008A	OH7008A	OH7008A	OH7008	OH7008	OH7008	OH7008
				Sample Depth Range	6.8	0.05	0.6	2.2	22.8	6.5	7	0.05	0.05	1	
				Sample Date	14/10/2019	31/10/2019	31/10/2019	05/11/2019	07/11/2019	05/11/2019	05/11/2019	07/10/2019	07/10/2019		
				Matrix Description	LQM S4UL Public Open Space (POS) Residential - 1% SOM										
				C4SL Public Open Space (POS) Residential											
TPH	>C6-C8	mg/kg	0.02	-	<0.2	<0.2	<0.2	<0.2	<0.2	<0.2	<0.2	-	-		
	>C6-C7	mg/kg	0.02	-	<0.2	<0.2	<0.2	<0.2	<0.2	<0.2	<0.2	-	-		
	>C7-C8	mg/kg	0.02	-	<0.2	<0.2	<0.2	<0.2	<0.2	<0.2	<0.2	-	-		
	>C6-C9	mg/kg	0.2	-	-	-	-	-	-	-	-	-	-		
	>C8-C10	mg/kg	0.02	-	<0.2	<0.2	<0.2	<0.2	<0.2	<0.2	<0.2	-	-		
	>C10-C12	mg/kg	0.02	-	-	-	-	-	-	-	-	-	-		
	>C12-C16	mg/kg	2	-	-	-	-	-	-	-	-	-	-		
	>C16-C21	mg/kg	2	-	-	-	-	-	-	-	-	-	-		
	>C21-C28	mg/kg	35	-	-	-	-	-	-	-	-	-	-		
	>C21-C35	mg/kg	4.38	-	-	-	-	-	-	-	-	-	-		
	>C28-C35	mg/kg	35	-	-	-	-	-	-	-	-	-	-		
	>C31-C40	mg/kg	10	-	-	-	-	-	-	-	-	-	-		
	>C35-C40	mg/kg	35	-	-	-	-	-	-	-	-	-	-		
	GRO >C5-10	mg/kg	0.02	-	<0.02	-	-	-	-	-	-	<0.02	0.094		
	TPH >C8-C40	mg/kg	10	-	-	-	-	-	-	-	-	-	-		
	EPH >C5-40	mg/kg	35	-	-	-	-	-	-	-	-	-	-		
	EPH >C10-40	mg/kg	35	-	-	-	-	-	-	-	-	-	-		
GRO	mg/kg	0.2	-	<0.2	<0.2	<0.2	<0.2	0.287	<0.2	<0.2	-	-			
TPH by GC/ED (AR)	mg/kg	10	-	-	-	-	-	-	-	-	-	-			
BTEX and MTBE	Benzene	mg/kg	0.001	140	72	<0.18	<0.001	<0.001	<0.001	<0.001	<0.001	<0.009	<0.009		
	Toluene	mg/kg	0.005	56000	<0.14	<0.005	<0.005	<0.005	<0.005	<0.005	<0.005	<0.007	<0.007		
	Ethylbenzene	mg/kg	0.002	24000	<0.08	<0.01	<0.01	<0.01	<0.002	<0.01	<0.01	<0.004	<0.004		
	Xylene (m & o)	mg/kg	0.004	41000	<0.2	<0.004	<0.004	<0.004	<0.004	<0.004	<0.004	<0.01	<0.01		
	Xylene (o)	mg/kg	0.002	41000	<0.2	<0.002	<0.002	<0.002	<0.002	<0.002	<0.002	<0.01	<0.01		
	Xylene Total	mg/kg	0.02	<0.4	<0.03	<0.03	<0.03	<0.03	<0.03	<0.03	<0.03	<0.02	<0.02		
	MTBE	mg/kg	0.001	-	<0.2	-	-	-	<0.001	-	-	<0.01	<0.01		
Total BTEX	mg/kg	0.04	<0.8	-	-	-	-	<0.04	-	-	<0.04	<0.04			
VOC	Styrene	mg/kg	0.001	-	-	-	-	-	<0.001	-	-	-	-		
	cis-1,3-dichloroethene	mg/kg	0.001	-	-	-	-	-	<0.001	-	-	-	-		
	trans-1,3-dichloroethene	mg/kg	0.001	-	-	-	-	-	<0.001	-	-	-	-		
	1,1,1,2-tetrachloroethane	mg/kg	0.001	1400	-	-	-	-	<0.001	-	-	-	-		
	1,1,1-trichloroethane	mg/kg	0.001	140000	-	-	-	-	<0.001	-	-	-	-		
	1,1,2,2-tetrachloroethane	mg/kg	0.001	1400	-	-	-	-	<0.001	-	-	-	-		
	1,1,2-dichloroethane	mg/kg	0.001	-	-	-	-	-	<0.001	-	-	-	-		
	1,1-dichloroethane	mg/kg	0.001	-	-	-	-	-	<0.001	-	-	-	-		
	1,1-dichloroethene	mg/kg	0.001	-	-	-	-	-	<0.001	-	-	-	-		
	1,1-dichloroethene	mg/kg	0.001	-	-	-	-	-	<0.001	-	-	-	-		
	1,2,3-trichloroethene	mg/kg	0.001	-	-	-	-	-	<0.001	-	-	-	-		
	1,2,4-trimethylbenzene	mg/kg	0.001	-	-	-	-	-	<0.001	-	-	-	-		
	1,2-dibromo-3-chloropropane	mg/kg	0.001	-	-	-	-	-	<0.001 - 0.001	-	-	-	-		
	1,2-dibromoethane	mg/kg	0.001	-	-	-	-	-	<0.001	-	-	-	-		
	1,2-dichloroethane	mg/kg	0.001	29	-	-	-	-	<0.001	-	-	-	-		
	1,2-dichloroethene	mg/kg	0.001	-	-	-	-	-	<0.001	-	-	-	-		
	1,3,5-trimethylbenzene	mg/kg	0.001	-	-	-	-	-	<0.001	-	-	-	-		
	1,3-dichloropropane	mg/kg	0.001	-	-	-	-	-	<0.001	-	-	-	-		
	2,2-dichloropropane	mg/kg	0.001	-	-	-	-	-	<0.001	-	-	-	-		
	2-chlorotoluene	mg/kg	0.001	-	-	-	-	-	<0.001	-	-	-	-		
	4-chlorotoluene	mg/kg	0.001	-	-	-	-	-	<0.001	-	-	-	-		
	Bromobenzene	mg/kg	0.001	-	-	-	-	-	<0.001	-	-	-	-		
	Bromochloromethane	mg/kg	0.001	-	-	-	-	-	<0.001	-	-	-	-		
	Bromodichloromethane	mg/kg	0.001	-	-	-	-	-	<0.001	-	-	-	-		
	Bromofrom	mg/kg	0.001	-	-	-	-	-	<0.001	-	-	-	-		
	Bromomethane	mg/kg	0.001	-	-	-	-	-	<0.001	-	-	-	-		
	Carbon disulfide	mg/kg	0.007	11000	-	-	-	-	<0.001	-	-	-	-		
	Carbon tetrachloride	mg/kg	0.001	890	-	-	-	-	<0.001	-	-	-	-		
	Chlorobromomethane	mg/kg	0.001	-	-	-	-	-	<0.001	-	-	-	-		
	Chloroethane	mg/kg	0.002	-	-	-	-	-	<0.002	-	-	-	-		
	Chloroform	mg/kg	0.001	2500	-	-	-	-	<0.001	-	-	-	-		
	Chloromethane	mg/kg	0.003	-	-	-	-	-	<0.004	-	-	-	-		
	cis-1,2-dichloroethene	mg/kg	0.005	-	-	-	-	-	<0.005	-	-	-	-		
	Dibromomethane	mg/kg	0.001	-	-	-	-	-	<0.001	-	-	-	-		
	Dichlorodifluoromethane	mg/kg	0.001	-	-	-	-	-	<0.001	-	-	-	-		
	Dichloromethane	mg/kg	0.01	-	-	-	-	-	<0.01	-	-	-	-		
	Isopropylbenzene	mg/kg	0.001	-	-	-	-	-	<0.001	-	-	-	-		
n-butylbenzene	mg/kg	0.001	-	-	-	-	-	<0.001	-	-	-	-			
n-propylbenzene	mg/kg	0.001	-	-	-	-	-	<0.001	-	-	-	-			
p-isocrotyltoluene	mg/kg	0.001	-	-	-	-	-	<0.001	-	-	-	-			
sec-butylbenzene	mg/kg	0.001	-	-	-	-	-	<0.001	-	-	-	-			
Trichloroethene	mg/kg	0.001	120	-	-	-	-	<0.001	-	-	-	-			
tert-butylbenzene	mg/kg	0.001	-	-	-	-	-	<0.001	-	-	-	-			
Tetrachloroethene	mg/kg	0.003	1400	-	-	-	-	<0.003	-	-	-	-			
trans-1,2-dichloroethene	mg/kg	0.001	-	-	-	-	-	<0.001	-	-	-	-			
Trichlorofluoromethane	mg/kg	0.001	-	-	-	-	-	<0.001	-	-	-	-			
Vinyl chloride	mg/kg	0.001	3.5	-	-	-	-	<0.001	-	-	-	-			
tert-Amyl methyl ether	mg/kg	0.01	-	-	-	-	-	<0.01	-	-	-	-			
VOC/SVOC	1,2,3-trichlorobenzene	mg/kg	0.001	1800	-	-	-	-	<0.003	-	-	-	-		
	1,2,4-trichlorobenzene	mg/kg	0.003	15000	-	-	-	-	<0.003	-	-	-	-		
	1,2-dichlorobenzene	mg/kg	0.001	90000	-	-	-	-	<0.001	-	-	-	-		
	1,3,5-Trichlorobenzene	mg/kg	0.001	1700	-	-	-	-	<0.001	-	-	-	-		
	1,3-dichlorobenzene	mg/kg	0.001	300	-	-	-	-	<0.001	-	-	-	-		
	1,4-dichlorobenzene	mg/kg	0.001	17000	-	-	-	-	<0.001	-	-	-	-		
	Chlorobenzene	mg/kg	0.001	11000	-	-	-	-	<0.001	-	-	-	-		
Hexachlorobutadiene	mg/kg	0.002	25	-	-	-	-	<0.002	-	-	-	-			

Chem Group	ChemName	output unit	EQL	Field ID	OH7007-X-6.80-ES-191014	OH7008A-X-0.05-ES-191031	OH7008A-X-0.60-ES-191031	OH7008A-X-2.20-ES-191105	OH7008A-X-22.80-ES-191107	OH7008A-X-6.50-ES-191105	OH7008A-X-7.00-ES-191105	OH7008-X-0.05-ES-191007	OH7008-X-1.00-ES-191007	
				Location Code	OH7007	OH7008A	OH7008A	OH7008A	OH7008A	OH7008A	OH7008A	OH7008A	OH7008	OH7008
				Sample Depth Range	6.8	0.05	0.6	2.2	22.8	6.5	7	0.05	0.05	1
				Sampled Date Time	14/10/2019	31/10/2019	31/10/2019	05/11/2019	07/11/2019	05/11/2019	05/11/2019	07/10/2019	07/10/2019	
				Matrix Description	LQM S4UL Public Open Space (POS) Residential - 1% SOM									
				C4SL Public Open Space (POS) Residential										
SVOC	Benzyl alcohol	mg/kg	0.5	-	-	-	-	-	-	-	-	-	-	
	Diphenyl ether	mg/kg	0.1	-	-	-	-	-	-	-	-	-	-	
	4-bromophenyl phenyl ether	mg/kg	0.1	-	-	-	-	-	-	-	-	-	-	
	4-nitroaniline	mg/kg	0.1	-	-	-	-	-	-	-	-	-	-	
	4-nitrophenol	mg/kg	0.1	-	-	-	-	-	-	-	-	-	-	
	1,1-Biohexyl	mg/kg	0.1	-	-	-	-	-	-	-	-	-	-	
	1,2,3,4-tetrachlorobenzene	mg/kg	0.001	830	-	-	-	-	-	-	-	-	-	
	1-Methylnaphthalene	mg/kg	0.1	-	-	-	-	-	-	-	-	-	-	
	2,4,5-trichlorophenol	mg/kg	0.1	-	-	-	-	-	-	-	-	-	-	
	2,4,6-trichlorophenol	mg/kg	0.1	-	-	-	-	-	-	-	-	-	-	
	2,4-dichlorophenol	mg/kg	0.1	-	-	-	-	-	-	-	-	-	-	
	2,4-dimethylphenol	mg/kg	0.1	-	-	-	-	-	-	-	-	-	-	
	2,4-dinitrophenol	mg/kg	0.5	-	-	-	-	-	-	-	-	-	-	
	2,4-dinitrotoluene	mg/kg	0.1	-	-	-	-	-	-	-	-	-	-	
	2,6-dinitrotoluene	mg/kg	0.1	-	-	-	-	-	-	-	-	-	-	
	2-chloronaphthalene	mg/kg	0.1	-	-	-	-	-	-	-	-	-	-	
	2-chlorophenol	mg/kg	0.1	-	-	-	-	-	-	-	-	-	-	
	2-methylnaphthalene	mg/kg	0.1	-	-	-	-	-	-	-	-	-	-	
	2-methylphenol	mg/kg	0.1	-	-	-	-	-	-	-	-	-	-	
	2-nitroaniline	mg/kg	0.1	-	-	-	-	-	-	-	-	-	-	
	2-nitrophenol	mg/kg	0.1	-	-	-	-	-	-	-	-	-	-	
	3-nitroaniline	mg/kg	0.1	-	-	-	-	-	-	-	-	-	-	
	4,6-Dinitro-2-methylphenol	mg/kg	0.2	-	-	-	-	-	-	-	-	-	-	
	4-chloro-3-methylphenol	mg/kg	0.1	-	-	-	-	-	-	-	-	-	-	
	4-chloroaniline	mg/kg	0.1	-	-	-	-	-	-	-	-	-	-	
	4-chlorophenol	mg/kg	0.5	-	-	-	-	-	-	-	-	-	-	
	4-chlorophenyl phenyl ether	mg/kg	0.1	-	-	-	-	-	-	-	-	-	-	
	4-methylphenol	mg/kg	0.1	-	-	-	-	-	-	-	-	-	-	
	Azobenzene	mg/kg	0.1	-	-	-	-	-	-	-	-	-	-	
	Benzoic Acid	mg/kg	0.5	-	-	-	-	-	-	-	-	-	-	
	Bis(2-chloroethoxy) methane	mg/kg	0.1	-	-	-	-	-	-	-	-	-	-	
	Bis(2-chloroethyl) ether	mg/kg	0.1	-	-	-	-	-	-	-	-	-	-	
	Bis(2-chloroisopropyl) ether	mg/kg	0.1	-	-	-	-	-	-	-	-	-	-	
	Bis(2-ethylhexyl) phthalate	mg/kg	0.1	-	-	-	-	-	-	-	-	-	-	
	Butyl benzyl phthalate	mg/kg	0.1	-	-	-	-	-	-	-	-	-	-	
	Carbazole	mg/kg	0.1	-	-	-	-	-	-	-	-	-	-	
	Dibenzofuran	mg/kg	0.1	-	-	-	-	-	-	-	-	-	-	
	Diethylbithalate	mg/kg	0.1	-	-	-	-	-	-	-	-	-	-	
	Dimethyl phthalate	mg/kg	0.1	-	-	-	-	-	-	-	-	-	-	
	Di-n-butyl phthalate	mg/kg	0.1	-	-	-	-	-	-	-	-	-	-	
	Di-n-octyl phthalate	mg/kg	0.1	-	-	-	-	-	-	-	-	-	-	
	Hexachlorobenzene	mg/kg	0.002	16	-	-	-	-	-	-	-	-	-	
	Hexachlorocyclopentadiene	mg/kg	0.1	-	-	-	-	-	-	-	-	-	-	
	Hexachloroethane	mg/kg	0.1	-	-	-	-	-	-	-	-	-	-	
	Isophorone	mg/kg	0.1	-	-	-	-	-	-	-	-	-	-	
Nitrobenzene	mg/kg	0.1	-	-	-	-	-	-	-	-	-	-		
N-nitrosodi-n-propylamine	mg/kg	0.1	-	-	-	-	-	-	-	-	-	-		
n-Nitrosodiphenylamine	mg/kg	0.1	-	-	-	-	-	-	-	-	-	-		
Pentachlorobenzene	mg/kg	0.001	100	-	-	-	-	-	-	-	-	-		
Pentachloronitrobenzene	mg/kg	0.05	-	-	-	-	-	-	-	-	-	-		
Pentachlorophenol	mg/kg	0.1	-	-	-	-	-	-	-	-	-	-		
PCB	PCB-110	mg/kg	-	-	-	-	-	-	-	-	-	-	-	
	PCB-128	mg/kg	-	-	-	-	-	-	-	-	-	-	-	
	PCB-141	mg/kg	-	-	-	-	-	-	-	-	-	-	-	
	PCB-149	mg/kg	-	-	-	-	-	-	-	-	-	-	-	
	PCB-151	mg/kg	-	-	-	-	-	-	-	-	-	-	-	
	PCB-158	mg/kg	-	-	-	-	-	-	-	-	-	-	-	
	PCB-170	mg/kg	-	-	-	-	-	-	-	-	-	-	-	
	PCB-18	mg/kg	-	-	-	-	-	-	-	-	-	-	-	
	PCB-183	mg/kg	-	-	-	-	-	-	-	-	-	-	-	
	PCB-187	mg/kg	-	-	-	-	-	-	-	-	-	-	-	
	PCB-194	mg/kg	-	-	-	-	-	-	-	-	-	-	-	
	PCB-31	mg/kg	-	-	-	-	-	-	-	-	-	-	-	
	PCB-44	mg/kg	-	-	-	-	-	-	-	-	-	-	-	
	PCB-49	mg/kg	-	-	-	-	-	-	-	-	-	-	-	
	2,2,4-tetrachloro-1,1-Biphenyl	mg/kg	-	-	-	-	-	-	-	-	-	-	-	
	2,3,4,4-tetrachloro-1,1-Biphenyl	mg/kg	-	-	-	-	-	-	-	-	-	-	-	
	Heptachlorobiphenyl, 2,3,3,4,4,5,5- (PCB 189)	mg/kg	0.003	-	-	-	-	-	-	-	-	-	-	
	Hexachlorobiphenyl, 2,3,3,4,4,5- (PCB 156)	mg/kg	0.003	-	-	-	-	-	-	-	-	-	-	
	Hexachlorobiphenyl, 2,3,3,4,4,5- (PCB 157)	mg/kg	0.003	-	-	-	-	-	-	-	-	-	-	
	Hexachlorobiphenyl, 2,3,4,4,5,5- (PCB 167)	mg/kg	0.003	-	-	-	-	-	-	-	-	-	-	
	Hexachlorobiphenyl, 3,3,4,4,5,5- (PCB 169)	mg/kg	0.003	-	-	-	-	-	-	-	-	-	-	
	PCB 101	mg/kg	0.003	-	-	-	-	-	-	-	-	-	-	
	PCB 118	mg/kg	0.003	-	-	-	-	-	-	-	-	-	-	
	PCB 138	mg/kg	0.003	-	-	-	-	-	-	-	-	-	-	
	PCB 153	mg/kg	0.003	-	-	-	-	-	-	-	-	-	-	
	PCB 160	mg/kg	0.003	-	-	-	-	-	-	-	-	-	-	
	PCB 26	mg/kg	0.003	-	-	-	-	-	-	-	-	-	-	
	PCB 52	mg/kg	0.003	-	-	-	-	-	-	-	-	-	-	
	Pentachlorobiphenyl, 2,3,3,4,4- (PCB 105)	mg/kg	0.003	-	-	-	-	-	-	-	-	-	-	
	Pentachlorobiphenyl, 2,3,3,4,4,5- (PCB 114)	mg/kg	0.003	-	-	-	-	-	-	-	-	-	-	
	Pentachlorobiphenyl, 2,3,3,4,4,5- (PCB 123)	mg/kg	0.003	-	-	-	-	-	-	-	-	-	-	
	Pentachlorobiphenyl, 3,3,4,4,5- (PCB 126)	mg/kg	0.003	-	-	-	-	-	-	-	-	-	-	
	Tetrachlorobiphenyl, 3,3,4,4- (PCB 77)	mg/kg	0.003	-	-	-	-	-	-	-	-	-	-	
Tetrachlorobiphenyl, 3,4,4,5- (PCB 81)	mg/kg	0.003	-	-	-	-	-	-	-	-	-	-		
Total PCB 7 congeners	mg/kg	0.021	-	-	-	-	-	-	-	-	-	-		
Total PCB WHO 12	mg/kg	0.036	-	-	-	-	-	-	-	-	-	-		

Chem Group	ChemName	output unit	EQL	Matrix Description										
				Field ID	Location Code	Sample Depth	Range	OH7007-X-6.80-ES-191014	OH7008A-X-0.05-ES-191031	OH7008A-X-0.60-ES-191031	OH7008A-X-2.20-ES-191105	OH7008A-X-22.80-ES-191107	OH7008A-X-6.50-ES-191105	OH7008A-X-7.00-ES-191105
				OH7007	OH7008A	OH7008A	OH7008A	OH7008A	OH7008A	OH7008A	OH7008A	OH7008	OH7008	OH7008
				6.8	0.05	0.6	2.2	22.8	6.5	7	0.05	0.05	1	1
				14/10/2019	31/10/2019	31/10/2019	05/11/2019	07/11/2019	05/11/2019	05/11/2019	07/10/2019	07/10/2019	07/10/2019	07/10/2019
				LQM S4UL Public Open Space (POS) Residential - 1% SOM										
				C4SL Public Open Space (POS) Residential										
Phenolics	Xenolene	mg/kg	0.015	<0.015	-	-	-	-	-	-	-	-	-	-
	Phenol Index	mg/kg	0.5	-	<0.5	<0.5	<0.5	<0.5	<0.5	<0.5	<0.5	<0.5	<0.5	<0.5
	3-84-methylphenol	mg/kg	0.1	-	-	-	-	-	-	-	-	-	-	-
	Cresol Total	mg/kg	0.01	<0.01	-	-	-	-	-	-	-	-	-	-
	Phenol	mg/kg	0.01	<0.01	-	-	-	-	-	-	-	-	-	-
	Phenols Monohydric	mg/kg	0.035	<0.035	-	-	-	-	-	-	-	-	-	-
Organofins	Dibutyltin	mg/kg	-	-	-	-	-	-	-	-	-	-	-	-
	Monophenyltin	mg/kg	-	-	-	-	-	-	-	-	-	-	-	-
	Diphenyltin	mg/kg	-	-	-	-	-	-	-	-	-	-	-	-
	Monobutyltin	mg/kg	-	-	-	-	-	-	-	-	-	-	-	-
	Tetrabutyltin	mg/kg	-	-	-	-	-	-	-	-	-	-	-	-
	Tributyltin	mg/kg	0.001	-	-	-	-	<0.005	-	-	<0.005	-	-	-
	Triphenyltin	mg/kg	-	-	-	-	-	-	-	-	-	-	-	-
Pesticides	Etrimefos	mg/kg	0.002	-	-	-	-	-	-	-	-	-	-	-
	Hepatachlor epoxide	mg/kg	0.002	-	-	-	-	-	-	-	-	-	-	-
	Methachloros	mg/kg	0.002	-	-	-	-	-	-	-	-	-	-	-
	Propetamphos	mg/kg	0.002	-	-	-	-	-	-	-	-	-	-	-
	Simetryn	mg/kg	0.05	-	-	-	-	-	-	-	-	-	-	-
	Sodium Acifluorfen	mg/kg	-	-	-	-	-	-	-	-	-	-	-	-
	Tecmazene	mg/kg	0.003	-	-	-	-	-	-	-	-	-	-	-
	2,4,5-TP (Sivex)	mg/kg	-	-	-	-	-	-	-	-	-	-	-	-
	Hedonal	mg/kg	-	-	-	-	-	-	-	-	-	-	-	-
	2,4-DDT	mg/kg	0.003	-	-	-	-	-	-	-	-	-	-	-
	2,4-Dichloroac	mg/kg	-	-	-	-	-	-	-	-	-	-	-	-
	4-(2,4-Dichlorophenoxy)butyric Acid (2,4-DB)	mg/kg	-	-	-	-	-	-	-	-	-	-	-	-
	4,4-DDE	mg/kg	0.005	-	-	-	-	-	-	-	-	-	-	-
	4-Chlorophenoxy acetic acid	mg/kg	-	-	-	-	-	-	-	-	-	-	-	-
	a-BHC	mg/kg	0.002	-	-	-	-	-	-	-	-	-	-	-
	Aldrin	mg/kg	0.002	-	-	-	-	-	-	-	-	-	-	-
	Ametryn	mg/kg	0.05	-	-	-	-	-	-	-	-	-	-	-
	Actril (Isavnil)	mg/kg	-	-	-	-	-	-	-	-	-	-	-	-
	Atraton	mg/kg	0.05	-	-	-	-	-	-	-	-	-	-	-
	Atrazine	mg/kg	0.05	-	-	-	-	-	-	-	-	-	-	-
	Azinophos methyl	mg/kg	0.005	-	-	-	-	-	-	-	-	-	-	-
	b-BHC	mg/kg	0.002	-	-	-	-	-	-	-	-	-	-	-
	Bentazone	mg/kg	0.1	-	-	-	-	-	-	-	-	-	-	-
	Bromoxnil	mg/kg	-	-	-	-	-	-	-	-	-	-	-	-
	Carbofenthothion	mg/kg	0.003	-	-	-	-	-	-	-	-	-	-	-
	chloridane	mg/kg	0.002	-	-	-	-	-	-	-	-	-	-	-
	Chlordane (cis)	mg/kg	0.002	-	-	-	-	-	-	-	-	-	-	-
	Azinophos Ethyl	mg/kg	0.005	-	-	-	-	-	-	-	-	-	-	-
	Chlordane (trans)	mg/kg	0.05	-	-	-	-	-	-	-	-	-	-	-
	Chlorfenvinphos	mg/kg	0.003	-	-	-	-	-	-	-	-	-	-	-
	Chlorotoluron	mg/kg	-	-	-	-	-	-	-	-	-	-	-	-
	Chlorovifos	mg/kg	0.002	-	-	-	-	-	-	-	-	-	-	-
	Chlorpyrifos-methyl	mg/kg	0.002	-	-	-	-	-	-	-	-	-	-	-
	Cyanazine	mg/kg	-	-	-	-	-	-	-	-	-	-	-	-
	d-BHC	mg/kg	0.002	-	-	-	-	-	-	-	-	-	-	-
	DDD	mg/kg	0.005	-	-	-	-	-	-	-	-	-	-	-
	DDT	mg/kg	0.005	-	-	-	-	-	-	-	-	-	-	-
	Chlorothalonil	mg/kg	0.002	-	-	-	-	-	-	-	-	-	-	-
	Diazinon	mg/kg	0.001	-	-	-	-	-	-	-	-	-	-	-
	Dicamba	mg/kg	-	-	-	-	-	-	-	-	-	-	-	-
	Dichlobenil	mg/kg	0.001	-	-	-	-	-	-	-	-	-	-	-
	cis-Permethrin	mg/kg	0.003	-	-	-	-	-	-	-	-	-	-	-
	Dichlorvos	mg/kg	0.002	-	-	-	-	-	-	-	-	-	-	-
	Diclofop	mg/kg	-	-	-	-	-	-	-	-	-	-	-	-
	Dieldrin	mg/kg	0.005	-	-	-	-	-	-	-	-	-	-	-
	Dimethoate	mg/kg	0.003	-	-	-	-	-	-	-	-	-	-	-
	Dinoseb	mg/kg	-	-	-	-	-	-	-	-	-	-	-	-
	Diuron	mg/kg	-	-	-	-	-	-	-	-	-	-	-	-
	Endosulfan I	mg/kg	0.001	-	-	-	-	-	-	-	-	-	-	-
	Endosulfan II	mg/kg	0.01	-	-	-	-	-	-	-	-	-	-	-
	Endosulfan sulphate	mg/kg	0.005	-	-	-	-	-	-	-	-	-	-	-
	Endrin	mg/kg	0.003	-	-	-	-	-	-	-	-	-	-	-
	Endrin ketone	mg/kg	0.03	-	-	-	-	-	-	-	-	-	-	-
	Ethion	mg/kg	0.003	-	-	-	-	-	-	-	-	-	-	-
	Fenitrothion	mg/kg	0.005	-	-	-	-	-	-	-	-	-	-	-
	Fenitrothion	mg/kg	0.01	-	-	-	-	-	-	-	-	-	-	-
	Fluroxypyr	mg/kg	0.1	-	-	-	-	-	-	-	-	-	-	-

		Field ID	OH7007-X-6.80-ES-191014	OH7008A-X-0.05-ES-191031	OH7008A-X-0.60-ES-191031	OH7008A-X-2.20-ES-191105	OH7008A-X-22.80-ES-191107	OH7008A-X-6.50-ES-191105	OH7008A-X-7.00-ES-191105	OH7008-X-0.05-ES-191007	OH7008-X-1.00-ES-191007	
		Location Code	OH7007	OH7008A	OH7008A	OH7008A	OH7008A	OH7008A	OH7008A	OH7008	OH7008	
		Sample Depth Range	6.8	0.05	0.6	2.2	22.8	6.5	7	0.05	1	
		Sample Date	14/10/2019	31/10/2019	31/10/2019	05/11/2019	07/11/2019	05/11/2019	05/11/2019	07/10/2019	07/10/2019	
		Matrix Description	LQM S4UL Public Open Space (POS) Residential - 1% SOM									
		C4SL Public Open Space (POS) Residential										
Chem Group	ChemName	output unit	EQL									
	g-BHC (Lindane)	mg/kg	0.001									
	Heptachlor	mg/kg	0.003									
	Isodrin	mg/kg	0.002									
	Isoproturon	mg/kg	-									
	Linuron	mg/kg	-									
	Malathion	mg/kg	0.002									
	2-Methyl-4-chlorophenoxyacetic acid	mg/kg	-									
	2-Methyl-4-Chlorophenoxy Butanoic Acid	mg/kg	-									
	Mecoprop	mg/kg	-									
	Methoxychlor	mg/kg	0.005									
	Methyl carathion	mg/kg	0.01									
	Mevinphos (Phosdrin)	mg/kg	0.002									
	o,p-DDD	mg/kg	0.005									
	o,p'-DDE	mg/kg	0.002									
	o,p'-Methoxychlor	mg/kg	0.05									
	Parathion	mg/kg	0.005									
	Pendimethalin	mg/kg	0.01									
	Permethrin	mg/kg	0.05									
	Permethrin II	mg/kg	0.003									
	Phorate	mg/kg	0.01									
	Priniphos-methyl	mg/kg	0.002									
	Priniphos-ethyl	mg/kg	0.002									
	Prometon	mg/kg	0.05									
	Prometryn	mg/kg	0.05									
	Pronamide	mg/kg	0.002									
	Propazine	mg/kg	0.05									
	Propiconazole	mg/kg	-									
	Propoxycarbazono-sodium	mg/kg	-									
	Simazine	mg/kg	0.05									
	Terbutryn	mg/kg	0.05									
	Terbutylazine	mg/kg	0.05									
	Phoxalone	mg/kg	0.005									
	Phosphamidon	mg/kg	0.005									
	Triadimefon	mg/kg	0.002									
	Triallate	mg/kg	0.002									
	Triclopyr	mg/kg	0.1									
	Tricosan	mg/kg	-									
	Trifluralin	mg/kg	0.01									
	Tebuconazole	mg/kg	-									
	Telodrin	mg/kg	0.05									
	Triazophos	mg/kg	0.003									
SVOC TIC	SVOC TICs - Detect	Detect	-									
	Anthraquinone 9,10-	mg/kg	-									
	SVOC Tentatively Identified Compounds	mg/kg	0.1									
	Aniline	mg/kg	0.3									
VOC TIC	VOC TICs - Detect	Detect	-									
	VOC Tentatively Identified Compounds	mg/kg	0.05									
	Freon 113	mg/kg	0.005									
Other	Temperature	°C	17.9									
	Conductivity @ 20°C	µS/cm	14									
	% Stones >4mm	%	-									
	Fraction of non-crushable material	%	0									
	Moisture Content (dried @35°C)	%	40									
	Moisture Content 105C	%	0.1									
	pH (Lab)	pH Units	1									
	Stone Content	%	0.1									
	Total Organic Carbon	%	0.02									

**Env Stds Comments**  
 #1:GAC is only presented as speciated chromium. 7.7mg/kg is used for hexavalent. If hexavalent chromium (CVI) data is available, a value of 1,500mg/kg r  
 #2:C4SL for lead adopted  
 #3:GAC only presented as speciated mercury. 16mg/kg is used for elemental mercury. If the CSM indicates that elemental mercury is not a CoC and mercury  
 #4:Updated S4UL for nickel  
 #5:S4UL exceeds solubility saturation limit  
 #6:Criteria derived for Al<sup>3</sup>-C16-C35 split between Al<sup>3</sup>-C16-21 & Al<sup>3</sup>-C21-35. Requires summation of fractions to use Al<sup>3</sup>-C16-C35 criteria.  
 #7:Criteria presented is for p-xylene. A separate value is presented for o-xylene.  
 #8:S4UL based on a threshold protective of direct skin contact with phenol

**Legend**

38.2	Results exceeds GAC.
<50	Results MDL is greater than GAC.
NAD	No asbestos detected.
-	Determinand has not been tested for.

**Notes**  
 A range is given where a determinand has been analysed for by more than one method.





Chem Group	ChemName	output unit	EQL	Field ID	Matrix Description											
					LQM S4UL Public Open Space (POS) Residential - 1% SOM											
					OH07012-X-0.05-ES-191007	OH07012-X-0.30-ES-191007	OH07012-X-0.50-ES-191007	OH07012-X-1.00-ES-191007	OH07012-X-2.00-ES-191008	OH07012-X-22.70-ES-191011	OH07012-X-26.70-ES-191015	OH07012-X-32.60-ES-191021	OH07012-X-4.00-ES-191008			
Location Code	OH07012	OH07012	OH07012	OH07012	OH07012	OH07012	OH07012	OH07012	OH07012	OH07012	OH07012	OH07012				
Sample Depth	0.05	0.3	0.5	1	2	22.7	26.7	32.6-32.8	4							
Range	07/10/2019	07/10/2019	07/10/2019	07/10/2019	08/10/2019	11/10/2019	15/10/2019	21/10/2019	08/10/2019							
Sample Date	07/10/2019	07/10/2019	07/10/2019	07/10/2019	08/10/2019	11/10/2019	15/10/2019	21/10/2019	08/10/2019							
Matrix Description	LQM S4UL Public Open Space (POS) Residential - 1% SOM															
Chem Group	ChemName	output unit	EQL	07/10/2019	07/10/2019	07/10/2019	07/10/2019	08/10/2019	11/10/2019	15/10/2019	21/10/2019	08/10/2019				
TPH	>C6-C6	mg/kg	0.02	-	-	-	-	<0.02	<0.02	<0.02	<0.02	-				
	>C6-C7	mg/kg	0.02	-	-	-	-	<0.02	<0.02	<0.02	<0.02	-				
	>C7-C8	mg/kg	0.02	-	-	-	-	<0.02	<0.02	<0.02	<0.02	-				
	>C6-C8	mg/kg	0.2	-	-	-	-	<0.02	<0.02	<0.02	<0.02	-				
	>C8-C10	mg/kg	0.02	-	-	-	-	0.0335	<0.02	<0.02	<0.02	-				
	>C10-C12	mg/kg	0.02	-	-	-	-	<35 - 0.0988	<0.02	<0.02	<0.02	-				
	>C12-C16	mg/kg	2	-	-	-	-	<35	<35	<35	<35	-				
	>C16-C21	mg/kg	2	-	-	-	-	<35	<35	<35	<35	-				
	>C21-C28	mg/kg	35	-	-	-	-	47.5	<35	<35	<35	-				
	>C21-C35	mg/kg	4.38	-	-	-	-	-	-	-	-	-				
	>C28-C35	mg/kg	35	-	-	-	-	46.9	<35	<35	<35	-				
	>C31-C40	mg/kg	10	-	-	-	-	-	-	-	-	-				
	>C35-C40	mg/kg	35	-	-	-	-	<35	<35	<35	<35	-				
	GRO >C5-10	mg/kg	0.02	<0.02	<0.02	0.0825	0.0655	-	-	-	-	-	1.22			
	TPH >C8-C40	mg/kg	10	-	-	-	-	-	-	-	-	-	-			
	EPH >C5-40	mg/kg	35	-	-	-	-	143	<35	<35	<35	-	-			
	EPH >C10-40	mg/kg	35	-	-	-	-	143	<35	<35	<35	-	-			
	GRO >C5-12	mg/kg	0.2	-	-	-	-	-	-	-	-	-	-			
GRO >C5-12	mg/kg	0.1	-	-	-	-	0.144	<0.1	<0.1	<0.1	-	-				
TPH by GC/ED (AR)	mg/kg	10	-	-	-	-	-	-	-	-	-	-				
BTEX and MTBE	Benzene	mg/kg	0.001	140	72	<0.09	<0.009	<0.009	<0.009	<0.009	<0.009	<0.009	<0.18			
	Toluene	mg/kg	0.005	56000	<0.07	<0.007	<0.007	<0.007	<0.007	<0.007	<0.007	<0.007	<0.14			
	Ethylbenzene	mg/kg	0.002	24000	<0.04	<0.004	<0.004	<0.004	<0.004	<0.004	<0.004	<0.08				
	Xylene (m & o)	mg/kg	0.004	41000	<0.1	<0.01	<0.01	<0.01	<0.01	<0.01	<0.01	<0.01	<0.2			
	Xylene (o)	mg/kg	0.002	41000	<0.1	<0.01	<0.01	<0.01	<0.01	<0.01	<0.01	<0.01	<0.2			
	Xylene Total	mg/kg	0.02	<0.2	<0.02	<0.02	<0.02	<0.02	-	-	-	-	<0.4			
	MTBE	mg/kg	0.001	<0.1	<0.01	<0.01	<0.01	<0.01	<0.01	<0.01	<0.01	<0.01	<0.2			
	Total BTEX	mg/kg	0.04	<0.4	<0.04	<0.04	<0.04	<0.04	<0.04	<0.04	<0.04	<0.04	<0.8			
	VOC	Styrene	mg/kg	0.001	-	-	-	-	-	-	-	-	-	<0.2		
		cis-1,3-dichloroethene	mg/kg	0.001	-	-	-	-	-	-	-	-	-	<0.2		
trans-1,3-dichloroethene		mg/kg	0.001	-	-	-	-	-	-	-	-	-	<0.2			
1,1,1,2-tetrachloroethane		mg/kg	0.001	1400	-	-	-	-	-	-	-	-	<0.2			
1,1,1-trichloroethane		mg/kg	0.001	140000	-	-	-	-	-	-	-	-	<0.14			
1,1,2,2-tetrachloroethane		mg/kg	0.001	1400	-	-	-	-	-	-	-	-	<0.2			
1,1,2-trichloroethane		mg/kg	0.001	-	-	-	-	-	-	-	-	-	<0.2			
1,1-dichloroethane		mg/kg	0.001	-	-	-	-	-	-	-	-	-	<0.16			
1,1-dichloroethene		mg/kg	0.001	-	-	-	-	-	-	-	-	-	<0.2			
1,1-dichloroethene		mg/kg	0.001	-	-	-	-	-	-	-	-	-	<0.2			
1,2-dichloroethane		mg/kg	0.001	-	-	-	-	-	-	-	-	-	<0.32			
1,2-dichloroethene		mg/kg	0.001	-	-	-	-	-	-	-	-	-	<0.18			
1,2-dibromo-3-chloropropane		mg/kg	0.001	-	-	-	-	-	-	-	-	-	<0.28			
1,2-dibromoethane		mg/kg	0.001	-	-	-	-	-	-	-	-	-	<0.2			
1,2-dichloroethane		mg/kg	0.001	29	-	-	-	-	-	-	-	-	<0.1			
1,2-dichloroethene		mg/kg	0.001	-	-	-	-	-	-	-	-	-	<0.2			
1,3,5-trimethylbenzene		mg/kg	0.001	-	-	-	-	-	-	-	-	-	<0.16			
1,3-dichloropropane		mg/kg	0.001	-	-	-	-	-	-	-	-	-	<0.14			
2,2-dichloropropane		mg/kg	0.001	-	-	-	-	-	-	-	-	-	<0.2			
2-chlorotoluene		mg/kg	0.001	-	-	-	-	-	-	-	-	-	<0.18			
4-chlorotoluene		mg/kg	0.001	-	-	-	-	-	-	-	-	-	<0.2			
Bromobenzene		mg/kg	0.001	-	-	-	-	-	-	-	-	-	<0.2			
Bromochloromethane		mg/kg	0.001	-	-	-	-	-	-	-	-	-	<0.2			
Bromodichloromethane		mg/kg	0.001	-	-	-	-	-	-	-	-	-	<0.14			
Bromoform		mg/kg	0.001	-	-	-	-	-	-	-	-	-	<0.2			
Bromomethane		mg/kg	0.001	-	-	-	-	-	-	-	-	-	<0.2			
Carbon disulfide		mg/kg	0.007	11000	-	-	-	-	-	-	-	-	<0.14			
Carbon tetrachloride		mg/kg	0.001	890	-	-	-	-	-	-	-	-	<0.2			
Chlorobromomethane		mg/kg	0.001	-	-	-	-	-	-	-	-	-	<0.2			
Chloroethane		mg/kg	0.002	-	-	-	-	-	-	-	-	-	<0.2			
Chloroform		mg/kg	0.001	2500	-	-	-	-	-	-	-	-	<0.16			
Chloromethane		mg/kg	0.003	-	-	-	-	-	-	-	-	-	<0.14			
cis-1,2-dichloroethene		mg/kg	0.005	-	-	-	-	-	-	-	-	-	<0.12			
Dibromomethane		mg/kg	0.001	-	-	-	-	-	-	-	-	-	<0.18			
Dichlorodifluoromethane		mg/kg	0.001	-	-	-	-	-	-	-	-	-	<0.12			
Dichloromethane		mg/kg	0.01	-	-	-	-	-	-	-	-	-	<0.2			
Isopropylbenzene		mg/kg	0.001	-	-	-	-	-	-	-	-	-	<0.1			
n-butylbenzene		mg/kg	0.001	-	-	-	-	-	-	-	-	-	<0.22			
n-propylbenzene		mg/kg	0.001	-	-	-	-	-	-	-	-	-	<0.2			
p-isocrotyltoluene		mg/kg	0.001	-	-	-	-	-	-	-	-	-	<0.2			
sec-butylbenzene		mg/kg	0.001	-	-	-	-	-	-	-	-	-	<0.2			
Trichloroethene		mg/kg	0.001	120	-	-	-	-	-	-	-	-	<0.18			
tert-butylbenzene		mg/kg	0.001	-	-	-	-	-	-	-	-	-	<0.28			
Tetrachloroethene		mg/kg	0.003	1400	-	-	-	-	-	-	-	-	<0.1			
trans-1,2-dichloroethene		mg/kg	0.001	-	-	-	-	-	-	-	-	-	<0.2			
Trichlorofluoromethane		mg/kg	0.001	-	-	-	-	-	-	-	-	-	<0.12			
Vinyl chloride		mg/kg	0.001	3.5	-	-	-	-	-	-	-	-	<0.12			
tert-Amyl methyl ether		mg/kg	0.01	-	-	-	-	-	-	-	-	-	<0.2			
VOC/SVOC	1,2,3-trichlorobenzene	mg/kg	0.001	1800	-	-	-	-	-	-	-	-	<0.4			
	1,2,4-trichlorobenzene	mg/kg	0.003	15000	-	-	-	-	-	-	-	-	<0.1			
	1,2-dichlorobenzene	mg/kg	0.001	90000	-	-	-	-	-	-	-	-	<0.1			
	1,3,5-Trichlorobenzene	mg/kg	0.001	1700	-	-	-	-	-	-	-	-	<0.1			
	1,3-dichlorobenzene	mg/kg	0.001	300	-	-	-	-	-	-	-	-	<0.1			
	1,4-dichlorobenzene	mg/kg	0.001	17000	-	-	-	-	-	-	-	-	<0.1			
	Chlorobenzene	mg/kg	0.001	11000	-	-	-	-	-	-	-	-	<0.1			
Hexachlorobutadiene	mg/kg	0.002	25	-	-	-	-	-	-	-	-	<0.1				

		Field ID	OH7012-X-0.05-ES-191007	OH7012-X-0.30-ES-191007	OH7012-X-0.50-ES-191007	OH7012-X-1.00-ES-191007	OH7012-X-2.00-ES-191008	OH7012-X-22.70-ES-191011	OH7012-X-26.70-ES-191015	OH7012-X-32.60-ES-191021	OH7012-X-4.00-ES-191008	
		Location Code	OH7012	OH7012	OH7012	OH7012	OH7012	OH7012	OH7012	OH7012	OH7012	
		Sample Depth Range	0.05	0.3	0.5	1	2	2.7	26.7	32.6-32.8	4	
		Sample Date Time	07/10/2019	07/10/2019	07/10/2019	07/10/2019	08/10/2019	11/10/2019	15/10/2019	21/10/2019	08/10/2019	
		Matrix Description	LQM S4UL Public Open Space (POS) Residential - 1% SOM									
		C4SL Public Open Space (POS) Residential										
Chem Group	ChemName	output unit	EQL									
SVOC	Benzyl alcohol	mg/kg	0.5	-	-	-	-	-	-	-	-	
	Diphenyl ether	mg/kg	0.1	-	-	-	-	-	-	-	-	
	4-bromophenyl phenyl ether	mg/kg	0.1	-	-	-	-	-	-	-	<0.1	
	4-nitroaniline	mg/kg	0.1	-	-	-	-	-	-	-	<0.1	
	4-nitrophenol	mg/kg	0.1	-	-	-	-	-	-	-	<0.1	
	1,1-Biohenyl	mg/kg	0.1	-	-	-	-	-	-	-	-	
	1,2,3,4-tetrachlorobenzene	mg/kg	0.001	830	-	-	-	-	-	-	-	
	1-Methylnaphthalene	mg/kg	0.1	-	-	-	-	-	-	-	-	
	2,4,5-trichlorophenol	mg/kg	0.1	-	-	-	-	-	-	-	<0.1	
	2,4,6-trichlorophenol	mg/kg	0.1	-	-	-	-	-	-	-	<0.1	
	2,4-dichlorophenol	mg/kg	0.1	-	-	-	-	-	-	-	<0.1	
	2,4-dimethylphenol	mg/kg	0.1	-	-	-	-	-	-	-	<0.1	
	2,4-dinitrophenol	mg/kg	0.5	-	-	-	-	-	-	-	<0.1	
	2,4-dinitrotoluene	mg/kg	0.1	-	-	-	-	-	-	-	<0.1	
	2,6-dinitrotoluene	mg/kg	0.1	-	-	-	-	-	-	-	<0.1	
	2-chloronaphthalene	mg/kg	0.1	-	-	-	-	-	-	-	<0.1	
	2-chlorophenol	mg/kg	0.1	-	-	-	-	-	-	-	<0.1	
	2-methylnaphthalene	mg/kg	0.1	-	-	-	-	-	-	-	<0.1	
	2-methylphenol	mg/kg	0.1	-	-	-	-	-	-	-	<0.1	
	2-nitroaniline	mg/kg	0.1	-	-	-	-	-	-	-	<0.1	
	2-nitrophenol	mg/kg	0.1	-	-	-	-	-	-	-	<0.1	
	3-nitroaniline	mg/kg	0.1	-	-	-	-	-	-	-	<0.1	
	4,6-Dinitro-2-methylphenol	mg/kg	0.2	-	-	-	-	-	-	-	-	
	4-chloro-3-methylphenol	mg/kg	0.1	-	-	-	-	-	-	-	<0.1	
	4-chloroaniline	mg/kg	0.1	-	-	-	-	-	-	-	<0.1	
	4-chlorophenol	mg/kg	0.5	620	-	-	-	-	-	-	-	
	4-chlorophenyl phenyl ether	mg/kg	0.1	-	-	-	-	-	-	-	<0.1	
	4-methylphenol	mg/kg	0.1	-	-	-	-	-	-	-	<0.1	
	Azobenzene	mg/kg	0.1	-	-	-	-	-	-	-	<0.1	
	Benzoic Acid	mg/kg	0.5	-	-	-	-	-	-	-	-	
	Bis(2-chloroethoxy) methane	mg/kg	0.1	-	-	-	-	-	-	-	<0.1	
	Bis(2-chloroethyl) ether	mg/kg	0.1	-	-	-	-	-	-	-	<0.1	
	Bis(2-chloroisopropyl) ether	mg/kg	0.1	-	-	-	-	-	-	-	<0.1	
	Bis(2-ethylhexyl) phthalate	mg/kg	0.1	-	-	-	-	-	-	-	2.71	
	Butyl benzyl phthalate	mg/kg	0.1	-	-	-	-	-	-	-	<0.1	
	Cabazole	mg/kg	0.1	-	-	-	-	-	-	-	<0.1	
	Dibenzofuran	mg/kg	0.1	-	-	-	-	-	-	-	<0.1	
	Diethylbithalate	mg/kg	0.1	-	-	-	-	-	-	-	<0.1	
	Dimethyl phthalate	mg/kg	0.1	-	-	-	-	-	-	-	<0.1	
	Di-n-butyl phthalate	mg/kg	0.1	-	-	-	-	-	-	-	0.998	
	Di-n-octyl phthalate	mg/kg	0.1	-	-	-	-	-	-	-	<0.1	
	Hexachlorobenzene	mg/kg	0.002	16	-	-	-	-	-	-	<0.1	
	Hexachlorocyclopentadiene	mg/kg	0.1	-	-	-	-	-	-	-	<0.1	
	Hexachloroethane	mg/kg	0.1	-	-	-	-	-	-	-	<0.1	
	Isophorone	mg/kg	0.1	-	-	-	-	-	-	-	1.14	
	Nitrobenzene	mg/kg	0.1	-	-	-	-	-	-	-	<0.1	
	N-nitrosodi-n-propylamine	mg/kg	0.1	-	-	-	-	-	-	-	<0.1	
n-Nitrosodiphenylamine	mg/kg	0.1	-	-	-	-	-	-	-	-		
Pentachlorobenzene	mg/kg	0.001	100	-	-	-	-	-	-	-		
Pentachloronitrobenzene	mg/kg	0.05	-	-	-	-	-	-	-	-		
Pentachlorophenol	mg/kg	0.1	60	-	-	-	-	-	-	<0.1		
PCB	PCB-110	mg/kg	-	-	-	-	-	-	-	-	-	
	PCB-128	mg/kg	-	-	-	-	-	-	-	-	-	
	PCB-141	mg/kg	-	-	-	-	-	-	-	-	-	
	PCB-149	mg/kg	-	-	-	-	-	-	-	-	-	
	PCB-151	mg/kg	-	-	-	-	-	-	-	-	-	
	PCB-158	mg/kg	-	-	-	-	-	-	-	-	-	
	PCB-170	mg/kg	-	-	-	-	-	-	-	-	-	
	PCB-18	mg/kg	-	-	-	-	-	-	-	-	-	
	PCB-183	mg/kg	-	-	-	-	-	-	-	-	-	
	PCB-187	mg/kg	-	-	-	-	-	-	-	-	-	
	PCB-194	mg/kg	-	-	-	-	-	-	-	-	-	
	PCB-31	mg/kg	-	-	-	-	-	-	-	-	-	
	PCB-44	mg/kg	-	-	-	-	-	-	-	-	-	
	PCB-49	mg/kg	-	-	-	-	-	-	-	-	-	
	2,2,4-tetrachloro-1,1-Biphenyl	mg/kg	-	-	-	-	-	-	-	-	-	
	2,3,4,4-tetrachloro-1,1-Biphenyl	mg/kg	-	-	-	-	-	-	-	-	-	
	Heptachlorobiphenyl, 2,3,3,4,4,5,5- (PCB 189)	mg/kg	0.003	-	-	-	-	-	-	-	-	
	Hexachlorobiphenyl, 2,3,3,4,4,5- (PCB 156)	mg/kg	0.003	-	-	-	-	-	-	-	-	
	Hexachlorobiphenyl, 2,3,3,4,4,5- (PCB 157)	mg/kg	0.003	-	-	-	-	-	-	-	-	
	Hexachlorobiphenyl, 2,3,4,4,5,5- (PCB 167)	mg/kg	0.003	-	-	-	-	-	-	-	-	
	Hexachlorobiphenyl, 3,3,4,4,5,5- (PCB 169)	mg/kg	0.003	-	-	-	-	-	-	-	-	
	PCB 101	mg/kg	0.003	-	-	-	-	-	-	-	-	
	PCB 118	mg/kg	0.003	-	-	-	-	-	-	-	-	
	PCB 138	mg/kg	0.003	-	-	-	-	-	-	-	-	
	PCB 153	mg/kg	0.003	-	-	-	-	-	-	-	-	
	PCB 160	mg/kg	0.003	-	-	-	-	-	-	-	-	
	PCB 26	mg/kg	0.003	-	-	-	-	-	-	-	-	
	PCB 52	mg/kg	0.003	-	-	-	-	-	-	-	-	
	Pentachlorobiphenyl, 2,3,3,4,4- (PCB 105)	mg/kg	0.003	-	-	-	-	-	-	-	-	
	Pentachlorobiphenyl, 2,3,3,4,4,5- (PCB 114)	mg/kg	0.003	-	-	-	-	-	-	-	-	
Pentachlorobiphenyl, 2,3,3,4,4,5- (PCB 123)	mg/kg	0.003	-	-	-	-	-	-	-	-		
Pentachlorobiphenyl, 3,3,4,4,5- (PCB 126)	mg/kg	0.003	-	-	-	-	-	-	-	-		
Tetrachlorobiphenyl, 3,3,4,4- (PCB 77)	mg/kg	0.003	-	-	-	-	-	-	-	-		
Tetrachlorobiphenyl, 3,4,4,5- (PCB 81)	mg/kg	0.003	-	-	-	-	-	-	-	-		
Total PCB 7 congeners	mg/kg	0.021	-	-	-	-	-	-	-	-		
Total PCB WHO 12	mg/kg	0.036	-	-	-	-	-	-	-	-		

Chem Group	ChemName	output unit	EQL	Matrix Description	Field ID	OH07012-X-0.05-ES-191007	OH07012-X-0.30-ES-191007	OH07012-X-0.50-ES-191007	OH07012-X-1.00-ES-191007	OH07012-X-2.00-ES-191008	OH07012-X-22.70-ES-191011	OH07012-X-26.70-ES-191015	OH07012-X-32.60-ES-191021	OH07012-X-4.00-ES-191008			
					Location Code	OH07012	OH07012	OH07012	OH07012	OH07012	OH07012	OH07012	OH07012	OH07012	OH07012	OH07012	OH07012
					Sample Depth Range	0.05	0.3	0.5	1	2	22.7	26.7	32.6-32.8	4	4		
Sample Date Time					07/10/2019	07/10/2019	07/10/2019	07/10/2019	08/10/2019	11/10/2019	15/10/2019	21/10/2019	08/10/2019				
C4SL Public Open Space (POS) Residential					LQM S4UL Public Open Space (POS) Residential - 1% SOM												
Phenolics	Xenolene	mg/kg	0.015		<0.015	<0.015	<0.015	<0.015	<0.015	<0.015	<0.015	<0.015	<0.015	<0.015			
	Phenol Index	mg/kg	0.5		-	-	-	-	-	-	-	-	-	-			
	3-84-methylphenol	mg/kg	0.1		-	-	-	-	-	-	-	-	-	-			
	Cresol Total	mg/kg	0.01		<0.01	<0.01	<0.01	<0.01	<0.01	<0.01	<0.01	<0.01	<0.01	<0.01			
	Phenol	mg/kg	0.01		<0.01	<0.01	0.157	0.0378	<0.01	<0.01	<0.01	<0.01	<0.01	<0.01			
Organofins	Phenols Monohydric	mg/kg	0.035	144-1760 <sup>8</sup>	<0.035	<0.035	0.157	<0.035	<0.035	<0.035	<0.035	<0.035	<0.035	<0.035			
	Dibutyltin	mg/kg	-		-	-	-	-	-	-	-	-	-	-			
	Monophenyltin	mg/kg	-		-	-	-	-	-	-	-	-	-	-			
	Diphenyltin	mg/kg	-		-	-	-	-	-	-	-	-	-	-			
	Monobutyltin	mg/kg	-		-	-	-	-	-	-	-	-	-	-			
Pesticides	Tributyltin	mg/kg	0.001		-	-	-	-	-	-	-	-	-	-			
	Triphenyltin	mg/kg	-		-	-	-	-	-	-	-	-	-	-			
	Etrinfos	mg/kg	0.002		-	-	-	-	-	-	-	-	-	-			
	Hepachlor epoxide	mg/kg	0.002		-	-	-	-	-	-	-	-	-	-			
	Methachloros	mg/kg	0.002		-	-	-	-	-	-	-	-	-	-			
	Propetamphos	mg/kg	0.002		-	-	-	-	-	-	-	-	-	-			
	Simetryn	mg/kg	0.05		-	-	-	-	-	-	-	-	-	-			
	Sodium Acifluorfen	mg/kg	-		-	-	-	-	-	-	-	-	-	-			
	Tetrazasene	mg/kg	0.003		-	-	-	-	-	-	-	-	-	-			
	2,4,5-TP (Silvex)	mg/kg	-		-	-	-	-	-	-	-	-	-	-			
Pesticides	Hedonal	mg/kg	-		-	-	-	-	-	-	-	-	-	-			
	2,4-DDT	mg/kg	0.003		-	-	-	-	-	-	-	-	-	-			
	2,4-Dichloroo	mg/kg	-		-	-	-	-	-	-	-	-	-	-			
	4-(2,4-Dichlorophenoxy)butyric Acid (2,4-DB)	mg/kg	-		-	-	-	-	-	-	-	-	-	-			
	4,4-DDE	mg/kg	0.005		-	-	-	-	-	-	-	-	-	-			
	4-Chlorophenoxy acetic acid	mg/kg	-		-	-	-	-	-	-	-	-	-	-			
	a-BHC	mg/kg	0.002	24	-	-	-	-	-	-	-	-	-	-			
	Aldrin	mg/kg	0.002	18	-	-	-	-	-	-	-	-	-	-			
	Ametryn	mg/kg	0.05		-	-	-	-	-	-	-	-	-	-			
	Acetyl (hexnill)	mg/kg	-		-	-	-	-	-	-	-	-	-	-			
	Atraton	mg/kg	0.05		-	-	-	-	-	-	-	-	-	-			
	Atrazine	mg/kg	0.05	1200	-	-	-	-	-	-	-	-	-	-			
	Azinophos methyl	mg/kg	0.005		-	-	-	-	-	-	-	-	-	-			
	b-BHC	mg/kg	0.002	8.1	-	-	-	-	-	-	-	-	-	-			
	Bentazone	mg/kg	0.1		-	-	-	-	-	-	-	-	-	-			
	Bromoxnill	mg/kg	-		-	-	-	-	-	-	-	-	-	-			
	Carbofenthoion	mg/kg	0.003		-	-	-	-	-	-	-	-	-	-			
	chloridane	mg/kg	0.002		-	-	-	-	-	-	-	-	-	-			
	Chlordane (cis)	mg/kg	0.002		-	-	-	-	-	-	-	-	-	-			
	Azinphos Ethyl	mg/kg	0.005		-	-	-	-	-	-	-	-	-	-			
	Chlordane (trans)	mg/kg	0.05		-	-	-	-	-	-	-	-	-	-			
	Chlorfenvinphos	mg/kg	0.003		-	-	-	-	-	-	-	-	-	-			
	Chlorotoluron	mg/kg	-		-	-	-	-	-	-	-	-	-	-			
	Chlorovifos	mg/kg	0.002		-	-	-	-	-	-	-	-	-	-			
	Chlorpyrifos-methyl	mg/kg	0.002		-	-	-	-	-	-	-	-	-	-			
	Cyanazine	mg/kg	-		-	-	-	-	-	-	-	-	-	-			
	d-BHC	mg/kg	0.002		-	-	-	-	-	-	-	-	-	-			
	DDD	mg/kg	0.005		-	-	-	-	-	-	-	-	-	-			
	DDT	mg/kg	0.005		-	-	-	-	-	-	-	-	-	-			
	Chlorothalonil	mg/kg	0.002		-	-	-	-	-	-	-	-	-	-			
	Diazinon	mg/kg	0.001		-	-	-	-	-	-	-	-	-	-			
	Dicamba	mg/kg	-		-	-	-	-	-	-	-	-	-	-			
	Dichlobenil	mg/kg	0.001		-	-	-	-	-	-	-	-	-	-			
	cis-Permethrin	mg/kg	0.003		-	-	-	-	-	-	-	-	-	-			
	Dichlorvos	mg/kg	0.002	16	-	-	-	-	-	-	-	-	-	-			
Diclofop	mg/kg	-		-	-	-	-	-	-	-	-	-	-				
Dieldrin	mg/kg	0.005	18	-	-	-	-	-	-	-	-	-	-				
Dimethoate	mg/kg	0.003		-	-	-	-	-	-	-	-	-	-				
Dinoseb	mg/kg	-		-	-	-	-	-	-	-	-	-	-				
Diuron	mg/kg	-		-	-	-	-	-	-	-	-	-	-				
Endosulfan I	mg/kg	0.001	1200	-	-	-	-	-	-	-	-	-	-				
Endosulfan II	mg/kg	0.01		-	-	-	-	-	-	-	-	-	-				
Endosulfan sulphate	mg/kg	0.005		-	-	-	-	-	-	-	-	-	-				
Endrin	mg/kg	0.003		-	-	-	-	-	-	-	-	-	-				
Endrin ketone	mg/kg	0.03		-	-	-	-	-	-	-	-	-	-				
Ethion	mg/kg	0.003		-	-	-	-	-	-	-	-	-	-				
Fenitrothion	mg/kg	0.005		-	-	-	-	-	-	-	-	-	-				
Fenithion	mg/kg	0.01		-	-	-	-	-	-	-	-	-	-				
Fluroxypyr	mg/kg	0.1		-	-	-	-	-	-	-	-	-	-				

		Field ID	OH7012-X-0.05-ES-191007	OH7012-X-0.30-ES-191007	OH7012-X-0.50-ES-191007	OH7012-X-1.00-ES-191007	OH7012-X-2.00-ES-191008	OH7012-X-22.70-ES-191011	OH7012-X-26.70-ES-191015	OH7012-X-32.60-ES-191021	OH7012-X-4.00-ES-191008	
		Location Code	OH7012	OH7012	OH7012	OH7012	OH7012	OH7012	OH7012	OH7012	OH7012	
		Sample Depth Range	0.05	0.3	0.5	1	2	22.7	26.7	32.6-32.8	4	
		Sample Date	07/10/2019	07/10/2019	07/10/2019	07/10/2019	08/10/2019	11/10/2019	15/10/2019	21/10/2019	08/10/2019	
		Matrix Description	LQM S4UL Public Open Space (POS) Residential - 1% SOM									
		C4SL Public Open Space (POS) Residential										
Chem Group	ChemName	output unit	EQL									
	g-BHC (Lindane)	mg/kg	0.001									
	Heptachlor	mg/kg	0.003									
	Isodrin	mg/kg	0.002									
	Isoproturon	mg/kg	-									
	Linuron	mg/kg	-									
	Malathion	mg/kg	0.002									
	2-Methyl-4-chlorophenoxyacetic acid	mg/kg	-									
	2-Methyl-4-Chlorophenoxy Butanoic Acid	mg/kg	-									
	Mecoprop	mg/kg	-									
	Methoxychlor	mg/kg	0.005									
	Methyl parathion	mg/kg	0.01									
	Mevinphos (Phosdrin)	mg/kg	0.002									
	o,p-DDD	mg/kg	0.005									
	o,p'-DDE	mg/kg	0.002									
	o,p'-Methoxychlor	mg/kg	0.05									
	Parathion	mg/kg	0.005									
	Pendimethalin	mg/kg	0.01									
	Permethrin	mg/kg	0.05									
	Permethrin II	mg/kg	0.003									
	Phorate	mg/kg	0.01									
	Priniphos-methyl	mg/kg	0.002									
	Priniphos-ethyl	mg/kg	0.002									
	Prometon	mg/kg	0.05									
	Prometryn	mg/kg	0.05									
	Pronamide	mg/kg	0.002									
	Propazine	mg/kg	0.05									
	Propiconazole	mg/kg	-									
	Propoxycarbazono-sodium	mg/kg	-									
	Simazine	mg/kg	0.05									
	Terbutryn	mg/kg	0.05									
	Terbutylazine	mg/kg	0.05									
	Phosalone	mg/kg	0.005									
	Phosphamidon	mg/kg	0.005									
	Triadimefon	mg/kg	0.002									
	Triallate	mg/kg	0.002									
	Triclopyr	mg/kg	0.1									
	Triclosan	mg/kg	-									
	Trifluralin	mg/kg	0.01									
	Tebuconazole	mg/kg	-									
	Telodrin	mg/kg	0.05									
	Triazophos	mg/kg	0.003									
SVOC TIC	SVOC TICs - Detect	Detect	-									
	Anthraquinone 9,10-	mg/kg	-									
	SVOC Tentatively Identified Compounds	mg/kg	0.1									
	Aniline	mg/kg	0.3									
VOC TIC	VOC TICs - Detect	Detect	-									
	VOC Tentatively Identified Compounds	mg/kg	0.05									
	Freon 113	mg/kg	0.005									
Other	Temperature	°C	18	17.7	18	18.3	16.9	16.7	17.2	17.7	17.3	
	Conductivity @ 20°C	µS/cm	14	3140 - 3280	2470 - 2720	1190 - 1230	1200 - 1250	1600	807 - 1010	1230	1540 - 1570	2520 - 2580
	% Stones >4mm	%	-	-	-	-	-	-	-	-	-	
	Fraction of non-crushable material	%	-	-	-	-	-	-	-	-	-	
	Moisture Content (dried @35°C)	%	22	24	23	21	22	2	20	21	22	
	Moisture Content 105°C	%	0.1	-	-	-	-	-	-	-	-	
	pH (Lab)	pH Units	1	8.1 - 8.33	8.07 - 8.39	11.1 - 11.3	10.1 - 10.4	9.43 - 9.91	8.37 - 8.77	8.25 - 8.68	8.38 - 8.92	7.32 - 7.86
	Stone Content	%	0.1	-	-	-	-	-	-	-	-	
	Total Organic Carbon	%	0.02	0.508	0.499	0.339	0.321	0.567	<0.2	<0.2	<0.2	8.17

**Env Stds Comments**  
 #1:GAC is only presented as speciated chromium. 7.7mg/kg is used for hexavalent. If hexavalent chromium (CVI) data is available, a value of 1,500mg/kg r  
 #2:C4SL for lead adopted  
 #3:GAC only presented as speciated mercury. 16mg/kg is used for elemental mercury. If the CSM indicates that elemental mercury is not a CoC and mercury  
 #4:Updated S4UL for nickel  
 #5:S4UL exceeds solubility saturation limit  
 #6:Criteria derived for Al<sup>3</sup>-C16-C35 split between Al<sup>3</sup>-C16-21 & Al<sup>3</sup>-C21-35. Requires summation of fractions to use Al<sup>3</sup>-C16-C35 criteria.  
 #7:Criteria presented is for p-xylene. A separate value is presented for o-xylene.  
 #8:S4UL based on a threshold protective of direct skin contact with phenol

**Legend**

38.2	Results exceeds GAC.
<50	Results MDL is greater than GAC.
NAD	No asbestos detected.
-	Determinand has not been tested for.

**Notes**  
 A range is given where a determinand has been analysed for by more than one method.

Chem Group	ChemName	output unit	EQGL	C4SL Public Open Space (POS) Residential	LQM S4UL Public Open Space (POS) Residential - 1% SOM	Matrix Description											
						Sampled Date Time		08/10/2019		08/10/2019		09/10/2019		04/10/2019		04/10/2019	
						Field ID	Location Code	OH07012-X-45.20-ES-191023	OH07012-X-5.00-ES-191008	OH07012-X-6.00-ES-191008	OH07012-X-7.00-ES-191009	OH07012-X-0.05-ES-191004	OH07021-X-0.30-ES-191004	OH07021-X-1.00-ES-191004	OH07021-X-2.00-ES-191004	OH07021-X-2.80-ES-191007	
Anthrax	Detection of Anthrax (Bacillus Anthracis)	Not isolated	-	-	-	-	-	-	-	-	-	-	-	-	-		
Metals	Antimony	mg/kg	0.1	-	81.6	2.01	-	-	-	1.31	0.622	2.32	1.21	7.59			
	Arsenic	mg/kg	0.3	79	67.2	18.9	26.6	14.7	13.6	17.7	13.6	18.7	9.86	37.5			
	Boron	mg/kg	0.5	21000	<1	15.5	26	10.8	3.04	3.15	3.19	1.89	7.74	7.74			
	Cadmium	mg/kg	0.02	220	1.66	0.406	0.288	0.117	0.117	<0.02	0.166	0.212	0.528	0.528			
	Chromium (hexavalent)	mg/kg	0.1	21	7.7	<0.6	<0.6	<0.6	<0.6	<0.6	<0.6	<0.6	<0.6	<0.6			
	Chromium	mg/kg	0.5	21	1.07	568	65.3	36.3	32.5	29	34.7	27.4	29.5	29.5			
	Cobalt	mg/kg	0.1	-	73.1	-	-	-	-	-	-	-	-	-			
	Copper	mg/kg	0.5	12000	1.46	625	33.9	43.3	25.2	25.3	26.7	25.1	482	482			
	Lead	mg/kg	0.5	630	<0.7	1410	89.8	75.2	19.5	17.9	25.3	16.1	381	381			
	Mercury	mg/kg	0.1	-	2.25	<0.14	0.739	<0.14	<0.14	<0.14	<0.14	<0.14	0.682	0.682			
	Molybdenum	mg/kg	0.1	-	15.5	2.21	-	0.267	0.323	0.323	0.462	0.478	7.14	7.14			
	Nickel	mg/kg	0.2	-	2.04	112	28	26	37.6	42.1	42.9	33	80.3	80.3			
	Selenium	mg/kg	0.5	1100	<1	<1	<1	<1	<1	<1	<1	<1	<1	<1			
	Vanadium	mg/kg	0.2	2000	<1	73.1	54.6	64.8	62.7	66.9	48.7	48.7	59.7	59.7			
	Zinc	mg/kg	1.9	81000	11.5	1830	126	150	72.4	76.7	87.2	74.9	483	483			
Asbestos	Anthophyllite	Detect	-	-	NAD	NAD	NAD	NAD	NAD	NAD	NAD	NAD	NAD	NAD			
	Asbestos Containing Material	Detect	-	-	-	-	-	-	-	-	-	-	-	-			
	Asbestos Analysis Comments	-	-	-	Comments in the report	Comments in the report	Comments in the report	-	-	-	-	-	-	-			
	Asbestos PCOM Quantification	%	0.001	-	<0.001	<0.001	<0.001	<0.001	-	-	-	-	-	-			
	Asbestos Quantification Total	%	0.001	-	0.0072	0.0025	<0.001	-	-	-	-	-	-	-			
	Asbestos: Actinolite	Detect	-	-	NAD	NAD	NAD	NAD	NAD	NAD	NAD	NAD	NAD	NAD			
	Additional Asbestos Components (Using TM048)	Comment	-	-	Comments in the report	Comments in the report	Comments in the report	-	-	-	-	-	-	-			
	Crocidolite Asbestos	Detect	-	-	NAD	NAD	NAD	NAD	NAD	NAD	NAD	NAD	NAD	NAD			
	Asbestos Gravimetric Quantification	%	0.001	-	0.0065	0.0019	<0.001	-	-	-	-	-	-	-			
	Asbestos ID (Stage 1)	Detect	-	-	Detected	Detected	Detected	Detected	Detected	Detected	Detected	NAD	NAD	Detected			
	Chrysotile Asbestos	Detect	-	-	Detected	Detected	Detected	Detected	NAD	NAD	NAD	NAD	NAD	NAD			
	Amosite Asbestos	Detect	-	-	Detected	Detected	Detected	Detected	NAD	NAD	NAD	NAD	NAD	NAD			
	Non-Asbestos Fibre	Detect	-	-	Detected	Detected	Detected	Detected	Detected	Detected	Detected	NAD	NAD	NAD			
	Tremolite	Detect	-	-	NAD	NAD	NAD	NAD	NAD	NAD	NAD	NAD	NAD	NAD			
Inorganics	Ammoniacal Nitrogen as N	mg/kg	12	-	-	-	-	-	-	<12	<12	<12	<12	<12			
	Cyanide (Free)	mg/kg	0.5	-	<1	<1	<1	<1	<1	<1	<1	<1	<1	<1			
	Cyanide Total	mg/kg	0.5	-	6.49	<1	<1	<1	<1	<1	<1	<1	<1	<1			
	Cyanides-complex	mg/kg	1	-	6.39	<1	<1	<1	<1	<1	<1	<1	<1	<1			
	Phosphorus	mg/kg	4	-	-	-	-	-	-	-	-	-	-	-			
	Coronene	mg/kg	0.3	-	-	-	-	-	-	-	-	-	-	-			
	Naphthalene	mg/kg	0.005	4900	<0.009	<0.1 - 0.219	0.013	<0.009	<0.009	<0.009	<0.009	<0.009	<0.009	0.0176			
	Acenaphthene	mg/kg	0.008	15000	<0.008	<0.008	0.0288	<0.008	<0.008	<0.008	<0.008	<0.008	<0.008	<0.008			
	Acenaphthylene	mg/kg	0.012	19000	<0.012	<0.1 - 0.112	0.0254	<0.012	<0.012	<0.012	<0.012	<0.012	<0.012	<0.012			
	Fluoranthene	mg/kg	0.017	3100	<0.017	0.668 - 4.06	0.386	<0.017	<0.017	<0.017	<0.017	<0.017	<0.017	0.0457			
	Anthracene	mg/kg	0.016	74000	<0.016	<0.1 - 0.157	0.0277	<0.016	<0.016	<0.016	<0.016	<0.016	<0.016	0.0216			
	Phenanthrene	mg/kg	0.015	3100	<0.015	<0.1 - 0.345	0.116	0.138	<0.015	<0.015	<0.015	<0.015	<0.015	0.0216			
	Fluorene	mg/kg	0.01	9900	<0.01	<0.025	0.0146	0.035	<0.01	<0.01	<0.01	<0.01	<0.01	<0.01			
	Chrysenes	mg/kg	0.01	57	<0.01	0.525 - 1.47	0.163	0.233	<0.01	<0.01	<0.01	<0.01	<0.01	0.0323			
	Pyrene	mg/kg	0.015	7400	<0.015	0.636 - 3.32	0.33	0.368	<0.015	<0.015	<0.015	<0.015	<0.015	0.0395			
	Benzo[a]anthracene	mg/kg	0.014	29	<0.014	0.461 - 1.42	0.177	0.185	<0.014	<0.014	<0.014	<0.014	<0.014	0.0299			
	Benzo[b]fluoranthene	mg/kg	0.015	71	<0.015	0.509 - 2.64	0.235	0.363	<0.015	<0.015	<0.015	<0.015	<0.015	0.0461			
	Benzo[k]fluoranthene	mg/kg	0.014	190	<0.014	0.62 - 1.04	0.0894	0.118	<0.014	<0.014	<0.014	<0.014	<0.014	0.0214			
	Benzo[a]pyrene	mg/kg	0.015	10	<0.015	0.477 - 1.15	0.157	0.209	<0.015	<0.015	<0.015	<0.015	<0.015	0.0289			
	Dibenz[a,h]anthracene	mg/kg	0.023	0.57	<0.023	<0.1	<0.023	<0.023	<0.023	<0.023	<0.023	<0.023	<0.023	<0.023			
	Benzo[ghi]perylene	mg/kg	0.024	640	<0.024	0.509 - 1.22	0.104	0.132	<0.024	<0.024	<0.024	<0.024	<0.024	0.024			
	Indeno[1,2,3-c,d]pyrene	mg/kg	0.018	82	<0.018	0.382 - 1	0.11	0.177	<0.018	<0.018	<0.018	<0.018	<0.018	0.018			
	PAH 16 Total	mg/kg	0.118	-	<0.118	18	1.92	2.62	<0.118	<0.118	<0.118	<0.118	0.262	0.262			
TPH CWG	>C6-C8 Aliphatics	mg/kg	0.01	(see)1570000 <sup>PS</sup>	-	0.0191	-	<0.01	-	<0.01	<0.01	<0.01	<0.01	0.015			
	>C6-C7 Aliphatics	mg/kg	0.2	600000	-	-	-	-	-	-	-	-	-	-			
	>C6-C8 Aliphatics	mg/kg	0.01	600000	-	0.0366	<0.01	-	<0.01	<0.01	<0.01	<0.01	<0.01	0.0585			
	>C10-C44 Aliphatics	mg/kg	5	243	-	243	41	-	<5	<5	<5	<5	<5	66.6			
	>C7-C8 Aliphatics	mg/kg	0.2	-	-	-	-	-	-	-	-	-	-	-			
	>C10-C44 Aliphatics/Aromatics	mg/kg	10	-	325	70.7	-	-	<10	<10	<10	<10	<10	95.5			
	>C8-C10 Aliphatics	mg/kg	0.01	13000	-	0.151	<0.01	<0.01	<0.01	<0.01	<0.01	<0.01	<0.01	0.0993			
	>C10-C12 Aliphatics	mg/kg	0.01	13000	-	1.05	<1	<1	<1	<1	<1	<1	<1	<1			
	>C12-C18 Aliphatics	mg/kg	0.1	19000	-	2.54	<1	<1	<1	1.62	<1	<1	<1	2.23			
	>C16-C21 Aliphatics	mg/kg	0.1	125000 <sup>PS</sup>	-	34.5	5.56	-	<1	<1	<1	<1	<1	7.52			
	>C21-C35 Aliphatics	mg/kg	0.1	125000 <sup>PS</sup>	-	154	29.1	-	<1	<1	<1	<1	<1	46.3			
	>C35-C44 Aliphatics	mg/kg	0.1	250000	-	59.3	6.34	-	<1	<1	<1	<1	<1	10.3			
	>C5-C10 Aliphatics	mg/kg	0.05	-	-	0.207	<0.05	-	<0.05	<0.05	<0.05	<0.05	<0.05	0.173			
	>C8-C40 Aliphatics	mg/kg	20	-	-	-	-	-	-	-	-	-	-	-			
	Total Aliphatics >C12-C44	mg/kg	0.1	-	-	-	-	-	-	-	-	-	-	-			
	>EC5-EC10 Aromatics	mg/kg	0.05	-	-	0.1	<0.05	-	<0.05	<0.05	<0.05	<0.05	<0.05	0.0775			
	>EC5-EC7 Aromatics	mg/kg	0.01	56000	-	-	-	-	<0.05	<0.05	<0.05	<0.05	<0.05	<0.05			
	>EC6-EC7 Aromatics	mg/kg	0.01	-	<0.01	<0.01	<0.01	<0.01	<0.01	<0.01	<0.01	<0.01	<0.01	<0.01			
	>EC7-EC8 Aromatics	mg/kg	0.01	56000	-	<0.01	<0.01	<0.01	<0.01	<0.01	<0.01	<0.01	<0.01	0.0109			
	>EC8-EC10 Aromatics	mg/kg	0.01	5000	-	0.1	<0.01	<0.01	<0.01	<0.01	<0.01	<0.01	<0.01	0.0666			
	>EC10-EC12 Aromatics	mg/kg	0.01	5000	-	2.89	<1	<1	<1	<1	<1	<1	<1	<1			
	>EC8-EC40 Aromatics	mg/kg	20	-	-	-	-	-	-	-	-	-	-	-			
	>EC10-EC44 Aromatics	mg/kg	0.1	-	82.3	29.7	-	<5	<5	5.96	<5	<5	<5	28.9			
	>EC12-EC16 Aromatics	mg/kg	0.1	5100	-	1.38	<1	<1	<1	2.63	<1	<1	<1	<1			
	>EC16-EC21 Aromatics	mg/kg	0.1	3800	-	11.5	2.41	<1	<1	2.19	<1	<1	<1	7.1			
	>EC21-EC35 Aromatics	mg/kg	0.1	3800	-	64.7	26.2	1.15	<1	2.23	<1	<1	<1	19.6			
	>EC35-EC44 Aromatics	mg/kg	0.1	3800	-	1.73	<1	<1	<1	<1	<1	<1	<1	1.25			
	>EC40-EC44 Aromatics	mg/kg	0.1	-	-	-	<1	<1	<1	&lt							

		Field ID	OH07012-X-45.20-ES-191023	OH07012-X-5.00-ES-191008	OH07012-X-6.00-ES-191008	OH07012-X-7.00-ES-191009	OH07012-X-0.05-ES-191004	OH07021-X-0.30-ES-191004	OH07021-X-1.00-ES-191004	OH07021-X-2.00-ES-191004	OH07021-X-2.80-ES-191007	
		Location Code	OH07012	OH07012	OH07012	OH07012	OH07021	OH07021	OH07021	OH07021	OH07021	
		Sample Depth Range	45.2-45.45	5	6	7	0.05	0.3	1	2	2.8	
		Sampled Date Time	23/10/2019	08/10/2019	08/10/2019	09/10/2019	04/10/2019	04/10/2019	04/10/2019	04/10/2019	07/10/2019	
		Matrix Description	LQM S4UL Public Open Space (POS) Residential - 1% SOM									
		C4SL Public Open Space (POS) Residential										
Chem Group	ChemName	output unit	EQ1									
TPH	>C6-C6	mg/kg	0.02	<0.02	-	-	<0.02	-	-	-	-	
	>C6-C7	mg/kg	0.02	<0.02	-	-	<0.02	-	-	-	-	
	>C7-C8	mg/kg	0.02	<0.02	-	-	0.0234	-	-	-	-	
	>C8-C9	mg/kg	0.2	-	-	-	-	-	-	-	-	
	>C9-C10	mg/kg	0.02	<0.02	-	-	-	-	-	-	-	
	>C10-C12	mg/kg	0.02	<0.02	-	-	-	-	-	-	-	
	>C12-C16	mg/kg	2	<35	-	-	<35	-	-	-	-	
	>C16-C21	mg/kg	2	<35	-	-	<35	-	-	-	-	
	>C21-C28	mg/kg	35	<35	-	-	<35	-	-	-	-	
	>C21-C35	mg/kg	4.38	-	-	-	-	-	-	-	-	
	>C28-C35	mg/kg	35	<35	-	-	<35	-	-	-	-	
	>C31-C40	mg/kg	10	-	-	-	-	-	-	-	-	
	>C35-C40	mg/kg	35	<35	-	-	<35	-	-	-	-	
	GRO >C5-10	mg/kg	0.02	-	0.307	<0.02	-	<0.02	<0.02	<0.02	<0.02	0.25
	TPH >C8-C40	mg/kg	10	-	-	-	-	-	-	-	-	-
	EPH >C5-40	mg/kg	35	<35	-	-	73	-	-	-	-	-
	EPH >C10-40	mg/kg	35	<35	-	-	72.8	-	-	-	-	-
	GRO	mg/kg	0.2	-	-	-	-	-	-	-	-	-
GRO >C5-12	mg/kg	0.1	<0.1	-	-	0.574	-	-	-	-	-	
TPH by GC/ED (AR)	mg/kg	10	-	-	-	-	-	-	-	-	-	
BTEX and MTBE	Benzene	mg/kg	0.001	140	72	<0.009	<0.18	<0.09	<0.09	<0.009	<0.009	<0.18
	Toluene	mg/kg	0.005		56000	<0.007	<0.14	<0.07	<0.07	<0.007	<0.007	<0.14
	Ethylbenzene	mg/kg	0.002		24000	<0.004	<0.08	<0.04	<0.04	<0.004	<0.004	<0.08
	Xylene (m & o)	mg/kg	0.004		41000	<0.01	<0.2	<0.1	<0.1	<0.01	<0.01	<0.2
	Xylene (o)	mg/kg	0.002		41000	<0.01	<0.2	<0.1	<0.1	<0.01	<0.01	<0.2
	Xylene Total	mg/kg	0.02			<0.4	<0.2	<0.2	<0.2	<0.02	<0.02	<0.4
	MTBE	mg/kg	0.001			<0.01	<0.2	<0.1	<0.1	<0.01	<0.01	<0.2
Total BTEX	mg/kg	0.04			<0.04	<0.4	<0.4	<0.4	<0.04	<0.04	<0.8	
VOC	Styrene	mg/kg	0.001			<0.2	-	-	<0.01	<0.01	<0.01	-
	cis-1,3-dichloroethene	mg/kg	0.001			<0.2	-	-	<0.01	<0.01	<0.01	-
	trans-1,3-dichloroethene	mg/kg	0.001			<0.2	-	-	<0.01	<0.01	<0.01	-
	1,1,1,2-tetrachloroethane	mg/kg	0.001		1400	<0.01	-	-	<0.01	<0.01	<0.01	-
	1,1,1-trichloroethane	mg/kg	0.001		140000	<0.007	<0.14	-	<0.007	<0.007	<0.007	-
	1,1,2,2-tetrachloroethane	mg/kg	0.001		1400	<0.01	<0.2	-	<0.01	<0.01	<0.01	-
	1,1,2-trichloroethane	mg/kg	0.001			<0.01	<0.2	-	<0.01	<0.01	<0.01	-
	1,1-dichloroethane	mg/kg	0.001			<0.16	-	-	<0.008	<0.008	<0.008	<0.01
	1,1-dichloroethene	mg/kg	0.001			<0.2	-	-	<0.01	<0.01	<0.01	-
	1,1-dichloroethene	mg/kg	0.001			<0.2	-	-	<0.01	<0.01	<0.01	-
	1,2,3-trichloroethene	mg/kg	0.001			<0.01	<0.2	-	<0.016	<0.016	<0.016	-
	1,2,4-trimethylbenzene	mg/kg	0.001			<0.18	-	-	<0.009	<0.009	<0.009	-
	1,2-dibromo-3-chloropropane	mg/kg	0.001			<0.28	-	-	<0.014	<0.014	<0.014	-
	1,2-dibromoethane	mg/kg	0.001			<0.2	-	-	<0.01	<0.01	<0.01	-
	1,2-dichloroethane	mg/kg	0.001		29	<0.1	-	-	<0.005	<0.005	<0.005	-
	1,2-dichloroethene	mg/kg	0.001			<0.2	-	-	<0.01	<0.01	<0.01	-
	1,3,5-trimethylbenzene	mg/kg	0.001			<0.16	-	-	<0.008	<0.008	<0.008	-
	1,3-dichloropropane	mg/kg	0.001			<0.14	-	-	<0.007	<0.007	<0.007	-
	2,2-dichloropropane	mg/kg	0.001			<0.2	-	-	<0.01	<0.01	<0.01	-
	2-chlorotoluene	mg/kg	0.001			<0.18	-	-	<0.009	<0.009	<0.009	-
	4-chlorotoluene	mg/kg	0.001			<0.2	-	-	<0.01	<0.01	<0.01	-
	Bromobenzene	mg/kg	0.001			<0.2	-	-	<0.01	<0.01	<0.01	-
	Bromochloromethane	mg/kg	0.001			<0.2	-	-	<0.01	<0.01	<0.01	-
	Bromodichloromethane	mg/kg	0.001			<0.14	-	-	<0.007	<0.007	<0.007	-
	Bromoform	mg/kg	0.001			<0.2	-	-	<0.01	<0.01	<0.01	-
	Bromomethane	mg/kg	0.001			<0.2	-	-	<0.01	<0.01	<0.01	-
	Carbon disulfide	mg/kg	0.007		11000	<0.14	-	-	<0.007	<0.007	0.0088	-
	Carbon tetrachloride	mg/kg	0.001		890	<0.2	-	-	<0.01	<0.01	<0.01	-
	Chlorobromomethane	mg/kg	0.001			<0.2	-	-	<0.01	<0.01	<0.01	-
	Chloroethane	mg/kg	0.002			<0.2	-	-	<0.01	<0.01	<0.01	-
	Chloroform	mg/kg	0.001		2500	<0.16	-	-	<0.008	<0.008	<0.008	-
	Chloromethane	mg/kg	0.003			<0.14	-	-	<0.007	<0.007	<0.007	-
	cis-1,2-dichloroethane	mg/kg	0.005			<0.12	-	-	<0.006	<0.006	<0.006	-
	Dibromomethane	mg/kg	0.001			<0.18	-	-	<0.009	<0.009	<0.009	-
	Dichlorodifluoromethane	mg/kg	0.001			<0.12	-	-	<0.006	<0.006	<0.006	-
	Dichloromethane	mg/kg	0.01			<0.2	-	-	<0.01	<0.01	<0.01	-
Isopropylbenzene	mg/kg	0.001			<0.1	-	-	<0.005	<0.005	<0.005	-	
n-butylbenzene	mg/kg	0.001			<0.22	-	-	<0.011	<0.011	<0.011	-	
n-propylbenzene	mg/kg	0.001			<0.2	-	-	<0.01	<0.01	<0.01	-	
p-isocrotyltoluene	mg/kg	0.001			<0.2	-	-	<0.01	<0.01	<0.01	-	
sec-butylbenzene	mg/kg	0.001			<0.2	-	-	<0.01	<0.01	<0.01	-	
Trichloroethene	mg/kg	0.001		120	<0.1	<0.2	-	<0.009	<0.009	<0.009	-	
tert-butylbenzene	mg/kg	0.001			<0.28	-	-	<0.014	<0.014	<0.014	-	
Tetrachloroethane	mg/kg	0.003		1400	<0.1	-	-	<0.005	<0.005	<0.005	-	
trans-1,2-dichloroethane	mg/kg	0.001			<0.2	-	-	<0.01	<0.01	<0.01	-	
Trichlorofluoromethane	mg/kg	0.001			<0.12	-	-	<0.006	<0.006	<0.006	-	
Vinyl chloride	mg/kg	0.001		3.5	<0.12	-	-	<0.006	<0.006	<0.006	-	
tert-Amyl methyl ether	mg/kg	0.01			<0.2	-	-	<0.01	<0.01	<0.01	-	
1,2,3-trichlorobenzene	mg/kg	0.001		1800	<0.4	-	-	<0.02	<0.02	<0.02	-	
1,2,4-trichlorobenzene	mg/kg	0.003		15000	<0.1	-	-	<0.01	<0.01	<0.01	-	
1,2-dichlorobenzene	mg/kg	0.001		90000	<0.1	-	-	<0.01	<0.01	<0.01	-	
1,3,5-Trichlorobenzene	mg/kg	0.001		1700	<0.4	-	-	<0.02	<0.02	<0.02	-	
1,3-dichlorobenzene	mg/kg	0.001		300	<0.1	-	-	<0.008	<0.008	<0.008	-	
1,4-dichlorobenzene	mg/kg	0.001		17000	<0.1	-	-	<0.005	<0.005	<0.005	-	
Chlorobenzene	mg/kg	0.001		11000	<0.1	-	-	<0.005	<0.005	<0.005	-	
Hexachlorobutadiene	mg/kg	0.002		25	<0.1	-	-	<0.02	<0.02	<0.02	-	

		Field ID	OH07012-X-45.20-ES-191023	OH07012-X-5.00-ES-191008	OH07012-X-6.00-ES-191008	OH07012-X-7.00-ES-191009	OH07021-X-0.05-ES-191004	OH07021-X-0.30-ES-191004	OH07021-X-1.00-ES-191004	OH07021-X-2.00-ES-191004	OH07021-X-2.80-ES-191007	
		Location Code	OH07012	OH07012	OH07012	OH07012	OH07021	OH07021	OH07021	OH07021	OH07021	
		Sample Depth	45.2-45.45	5	6	7	0.05	0.3	1	2	2.8	
		Range										
		Sampled Date	23/10/2019	08/10/2019	08/10/2019	09/10/2019	04/10/2019	04/10/2019	04/10/2019	04/10/2019	07/10/2019	
		Matrix Description	LQM S4UL Public Open Space (POS) Residential - 1% SOM									
		C4SL Public Open Space (POS) Residential										
Chem Group	ChemName	output unit	EQL									
SVOC	Benzyl alcohol	mg/kg	0.5	-	-	-	-	-	-	-	-	
	Diphenyl ether	mg/kg	0.1	-	-	-	-	-	-	-	-	
	4-bromophenyl phenyl ether	mg/kg	0.1	<0.1	-	-	<0.1	<0.1	<0.1	<0.1	<0.1	
	4-nitroaniline	mg/kg	0.1	<0.1	-	-	<0.1	<0.1	<0.1	<0.1	<0.1	
	4-nitrophenol	mg/kg	0.1	<0.1	-	-	<0.1	<0.1	<0.1	<0.1	<0.1	
	1,1-Biohexyl	mg/kg	0.1	-	-	-	-	-	-	-	-	
	1,2,3,4-tetrachlorobenzene	mg/kg	0.001	-	-	-	-	-	-	-	-	
	1-Methylnaphthalene	mg/kg	0.1	-	-	-	-	-	-	-	-	
	2,4,5-trichlorophenol	mg/kg	0.1	<0.1	-	-	<0.1	<0.1	<0.1	<0.1	<0.1	
	2,4,6-trichlorophenol	mg/kg	0.1	<0.1	-	-	<0.1	<0.1	<0.1	<0.1	<0.1	
	2,4-dichlorophenol	mg/kg	0.1	<0.1	-	-	<0.1	<0.1	<0.1	<0.1	<0.1	
	2,4-dimethylphenol	mg/kg	0.1	<0.1	-	-	<0.1	<0.1	<0.1	<0.1	<0.1	
	2,4-dinitrophenol	mg/kg	0.5	-	-	-	-	-	-	-	-	
	2,4-dinitrotoluene	mg/kg	0.1	<0.1	-	-	<0.1	<0.1	<0.1	<0.1	<0.1	
	2,6-dinitrotoluene	mg/kg	0.1	<0.1	-	-	<0.1	<0.1	<0.1	<0.1	<0.1	
	2-chloronaphthalene	mg/kg	0.1	<0.1	-	-	<0.1	<0.1	<0.1	<0.1	<0.1	
	2-chlorophenol	mg/kg	0.1	<0.1	-	-	<0.1	<0.1	<0.1	<0.1	<0.1	
	2-methylnaphthalene	mg/kg	0.1	<0.1	-	-	<0.1	<0.1	<0.1	<0.1	<0.1	
	2-methylphenol	mg/kg	0.1	<0.1	-	-	<0.1	<0.1	<0.1	<0.1	<0.1	
	2-nitroaniline	mg/kg	0.1	<0.1	-	-	<0.1	<0.1	<0.1	<0.1	<0.1	
	2-nitrophenol	mg/kg	0.1	<0.1	-	-	<0.1	<0.1	<0.1	<0.1	<0.1	
	3-nitroaniline	mg/kg	0.1	<0.1	-	-	<0.1	<0.1	<0.1	<0.1	<0.1	
	4,6-Dinitro-2-methylphenol	mg/kg	0.2	-	-	-	-	-	-	-	-	
	4-chloro-3-methylphenol	mg/kg	0.1	<0.1	-	-	<0.1	<0.1	<0.1	<0.1	<0.1	
	4-chloroaniline	mg/kg	0.1	<0.1	-	-	<0.1	<0.1	<0.1	<0.1	<0.1	
	4-chlorophenol	mg/kg	0.5	-	-	-	-	-	-	-	-	
	4-chlorophenyl phenyl ether	mg/kg	0.1	<0.1	-	-	<0.1	<0.1	<0.1	<0.1	<0.1	
	4-methylphenol	mg/kg	0.1	<0.1	-	-	<0.1	<0.1	<0.1	<0.1	<0.1	
	Azobenzene	mg/kg	0.1	<0.1	-	-	<0.1	<0.1	<0.1	<0.1	<0.1	
	Benzic Acid	mg/kg	0.5	-	-	-	-	-	-	-	-	
	Bis(2-chloroethoxy) methane	mg/kg	0.1	<0.1	-	-	<0.1	<0.1	<0.1	<0.1	<0.1	
	Bis(2-chloroethyl) ether	mg/kg	0.1	<0.1	-	-	<0.1	<0.1	<0.1	<0.1	<0.1	
	Bis(2-chloroisopropyl) ether	mg/kg	0.1	<0.1	-	-	<0.1	<0.1	<0.1	<0.1	<0.1	
	Bis(2-ethylhexyl) phthalate	mg/kg	0.1	<0.1	-	-	<0.1	<0.1	<0.1	<0.1	<0.1	
	Butyl benzyl phthalate	mg/kg	0.1	<0.1	-	-	<0.1	<0.1	<0.1	<0.1	<0.1	
	Cabazole	mg/kg	0.1	<0.1	-	-	<0.1	<0.1	<0.1	<0.1	<0.1	
	Dibenzofuran	mg/kg	0.1	<0.1	-	-	<0.1	<0.1	<0.1	<0.1	<0.1	
	Diethylphthalate	mg/kg	0.1	<0.1	-	-	<0.1	<0.1	<0.1	<0.1	<0.1	
	Dimethyl phthalate	mg/kg	0.1	<0.1	-	-	<0.1	<0.1	<0.1	<0.1	<0.1	
	Di-n-butyl phthalate	mg/kg	0.1	0.159	-	-	<0.1	<0.1	<0.1	<0.1	<0.1	
	Di-n-octyl phthalate	mg/kg	0.1	<0.1	-	-	<0.1	<0.1	<0.1	<0.1	<0.1	
	Hexachlorobenzene	mg/kg	0.002	-	-	-	<0.1	<0.1	<0.1	<0.1	<0.1	
	Hexachlorocyclopentadiene	mg/kg	0.1	<0.1	-	-	<0.1	<0.1	<0.1	<0.1	<0.1	
	Hexachloroethane	mg/kg	0.1	<0.1	-	-	<0.1	<0.1	<0.1	<0.1	<0.1	
	Isoborone	mg/kg	0.1	<0.1	-	-	<0.1	<0.1	<0.1	<0.1	<0.1	
Nitrobenzene	mg/kg	0.1	<0.1	-	-	<0.1	<0.1	<0.1	<0.1	<0.1		
N-nitrosodi-n-propylamine	mg/kg	0.1	<0.1	-	-	<0.1	<0.1	<0.1	<0.1	<0.1		
n-Nitrosodiphenylamine	mg/kg	0.1	-	-	-	-	-	-	-	-		
Pentachlorobenzene	mg/kg	0.001	-	-	-	-	-	-	-	-		
Pentachloronitrobenzene	mg/kg	0.05	-	-	-	-	-	-	-	-		
Pentachlorophenol	mg/kg	0.1	<0.1	-	-	<0.1	<0.1	<0.1	<0.1	<0.1		
PCB	PCB-110	mg/kg	-	-	-	-	-	-	-	-	-	
	PCB-128	mg/kg	-	-	-	-	-	-	-	-	-	
	PCB-141	mg/kg	-	-	-	-	-	-	-	-	-	
	PCB-149	mg/kg	-	-	-	-	-	-	-	-	-	
	PCB-151	mg/kg	-	-	-	-	-	-	-	-	-	
	PCB-158	mg/kg	-	-	-	-	-	-	-	-	-	
	PCB-170	mg/kg	-	-	-	-	-	-	-	-	-	
	PCB-18	mg/kg	-	-	-	-	-	-	-	-	-	
	PCB-183	mg/kg	-	-	-	-	-	-	-	-	-	
	PCB-187	mg/kg	-	-	-	-	-	-	-	-	-	
	PCB-194	mg/kg	-	-	-	-	-	-	-	-	-	
	PCB-31	mg/kg	-	-	-	-	-	-	-	-	-	
	PCB-44	mg/kg	-	-	-	-	-	-	-	-	-	
	PCB-49	mg/kg	-	-	-	-	-	-	-	-	-	
	2,2,4-tetrachloro-1,1-Biphenyl	mg/kg	-	-	-	-	-	-	-	-	-	
	2,3,4,4-tetrachloro-1,1-Biphenyl	mg/kg	-	-	-	-	-	-	-	-	-	
	Heptachlorobiphenyl, 2,3,3,4,4,5,5- (PCB 189)	mg/kg	0.003	-	-	-	<0.003	<0.003	<0.003	<0.003	<0.003	
	Hexachlorobiphenyl, 2,3,3,4,4,5- (PCB 156)	mg/kg	0.003	-	-	-	<0.003	<0.003	<0.003	<0.003	<0.003	
	Hexachlorobiphenyl, 2,3,3,4,4,5- (PCB 157)	mg/kg	0.003	-	-	-	<0.003	<0.003	<0.003	<0.003	<0.003	
	Hexachlorobiphenyl, 2,3,4,4,5,5- (PCB 167)	mg/kg	0.003	-	-	-	<0.003	<0.003	<0.003	<0.003	<0.003	
	Hexachlorobiphenyl, 3,3,4,4,5,5- (PCB 169)	mg/kg	0.003	-	-	-	<0.003	<0.003	<0.003	<0.003	<0.003	
	PCB 101	mg/kg	0.003	-	-	-	<0.003	<0.003	<0.003	<0.003	<0.003	
	PCB 118	mg/kg	0.003	-	-	-	<0.003	<0.003	<0.003	<0.003	<0.003	
	PCB 138	mg/kg	0.003	-	-	-	<0.003	<0.003	<0.003	<0.003	<0.003	
	PCB 153	mg/kg	0.003	-	-	-	<0.003	<0.003	<0.003	<0.003	<0.003	
	PCB 160	mg/kg	0.003	-	-	-	<0.003	<0.003	<0.003	<0.003	<0.003	
	PCB 26	mg/kg	0.003	-	-	-	<0.003	<0.003	<0.003	<0.003	<0.003	
	PCB 52	mg/kg	0.003	-	-	-	<0.003	<0.003	<0.003	<0.003	<0.003	
	Pentachlorobiphenyl, 2,3,3,4,4- (PCB 105)	mg/kg	0.003	-	-	-	<0.003	<0.003	<0.003	<0.003	<0.003	
	Pentachlorobiphenyl, 2,3,4,4,5- (PCB 114)	mg/kg	0.003	-	-	-	<0.003	<0.003	<0.003	<0.003	<0.003	
Pentachlorobiphenyl, 2,3,4,4,5- (PCB 123)	mg/kg	0.003	-	-	-	<0.003	<0.003	<0.003	<0.003	<0.003		
Pentachlorobiphenyl, 3,3,4,4,5- (PCB 126)	mg/kg	0.003	-	-	-	<0.003	<0.003	<0.003	<0.003	<0.003		
Tetrachlorobiphenyl, 3,3,4,4- (PCB 77)	mg/kg	0.003	-	-	-	<0.003	<0.003	<0.003	<0.003	<0.003		
Tetrachlorobiphenyl, 3,4,4,5- (PCB 81)	mg/kg	0.003	-	-	-	<0.003	<0.003	<0.003	<0.003	<0.003		
Total PCB 7 congeners	mg/kg	0.021	-	-	-	<0.021	<0.021	<0.021	<0.021	<0.021		
Total PCB WHO 12	mg/kg	0.036	-	-	-	<0.036	<0.036	<0.036	<0.036	<0.036		

Chem Group	ChemName	output unit	EQL	Matrix Description	Sampled Date Time										
					LQM S4UL Public Open Space (POS) Residential - 1% SOM										
					23/10/2019	08/10/2019	08/10/2019	08/10/2019	09/10/2019	04/10/2019	04/10/2019	04/10/2019	04/10/2019	07/10/2019	
Phenolics	Xenonols	mg/kg	0.015		<0.015	<0.015	<0.015	<0.015	<0.015	<0.015	<0.015	<0.015	<0.015	<0.015	<0.015
	Phenol Index	mg/kg	0.5		-	-	-	-	-	-	-	-	-	-	-
	3-84-methylphenol	mg/kg	0.1		-	-	-	-	-	-	-	-	-	-	-
	Cresol Total	mg/kg	0.01		<0.01	<0.01	<0.01	<0.01	<0.01	<0.01	<0.01	<0.01	<0.01	<0.01	<0.01
	Phenol	mg/kg	0.01		<0.01	<0.01	0.0133	<0.01	<0.01	<0.01	<0.01	<0.01	<0.01	<0.01	<0.01
	Phenols Monochydric	mg/kg	0.035		<0.035	<0.035	<0.035	<0.035	<0.035	<0.035	<0.035	<0.035	<0.035	<0.035	<0.035
Organofins	Dibutyltin	mg/kg	-		-	-	-	-	<0.02	<0.02	<0.02	<0.02	<0.02	<0.02	-
	Monophenyltin	mg/kg	-		-	-	-	-	<0.02	<0.02	<0.02	<0.02	<0.02	<0.02	-
	Diphenyltin	mg/kg	-		-	-	-	-	<0.02	<0.02	<0.02	<0.02	<0.02	<0.02	-
	Monobutyltin	mg/kg	-		-	-	-	-	<0.15	<0.15	<0.15	<0.15	<0.15	<0.15	-
	Tetrabutyltin	mg/kg	-		-	-	-	-	<0.02	<0.02	<0.02	<0.02	<0.02	<0.02	-
	Tributyltin	mg/kg	0.001		-	-	-	-	<0.02	<0.02	<0.02	<0.02	<0.02	<0.02	-
	Triphenyltin	mg/kg	-		-	-	-	-	<0.05	<0.05	<0.05	<0.05	<0.05	<0.05	-
Pesticides	Etrimefos	mg/kg	0.002		-	-	-	-	-	-	-	-	-	-	-
	Hepatachlor epoxide	mg/kg	0.002		-	-	-	-	-	-	-	-	-	-	-
	Methachlorpos	mg/kg	0.002		-	-	-	-	-	-	-	-	-	-	-
	Propetamphos	mg/kg	0.002		-	-	-	-	-	-	-	-	-	-	-
	Simetryn	mg/kg	0.05		-	-	-	-	-	-	-	-	-	-	-
	Sodium Acifluorfen	mg/kg	-		-	-	-	-	-	-	-	-	-	-	-
	Terbufos	mg/kg	0.003		-	-	-	-	-	-	-	-	-	-	-
	2,4,5-TP (Silvex)	mg/kg	-		-	-	-	-	-	-	-	-	-	-	-
	Hedonal	mg/kg	-		-	-	-	-	-	-	-	-	-	-	-
	2,4-DDT	mg/kg	0.003		-	-	-	-	-	-	-	-	-	-	-
	2,4-Dichloroprop	mg/kg	-		-	-	-	-	-	-	-	-	-	-	-
	4-(2,4-Dichlorophenoxy)butyric Acid (2,4-DB)	mg/kg	-		-	-	-	-	-	-	-	-	-	-	-
	4,4-DDE	mg/kg	0.005		-	-	-	-	-	-	-	-	-	-	-
	4-Chlorophenoxy acetic acid	mg/kg	-		-	-	-	-	-	-	-	-	-	-	-
	a-BHC	mg/kg	0.002	24	-	-	-	-	-	-	-	-	-	-	-
	Aldrin	mg/kg	0.002	18	-	-	-	-	-	-	-	-	-	-	-
	Ametryn	mg/kg	0.05		-	-	-	-	-	-	-	-	-	-	-
	Acifluorfen (Iboxnil)	mg/kg	-		-	-	-	-	-	-	-	-	-	-	-
	Atraton	mg/kg	0.05		-	-	-	-	-	-	-	-	-	-	-
	Atrazine	mg/kg	0.05	1200	-	-	-	-	-	-	-	-	-	-	-
	Azinophos methyl	mg/kg	0.005		-	-	-	-	-	-	-	-	-	-	-
	b-BHC	mg/kg	0.002	8.1	-	-	-	-	-	-	-	-	-	-	-
	Bentazone	mg/kg	0.1		-	-	-	-	-	-	-	-	-	-	-
	Bromoxnil	mg/kg	-		-	-	-	-	-	-	-	-	-	-	-
	Carbofenthothion	mg/kg	0.003		-	-	-	-	-	-	-	-	-	-	-
	chlordanes	mg/kg	0.002		-	-	-	-	-	-	-	-	-	-	-
	Chlordane (cis)	mg/kg	0.002		-	-	-	-	-	-	-	-	-	-	-
	Azinphos Ethyl	mg/kg	0.005		-	-	-	-	-	-	-	-	-	-	-
	Chlordane (trans)	mg/kg	0.05		-	-	-	-	-	-	-	-	-	-	-
	Chlorfenvinphos	mg/kg	0.003		-	-	-	-	-	-	-	-	-	-	-
	Chlorotoluron	mg/kg	-		-	-	-	-	-	-	-	-	-	-	-
	Chlorovifos	mg/kg	0.002		-	-	-	-	-	-	-	-	-	-	-
	Chlorpyrifos-methyl	mg/kg	0.002		-	-	-	-	-	-	-	-	-	-	-
	Cyanazine	mg/kg	-		-	-	-	-	-	-	-	-	-	-	-
	d-BHC	mg/kg	0.002		-	-	-	-	-	-	-	-	-	-	-
	DDD	mg/kg	0.005		-	-	-	-	-	-	-	-	-	-	-
	DDT	mg/kg	0.005		-	-	-	-	-	-	-	-	-	-	-
	Chlorothalonil	mg/kg	0.002		-	-	-	-	-	-	-	-	-	-	-
	Diazinon	mg/kg	0.001		-	-	-	-	-	-	-	-	-	-	-
	Dicamba	mg/kg	-		-	-	-	-	-	-	-	-	-	-	-
	Dichlobenil	mg/kg	0.001		-	-	-	-	-	-	-	-	-	-	-
	cis-Permethrin	mg/kg	0.003		-	-	-	-	-	-	-	-	-	-	-
	Dichlorvos	mg/kg	0.002	16	-	-	-	-	-	-	-	-	-	-	-
	Diclofop	mg/kg	-		-	-	-	-	-	-	-	-	-	-	-
	Dieldrin	mg/kg	0.005	18	-	-	-	-	-	-	-	-	-	-	-
	Dimethoate	mg/kg	0.003		-	-	-	-	-	-	-	-	-	-	-
	Dinoseb	mg/kg	-		-	-	-	-	-	-	-	-	-	-	-
	Diuron	mg/kg	-		-	-	-	-	-	-	-	-	-	-	-
	Endosulfan I	mg/kg	0.001	1200	-	-	-	-	-	-	-	-	-	-	-
	Endosulfan II	mg/kg	0.01		-	-	-	-	-	-	-	-	-	-	-
	Endosulfan sulphate	mg/kg	0.005		-	-	-	-	-	-	-	-	-	-	-
	Endrin	mg/kg	0.003		-	-	-	-	-	-	-	-	-	-	-
	Endrin ketone	mg/kg	0.03		-	-	-	-	-	-	-	-	-	-	-
	Ethion	mg/kg	0.003		-	-	-	-	-	-	-	-	-	-	-
	Fenitrothion	mg/kg	0.005		-	-	-	-	-	-	-	-	-	-	-
	Fenitrothion	mg/kg	0.01		-	-	-	-	-	-	-	-	-	-	-
	Fluroxypyr	mg/kg	0.1		-	-	-	-	-	-	-	-	-	-	-



		Field ID	OH07012-X-45.20-ES-191023	OH07012-X-5.00-ES-191008	OH07012-X-6.00-ES-191008	OH07012-X-7.00-ES-191009	OH07021-X-0.05-ES-191004	OH07021-X-0.30-ES-191004	OH07021-X-1.00-ES-191004	OH07021-X-2.00-ES-191004	OH07021-X-2.80-ES-191007	
		Location Code	OH07012	OH07012	OH07012	OH07012	OH07021	OH07021	OH07021	OH07021	OH07021	
		Sample Depth Range	45.2-45.45	5	6	7	0.05	0.3	1	2	2.8	
		Sample Date Time	23/10/2019	08/10/2019	08/10/2019	09/10/2019	04/10/2019	04/10/2019	04/10/2019	04/10/2019	07/10/2019	
		Matrix Description	LQM S4UL Public Open Space (POS) Residential - 1% SOM									
		C4SL Public Open Space (POS) Residential										
Chem Group	ChemName	output unit	EQL									
	o-BHC (Lindane)	mg/kg	0.001									
	Heptachlor	mg/kg	0.003									
	Isodrin	mg/kg	0.002									
	Isoproturon	mg/kg	-									
	Linuron	mg/kg	-									
	Malathion	mg/kg	0.002									
	2-Methyl-4-chlorophenoxyacetic acid	mg/kg	-									
	2-Methyl-4-Chlorophenoxy Butanoic Acid	mg/kg	-									
	Mecoprop	mg/kg	-									
	Methoxychlor	mg/kg	0.005									
	Methyl carathion	mg/kg	0.01									
	Mevinthos (Phosdrin)	mg/kg	0.002									
	o,p-DDD	mg/kg	0.005									
	o,p'-DDE	mg/kg	0.002									
	o,p'-Methoxychlor	mg/kg	0.05									
	Parathion	mg/kg	0.005									
	Pendimethalin	mg/kg	0.01									
	Permethrin	mg/kg	0.05									
	Permethrin II	mg/kg	0.003									
	Phorate	mg/kg	0.01									
	Pirimiphos-methyl	mg/kg	0.002									
	Pirimiphos-ethyl	mg/kg	0.002									
	Prometon	mg/kg	0.05									
	Prometryn	mg/kg	0.05									
	Pronamide	mg/kg	0.002									
	Propazine	mg/kg	0.05									
	Propiconazole	mg/kg	-									
	Propoxycarbazone-sodium	mg/kg	-									
	Simazine	mg/kg	0.05									
	Terbutryn	mg/kg	0.05									
	Terbutylazine	mg/kg	0.05									
	Phoxalone	mg/kg	0.005									
	Phosphamidon	mg/kg	0.005									
	Triadimefon	mg/kg	0.002									
	Triallate	mg/kg	0.002									
	Triclopyr	mg/kg	0.1									
	Tricosan	mg/kg	-									
	Trifluralin	mg/kg	0.01									
	Tebuconazole	mg/kg	-									
	Telodrin	mg/kg	0.05									
	Triazophos	mg/kg	0.003									
SVOC TIC	SVOC TICs - Detect	Detect	-	0	-	-	-	0	0	-	-	
	Anthracene 9,10-	mg/kg	-	-	-	-	-	-	-	-	-	
	SVOC Tentatively Identified Compounds	mg/kg	0.1	<1	-	-	<1	<1	<1	<1	-	
	Aniline	mg/kg	0.3	-	-	-	-	-	-	-	-	
VOC TIC	VOC TICs - Detect	Detect	-	-	-	-	-	-	-	-	-	
	VOC Tentatively Identified Compounds	mg/kg	0.05	-	-	-	<0.05	<0.05	<0.05	<0.05	-	
	Freon 113	mg/kg	0.005	-	-	-	-	-	-	-	-	
Other	Temperature	°C	17.4	17.3	16	12.7	17.1	17.1	15.5	17.2	18.6	
	Conductivity @ 20°C	µS/cm	14	635 - 640	3220	6.51 - 6450	6290 - 9000	1930 - 2190	992 - 1020	203 - 211	1570 - 1630	2670 - 2720
	% Stones >4mm	%	-	-	-	-	-	-	-	-	-	
	Fraction of non-crushable material	%	-	-	-	-	-	-	-	-	-	
	Moisture Content (dried @35°C)	%	23	37	25	36	16	20	20	19	27	
	Moisture Content 105°C	%	0.1	-	-	-	-	-	-	-	-	
	pH (Lab)	pH Units	1	8.17 - 8.84	7.24 - 7.71	7.86 - 8.42	8.09 - 8.49	8.14 - 8.62	8.31 - 8.6	8.03 - 8.97	8.03 - 8.29	7.59 - 8.15
	Stone Content	%	0.1	-	-	-	-	-	-	-	-	
	Total Organic Carbon	%	0.02	<0.2	15.8	4.35	2.95	0.456	0.513	0.523	0.566	8.47

**Env Stds Comments**  
 #1:GAC is only presented as speciated chromium. 7.7mg/kg is used for hexavalent. If hexavalent chromium (CVI) data is available, a value of 1,500mg/kg r  
 #2:C4SL for lead adopted  
 #3:GAC only presented as speciated mercury. 16mg/kg is used for elemental mercury. If the CSM indicates that elemental mercury is not a CoC and mercury  
 #4:Updated S4UL for nickel  
 #5:S4UL exceeds solubility saturation limit  
 #6:Criteria derived for Al<sup>3</sup>-C16-C35 split between Al<sup>3</sup>-C16-21 & Al<sup>3</sup>-C21-35. Requires summation of fractions to use Al<sup>3</sup>-C16-C35 criteria.  
 #7:Criteria presented is for p-xylene. A separate value is presented for o-xylene.  
 #8:S4UL based on a threshold protective of direct skin contact with phenol

**Legend**

38.2	Results exceeds GAC.
<50	Results MDL is greater than GAC.
NAD	No asbestos detected.
-	Determinand has not been tested for.

**Notes**  
 A range is given where a determinand has been analysed for by more than one method.

Chem. Group	ChemName	output unit	EQL	Field ID	OH07021-X-23-20-ES-191016		OH07021-X-28-70-ES-191016		OH07021-X-3-80-ES-191007		OH07021-X-31-30-ES-191022		OH07021-X-37-20-ES-191023		OH07021-X-4-80-ES-191007		OH07021-X-45-35-ES-191024		OH07021-X-5-80-ES-191008		OH07021-X-7-80-ES-191008					
					Location Code		OH07021		OH07021		OH07021		OH07021		OH07021		OH07021		OH07021		OH07021		OH07021		OH07021	
					Sample	Depth	Range	16/10/2019	16/10/2019	07/10/2019	22/10/2019	16/10/2019	23/10/2019	07/10/2019	24/10/2019	07/10/2019	24/10/2019	07/10/2019	08/10/2019							
C4SL Public Open Space (POS) Residential				LQM S4UL Public Open Space (POS) Residential - 1% SOM				Matrix Description																		
Anthrax	Detection of Anthrax (Bacillus Anthracis)			-	-	-	-	-	-	-	-	-	-	-	-	-	-	-	-	-	-	-				
Metals	Antimony	mg/kg	0.1	-	-	33	-	53.2	-	-	-	-	-	-	-	-	-	-	-	-	-					
	Arsenic	mg/kg	0.3	79	79	3.74	3.29	121	<0.6	<0.6	72.4	24.8	24.8	9.99	16.4	16.5	16.4	16.5	16.4	16.5	16.4	16.5				
	Boron	mg/kg	0.5	21000	<1	<1	0.28	<1	<1	<1	24.8	24.8	24.8	8.58	8.58	11.1	8.58	8.58	8.58	11.1	8.58	11.1				
	Cadmium	mg/kg	0.02	220	120	<0.02	0.0602	0.613	0.11	0.17	3.02	0.0709	0.0709	0.422	0.422	0.145	0.422	0.422	0.145	0.145	0.145	0.145				
	Chromium (hexavalent)	mg/kg	0.1	21	7.7	<0.6	<0.6	<0.6	<0.6	<0.6	<0.6	<0.6	<0.6	<0.6	<0.6	<0.6	<0.6	<0.6	<0.6	<0.6	<0.6	<0.6				
	Chromium	mg/kg	0.5	21	4.79	2.77	13.2	1.3	1.27	1.27	34.5	<0.9	<0.9	307	307	26.1	307	307	26.1	26.1	26.1	26.1				
	Cobalt	mg/kg	0.1	-	-	-	-	-	-	-	-	-	-	-	-	-	-	-	-	-	-	-				
	Copper	mg/kg	0.5	12000	1.84	1.99	29.300	<1.4	<1.4	478	<1.4	<1.4	<1.4	52.1	52.1	37	52.1	52.1	37	37	37	37				
	Lead	mg/kg	0.5	630	630	7.22	3.4	1730	<0.7	<0.7	912	<0.7	<0.7	194	194	70.3	194	194	70.3	70.3	70.3	70.3				
	Mercury	mg/kg	0.1	-	-	<0.14	<0.14	0.15	<0.14	<0.14	0.172	<0.14	<0.14	<0.14	<0.14	<0.14	<0.14	<0.14	<0.14	<0.14	<0.14	<0.14				
	Molybdenum	mg/kg	0.1	-	-	-	-	7.61	-	-	14.6	-	-	592	592	-	592	592	-	-	-	-				
	Nickel	mg/kg	0.2	23000	6.28	5.42	59	1.68	1.95	107	1.25	1.25	21.9	21.9	31.5	21.9	21.9	31.5	31.5	31.5	31.5	31.5				
	Selenium	mg/kg	0.5	1100	<1	<1	70.2	<1	<1	89.4	<1	<1	6.18	6.18	<1	6.18	6.18	<1	<1	<1	<1	<1				
	Vanadium	mg/kg	0.2	2000	<1	<1	70.2	<1	<1	89.4	<1	<1	345	345	-	345	345	-	-	-	-	-				
	Zinc	mg/kg	1.0	81000	12.2	21.7	1550	10.6	16	1630	17.7	17.7	341	341	126	341	341	126	126	126	126	126				
Asbestos	Anthophyllite	Detect		-	-	-	-	-	-	-	-	-	-	-	-	-	-	-	-	-	-	-				
	Asbestos Containing Material	Detect		-	-	-	-	-	-	-	-	-	-	-	-	-	-	-	-	-	-	-				
	Asbestos Analysis Comments	-		-	-	-	-	-	-	-	-	-	-	-	-	-	-	-	-	-	-	-				
	Asbestos PCOM Quantification	%	0.001	-	-	-	-	-	-	-	-	-	-	-	-	-	-	-	-	-	-	-				
	Asbestos Quantification Total	%	0.001	-	-	-	-	-	-	-	-	-	-	-	-	-	-	-	-	-	-	-				
	Asbestos: Actinolite	Detect		-	-	-	-	-	-	-	-	-	-	-	-	-	-	-	-	-	-	-				
	Additional Asbestos Components (Using TM048)	Comment		-	-	-	-	-	-	-	-	-	-	-	-	-	-	-	-	-	-	-				
	Crocidolite Asbestos	Detect		-	-	-	-	-	-	-	-	-	-	-	-	-	-	-	-	-	-	-				
	Asbestos Gravimetric Quantification	%	0.001	-	-	-	-	-	-	-	-	-	-	-	-	-	-	-	-	-	-	-				
	Asbestos ID (Stage 1)	Detect		-	-	-	-	-	-	-	-	-	-	-	-	-	-	-	-	-	-	-				
	Chrysotile Asbestos	Detect		-	-	-	-	-	-	-	-	-	-	-	-	-	-	-	-	-	-	-				
	Amosite Asbestos	Detect		-	-	-	-	-	-	-	-	-	-	-	-	-	-	-	-	-	-	-				
	Non-Asbestos Fibre	Detect		-	-	-	-	-	-	-	-	-	-	-	-	-	-	-	-	-	-	-				
	Tremolite	Detect		-	-	-	-	-	-	-	-	-	-	-	-	-	-	-	-	-	-	-				
Inorganics	Ammoniacal Nitrogen as N	mg/kg	12	-	-	-	-	-	-	-	-	-	-	-	-	-	-	-	-	-	-	-				
	Cyanide (Free)	mg/kg	0.5	-	-	<1	<1	<1	<1	<1	<1	<1	<1	<1	<1	<1	<1	<1	<1	<1	<1	<1				
	Cyanide Total	mg/kg	0.5	-	-	<1	<1	1.7	<1	<1	4.13	<1	<1	1.42	1.42	<1	1.42	1.42	<1	<1	<1	<1				
	Cyanide-cyanide complex	mg/kg	1	-	-	<1	<1	1.7	<1	<1	4.07	<1	<1	1.31	1.31	<1	1.31	1.31	<1	<1	<1	<1				
	Phosphates	mg/kg	4	-	-	-	-	-	-	-	-	-	-	-	-	-	-	-	-	-	-	-				
PAH	Coronene	mg/kg	0.3	-	-	-	-	-	-	-	-	-	-	-	-	-	-	-	-	-	-	-				
	Naphthalene	mg/kg	0.005	4900	<0.009	<0.009	0.15	0.0161	<0.009	<0.009	0.124	<0.009	<0.009	0.05	0.05	<0.009	0.05	0.05	<0.009	<0.009	<0.009	<0.009				
	Acenaphthene	mg/kg	0.008	15000	<0.008	<0.008	0.0731	<0.008	<0.008	<0.008	0.167	<0.008	<0.008	0.0488	0.0488	<0.008	0.0488	0.0488	<0.008	<0.008	<0.008	<0.008				
	Acenaphthylene	mg/kg	0.012	19000	<0.012	<0.012	0.292	<0.012	<0.012	<0.012	0.199	<0.012	<0.012	0.0721	0.0721	<0.012	0.0721	0.0721	<0.012	<0.012	<0.012	<0.012				
	Fluoranthene	mg/kg	0.017	3100	<0.017	<0.017	4.11	<0.017	<0.017	7.44	<0.017	<0.017	0.675	0.675	0.046	0.675	0.675	0.046	0.046	0.046	0.046	0.046				
	Anthracene	mg/kg	0.016	74000	<0.016	<0.016	0.531	<0.016	<0.016	1.07	<0.016	<0.016	0.0916	0.0916	<0.016	0.0916	0.0916	<0.016	<0.016	<0.016	<0.016	<0.016				
	Phenanthrene	mg/kg	0.015	3100	<0.015	<0.015	1.7	<0.015	<0.015	3.7	<0.015	<0.015	0.385	0.385	<0.015	0.385	0.385	<0.015	<0.015	<0.015	<0.015	<0.015				
	Fluorene	mg/kg	0.01	9900	<0.01	<0.01	0.123	<0.01	<0.01	0.24	<0.01	<0.01	0.0596	0.0596	<0.01	0.0596	0.0596	<0.01	<0.01	<0.01	<0.01	<0.01				
	Chrysene	mg/kg	0.01	57	<0.01	<0.01	2.53	<0.01	<0.01	3.29	<0.01	<0.01	0.341	0.341	<0.01	0.341	0.341	<0.01	<0.01	<0.01	<0.01	<0.01				
	Pyrene	mg/kg	0.015	7400	<0.015	<0.015	3.61	<0.015	<0.015	6.04	<0.015	<0.015	0.574	0.574	0.0329	0.574	0.574	0.0329	0.0329	0.0329	0.0329	0.0329				
	Benzo[a]anthracene	mg/kg	0.014	29	<0.014	<0.014	2.8	<0.014	<0.014	3.96	<0.014	<0.014	0.306	0.306	<0.014	0.306	0.306	<0.014	<0.014	<0.014	<0.014	<0.014				
	Benzo[b]fluoranthene	mg/kg	0.015	71	<0.015	<0.015	3.92	<0.015	<0.015	4.77	<0.015	<0.015	0.49	0.49	<0.015	0.49	0.49	<0.015	<0.015	<0.015	<0.015	<0.015				
	Benzo[k]fluoranthene	mg/kg	0.014	190	<0.014	<0.014	1.51	<0.014	<0.014	1.75	<0.014	<0.014	0.151	0.151	<0.014	0.151	0.151	<0.014	<0.014	<0.014	<0.014	<0.014				
	Benzo[a]pyrene	mg/kg	0.015	5.7	<0.015	<0.015	2.99	<0.015	<0.015	3.35	<0.015	<0.015	0.305	0.305	<0.015	0.305	0.305	<0.015	<0.015	<0.015	<0.015	<0.015				
	Dibenz[a,h]anthracene	mg/kg	0.023	0.57	<0.023	<0.023	0.44	<0.023	<0.023	0.414	<0.023	<0.023	0.0481	0.0481	<0.023	0.0481	0.0481	<0.023	<0.023	<0.023	<0.023	<0.023				
	Benzo[g,h,i]perylene	mg/kg	0.024	640	<0.024	<0.024	2	<0.024	<0.024	1.94	<0.024	<0.024	0.22	0.22	<0.024	0.22	0.22	<0.024	<0.024	<0.024	<0.024	<0.024				
	Indeno[1,2,3-c,d]perylene	mg/kg	0.018	82	<0.018	<0.018	1.91	<0.018	<0.018	1.82	<0.018	<0.018	0.176	0.176	<0.018	0.176	0.176	<0.018	<0.018	<0.018	<0.018	<0.018				
	PAH 16 Total	mg/kg	0.118	-	<0.118	<0.118	28.7	<0.118	<0.118	40.3	<0.118	<0.118	3.95	3.95	<0.118	3.95	3.95	<0.118	<0.118	<0.118	<0.118	<0.118				
TPH CWG	>C6-C8 Aliphatics	mg/kg	0.01	(ref)1570000 <sup>05</sup>	-	-	0.0115	-	-	-	-	-	-	-	-	-	-	-	-	-	-	-				
	>C6-C7 Aliphatics	mg/kg	0.2	600000	-	-	-	-	-	-	0.0178															

		Field ID	OH70721-X-23.20-ES-191016	OH70721-X-28.70-ES-191016	OH70721-X-3.80-ES-191007	OH70721-X-31.30-ES-191022	OH70721-X-37.20-ES-191023	OH70721-X-4.80-ES-191007	OH70721-X-45.35-ES-191024	OH70721-X-5.80-ES-191008	OH70721-X-7.80-ES-191008	
		Location Code	OH70721	OH70721	OH70721	OH70721	OH70721	OH70721	OH70721	OH70721	OH70721	
		Sample Depth Range	23.2	28.7	3.8	31.3-31.49	37.2-37.43	4.8	45.35-45.52	5.8	7.8	
		Sample Date	16/10/2019	16/10/2019	07/10/2019	22/10/2019	23/10/2019	07/10/2019	24/10/2019	07/10/2019	08/10/2019	
		Matrix Description										
		C4SUL Public Open Space (POS) Residential										
		LQM S4UL Public Open Space (POS) Residential - 1% SOM										
Chem Group	ChemName	output unit	EQ1									
TPH	>C6-C8	mg/kg	0.02	<0.02	<0.02	-	<0.02	<0.02	-	<0.02	-	<0.02
	>C6-C7	mg/kg	0.02	<0.02	<0.02	-	<0.02	<0.02	-	<0.02	-	<0.02
	>C7-C8	mg/kg	0.02	<0.02	<0.02	-	<0.02	<0.02	-	<0.02	-	<0.02
	>C6-C6	mg/kg	0.2	-	-	-	-	-	-	-	-	-
	>C8-C10	mg/kg	0.02	<0.02	<0.02	-	<0.02	<0.02	-	<0.02	-	<0.02
	>C10-C12	mg/kg	0.02	<0.02	<0.02	-	<35 - 0.039	<0.02	-	<0.02	-	<0.02
	>C12-C16	mg/kg	2	<35	<35	-	<35	<35	-	<35	-	<35
	>C16-C21	mg/kg	2	<35	<35	-	<35	<35	-	<35	-	<35
	>C21-C28	mg/kg	35	<35	<35	-	<35	<35	-	<35	-	<35
	>C21-C35	mg/kg	4.38	-	-	-	-	-	-	-	-	-
	>C28-C35	mg/kg	35	<35	<35	-	<35	<35	-	<35	-	<35
	>C31-C40	mg/kg	10	-	-	-	-	-	-	-	-	-
	>C35-C40	mg/kg	35	<35	<35	-	<35	<35	-	<35	-	<35
	GRO >C5-10	mg/kg	0.02	-	-	0.217	-	-	0.237	-	0.457	-
	TPH >C8-C40	mg/kg	10	-	-	-	-	-	-	-	-	-
	EPH >C5-40	mg/kg	35	<35	<35	-	<35	<35	-	<35	-	<35
	EPH >C10-40	mg/kg	35	<35	<35	-	<35	<35	-	<35	-	<35
	GRO	mg/kg	0.2	-	-	-	-	-	-	-	-	-
	GRO >C5-12	mg/kg	0.1	<0.1	<0.1	-	<0.1	<0.1	-	<0.1	-	<0.1
	BTEX and MTBE	TPH by GC/ED (AR)	mg/kg	10	-	-	-	-	-	-	-	-
Benzene		mg/kg	0.001	140	72	<0.009	<0.009	<0.18	<0.009	<0.18	<0.009	<0.18
Toluene		mg/kg	0.005	56000	56000	<0.007	<0.007	<0.14	<0.007	<0.14	<0.007	<0.14
Ethylbenzene		mg/kg	0.002	24000	24000	<0.004	<0.004	<0.08	<0.004	<0.08	<0.004	<0.08
Xylene (m & o)		mg/kg	0.004	41000	41000	<0.01	<0.01	<0.2	<0.01	<0.2	<0.01	<0.2
Xylene (o)		mg/kg	0.002	41000	41000	<0.01	<0.01	<0.2	<0.01	<0.2	<0.01	<0.2
Xylene Total		mg/kg	0.02	-	-	<0.4	-	-	<0.4	-	<0.4	-
MTBE		mg/kg	0.001	-	-	<0.01	<0.01	<0.2	<0.01	<0.2	<0.01	<0.2
Total BTEX		mg/kg	0.04	<0.04	<0.04	<0.4	<0.4	<0.8	<0.04	<0.8	<0.04	<0.8
VOC		Styrene	mg/kg	0.001	-	-	-	-	-	-	-	-
	cis-1,3-dichlorocyclohexane	mg/kg	0.001	-	-	-	-	-	-	-	-	
	trans-1,3-dichlorocyclohexane	mg/kg	0.001	-	-	-	-	-	-	-	-	
	1,1,1,2-tetrachloroethane	mg/kg	0.001	1400	1400	-	-	-	-	-	-	
	1,1,1-trichloroethane	mg/kg	0.001	140000	140000	-	-	-	-	-	-	
	1,1,2,2-tetrachloroethane	mg/kg	0.001	1400	1400	-	-	-	-	-	-	
	1,1,2-dichloroethane	mg/kg	0.001	-	-	-	-	-	-	-	-	
	1,1-dichloroethane	mg/kg	0.001	-	-	-	-	-	-	-	-	
	1,1-dichloroethene	mg/kg	0.001	-	-	-	-	-	-	-	-	
	1,1-dichlorocyclohexane	mg/kg	0.001	-	-	-	-	-	-	-	-	
	1,2,3-trichlorocyclohexane	mg/kg	0.001	-	-	-	-	-	-	-	-	
	1,2,4-trimethylbenzene	mg/kg	0.001	-	-	-	-	-	-	-	-	
	1,2-dibromo-3-chloropropane	mg/kg	0.001	-	-	-	-	-	-	-	-	
	1,2-dibromoethane	mg/kg	0.001	-	-	-	-	-	-	-	-	
	1,2-dichloroethane	mg/kg	0.001	29	29	-	-	-	-	-	-	
	1,2-dichlorocyclohexane	mg/kg	0.001	-	-	-	-	-	-	-	-	
	1,3,5-trimethylbenzene	mg/kg	0.001	-	-	-	-	-	-	-	-	
	1,3-dichloropropane	mg/kg	0.001	-	-	-	-	-	-	-	-	
	2,2-dichloropropane	mg/kg	0.001	-	-	-	-	-	-	-	-	
	2-chlorotoluene	mg/kg	0.001	-	-	-	-	-	-	-	-	
	4-chlorotoluene	mg/kg	0.001	-	-	-	-	-	-	-	-	
	Bromobenzene	mg/kg	0.001	-	-	-	-	-	-	-	-	
	Bromochloromethane	mg/kg	0.001	-	-	-	-	-	-	-	-	
	Bromodichloromethane	mg/kg	0.001	-	-	-	-	-	-	-	-	
	Bromoform	mg/kg	0.001	-	-	-	-	-	-	-	-	
	Bromomethane	mg/kg	0.001	-	-	-	-	-	-	-	-	
	Carbon disulfide	mg/kg	0.007	11000	11000	-	-	-	-	-	-	
	Carbon tetrachloride	mg/kg	0.001	890	890	-	-	-	-	-	-	
	Chlorobromomethane	mg/kg	0.001	-	-	-	-	-	-	-	-	
	Chloroethane	mg/kg	0.002	-	-	-	-	-	-	-	-	
	Chloroform	mg/kg	0.001	2500	2500	-	-	-	-	-	-	
	Chloromethane	mg/kg	0.003	-	-	-	-	-	-	-	-	
	cis-1,2-dichloroethane	mg/kg	0.005	-	-	-	-	-	-	-	-	
	Dibromomethane	mg/kg	0.001	-	-	-	-	-	-	-	-	
	Dichlorodifluoromethane	mg/kg	0.001	-	-	-	-	-	-	-	-	
	Dichloromethane	mg/kg	0.01	-	-	-	-	-	-	-	-	
	Isopropylbenzene	mg/kg	0.001	-	-	-	-	-	-	-	-	
	n-butylbenzene	mg/kg	0.001	-	-	-	-	-	-	-	-	
	n-propylbenzene	mg/kg	0.001	-	-	-	-	-	-	-	-	
	p-isocrotyltoluene	mg/kg	0.001	-	-	-	-	-	-	-	-	
sec-butylbenzene	mg/kg	0.001	-	-	-	-	-	-	-	-		
Trichloroethene	mg/kg	0.001	120	120	-	-	-	-	-	-		
tert-butylbenzene	mg/kg	0.001	-	-	-	-	-	-	-	-		
Tetrachloroethene	mg/kg	0.003	1400	1400	-	-	-	-	-	-		
trans-1,2-dichloroethane	mg/kg	0.001	-	-	-	-	-	-	-	-		
Trichlorofluoromethane	mg/kg	0.001	-	-	-	-	-	-	-	-		
Vinyl chloride	mg/kg	0.001	3.5	3.5	-	-	-	-	-	-		
tert-Amyl methyl ether	mg/kg	0.01	-	-	-	-	-	-	-	-		
VOC/SVOC	1,2,3-trichlorobenzene	mg/kg	0.001	1800	1800	-	-	-	-	-	-	
	1,2,4-trichlorobenzene	mg/kg	0.003	15000	15000	-	-	-	-	-	-	
	1,2-dichlorobenzene	mg/kg	0.001	90000	90000	-	-	-	-	-	-	
	1,3,5-Trichlorobenzene	mg/kg	0.001	1700	1700	-	-	-	-	-	-	
	1,3-dichlorobenzene	mg/kg	0.001	300	300	-	-	-	-	-	-	
	1,4-dichlorobenzene	mg/kg	0.001	17000	17000	-	-	-	-	-	-	
	Chlorobenzene	mg/kg	0.001	11000	11000	-	-	-	-	-	-	
Hexachlorobutadiene	mg/kg	0.002	25	25	-	-	-	-	-	-		

		Field ID	OH7021-X-23.20-ES-191016	OH7021-X-28.70-ES-191016	OH7021-X-3.80-ES-191007	OH7021-X-31.30-ES-191022	OH7021-X-37.20-ES-191023	OH7021-X-4.80-ES-191007	OH7021-X-45.35-ES-191024	OH7021-X-5.80-ES-191008	OH7021-X-7.80-ES-191008
		Location Code	OH7021	OH7021	OH7021	OH7021	OH7021	OH7021	OH7021	OH7021	OH7021
		Sample Depth Range	23.2	28.7	3.8	31.3-31.49	37.2-37.43	4.8	45.35-45.52	5.8	7.8
		Sample Date	16/10/2019	16/10/2019	07/10/2019	22/10/2019	23/10/2019	07/10/2019	24/10/2019	07/10/2019	08/10/2019
		Matrix Description	LQM S4UL Public Open Space (POS) Residential - 1% SOM								
		C4SL Public Open Space (POS) Residential									
Chem Group	ChemName	output unit	EQL								
SVOC	Benzyl alcohol	mg/kg	0.5	-	-	-	-	-	-	-	-
	Diphenyl ether	mg/kg	0.1	-	-	-	-	-	-	-	-
	4-bromophenyl phenyl ether	mg/kg	0.1	-	-	-	-	-	-	-	-
	4-nitroaniline	mg/kg	0.1	-	-	-	-	-	-	-	-
	4-nitrophenol	mg/kg	0.1	-	-	-	-	-	-	-	-
	1,1-Biohexyl	mg/kg	0.1	-	-	-	-	-	-	-	-
	1,2,3,4-tetrachlorobenzene	mg/kg	0.001	830	-	-	-	-	-	-	-
	1-Methylnaphthalene	mg/kg	0.1	-	-	-	-	-	-	-	-
	2,4,5-trichlorophenol	mg/kg	0.1	-	-	-	-	-	-	-	-
	2,4,6-trichlorophenol	mg/kg	0.1	-	-	-	-	-	-	-	-
	2,4-dichlorophenol	mg/kg	0.1	-	-	-	-	-	-	-	-
	2,4-dimethylphenol	mg/kg	0.1	-	-	-	-	-	-	-	-
	2,4-dinitrophenol	mg/kg	0.5	-	-	-	-	-	-	-	-
	2,4-dinitrotoluene	mg/kg	0.1	-	-	-	-	-	-	-	-
	2,6-dinitrotoluene	mg/kg	0.1	-	-	-	-	-	-	-	-
	2-chloronaphthalene	mg/kg	0.1	-	-	-	-	-	-	-	-
	2-chlorophenol	mg/kg	0.1	-	-	-	-	-	-	-	-
	2-methylnaphthalene	mg/kg	0.1	-	-	-	-	-	-	-	-
	2-methylphenol	mg/kg	0.1	-	-	-	-	-	-	-	-
	2-nitroaniline	mg/kg	0.1	-	-	-	-	-	-	-	-
	2-nitrophenol	mg/kg	0.1	-	-	-	-	-	-	-	-
	3-nitroaniline	mg/kg	0.1	-	-	-	-	-	-	-	-
	4,6-Dinitro-2-methylphenol	mg/kg	0.2	-	-	-	-	-	-	-	-
	4-chloro-3-methylphenol	mg/kg	0.1	-	-	-	-	-	-	-	-
	4-chloroaniline	mg/kg	0.1	-	-	-	-	-	-	-	-
	4-chlorophenol	mg/kg	0.5	620	-	-	-	-	-	-	-
	4-chlorophenyl phenyl ether	mg/kg	0.1	-	-	-	-	-	-	-	-
	4-methylphenol	mg/kg	0.1	-	-	-	-	-	-	-	-
	Azobenzene	mg/kg	0.1	-	-	-	-	-	-	-	-
	Benzoic Acid	mg/kg	0.5	-	-	-	-	-	-	-	-
	Bis(2-chloroethoxy) methane	mg/kg	0.1	-	-	-	-	-	-	-	-
	Bis(2-chloroethyl) ether	mg/kg	0.1	-	-	-	-	-	-	-	-
	Bis(2-chloroisopropyl) ether	mg/kg	0.1	-	-	-	-	-	-	-	-
	Bis(2-ethylhexyl) phthalate	mg/kg	0.1	-	-	-	-	-	-	-	-
	Butyl benzyl phthalate	mg/kg	0.1	-	-	-	-	-	-	-	-
	Carbazole	mg/kg	0.1	-	-	-	-	-	-	-	-
	Dibenzofuran	mg/kg	0.1	-	-	-	-	-	-	-	-
	Diethylphthalate	mg/kg	0.1	-	-	-	-	-	-	-	-
	Dimethyl phthalate	mg/kg	0.1	-	-	-	-	-	-	-	-
	Di-n-butyl phthalate	mg/kg	0.1	-	-	-	-	-	-	-	-
	Di-n-octyl phthalate	mg/kg	0.1	-	-	-	-	-	-	-	-
	Hexachlorobenzene	mg/kg	0.002	16	-	-	-	-	-	-	-
	Hexachlorocyclopentadiene	mg/kg	0.1	-	-	-	-	-	-	-	-
	Hexachloroethane	mg/kg	0.1	-	-	-	-	-	-	-	-
	Isophorone	mg/kg	0.1	-	-	-	-	-	-	-	-
Nitrobenzene	mg/kg	0.1	-	-	-	-	-	-	-	-	
N-nitrosodipropylamine	mg/kg	0.1	-	-	-	-	-	-	-	-	
n-Nitrosodiphenylamine	mg/kg	0.1	-	-	-	-	-	-	-	-	
Pentachlorobenzene	mg/kg	0.001	100	-	-	-	-	-	-	-	
Pentachloronitrobenzene	mg/kg	0.05	-	-	-	-	-	-	-	-	
Pentachlorophenol	mg/kg	0.1	60	-	-	-	-	-	-	-	
PCB	PCB-110	mg/kg	-	-	-	-	-	-	-	-	-
	PCB-128	mg/kg	-	-	-	-	-	-	-	-	-
	PCB-141	mg/kg	-	-	-	-	-	-	-	-	-
	PCB-149	mg/kg	-	-	-	-	-	-	-	-	-
	PCB-151	mg/kg	-	-	-	-	-	-	-	-	-
	PCB-158	mg/kg	-	-	-	-	-	-	-	-	-
	PCB-170	mg/kg	-	-	-	-	-	-	-	-	-
	PCB-18	mg/kg	-	-	-	-	-	-	-	-	-
	PCB-183	mg/kg	-	-	-	-	-	-	-	-	-
	PCB-187	mg/kg	-	-	-	-	-	-	-	-	-
	PCB-194	mg/kg	-	-	-	-	-	-	-	-	-
	PCB-31	mg/kg	-	-	-	-	-	-	-	-	-
	PCB-44	mg/kg	-	-	-	-	-	-	-	-	-
	PCB-49	mg/kg	-	-	-	-	-	-	-	-	-
	2,2,4-tetrachloro-1,1-Biphenyl	mg/kg	-	-	-	-	-	-	-	-	-
	2,3,4,4-tetrachloro-1,1-Biphenyl	mg/kg	-	-	-	-	-	-	-	-	-
	Heptachlorobiphenyl, 2,3,3,4,4,5,5- (PCB 189)	mg/kg	0.003	-	-	-	-	-	-	-	-
	Hexachlorobiphenyl, 2,3,3,4,4,5- (PCB 156)	mg/kg	0.003	-	-	-	-	-	-	-	-
	Hexachlorobiphenyl, 2,3,3,4,4,5- (PCB 157)	mg/kg	0.003	-	-	-	-	-	-	-	-
	Hexachlorobiphenyl, 2,3,4,4,5,5- (PCB 167)	mg/kg	0.003	-	-	-	-	-	-	-	-
	Hexachlorobiphenyl, 3,3,4,4,5,5- (PCB 169)	mg/kg	0.003	-	-	-	-	-	-	-	-
	PCB 101	mg/kg	0.003	-	-	-	-	-	-	-	-
	PCB 118	mg/kg	0.003	-	-	-	-	-	-	-	-
	PCB 138	mg/kg	0.003	-	-	-	-	-	-	-	-
	PCB 153	mg/kg	0.003	-	-	-	-	-	-	-	-
	PCB 160	mg/kg	0.003	-	-	-	-	-	-	-	-
	PCB 26	mg/kg	0.003	-	-	-	-	-	-	-	-
	PCB 52	mg/kg	0.003	-	-	-	-	-	-	-	-
	Pentachlorobiphenyl, 2,3,3,4,4- (PCB 105)	mg/kg	0.003	-	-	-	-	-	-	-	-
	Pentachlorobiphenyl, 2,3,3,4,4,5- (PCB 114)	mg/kg	0.003	-	-	-	-	-	-	-	-
Pentachlorobiphenyl, 2,3,4,4,5- (PCB 123)	mg/kg	0.003	-	-	-	-	-	-	-	-	
Pentachlorobiphenyl, 3,3,4,4,5- (PCB 126)	mg/kg	0.003	-	-	-	-	-	-	-	-	
Tetrachlorobiphenyl, 3,3,4,4- (PCB 77)	mg/kg	0.003	-	-	-	-	-	-	-	-	
Tetrachlorobiphenyl, 3,4,4,5- (PCB 81)	mg/kg	0.003	-	-	-	-	-	-	-	-	
Total PCB 7 congeners	mg/kg	0.021	-	-	-	-	-	-	-	-	
Total PCB WHO 12	mg/kg	0.036	-	-	-	-	-	-	-	-	

		Field ID	OH7021-X-23.20-ES-191016	OH7021-X-28.70-ES-191016	OH7021-X-3.80-ES-191007	OH7021-X-31.30-ES-191022	OH7021-X-37.20-ES-191023	OH7021-X-4.80-ES-191007	OH7021-X-45.35-ES-191024	OH7021-X-5.80-ES-191008	OH7021-X-7.80-ES-191008
		Location Code	OH7021	OH7021	OH7021	OH7021	OH7021	OH7021	OH7021	OH7021	OH7021
		Sample Depth Range	23.2	28.7	3.8	31.3-31.49	37.2-37.43	4.8	45.35-45.52	5.8	7.8
		Sample Date	16/10/2019	16/10/2019	07/10/2019	22/10/2019	23/10/2019	07/10/2019	24/10/2019	07/10/2019	08/10/2019
		Matrix Description	LQM S4UL Public Open Space (POS) Residential - 1% SOM								
		C4SUL Public Open Space (POS) Residential									
Chem Group	ChemName	output unit	EQL								
Phenolics	Xylenols	mg/kg	0.015	<0.015	<0.015	<0.015	<0.015	<0.015	<0.015	<0.015	<0.015
	Phenol Index	mg/kg	0.5	-	-	-	-	-	-	-	-
	3-84-methylphenol	mg/kg	0.1	-	-	-	-	-	-	-	-
	Cresol Total	mg/kg	0.01	<0.01	<0.01	<0.01	<0.01	<0.01	<0.01	<0.01	<0.01
Phenol	Phenol	mg/kg	0.01	<0.01	<0.01	<0.01	<0.01	<0.01	<0.01	<0.01	<0.01
	Phenols Monohydric	mg/kg	0.035	<0.035	<0.035	<0.035	<0.035	<0.035	<0.035	<0.035	<0.035
Organotins	Dibutyltin	mg/kg	-	-	-	-	-	-	-	-	-
	Monophenyltin	mg/kg	-	-	-	-	-	-	-	-	-
	Diphenyltin	mg/kg	-	-	-	-	-	-	-	-	-
	Monobutyltin	mg/kg	-	-	-	-	-	-	-	-	-
	Tetrabutyltin	mg/kg	-	-	-	-	-	-	-	-	-
	Tributyltin	mg/kg	0.001	-	-	-	-	-	-	-	-
	Triphenyltin	mg/kg	-	-	-	-	-	-	-	-	-
Pesticides	Ethionphos	mg/kg	0.002	-	-	-	-	-	-	-	-
	Heptachlor epoxide	mg/kg	0.002	-	-	-	-	-	-	-	-
	Methachlorphos	mg/kg	0.002	-	-	-	-	-	-	-	-
	Propetamphos	mg/kg	0.002	-	-	-	-	-	-	-	-
	Simetryn	mg/kg	0.05	-	-	-	-	-	-	-	-
	Sodium Acifluorfen	mg/kg	-	-	-	-	-	-	-	-	-
	Testosterone	mg/kg	0.003	-	-	-	-	-	-	-	-
	2,4,5-TP (Silvex)	mg/kg	-	-	-	-	-	-	-	-	-
	Hedonal	mg/kg	-	-	-	-	-	-	-	-	-
	2,4-DDT	mg/kg	0.003	-	-	-	-	-	-	-	-
	2,4-Dichloroac	mg/kg	-	-	-	-	-	-	-	-	-
	4-(2,4-Dichlorophenoxy)butyric Acid (2,4-DB)	mg/kg	-	-	-	-	-	-	-	-	-
	4,4-DDE	mg/kg	0.005	-	-	-	-	-	-	-	-
	4-Chlorophenoxy acetic acid	mg/kg	-	-	-	-	-	-	-	-	-
	a-BHC	mg/kg	0.002	24	-	-	-	-	-	-	-
	Aldrin	mg/kg	0.002	18	-	-	-	-	-	-	-
	Ametryn	mg/kg	0.05	-	-	-	-	-	-	-	-
	Acetyl (Ioxynil)	mg/kg	-	-	-	-	-	-	-	-	-
	Atrazin	mg/kg	0.05	1200	-	-	-	-	-	-	-
	Atrazine	mg/kg	0.05	-	-	-	-	-	-	-	-
	Azinophos methyl	mg/kg	0.005	-	-	-	-	-	-	-	-
	b-BHC	mg/kg	0.002	8.1	-	-	-	-	-	-	-
	Bentazone	mg/kg	0.1	-	-	-	-	-	-	-	-
	Bromoxynil	mg/kg	-	-	-	-	-	-	-	-	-
	Carbofenthothion	mg/kg	0.003	-	-	-	-	-	-	-	-
	chloridane	mg/kg	0.002	-	-	-	-	-	-	-	-
	Chlordane (cis)	mg/kg	0.002	-	-	-	-	-	-	-	-
	Azinphos Ethyl	mg/kg	0.005	-	-	-	-	-	-	-	-
	Chlordane (trans)	mg/kg	0.05	-	-	-	-	-	-	-	-
	Chlorfenvinphos	mg/kg	0.003	-	-	-	-	-	-	-	-
	Chlorotoluron	mg/kg	-	-	-	-	-	-	-	-	-
	Chlorovifos	mg/kg	0.002	-	-	-	-	-	-	-	-
	Chlorpyrifos-methyl	mg/kg	0.002	-	-	-	-	-	-	-	-
	Cyanazine	mg/kg	-	-	-	-	-	-	-	-	-
	d-BHC	mg/kg	0.002	-	-	-	-	-	-	-	-
	DDD	mg/kg	0.005	-	-	-	-	-	-	-	-
	DDT	mg/kg	0.005	-	-	-	-	-	-	-	-
	Chlorothalonil	mg/kg	0.002	-	-	-	-	-	-	-	-
	Diazinon	mg/kg	0.001	-	-	-	-	-	-	-	-
	Dicamba	mg/kg	-	-	-	-	-	-	-	-	-
	Dichlobenil	mg/kg	0.001	-	-	-	-	-	-	-	-
	cis-Permethrin	mg/kg	0.003	-	-	-	-	-	-	-	-
	Dichlorvos	mg/kg	0.002	16	-	-	-	-	-	-	-
	Diclofop	mg/kg	-	-	-	-	-	-	-	-	-
	Dieldrin	mg/kg	0.005	18	-	-	-	-	-	-	-
Dimethoate	mg/kg	0.003	-	-	-	-	-	-	-	-	
Dinoseb	mg/kg	-	-	-	-	-	-	-	-	-	
Diuron	mg/kg	-	-	-	-	-	-	-	-	-	
Endosulfan I	mg/kg	0.001	1200	-	-	-	-	-	-	-	
Endosulfan II	mg/kg	0.01	-	-	-	-	-	-	-	-	
Endosulfan sulphate	mg/kg	0.005	-	-	-	-	-	-	-	-	
Endrin	mg/kg	0.003	-	-	-	-	-	-	-	-	
Endrin ketone	mg/kg	0.03	-	-	-	-	-	-	-	-	
Ethion	mg/kg	0.003	-	-	-	-	-	-	-	-	
Fenitrothion	mg/kg	0.005	-	-	-	-	-	-	-	-	
Fenithion	mg/kg	0.01	-	-	-	-	-	-	-	-	
Fluroxypyr	mg/kg	0.1	-	-	-	-	-	-	-	-	

		Field ID	OH7021-X-23.20-ES-191016	OH7021-X-28.70-ES-191016	OH7021-X-3.80-ES-191007	OH7021-X-31.30-ES-191022	OH7021-X-37.20-ES-191023	OH7021-X-4.80-ES-191007	OH7021-X-45.35-ES-191024	OH7021-X-5.80-ES-191008	OH7021-X-7.80-ES-191008	
		Location Code	OH7021	OH7021	OH7021	OH7021	OH7021	OH7021	OH7021	OH7021	OH7021	
		Sample Depth	23.2	28.7	3.8	31.3-31.49	37.2-37.43	4.8	45.35-45.52	5.8	7.8	
		Range	16/10/2019	16/10/2019	07/10/2019	22/10/2019	23/10/2019	07/10/2019	24/10/2019	07/10/2019	08/10/2019	
		Matrix Description	LQM S4UL Public Open Space (POS) Residential - 1% SOM									
		C4SL Public Open Space (POS) Residential										
Chem Group	ChemName	output unit	EQL									
	o-BHC (Lindane)	mg/kg	0.001	-	-	-	-	-	-	-	-	
	Heptachlor	mg/kg	0.003	-	-	-	-	-	-	-	-	
	Isodrin	mg/kg	0.002	-	-	-	-	-	-	-	-	
	Isoproturon	mg/kg	-	-	-	-	-	-	-	-	-	
	Linuron	mg/kg	-	-	-	-	-	-	-	-	-	
	Malathion	mg/kg	0.002	-	-	-	-	-	-	-	-	
	2-Methyl-4-chlorophenoxyacetic acid	mg/kg	-	-	-	-	-	-	-	-	-	
	2-Methyl-4-Chlorophenoxy Butanoic Acid	mg/kg	-	-	-	-	-	-	-	-	-	
	Mecoprop	mg/kg	-	-	-	-	-	-	-	-	-	
	Methoxychlor	mg/kg	0.005	-	-	-	-	-	-	-	-	
	Methyl carathion	mg/kg	0.01	-	-	-	-	-	-	-	-	
	Mevinphos (Phosdrin)	mg/kg	0.002	-	-	-	-	-	-	-	-	
	o,p-DDD	mg/kg	0.005	-	-	-	-	-	-	-	-	
	o,p'-DDE	mg/kg	0.002	-	-	-	-	-	-	-	-	
	o,p'-Methoxychlor	mg/kg	0.05	-	-	-	-	-	-	-	-	
	Parathion	mg/kg	0.005	-	-	-	-	-	-	-	-	
	Pendimethalin	mg/kg	0.01	-	-	-	-	-	-	-	-	
	Permethrin	mg/kg	0.05	-	-	-	-	-	-	-	-	
	Permethrin II	mg/kg	0.003	-	-	-	-	-	-	-	-	
	Phorate	mg/kg	0.01	-	-	-	-	-	-	-	-	
	Pirimphos-methyl	mg/kg	0.002	-	-	-	-	-	-	-	-	
	Pirimphos-ethyl	mg/kg	0.002	-	-	-	-	-	-	-	-	
	Prometon	mg/kg	0.05	-	-	-	-	-	-	-	-	
	Prometryn	mg/kg	0.05	-	-	-	-	-	-	-	-	
	Pronamide	mg/kg	0.002	-	-	-	-	-	-	-	-	
	Propazine	mg/kg	0.05	-	-	-	-	-	-	-	-	
	Propiconazole	mg/kg	-	-	-	-	-	-	-	-	-	
	Propoxycarbazono-sodium	mg/kg	-	-	-	-	-	-	-	-	-	
	Simazine	mg/kg	0.05	-	-	-	-	-	-	-	-	
	Terbutryn	mg/kg	0.05	-	-	-	-	-	-	-	-	
	Terbutylazine	mg/kg	0.05	-	-	-	-	-	-	-	-	
	Phosalone	mg/kg	0.005	-	-	-	-	-	-	-	-	
	Phosphamidon	mg/kg	0.005	-	-	-	-	-	-	-	-	
	Triadimefon	mg/kg	0.002	-	-	-	-	-	-	-	-	
	Triallate	mg/kg	0.002	-	-	-	-	-	-	-	-	
	Triclopyr	mg/kg	0.1	-	-	-	-	-	-	-	-	
	Triclosan	mg/kg	-	-	-	-	-	-	-	-	-	
	Trifluralin	mg/kg	0.01	-	-	-	-	-	-	-	-	
	Tebuconazole	mg/kg	-	-	-	-	-	-	-	-	-	
	Telodrin	mg/kg	0.05	-	-	-	-	-	-	-	-	
	Triazophos	mg/kg	0.003	-	-	-	-	-	-	-	-	
SVOC TIC	SVOC TICs - Detect	Detect	-	-	-	-	-	-	-	-	-	
	Anthraquinone 9,10-	mg/kg	-	-	-	-	-	-	-	-	-	
	SVOC Tentatively Identified Compounds	mg/kg	0.1	-	-	-	-	-	-	-	-	
	Aniline	mg/kg	0.3	-	-	-	-	-	-	-	-	
VOC TIC	VOC TICs - Detect	Detect	-	-	-	-	-	-	-	-	-	
	VOC Tentatively Identified Compounds	mg/kg	0.05	-	-	-	-	-	-	-	-	
	Freon 113	mg/kg	0.005	-	-	-	-	-	-	-	-	
Other	Temperature	°C	17	16.2	18.2	15.5	15.5	16.5	18.4	18.1	1.7	
	Conductivity @ 20°C	µS/cm	14	777 - 803	1280 - 1330	2430 - 2520	1720 - 1760	1880 - 1700	3240 - 3380	1780 - 1810	2580	
	% Stones >4mm	%	-	-	-	-	-	-	-	-	-	
	Fraction of non-crushable material	%	-	-	-	-	-	-	-	-	-	
	Moisture Content (dried @35°C)	%	3.7	12	13	23	19	33	19	33	25	
	Moisture Content 105C	%	-	-	-	-	-	-	-	-	-	
	pH (Lab)	pH Units	1	8.03 - 9.02	8.26 - 9.03	7.3 - 7.95	8.26 - 8.81	8.3 - 9	7.23 - 7.86	8.26 - 8.9	7.95 - 8.3	
	Stone Content	%	0.1	-	-	-	-	-	-	-	-	
	Total Organic Carbon	%	0.02	<0.2	<0.2	8.84	<0.2	<0.2	17.1	<0.2	5.47	

**Env Stds Comments**  
 #1:GAC is only presented as speciated chromium. 7.7mg/kg is used for hexavalent. If hexavalent chromium (CVI) data is available, a value of 1,500mg/kg r  
 #2:C4SL for lead adopted  
 #3:GAC only presented as speciated mercury. 16mg/kg is used for elemental mercury. If the CSM indicates that elemental mercury is not a CoC and mercury  
 #4:Updated S4UL for nickel  
 #5:S4UL exceeds solubility saturation limit  
 #6:Criteria derived for Al<sup>3</sup>-C16-C35 split between Al<sup>3</sup>-C16-21 & Al<sup>3</sup>-C21-35. Requires summation of fractions to use Al<sup>3</sup>-C16-C35 criteria.  
 #7:Criteria presented is for p-xylene. A separate value is presented for o-xylene.  
 #8:S4UL based on a threshold protective of direct skin contact with phenol

**Legend**

38.2	Results exceeds GAC.
<50	Results MDL is greater than GAC.
NAD	No asbestos detected.
-	Determinand has not been tested for.

**Notes**  
 A range is given where a determinand has been analysed for by more than one method.

Chem. Group	ChemName	output unit	EQL	Field ID Location Code Sample Depth Range	Matrix Description									
					OH70722-X-0.05-ES-191023	OH70722-X-0.50-ES-191023	OH70722-X-1.20-ES-191023	OH70722-X-1.90-ES-191024	OH70722-X-2.90-ES-191024	OH70722-X-22.60-ES-191030	OH70722-X-22.60-ES-191030	OH70722-X-27.50-ES-191031	OH70722-X-3.90-ES-191024	
				Sample Depth Range	0.05	0.5	1.2	1.9	2.9	22.6	22.6	27.5	3.9	
				Sampled Date Time	23/10/2019	23/10/2019	23/10/2019	24/10/2019	24/10/2019	30/10/2019	30/10/2019	31/10/2019	24/10/2019	
				C4SL Public Open Space (POS) Residential	LOM S4UL Public Open Space (POS) Residential - 1% SOM									
Chem. Group	ChemName	output unit	EQL											
Anthrax	Detection of Anthrax (Bacillus Anthracis)	Not Isolated	-	-	-	-	-	-	-	-	-	-	-	
Metals	Antimony	mg/kg	0.1	-	4.7	3.2	1.9	-	-	-	-	-	-	
	Arsenic	mg/kg	0.3	79	10.5	12	7.3	7.3	3.1	5.3	5.3	25.1	2.8	
	Boron	mg/kg	0.5	21000	1.8	1.9	1.6	1.8	2.1	1.2	1.9	0.6	1.3	
	Cadmium	mg/kg	0.02	220	120	0.3	0.37	0.2	0.24	<0.1	0.12	<0.1	0.44	
	Chromium (hexavalent)	mg/kg	0.1	21	7.7	<0.1	<0.1	<0.1	<0.1	<0.1	<0.1	<0.1	<0.1	
	Chromium	mg/kg	0.5	21	59.2	28.5	27	29	12.1	12.8	14.7	21.5	22.5	
	Cobalt	mg/kg	0.1	-	-	-	46.9	-	-	-	-	-	-	
	Copper	mg/kg	0.5	12000	42.2	53.7	30.9	31.8	12.4	7.1	9.4	110.7	57.5	
	Lead	mg/kg	0.5	630	107.4	150.5	106.4	112.2	23	4	5.1	166.8	123.1	
	Mercury	mg/kg	0.1	-	0.3	0.58	0.26	0.26	<0.1	<0.1	0.35	<0.1	0.31	
	Molybdenum	mg/kg	0.1	-	1.9	1.4	1.8	0.9	0.5	-	-	-	1.2	
	Nickel	mg/kg	0.2	-	17.7	28.4	19.4	23	10.6	13.3	15.1	25.3	17.7	
	Selenium	mg/kg	0.5	1100	0.6	1.2	0.6	0.8	1.5	<0.5	<0.5	0.7	0.8	
	Vanadium	mg/kg	0.2	2000	38.7	46.9	26.9	46.5	19.2	19.2	32.8	30.6	30.6	
	Zinc	mg/kg	1.9	81000	110.3	136.6	106.7	92	63.6	-	-	203.9	133.4	
Asbestos	Anthophyllite	Detect	-	-	-	-	-	-	-	-	-	-	-	
	Asbestos Containing Material	Detect	-	-	-	-	-	-	-	-	-	-	-	
	Asbestos Analysis Comments	-	-	-	-	-	-	-	-	-	-	-	-	
	Asbestos PCOM Quantification	%	0.001	-	-	-	-	-	-	-	-	-	-	
	Asbestos Quantification Total	%	0.001	-	0.004	-	-	-	-	-	-	-	-	
	Asbestos: Actinolite	Detect	-	-	-	-	-	-	-	-	-	-	-	
	Additional Asbestos Components (Using TM048)	Comment	-	-	-	-	-	-	-	-	-	-	-	
	Crocidolite Asbestos	Detect	-	-	-	-	-	-	-	-	-	-	-	
	Asbestos Gravimetric Quantification	%	0.001	-	-	-	-	-	-	-	-	-	-	
	Asbestos ID (Stage 1)	Detect	-	Detected	Detected	NAD	NAD	NAD	NAD	NAD	NAD	NAD	NAD	
	Chrysotile Asbestos	Detect	-	-	-	-	-	-	-	-	-	-	-	
	Amosite Asbestos	Detect	-	-	-	-	-	-	-	-	-	-	-	
	Non-Asbestos Fibre	Detect	-	-	-	-	-	-	-	-	-	-	-	
	Tremolite	Detect	-	-	-	-	-	-	-	-	-	-	-	
Inorganics	Ammoniacal Nitrogen as N	mg/kg	12	-	-	-	-	-	-	-	-	-	-	
	Cyanide (Free)	mg/kg	0.5	-	<0.5	<0.5	<0.5	<0.5	<0.5	<0.5	<0.5	<0.5	<0.5	
	Cyanide Total	mg/kg	0.5	-	<0.5	<0.5	<0.5	<0.5	<0.5	<0.5	<0.5	<0.5	<0.5	
	Cyanides-complex	mg/kg	1	-	-	-	-	-	-	-	-	-	-	
	Phosphates	mg/kg	4	-	-	-	-	-	-	-	-	-	-	
PAH	Coronene	mg/kg	0.3	-	-	-	-	-	-	-	-	-	-	
	Naphthalene	mg/kg	0.005	4900	<0.08	0.32	<0.08	0.24	0.12	<0.08	<0.08	<0.08	0.1	
	Acenaphthene	mg/kg	0.008	15000	0.08	0.97	0.39	0.36	0.59	<0.08	<0.08	<0.08	0.2	
	Acenaphthylene	mg/kg	0.012	19000	0.22	1.91	0.15	0.09	0.29	<0.08	<0.08	<0.08	0.6	
	Fluoranthene	mg/kg	0.017	3100	2.88	32.3	6.38	2.92	7.96	<0.08	<0.08	<0.08	1.48	
	Anthracene	mg/kg	0.016	74000	0.41	8.74	1.12	0.65	1.2	<0.08	<0.08	<0.08	0.41	
	Phenanthrene	mg/kg	0.015	3100	0.76	24.5	4.09	2.09	3.07	<0.08	<0.08	<0.08	1.12	
	Fluorene	mg/kg	0.01	9900	<0.08	2.96	0.41	0.34	0.34	<0.08	<0.08	<0.08	0.21	
	Chrysene	mg/kg	0.01	57	1.5	9.75	2.42	1.16	2.96	<0.08	<0.08	<0.08	0.61	
	Pyrene	mg/kg	0.015	7400	2.69	27.7	5.58	2.39	7.02	<0.08	<0.08	<0.08	1.26	
	Benzo(a)anthracene	mg/kg	0.014	29	1.55	12	2.62	1.16	3.39	<0.08	<0.08	<0.08	0.8	
	Benzo(b)fluoranthene	mg/kg	0.015	7.1	2.03	11	3.1	1.92	3.47	<0.08	<0.08	<0.08	0.63	
	Benzo(k)fluoranthene	mg/kg	0.014	190	0.82	4.27	1.1	0.54	1.31	<0.08	<0.08	<0.08	0.3	
	Benzo(a)pyrene	mg/kg	0.015	10	5.7	9.62	2.55	1.15	3.1	<0.08	<0.08	<0.08	0.59	
	Dibenz(a,h)anthracene	mg/kg	0.023	0.57	0.25	1.17	0.36	0.16	0.36	<0.08	<0.08	<0.08	<0.08	
	Benzo(g,h,i)perylene	mg/kg	0.024	640	1.05	4.51	1.52	0.69	1.45	<0.08	<0.08	<0.08	0.28	
	Indeno(1,2,3-c,d)pyrene	mg/kg	0.018	82	1.18	5.67	1.71	0.67	1.72	<0.08	<0.08	<0.08	0.33	
	PAH 16 Total	mg/kg	0.118	-	<17.3	168	<33.6	15.8	38	<1.28	<1.28	<1.28	<8.28	
TPH CWG	>C6-C8 Aliphatics	mg/kg	0.01	600000	<0.2	<0.2	<0.2	<0.2	<0.2	-	-	-	<0.2	
	>C6-C7 Aliphatics	mg/kg	0.2	-	<0.2	<0.2	<0.2	<0.2	<0.2	-	-	-	<0.2	
	>C6-C8 Aliphatics	mg/kg	0.01	-	<0.2	<0.2	<0.2	<0.2	<0.2	-	-	-	<0.2	
	>C7-C8 Aliphatics	mg/kg	0.2	-	<0.2	<0.2	<0.2	<0.2	<0.2	-	-	-	<0.2	
	>C10-C44 Aliphatics/Aromatics	mg/kg	10	-	-	-	-	-	-	-	-	-	-	
	>C8-C10 Aliphatics	mg/kg	0.01	13000	<0.2	<0.2	<0.2	<0.2	<0.2	-	-	-	<0.2	
	>C10-C12 Aliphatics	mg/kg	0.01	13000	<4	<4	<4	<4	<4	-	-	-	<4	
	>C12-C16 Aliphatics	mg/kg	0.1	19000	<4	38.1	7.17	5.72	9.95	-	-	-	<4	
	>C16-C21 Aliphatics	mg/kg	0.1	125000 <sup>RM</sup>	17.1	32.9	13.7	12.8	-	-	-	-	<4	
	>C21-C35 Aliphatics	mg/kg	0.1	125000 <sup>RM</sup>	89.8	78.3	70.4	122	69.2	-	-	-	34.9	
	>C35-C44 Aliphatics	mg/kg	0.1	250000	-	-	-	-	-	-	-	-	-	
	>C5-C10 Aliphatics	mg/kg	0.05	-	-	-	-	-	-	-	-	-	-	
	>C8-C40 Aliphatics	mg/kg	20	138	170	110	180	127	-	-	-	-	55.8	
	Total Aliphatics >C12-C44	mg/kg	0.1	-	-	-	-	-	-	-	-	-	-	
	>E5-EC10 Aromatics	mg/kg	0.05	-	-	-	-	-	-	-	-	-	-	
	>E5-EC7 Aromatics	mg/kg	0.01	56000	<0.01	<0.01	<0.01	<0.01	<0.01	<0.01	<0.01	<0.01	<0.01	
	>E6-EC7 Aromatics	mg/kg	0.01	-	-	-	-	-	-	-	-	-	-	
	>E7-EC8 Aromatics	mg/kg	0.01	56000	<0.01	<0.01	<0.01	<0.01	<0.01	<0.01	<0.01	<0.01	<0.01	
	>E8-EC10 Aromatics	mg/kg	0.01	5000	<4	<4	<4	<4	<4	-	-	-	<4	
	>E10-EC12 Aromatics	mg/kg	0.01	5000	<4	<4	<4	<4	<4	-	-	-	<4	
	>E8-EC40 Aromatics	mg/kg	20	166	411	209	275	268	-	-	-	-	131	
	>E10-EC44 Aromatics	mg/kg	5	-	-	-	-	-	-	-	-	-	-	
	>E12-EC16 Aromatics	mg/kg	0.1	5100	6.92	28.8	15.3	11.5	12.6	-	-	-	10.2	
	>E16-EC21 Aromatics	mg/kg	0.1	3800	16.5	140	52.3	28.7	40.5	-	-	-	18.6	
	>E21-EC35 Aromatics	mg/kg	0.1	3800	124	229	128	195	185	-	-	-	80.7	
	>E35-EC44 Aromatics	mg/kg	0.1	3800	-	-	-	-	-	-	-	-	-	
	>E40-EC44 Aromatics	mg/kg	0.1	-	-	-	-	-	-	-	-	-	-	
	>E12-EC44 Aromatics	mg/kg	0.1	-	-	-	-	-	-	-	-	-	-	
	TPH Aliphatics & Aromatics >C5-44	mg/kg	0.1	-	-	-	-	-	-	-	-	-	-	

Chem Group	ChemName	output unit	EQL	Field ID	OH70722-X-0.05-ES-191023	OH70722-X-0.50-ES-191023	OH70722-X-1.20-ES-191023	OH70722-X-1.90-ES-191024	OH70722-X-2.90-ES-191024	OH70722-X-22.60-ES-191030	OH70722-X-22.60-ES-191030	OH70722-X-27.50-ES-191031	OH70722-X-3.90-ES-191024	
				Location Code	OH70722	OH70722	OH70722	OH70722	OH70722	OH70722	OH70722	OH70722	OH70722	OH70722
				Sample Depth Range	0.05	0.5	1.2	1.9	2.9	22.6	22.6	27.5	3.9	
				Sample Date Time	23/10/2019	23/10/2019	23/10/2019	24/10/2019	24/10/2019	30/10/2019	30/10/2019	31/10/2019	24/10/2019	
				Matrix Description	LQM S4UL Public Open Space (POS) Residential - 1% SOM									
				C4SL Public Open Space (POS) Residential										
TPH	>C6-C8	mg/kg	0.02	<0.2	<0.2	<0.2	<0.2	<0.2	<0.2	-	-	-	<0.2	
	>C6-C7	mg/kg	0.02	<0.2	<0.2	<0.2	<0.2	<0.2	<0.2	-	-	-	<0.2	
	>C7-C8	mg/kg	0.02	<0.2	<0.2	<0.2	<0.2	<0.2	<0.2	-	-	-	<0.2	
	>C6-C6	mg/kg	0.2	-	-	-	-	-	-	<0.2	<0.2	<0.2	<0.2	
	>C6-C10	mg/kg	0.02	<0.2	<0.2	<0.2	<0.2	<0.2	<0.2	<0.2	<0.2	<0.2	<0.2	
	>C10-C12	mg/kg	0.02	-	-	-	-	-	-	<0.2	<0.2	<0.2	<0.2	
	>C12-C16	mg/kg	2	-	-	-	-	-	-	<0.2	<0.2	<0.2	<0.2	
	>C16-C21	mg/kg	2	-	-	-	-	-	-	<0.2	<0.2	<0.2	<0.2	
	>C21-C28	mg/kg	35	-	-	-	-	-	-	<0.2	<0.2	<0.2	<0.2	
	>C21-C35	mg/kg	4.38	-	-	-	-	-	-	10.1	13.3	9.6	-	
	>C28-C35	mg/kg	35	-	-	-	-	-	-	-	-	-	-	
	>C31-C40	mg/kg	10	-	-	-	-	-	-	-	-	-	-	
	>C35-C40	mg/kg	35	-	-	-	-	-	-	13	17.4	10.8	-	
	GRO >C5-10	mg/kg	0.02	-	-	-	-	-	-	-	-	-	-	
	TPH >C8-C40	mg/kg	10	-	-	-	-	-	-	<15.3	<19.8	<13.3	-	
	EPH >C5-40	mg/kg	35	-	-	-	-	-	-	-	-	-	-	
	EPH >C10-40	mg/kg	35	-	-	-	-	-	-	-	-	-	-	
	GRO	mg/kg	0.2	<0.2	<0.2	<0.2	<0.2	<0.2	<0.2	-	-	-	-	<0.2
	TPH by GC/ED (AR)	mg/kg	10	-	-	-	-	-	-	-	-	-	-	-
BTEX and MTE	Benzene	mg/kg	0.001	140	72	<0.001	<0.01 - 0.002	<0.01 - 0.001	<0.01 - 0.001	<0.001	15.3	19.6	13.4	
	Toluene	mg/kg	0.005		56000	<0.005	<0.005	<0.005	<0.005	<0.005	-	-	<0.01 - 0.002	
	Ethylbenzene	mg/kg	0.002		24000	<0.002	<0.002	<0.002	<0.002	<0.002	-	-	<0.01	
	Xylene (m & o)	mg/kg	0.004		41000	<0.004	<0.004	<0.004	<0.004	<0.004	-	-	<0.004	
	Xylene (p)	mg/kg	0.002		41000	<0.002	<0.002	<0.002	<0.002	<0.002	-	-	<0.002	
	Xylene Total	mg/kg	0.02			<0.03	<0.03	<0.03	<0.03	<0.03	-	-	<0.03	
	MTE	mg/kg	0.001			-	-	-	-	-	-	-	-	
	Total BTEX	mg/kg	0.04			-	-	-	-	-	-	-	-	
	VOC	Styrene	mg/kg	0.001			-	-	-	-	-	-	-	-
		cis-1,3-dichloroethene	mg/kg	0.001			-	-	-	-	-	-	-	-
trans-1,3-dichloroethene		mg/kg	0.001			-	-	-	-	-	-	-	-	
1,1,1,2-tetrachloroethane		mg/kg	0.001	1400		-	-	-	-	-	-	-	-	
1,1,1-trichloroethane		mg/kg	0.001	140000		-	-	-	-	-	-	-	-	
1,1,2,2-tetrachloroethane		mg/kg	0.001	1400		-	-	-	-	-	-	-	-	
1,1,2-trichloroethane		mg/kg	0.001			-	-	-	-	-	-	-	-	
1,1-dichloroethane		mg/kg	0.001			-	-	-	-	-	-	-	-	
1,1-dichloroethene		mg/kg	0.001			-	-	-	-	-	-	-	-	
1,1-dichloroethene		mg/kg	0.001			-	-	-	-	-	-	-	-	
1,2-dichloroethane		mg/kg	0.001			-	-	-	-	-	-	-	-	
1,2-dichloroethene		mg/kg	0.001			-	-	-	-	-	-	-	-	
1,2-dibromo-3-chloropropane		mg/kg	0.001			-	-	-	-	-	-	-	-	
1,2-dibromoethane		mg/kg	0.001			-	-	-	-	-	-	-	-	
1,2-dichloroethane		mg/kg	0.001	29		-	-	-	-	-	-	-	-	
1,2-dichloroethene		mg/kg	0.001			-	-	-	-	-	-	-	-	
1,3,5-trimethylbenzene		mg/kg	0.001			-	-	-	-	-	-	-	-	
1,3-dichloropropane		mg/kg	0.001			-	-	-	-	-	-	-	-	
2,2-dichloropropane		mg/kg	0.001			-	-	-	-	-	-	-	-	
2-chlorotoluene		mg/kg	0.001			-	-	-	-	-	-	-	-	
4-chlorotoluene		mg/kg	0.001			-	-	-	-	-	-	-	-	
Bromobenzene		mg/kg	0.001			-	-	-	-	-	-	-	-	
Bromochloromethane		mg/kg	0.001			-	-	-	-	-	-	-	-	
Bromodichloromethane		mg/kg	0.001			-	-	-	-	-	-	-	-	
Bromofluoromethane		mg/kg	0.001			-	-	-	-	-	-	-	-	
Bromomethane		mg/kg	0.001			-	-	-	-	-	-	-	-	
Carbon disulfide		mg/kg	0.007	11000		-	-	-	-	-	-	-	-	
Carbon tetrachloride		mg/kg	0.001	890		-	-	-	-	-	-	-	-	
Chlorobromomethane		mg/kg	0.001			-	-	-	-	-	-	-	-	
Chloroethane		mg/kg	0.002			-	-	-	-	-	-	-	-	
Chloroform		mg/kg	0.001	2500		-	-	-	-	-	-	-	-	
Chloromethane		mg/kg	0.003			-	-	-	-	-	-	-	-	
cis-1,2-dichloroethene		mg/kg	0.005			-	-	-	-	-	-	-	-	
Dibromomethane		mg/kg	0.001			-	-	-	-	-	-	-	-	
Dichlorodifluoromethane		mg/kg	0.001			-	-	-	-	-	-	-	-	
Dichloromethane		mg/kg	0.01			-	-	-	-	-	-	-	-	
Isopropylbenzene		mg/kg	0.001			-	-	-	-	-	-	-	-	
m-butylbenzene		mg/kg	0.001			-	-	-	-	-	-	-	-	
n-propylbenzene		mg/kg	0.001			-	-	-	-	-	-	-	-	
p-isocrotyltoluene		mg/kg	0.001			-	-	-	-	-	-	-	-	
sec-butylbenzene		mg/kg	0.001			-	-	-	-	-	-	-	-	
Trichloroethene		mg/kg	0.001	120		-	-	-	-	-	-	-	-	
tert-butylbenzene		mg/kg	0.001			-	-	-	-	-	-	-	-	
Tetrachloroethene		mg/kg	0.003	1400		-	-	-	-	-	-	-	-	
trans-1,2-dichloroethene		mg/kg	0.001			-	-	-	-	-	-	-	-	
Trichlorofluoromethane	mg/kg	0.001			-	-	-	-	-	-	-	-		
Vinyl chloride	mg/kg	0.001	3.5		-	-	-	-	-	-	-	-		
tert-Amyl methyl ether	mg/kg	0.01			-	-	-	-	-	-	-	-		
VOC/SVOC	1,2,3-trichlorobenzene	mg/kg	0.001			-	-	-	-	-	-	-	-	
	1,2,4-trichlorobenzene	mg/kg	0.003			-	-	-	-	-	-	-	-	
	1,2-dichlorobenzene	mg/kg	0.001			-	-	-	-	-	-	-	-	
	1,3,5-Trichlorobenzene	mg/kg	0.001			-	-	-	-	-	-	-	-	
	1,3-dichlorobenzene	mg/kg	0.001			-	-	-	-	-	-	-	-	
	1,4-dichlorobenzene	mg/kg	0.001			-	-	-	-	-	-	-	-	
	Chlorobenzene	mg/kg	0.001	11000		-	-	-	-	-	-	-	-	
Hexachlorobutadiene	mg/kg	0.002	25		-	-	-	-	-	-	-	-		



		Field ID	OH70722-X-0.05-ES-191023	OH70722-X-0.50-ES-191023	OH70722-X-1.20-ES-191023	OH70722-X-1.90-ES-191024	OH70722-X-2.90-ES-191024	OH70722-X-22.60-ES-191030	OH70722-X-22.60-ES-191030	OH70722-X-27.50-ES-191031	OH70722-X-3.90-ES-191024	
		Location Code	OH70722	OH70722	OH70722	OH70722	OH70722	OH70722	OH70722	OH70722	OH70722	
		Sample Depth Range	0.05	0.5	1.2	1.9	2.9	22.6	22.6	27.5	3.9	
		Sample Date Time	23/10/2019	23/10/2019	23/10/2019	24/10/2019	24/10/2019	30/10/2019	30/10/2019	31/10/2019	24/10/2019	
		Matrix Description	LQM S4UL Public Open Space (POS) Residential - 1% SOM									
		C4SL Public Open Space (POS) Residential										
Chem Group	ChemName	output unit	EQL									
SVOC	Benzyl alcohol	mg/kg	0.5	-	-	-	-	-	-	-	-	
	Diphenyl ether	mg/kg	0.1	-	-	-	-	-	-	-	-	
	4-bromophenyl phenyl ether	mg/kg	0.1	-	-	-	-	-	-	-	-	
	4-nitroaniline	mg/kg	0.1	-	-	-	-	-	-	-	-	
	4-nitrophenol	mg/kg	0.1	-	-	-	-	-	-	-	-	
	1,1-Biohexyl	mg/kg	0.1	-	-	-	-	-	-	-	-	
	1,2,3,4-tetrachlorobenzene	mg/kg	0.001	830	-	-	-	-	-	-	-	
	1-Methylnaphthalene	mg/kg	0.1	-	-	-	-	-	-	-	-	
	2,4,5-trichlorophenol	mg/kg	0.1	-	-	-	-	-	-	-	-	
	2,4,6-trichlorophenol	mg/kg	0.1	-	-	-	-	-	-	-	-	
	2,4-dichlorophenol	mg/kg	0.1	-	-	-	-	-	-	-	-	
	2,4-dimethylphenol	mg/kg	0.1	-	-	-	-	-	-	-	-	
	2,4-dinitrophenol	mg/kg	0.5	-	-	-	-	-	-	-	-	
	2,4-dinitrotoluene	mg/kg	0.1	-	-	-	-	-	-	-	-	
	2,6-dinitrotoluene	mg/kg	0.1	-	-	-	-	-	-	-	-	
	2-chloronaphthalene	mg/kg	0.1	-	-	-	-	-	-	-	-	
	2-chlorophenol	mg/kg	0.1	-	-	-	-	-	-	-	-	
	2-methylnaphthalene	mg/kg	0.1	-	-	-	-	-	-	-	-	
	2-methylphenol	mg/kg	0.1	-	-	-	-	-	-	-	-	
	2-nitroaniline	mg/kg	0.1	-	-	-	-	-	-	-	-	
	2-nitrophenol	mg/kg	0.1	-	-	-	-	-	-	-	-	
	3-nitroaniline	mg/kg	0.1	-	-	-	-	-	-	-	-	
	4,6-Dinitro-2-methylphenol	mg/kg	0.2	-	-	-	-	-	-	-	-	
	4-chloro-3-methylphenol	mg/kg	0.1	-	-	-	-	-	-	-	-	
	4-chloroaniline	mg/kg	0.1	-	-	-	-	-	-	-	-	
	4-chlorophenol	mg/kg	0.5	620	-	-	-	-	-	-	-	
	4-chlorophenyl phenyl ether	mg/kg	0.1	-	-	-	-	-	-	-	-	
	4-methylphenol	mg/kg	0.1	-	-	-	-	-	-	-	-	
	Azobenzene	mg/kg	0.1	-	-	-	-	-	-	-	-	
	Benzoic Acid	mg/kg	0.5	-	-	-	-	-	-	-	-	
	Bis(2-chlorophenyl) methane	mg/kg	0.1	-	-	-	-	-	-	-	-	
	Bis(2-chloroethyl) ether	mg/kg	0.1	-	-	-	-	-	-	-	-	
	Bis(2-chloroisopropyl) ether	mg/kg	0.1	-	-	-	-	-	-	-	-	
	Bis(2-ethylhexyl) phthalate	mg/kg	0.1	-	-	-	-	-	-	-	-	
	Butyl benzyl phthalate	mg/kg	0.1	-	-	-	-	-	-	-	-	
	Cabazole	mg/kg	0.1	-	-	-	-	-	-	-	-	
	Dibenzofuran	mg/kg	0.1	-	-	-	-	-	-	-	-	
	Diethylphthalate	mg/kg	0.1	-	-	-	-	-	-	-	-	
	Dimethyl phthalate	mg/kg	0.1	-	-	-	-	-	-	-	-	
	Di-n-butyl phthalate	mg/kg	0.1	-	-	-	-	-	-	-	-	
	Di-n-octyl phthalate	mg/kg	0.1	-	-	-	-	-	-	-	-	
	Hexachlorobenzene	mg/kg	0.002	16	-	-	-	-	-	-	-	
	Hexachlorocyclopentadiene	mg/kg	0.1	-	-	-	-	-	-	-	-	
	Hexachloroethane	mg/kg	0.1	-	-	-	-	-	-	-	-	
	Isophorone	mg/kg	0.1	-	-	-	-	-	-	-	-	
	Nitrobenzene	mg/kg	0.1	-	-	-	-	-	-	-	-	
	N-nitrosodipropylamine	mg/kg	0.1	-	-	-	-	-	-	-	-	
	n-Nitrosodiphenylamine	mg/kg	0.1	-	-	-	-	-	-	-	-	
	Pentachlorobenzene	mg/kg	0.001	100	-	-	-	-	-	-	-	
	Pentachloronitrobenzene	mg/kg	0.05	-	-	-	-	-	-	-	-	
Pentachlorophenol	mg/kg	0.1	60	-	-	-	-	-	-	-		
PCB	PCB-110	mg/kg	-	-	-	-	-	-	-	-	-	
	PCB-128	mg/kg	-	-	-	-	-	-	-	-	-	
	PCB-141	mg/kg	-	-	-	-	-	-	-	-	-	
	PCB-149	mg/kg	-	-	-	-	-	-	-	-	-	
	PCB-151	mg/kg	-	-	-	-	-	-	-	-	-	
	PCB-158	mg/kg	-	-	-	-	-	-	-	-	-	
	PCB-170	mg/kg	-	-	-	-	-	-	-	-	-	
	PCB-18	mg/kg	-	-	-	-	-	-	-	-	-	
	PCB-183	mg/kg	-	-	-	-	-	-	-	-	-	
	PCB-187	mg/kg	-	-	-	-	-	-	-	-	-	
	PCB-194	mg/kg	-	-	-	-	-	-	-	-	-	
	PCB-31	mg/kg	-	-	-	-	-	-	-	-	-	
	PCB-44	mg/kg	-	-	-	-	-	-	-	-	-	
	PCB-49	mg/kg	-	-	-	-	-	-	-	-	-	
	2,2,4-tetrachloro-1,1-Biphenyl	mg/kg	-	-	-	-	-	-	-	-	-	
	2,3,4,4-tetrachloro-1,1-Biphenyl	mg/kg	-	-	-	-	-	-	-	-	-	
	Heptachlorobiphenyl, 2,3,3,4,4,5,5- (PCB 189)	mg/kg	0.003	-	-	-	-	-	-	-	-	
	Hexachlorobiphenyl, 2,3,3,4,4,5- (PCB 156)	mg/kg	0.003	-	-	-	-	-	-	-	-	
	Hexachlorobiphenyl, 2,3,3,4,4,5- (PCB 157)	mg/kg	0.003	-	-	-	-	-	-	-	-	
	Hexachlorobiphenyl, 2,3,4,4,5,5- (PCB 167)	mg/kg	0.003	-	-	-	-	-	-	-	-	
	Hexachlorobiphenyl, 3,3,4,4,5,5- (PCB 169)	mg/kg	0.003	-	-	-	-	-	-	-	-	
	PCB 101	mg/kg	0.003	-	-	-	-	-	-	-	-	
	PCB 118	mg/kg	0.003	-	-	-	-	-	-	-	-	
	PCB 138	mg/kg	0.003	-	-	-	-	-	-	-	-	
	PCB 153	mg/kg	0.003	-	-	-	-	-	-	-	-	
	PCB 180	mg/kg	0.003	-	-	-	-	-	-	-	-	
	PCB 28	mg/kg	0.003	-	-	-	-	-	-	-	-	
	PCB 52	mg/kg	0.003	-	-	-	-	-	-	-	-	
Pentachlorobiphenyl, 2,3,3,4,4- (PCB 105)	mg/kg	0.003	-	-	-	-	-	-	-	-		
Pentachlorobiphenyl, 2,3,3,4,4,5- (PCB 114)	mg/kg	0.003	-	-	-	-	-	-	-	-		
Pentachlorobiphenyl, 2,3,3,4,4,5- (PCB 123)	mg/kg	0.003	-	-	-	-	-	-	-	-		
Pentachlorobiphenyl, 3,3,4,4,5- (PCB 126)	mg/kg	0.003	-	-	-	-	-	-	-	-		
Tetrachlorobiphenyl, 3,3,4,4- (PCB 77)	mg/kg	0.003	-	-	-	-	-	-	-	-		
Tetrachlorobiphenyl, 3,4,4,5- (PCB 81)	mg/kg	0.003	-	-	-	-	-	-	-	-		
Total PCB 7 congeners	mg/kg	0.021	-	-	-	-	-	-	-	-		
Total PCB WHO 12	mg/kg	0.036	-	-	-	-	-	-	-	-		

		Field ID	OH7022-X-0.05-ES-191023	OH7022-X-0.50-ES-191023	OH7022-X-1.20-ES-191023	OH7022-X-1.90-ES-191024	OH7022-X-2.90-ES-191024	OH7022-X-22.60-ES-191030	OH7022-X-22.60-ES-191030	OH7022-X-27.50-ES-191031	OH7022-X-3.90-ES-191024
		Location Code	OH7022	OH7022	OH7022	OH7022	OH7022	OH7022	OH7022	OH7022	OH7022
		Sample Depth Range	0.05	0.5	1.2	1.9	2.9	22.6	22.6	27.5	3.9
		Sample Date	23/10/2019	23/10/2019	23/10/2019	24/10/2019	24/10/2019	30/10/2019	30/10/2019	31/10/2019	24/10/2019
		Matrix Description	LQM S4UL Public Open Space (POS) Residential - 1% SOM								
		C4SL Public Open Space (POS) Residential									
Chem Group	ChemName	output unit	EQ1								
Phenolics	Xenonols	mg/kg	0.015	-	-	-	-	-	-	-	-
	Phenol Index	mg/kg	0.5	<0.5	<0.5	<0.5	<0.5	<0.5	<0.5	<0.5	<0.5
	3-84-methylphenol	mg/kg	0.1	-	-	-	-	-	-	-	-
	Cresol Total	mg/kg	0.01	-	-	-	-	-	-	-	-
	Phenol	mg/kg	0.01	-	-	-	-	-	-	-	-
Organofins	Phenols Monochydric	mg/kg	0.035	-	-	-	-	-	-	-	-
	Dibutyltin	mg/kg	-	-	-	-	-	-	-	-	-
	Monophenyltin	mg/kg	-	-	-	-	-	-	-	-	-
	Diphenyltin	mg/kg	-	-	-	-	-	-	-	-	-
	Monobutyltin	mg/kg	-	-	-	-	-	-	-	-	-
	Tetrabutyltin	mg/kg	-	-	-	-	-	-	-	-	-
	Tributyltin	mg/kg	0.001	-	-	-	-	-	-	-	-
	Triphenyltin	mg/kg	-	-	-	-	-	-	-	-	-
Pesticides	Etrimefos	mg/kg	0.002	-	-	-	-	-	-	-	-
	Hepatachlor epoxide	mg/kg	0.002	-	-	-	-	-	-	-	-
	Methachlorpos	mg/kg	0.002	-	-	-	-	-	-	-	-
	Propetamphos	mg/kg	0.002	-	-	-	-	-	-	-	-
	Simetrvn	mg/kg	0.05	-	-	-	-	-	-	-	-
	Sodium Acifluorfen	mg/kg	-	-	-	-	-	-	-	-	-
	Tetrazasene	mg/kg	0.003	-	-	-	-	-	-	-	-
	2,4,5-TP (Silvex)	mg/kg	-	-	-	-	-	-	-	-	-
	Hedonal	mg/kg	-	-	-	-	-	-	-	-	-
	2,4-DDT	mg/kg	0.003	-	-	-	-	-	-	-	-
	2,4-Dichlorosop	mg/kg	-	-	-	-	-	-	-	-	-
	4-(2,4-Dichlorophenoxy)butyric Acid (2,4-DB)	mg/kg	-	-	-	-	-	-	-	-	-
	4,4-DDE	mg/kg	0.005	-	-	-	-	-	-	-	-
	4-Chlorophenoxy acetic acid	mg/kg	-	-	-	-	-	-	-	-	-
	a-BHC	mg/kg	0.002	24	-	-	-	-	-	-	-
	Aldrin	mg/kg	0.002	18	-	-	-	-	-	-	-
	Ametrvn	mg/kg	0.05	-	-	-	-	-	-	-	-
	Actrl (Ioxvnil)	mg/kg	-	-	-	-	-	-	-	-	-
	Atraton	mg/kg	0.05	-	-	-	-	-	-	-	-
	Atrazine	mg/kg	0.05	1200	-	-	-	-	-	-	-
	Azinophos methyl	mg/kg	0.005	-	-	-	-	-	-	-	-
	b-BHC	mg/kg	0.002	8.1	-	-	-	-	-	-	-
	Bentazone	mg/kg	0.1	-	-	-	-	-	-	-	-
	Bromoxvnil	mg/kg	-	-	-	-	-	-	-	-	-
	Carbochenothion	mg/kg	0.003	-	-	-	-	-	-	-	-
	chlordan	mg/kg	0.002	-	-	-	-	-	-	-	-
	Chlordane (cis)	mg/kg	0.002	-	-	-	-	-	-	-	-
	Azinphos Ethyl	mg/kg	0.005	-	-	-	-	-	-	-	-
	Chlordane (trans)	mg/kg	0.05	-	-	-	-	-	-	-	-
	Chlorfenvinphos	mg/kg	0.003	-	-	-	-	-	-	-	-
	Chlorotoluron	mg/kg	-	-	-	-	-	-	-	-	-
	Chlorovrifos	mg/kg	0.002	-	-	-	-	-	-	-	-
	Chlorpyrifos-methyl	mg/kg	0.002	-	-	-	-	-	-	-	-
	Cyanazine	mg/kg	-	-	-	-	-	-	-	-	-
	d-BHC	mg/kg	0.002	-	-	-	-	-	-	-	-
	DDD	mg/kg	0.005	-	-	-	-	-	-	-	-
	DDT	mg/kg	0.005	-	-	-	-	-	-	-	-
	Chlorothalonil	mg/kg	0.002	-	-	-	-	-	-	-	-
	Diazinon	mg/kg	0.001	-	-	-	-	-	-	-	-
	Dicamba	mg/kg	-	-	-	-	-	-	-	-	-
	Dichlobenil	mg/kg	0.001	-	-	-	-	-	-	-	-
	cis-Permethrin	mg/kg	0.003	-	-	-	-	-	-	-	-
	Dichlorvos	mg/kg	0.002	16	-	-	-	-	-	-	-
	Diclofop	mg/kg	-	-	-	-	-	-	-	-	-
	Dieldrin	mg/kg	0.005	18	-	-	-	-	-	-	-
Dimethoate	mg/kg	0.003	-	-	-	-	-	-	-	-	
Dinoseb	mg/kg	-	-	-	-	-	-	-	-	-	
Diuron	mg/kg	-	-	-	-	-	-	-	-	-	
Endosulfan I	mg/kg	0.001	1200	-	-	-	-	-	-	-	
Endosulfan II	mg/kg	0.01	-	-	-	-	-	-	-	-	
Endosulfan sulphate	mg/kg	0.005	-	-	-	-	-	-	-	-	
Endrin	mg/kg	0.003	-	-	-	-	-	-	-	-	
Endrin ketone	mg/kg	0.03	-	-	-	-	-	-	-	-	
Ethion	mg/kg	0.003	-	-	-	-	-	-	-	-	
Fenitrothion	mg/kg	0.005	-	-	-	-	-	-	-	-	
Fenthion	mg/kg	0.01	-	-	-	-	-	-	-	-	
Fluroxvvr	mg/kg	0.1	-	-	-	-	-	-	-	-	

		Field ID	OH70722-X-0.05-ES-191023	OH70722-X-0.50-ES-191023	OH70722-X-1.20-ES-191023	OH70722-X-1.90-ES-191024	OH70722-X-2.90-ES-191024	OH70722-X-22.60-ES-191030	OH70722-X-22.60-ES-191030	OH70722-X-27.50-ES-191031	OH70722-X-3.90-ES-191024	
		Location Code	OH70722	OH70722	OH70722	OH70722	OH70722	OH70722	OH70722	OH70722	OH70722	
		Sample Depth Range	0.05	0.5	1.2	1.9	2.9	22.6	22.6	27.5	3.9	
		Sample Date	23/10/2019	23/10/2019	23/10/2019	24/10/2019	24/10/2019	30/10/2019	30/10/2019	31/10/2019	24/10/2019	
		Matrix Description	LQM S4UL Public Open Space (POS) Residential - 1% SOM									
		C4SL Public Open Space (POS) Residential										
Chem Group	ChemName	output unit	EQL									
	g-BHC (Lindane)	mg/kg	0.001	-	-	-	-	-	-	-	-	
	Heptachlor	mg/kg	0.003	-	-	-	-	-	-	-	-	
	Isodrin	mg/kg	0.002	-	-	-	-	-	-	-	-	
	Isoproturon	mg/kg	-	-	-	-	-	-	-	-	-	
	Linuron	mg/kg	-	-	-	-	-	-	-	-	-	
	Malathion	mg/kg	0.002	-	-	-	-	-	-	-	-	
	2-Methyl-4-chlorobenzoic acid	mg/kg	-	-	-	-	-	-	-	-	-	
	2-Methyl-4-Chlorophenoxy Butanoic Acid	mg/kg	-	-	-	-	-	-	-	-	-	
	Mecoprop	mg/kg	-	-	-	-	-	-	-	-	-	
	Methoxychlor	mg/kg	0.005	-	-	-	-	-	-	-	-	
	Methyl parathion	mg/kg	0.01	-	-	-	-	-	-	-	-	
	Mevinphos (Phosdrin)	mg/kg	0.002	-	-	-	-	-	-	-	-	
	o,p-DDD	mg/kg	0.005	-	-	-	-	-	-	-	-	
	o,p'-DDE	mg/kg	0.002	-	-	-	-	-	-	-	-	
	o,p'-Methoxychlor	mg/kg	0.05	-	-	-	-	-	-	-	-	
	Parathion	mg/kg	0.005	-	-	-	-	-	-	-	-	
	Pendimethalin	mg/kg	0.01	-	-	-	-	-	-	-	-	
	Permethrin	mg/kg	0.05	-	-	-	-	-	-	-	-	
	Permethrin II	mg/kg	0.003	-	-	-	-	-	-	-	-	
	Phorate	mg/kg	0.01	-	-	-	-	-	-	-	-	
	Priniphos-methyl	mg/kg	0.002	-	-	-	-	-	-	-	-	
	Priniphos-ethyl	mg/kg	0.002	-	-	-	-	-	-	-	-	
	Prometon	mg/kg	0.05	-	-	-	-	-	-	-	-	
	Prometryn	mg/kg	0.05	-	-	-	-	-	-	-	-	
	Pronamide	mg/kg	0.002	-	-	-	-	-	-	-	-	
	Propazine	mg/kg	0.05	-	-	-	-	-	-	-	-	
	Propiconazole	mg/kg	-	-	-	-	-	-	-	-	-	
	Propoxycarbazono-sodium	mg/kg	-	-	-	-	-	-	-	-	-	
	Simazine	mg/kg	0.05	-	-	-	-	-	-	-	-	
	Terbutryn	mg/kg	0.05	-	-	-	-	-	-	-	-	
	Terbutylazine	mg/kg	0.05	-	-	-	-	-	-	-	-	
	Phoxalone	mg/kg	0.005	-	-	-	-	-	-	-	-	
	Phosphamidon	mg/kg	0.005	-	-	-	-	-	-	-	-	
	Triadimefon	mg/kg	0.002	-	-	-	-	-	-	-	-	
	Triallate	mg/kg	0.002	-	-	-	-	-	-	-	-	
	Triclopyr	mg/kg	0.1	-	-	-	-	-	-	-	-	
	Tricosan	mg/kg	-	-	-	-	-	-	-	-	-	
	Trifluralin	mg/kg	0.01	-	-	-	-	-	-	-	-	
	Tebuconazole	mg/kg	-	-	-	-	-	-	-	-	-	
	Telodrin	mg/kg	0.05	-	-	-	-	-	-	-	-	
	Triazophos	mg/kg	0.003	-	-	-	-	-	-	-	-	
SVOC TIC	SVOC TICs - Detect	Detect	-	-	-	-	-	-	-	-	-	
	Anthraquinone 9,10-	mg/kg	-	-	-	-	-	-	-	-	-	
	SVOC Tentatively Identified Compounds	mg/kg	0.1	-	-	-	-	-	-	-	-	
	Aniline	mg/kg	0.3	-	-	-	-	-	-	-	-	
VOC TIC	VOC TICs - Detect	Detect	-	-	-	-	-	-	-	-	-	
	VOC Tentatively Identified Compounds	mg/kg	0.05	-	-	-	-	-	-	-	-	
	Freon 113	mg/kg	0.005	-	-	-	-	-	-	-	-	
Other	Temperature	°C	-	-	-	-	-	-	-	-	-	
	Conductivity @ 20°C	µS/cm	14	-	-	-	-	-	-	-	-	
	% Stones <4mm	%	0	0	0	0	0	59.8	0	0	0	
	Fraction of non-crushable material	%	0	0	0	0	0	0	0	0	0	
	Moisture Content (dried @35°C)	%	-	-	-	-	-	-	-	-	-	
	Moisture Content 105°C	%	0.1	17.2	14.9	14	21.7	20	18	20.1	19.4	
	pH (Lab)	Units	1	10	10.3	10.5	11.1	10.6	8.1	8.9	10.2	
	Stone Content	%	0.1	9	7.9	20	11.1	9.3	4.3	10.5	0	
	Total Organic Carbon	%	0.02	1.17	1.48	0.9	1.07	1.41	0.22	0.26	0.42	

**Env Stds Comments**  
 #1:GAC is only presented as speciated chromium. 7.7mg/kg is used for hexavalent. If hexavalent chromium (CVI) data is available, a value of 1,500mg/kg r  
 #2:C4SL for lead adopted  
 #3:GAC only presented as speciated mercury. 16mg/kg is used for elemental mercury. If the CSM indicates that elemental mercury is not a CoC and mercury  
 #4:Updated S4UL for nickel  
 #5:S4UL exceeds solubility saturation limit  
 #6:Criteria derived for Al<sup>3</sup>-C16-C35 split between Al<sup>3</sup>-C16-21 & Al<sup>3</sup>-C21-35. Requires summation of fractions to use Al<sup>3</sup>-C16-C35 criteria.  
 #7:Criteria presented is for p-xylene. A separate value is presented for o-xylene.  
 #8:S4UL based on a threshold protective of direct skin contact with phenol

Legend	
38.2	Results exceeds GAC.
<50	Results MDL is greater than GAC.
NAD	No asbestos detected.
-	Determinand has not been tested for.

**Notes**  
 A range is given where a determinand has been analysed for by more than one method.

		Field ID	OH70722-X-32-30-ES-191111	OH70722-X-4-70-ES-191024	OH70722-X-43-41-ES-191111	OH70722-X-5-70-ES-191024	OH70722-X-6-70-ES-191024	OH70722-X-7-50-ES-191025	OH70722-X-0-05-ES-191031	OH70722-X-0-50-ES-191031	OH70722-X-2-00-ES-191105	
		Location Code	OH70722	OH70722	OH70722	OH70722	OH70722	OH70722	OH70722	OH70722	OH70722	
		Sample Depth Range	32.3	4.7	43.41	5.7	6.7	7.5	0.05	0.5	2	
		Matrix Description	11/11/2019	24/10/2019	11/11/2019	24/10/2019	24/10/2019	25/10/2019	31/10/2019	31/10/2019	05/11/2019	
		C4S4L Public Open Space (POS) Residential	LOM S4UL Public Open Space (POS) Residential - 1% SOM									
Chem Group	ChemName	output unit	EQ1									
Anthrax	Detection of Anthrax (Bacillus Anthracis)		-	-	-	-	-	-	-	-	-	
Metals	Antimony	mg/kg	0.1	-	9.9	-	172.4	4.2	0.5	0.7	2.9	
	Arsenic	mg/kg	0.3	79	24.3	0.5	27.1	8.6	15.1	11	11.4	
	Boron	mg/kg	0.5	21000	8.1	<0.5	19.3	17.7	8.8	2.5	1.9	
	Cadmium	mg/kg	0.02	220	120	0.14	1.11	0.19	8.93	0.96	0.3	
	Chromium (hexavalent)	mg/kg	0.1	21	7.7	<0.1	<0.1	<0.1	<0.1	<0.1	<0.1	
	Chromium	mg/kg	0.5	21	1.2	38.4	1.2	46.6	38.1	33.1	14.8	
	Cobalt	mg/kg	0.1	-	-	-	-	-	-	-	-	
	Copper	mg/kg	0.5	12000	2.6	740.2	2.6	365.2	40.5	16.1	397.3	
	Lead	mg/kg	0.5	630	1.1	3040	1.6	1120	101.8	29.1	186.7	
	Mercury	mg/kg	0.1	-	0.78	<0.1	7	1	0.35	<0.1	0.47	
	Molybdenum	mg/kg	0.1	-	5.1	-	7	1	0.9	0.9	1.2	
	Nickel	mg/kg	0.2	-	2.7	5.7	5.1	70.1	31	25.1	17.9	
	Selenium	mg/kg	0.5	1100	0.6	54.8	0.9	2.1	1.1	0.9	<0.5	
	Vanadium	mg/kg	0.2	2000	1.9	868.5	34.8	50.6	59.4	41.8	25.7	
	Zinc	mg/kg	1.9	81000	13.7	868.5	20.2	1028	211.2	83.1	154.8	
Asbestos	Anthophyllite	Detect	-	-	-	-	-	-	-	-	-	
	Asbestos Containing Material	Detect	-	-	-	-	-	-	-	-	-	
	Asbestos Analysis Comments	-	-	-	-	-	-	-	-	-	-	
	Asbestos PCOM Quantification	%	0.001	-	-	-	-	-	-	-	-	
	Asbestos Quantification Total	%	0.001	-	-	-	-	-	-	-	-	
	Asbestos: Actinolite	Detect	-	-	-	-	-	-	-	-	-	
	Additional Asbestos Components (Using TM048)	Comment	-	-	-	-	-	-	-	-	-	
	Crocidolite Asbestos	Detect	-	-	-	-	-	-	-	-	-	
	Asbestos Gravimetric Quantification	%	0.001	-	-	-	-	-	-	-	-	
	Asbestos ID (Stage 1)	Detect	-	NAD	NAD	NAD	NAD	NAD	NAD	NAD	NAD	
	Chrysotile Asbestos	Detect	-	-	-	-	-	-	-	-	-	
	Amosite Asbestos	Detect	-	-	-	-	-	-	-	-	-	
	Non-Asbestos Fibre	Detect	-	-	-	-	-	-	-	-	-	
	Tremolite	Detect	-	-	-	-	-	-	-	-	-	
Inorganics	Ammoniacal Nitrogen as N	mg/kg	12	-	-	-	-	-	-	-	-	
	Cyanide (Free)	mg/kg	0.5	<0.5	<0.5	<0.5	<0.5	<0.5	<0.5	<0.5	<0.5	
	Cyanide Total	mg/kg	0.5	<0.5	1.2	<0.5	2.8	<0.5	<0.5	<0.5	<0.5	
	Cyanides-complex	mg/kg	1	-	-	-	-	-	-	-	-	
	Phosphates	mg/kg	4	-	-	351	-	-	-	-	-	
PAH	Coronene	mg/kg	0.3	-	-	<0.3	-	-	-	-	-	
	Naphthalene	mg/kg	0.005	4900	0.16	<0.08	<0.005 - 0.09	<0.08	<0.08	<0.08	0.29	
	Acenaphthene	mg/kg	0.008	15000	0.17	<0.08	<0.08	<0.08	<0.08	<0.08	0.25	
	Acenaphthylene	mg/kg	0.012	15000	<0.08	<0.08	<0.08	<0.08	<0.08	<0.08	<0.08	
	Fluoranthene	mg/kg	0.017	3100	<0.08	2.23	<0.08	<0.2 - 1.23	0.13	<0.08	2.89	
	Anthracene	mg/kg	0.016	74000	<0.08	0.44	<0.08	<0.1 - 0.17	<0.08	<0.08	0.65	
	Phenanthrene	mg/kg	0.015	3100	<0.08	1.31	<0.08	<0.1 - 0.3	0.1	<0.08	2.34	
	Fluorene	mg/kg	0.01	9900	<0.08	0.13	<0.08	<0.08	<0.08	<0.08	0.25	
	Chrysene	mg/kg	0.01	57	<0.08	1.08	<0.08	0.129 - 0.69	<0.08	<0.08	1.34	
	Pyrene	mg/kg	0.015	7400	<0.08	1.92	<0.08	<0.2 - 1.05	0.1	<0.08	2.39	
	Benzo[a]anthracene	mg/kg	0.014	29	<0.08	1.01	<0.08	<0.2 - 0.83	0.09	<0.08	1.41	
	Benzo[b]fluoranthene	mg/kg	0.015	7.1	<0.08	1.23	<0.08	0.345 - 0.95	0.09	<0.08	1.7	
	Benzo[k]fluoranthene	mg/kg	0.014	190	<0.08	0.49	<0.08	<0.2 - 0.37	<0.08	<0.08	0.61	
	Benzo[a]pyrene	mg/kg	0.015	5.7	<0.08	1.07	<0.08	0.232 - 0.74	<0.08	<0.08	1.26	
	Dibenz[a,h]anthracene	mg/kg	0.023	0.57	<0.08	0.14	<0.08	<0.5 - 0.12	<0.08	<0.08	0.18	
	Benzo[ghi]perylene	mg/kg	0.024	640	<0.08	0.57	<0.08	<0.5 - 0.47	<0.08	<0.08	0.67	
	Indeno[1,2,3-c,d]pyrene	mg/kg	0.018	82	<0.08	0.63	<0.08	<0.5 - 0.51	<0.08	<0.08	0.81	
	PAH 16 Total	mg/kg	0.118	-	<1.28	<12.7	<1.28	<7.57	<1.35	<1.28	<17.1	
TPH CWG	>C6-C8 Aliphatics	mg/kg	0.01	-	<0.2	<0.2	<0.2	<0.2	<0.2	<0.2	<0.2	
	>C6-C7 Aliphatics	mg/kg	0.2	600000	<0.2	<0.2	<0.2	<0.2	<0.2	<0.2	<0.2	
	>C6-C8 Aliphatics	mg/kg	0.1	600000	<0.2	<0.2	<0.2	<0.2	<0.2	<0.2	<0.2	
	>C10-C44 Aliphatics	mg/kg	5	-	-	-	-	-	-	-	-	
	>C7-C8 Aliphatics	mg/kg	0.2	-	<0.2	<0.2	<0.2	<0.2	<0.2	<0.2	<0.2	
	>C10-C44 Aliphatics/Aromatics	mg/kg	10	-	-	-	-	-	-	-	-	
	>C8-C10 Aliphatics	mg/kg	0.01	13000	<0.2	<0.2	<0.2	<0.2	<0.2	<0.2	<0.2	
	>C10-C12 Aliphatics	mg/kg	0.01	13000	<0.2	<0.2	<0.2	<0.2	<0.2	<0.2	<0.2	
	>C12-C16 Aliphatics	mg/kg	0.1	13000	<0.2	<0.2	<0.2	<0.2	<0.2	<0.2	<0.2	
	>C16-C21 Aliphatics	mg/kg	0.1	125000 <sup>RM</sup>	<0.2	55	<0.2	<0.2	<0.2	<0.2	5.98	
	>C21-C35 Aliphatics	mg/kg	0.1	125000 <sup>RM</sup>	<0.2	24.4	<0.2	279	17.7	<0.2	91	
	>C35-C44 Aliphatics	mg/kg	0.1	250000	<0.2	<0.2	<0.2	<0.2	<0.2	<0.2	<0.2	
	>C5-C10 Aliphatics	mg/kg	0.05	-	-	-	-	-	-	-	-	
	>C8-C40 Aliphatics	mg/kg	0.1	-	29.6	<0.2	379	21.8	<0.2	<0.2	133	
	Total Aliphatics >C12-C44	mg/kg	0.1	-	<0.2	<0.2	<0.2	<0.2	<0.2	<0.2	<0.2	
	>E5-E10 Aromatics	mg/kg	0.05	-	<0.01	<0.01	<0.01	<0.01	<0.01	<0.01	<0.01	
	>E5-E10 Aromatics	mg/kg	0.01	56000	<0.01	<0.01	<0.01	<0.01	<0.01	<0.01	<0.01	
	>E6-E7 Aromatics	mg/kg	0.01	-	-	-	-	-	-	-	-	
	>E6-E7 Aromatics	mg/kg	0.01	-	-	-	-	-	-	-	-	
	>E7-E8 Aromatics	mg/kg	0.01	56000	<0.01	<0.01	<0.01	<0.01	<0.01	<0.01	<0.01	
	>E8-E10 Aromatics	mg/kg	0.01	5000	<0.01	<0.01	<0.01	<0.01	4.01	<0.2	4.07	
	>E10-E12 Aromatics	mg/kg	0.01	5000	<0.01	<0.01	<0.01	<0.01	<0.01	<0.01	<0.01	
	>E8-E10 Aromatics	mg/kg	20	-	114	<0.01	323	84.7	31.7	57.4	41.6	
	>E10-E14 Aromatics	mg/kg	0.1	-	-	-	-	-	-	-	-	
	>E12-E16 Aromatics	mg/kg	0.1	5100	<0.01	8.35	<0.01	9.31	7.79	<0.01	5.61	
	>E16-E21 Aromatics	mg/kg	0.1	3800	<0.01	17.4	<0.01	37.1	13	<0.01	28.6	
	>E21-E35 Aromatics	mg/kg	0.1	3800	<0.01	73.8	<0.01	250	51.2	14.9	72.6	
	>E35-E44 Aromatics	mg/kg	0.1	3800	<0.01	<0.01	<0.01	<0.01	<0.01	<0.01	<0.01	
	>E40-E44 Aromatics	mg/kg	0.1	<0.01	<0.01	<0.01	<0.01	<0.01	<0.01	<0.01	<0.01	
	>E12-E44 Aromatics	mg/kg	0.1	<0.01	<0.01	<0.01	<0.01	<0.01	<0.01	<0.01	<0.01	
	TPH Aliphatics & Aromatics >C5-44	mg/kg	0.1	-	<0.01	<0.01	<0.01	<0.01	<0.01	<0.01	<0.01	

		Field ID	OH70722-X-32.30-ES-191111	OH70722-X-4.70-ES-191024	OH70722-X-43.41-ES-191111	OH70722-X-5.70-ES-191024	OH70722-X-6.70-ES-191024	OH70722-X-7.50-ES-191025	OH70722-X-0.05-ES-191031	OH70722-X-0.50-ES-191031	OH70722-X-2.00-ES-191035
		Location Code	OH70722	OH70722	OH70722	OH70722	OH70722	OH70722	OH70722	OH70722	OH70722
		Sample Depth Range	32.3	4.7	43.41	5.7	6.7	7.5	0.05	0.5	2
		Sample Date Time	11/11/2019	24/10/2019	11/11/2019	24/10/2019	24/10/2019	25/10/2019	31/10/2019	31/10/2019	05/11/2019
		Matrix Description									
		C4SL Public Open Space (POS) Residential									
		LQM S4UL Public Open Space (POS) Residential - 1% SOM									
Chem Group	ChemName	output unit	EQ1								
TPH	>C6-C8	mg/kg	0.02	-	<0.2	-	<0.2	<0.2	<0.2	<0.2	<0.2
	>C6-C7	mg/kg	0.02	-	<0.2	-	<0.2	<0.2	<0.2	<0.2	<0.2
	>C7-C8	mg/kg	0.02	-	<0.2	-	<0.2	<0.2	<0.2	<0.2	<0.2
	>C6-C9	mg/kg	0.2	-	<0.2	<0.2	<0.2	<0.2	<0.2	<0.2	<0.2
	>C8-C10	mg/kg	0.02	<0.2	<0.2	<0.2	<0.2	<0.2	<0.2	<0.2	<0.2
	>C10-C12	mg/kg	0.02	<0.2	<0.2	<0.2	<0.2	<0.2	<0.2	<0.2	<0.2
	>C12-C16	mg/kg	2	-	<0.2	-	-	-	-	-	-
	>C16-C21	mg/kg	2	2.26	-	3.1	-	-	-	-	-
	>C21-C28	mg/kg	35	-	-	-	-	-	-	-	-
	>C21-C35	mg/kg	4.38	12.1	-	6.34	-	-	-	-	-
	>C28-C35	mg/kg	35	-	-	-	-	-	-	-	-
	>C31-C40	mg/kg	10	-	-	<10	-	-	-	-	-
	>C35-C40	mg/kg	35	16	-	-	-	-	-	-	-
	GRO >C5-10	mg/kg	0.02	-	-	-	-	-	-	-	-
	TPH >C8-C40	mg/kg	10	<19.7	-	<12.1	-	-	-	-	-
	EPH >C5-40	mg/kg	35	-	-	-	-	-	-	-	-
	EPH >C10-40	mg/kg	35	-	-	-	-	-	-	-	-
	GRO	mg/kg	0.2	-	<0.2	-	<0.2	<0.2	<0.2	<0.2	<0.2
	GRO >C5-12	mg/kg	0.1	-	<0.2	-	<0.2	<0.2	<0.2	<0.2	<0.2
TPH by GC/ED (AR)	mg/kg	10	19.5	-	11.9	-	-	-	-	-	
BTEX and MTBE	Benzene	mg/kg	0.001	140	72	<0.01 - 0.001	<0.01	<0.001	<0.001	<0.001	<0.01 - 0.003
	Toluene	mg/kg	0.005	56000	<0.005	<0.005	<0.001	<0.005	<0.005	<0.005	<0.005
	Ethylbenzene	mg/kg	0.002	24000	<0.002	<0.002	<0.001	<0.001	<0.001	<0.001	<0.001
	Xylene (m & o)	mg/kg	0.004	41000	<0.004	<0.004	<0.004	<0.004	<0.004	<0.004	0.004
	Xylene (o)	mg/kg	0.002	41000	<0.002	<0.002	<0.002	<0.002	<0.002	<0.002	<0.002
	Xylene Total	mg/kg	0.02	41000	<0.02	<0.02	<0.02	<0.02	<0.02	<0.02	<0.02
	MTBE	mg/kg	0.001	-	-	-	<0.001	<0.001	<0.001	<0.001	<0.001
	Total BTEX	mg/kg	0.04	-	-	-	<0.04	<0.04	<0.04	<0.04	<0.04
VOC	Styrene	mg/kg	0.001	-	-	-	<0.001	-	-	-	-
	cis-1,3-dichloroethene	mg/kg	0.001	-	-	-	<0.001	-	-	-	-
	trans-1,3-dichloroethene	mg/kg	0.001	-	-	-	<0.001	-	-	-	-
	1,1,1,2-tetrachloroethane	mg/kg	0.001	1400	-	-	<0.001	-	-	-	-
	1,1,1-trichloroethane	mg/kg	0.001	140000	-	-	<0.001	-	-	-	-
	1,1,2,2-tetrachloroethane	mg/kg	0.001	1400	-	-	<0.001	-	-	-	-
	1,1,2-dichloroethane	mg/kg	0.001	-	-	-	<0.001	-	-	-	-
	1,1-dichloroethane	mg/kg	0.001	-	-	-	<0.001	-	-	-	-
	1,1-dichloroethene	mg/kg	0.001	-	-	-	<0.001	-	-	-	-
	1,1-dichloropropane	mg/kg	0.001	-	-	-	<0.001	-	-	-	-
	1,2-dichloropropane	mg/kg	0.001	-	-	-	<0.001	-	-	-	-
	1,2-dibromo-3-chloropropane	mg/kg	0.001	-	-	-	<0.001	-	-	-	-
	1,2-dibromoethane	mg/kg	0.001	-	-	-	<0.001	-	-	-	-
	1,2-dichloroethane	mg/kg	0.001	29	-	-	<0.001	-	-	-	-
	1,2-dichloroethene	mg/kg	0.001	-	-	-	<0.001	-	-	-	-
	1,3,5-trimethylbenzene	mg/kg	0.001	-	-	-	<0.001	-	-	-	-
	1,3-dichloropropane	mg/kg	0.001	-	-	-	<0.001	-	-	-	-
	2,2-dichloropropane	mg/kg	0.001	-	-	-	<0.001	-	-	-	-
	2-chlorotoluene	mg/kg	0.001	-	-	-	<0.001	-	-	-	-
	4-chlorotoluene	mg/kg	0.001	-	-	-	<0.001	-	-	-	-
	Bromobenzene	mg/kg	0.001	-	-	-	<0.001	-	-	-	-
	Bromochloromethane	mg/kg	0.001	-	-	-	<0.001	-	-	-	-
	Bromodichloromethane	mg/kg	0.001	-	-	-	<0.001	-	-	-	-
	Bromoform	mg/kg	0.001	-	-	-	<0.001	-	-	-	-
	Bromomethane	mg/kg	0.001	-	-	-	<0.001	-	-	-	-
	Carbon disulfide	mg/kg	0.007	11000	-	-	-	-	-	-	-
	Carbon tetrachloride	mg/kg	0.001	890	-	-	<0.001	-	-	-	-
	Chlorobromomethane	mg/kg	0.001	-	-	-	<0.001	-	-	-	-
	Chloroethane	mg/kg	0.002	-	-	-	<0.002	-	-	-	-
	Chloroform	mg/kg	0.001	2500	-	-	<0.001	-	-	-	-
	Chloromethane	mg/kg	0.003	-	-	-	<0.003	-	-	-	-
	cis-1,2-dichloroethane	mg/kg	0.005	-	-	-	<0.005	-	-	-	-
	Dibromomethane	mg/kg	0.001	-	-	-	<0.001	-	-	-	-
	Dichlorodifluoromethane	mg/kg	0.001	-	-	-	<0.001	-	-	-	-
	Dichloromethane	mg/kg	0.01	-	-	-	<0.01	-	-	-	-
Isopropylbenzene	mg/kg	0.001	-	-	-	<0.001	-	-	-	-	
m-butylbenzene	mg/kg	0.001	-	-	-	<0.001	-	-	-	-	
n-propylbenzene	mg/kg	0.001	-	-	-	<0.001	-	-	-	-	
p-isocrotyltoluene	mg/kg	0.001	-	-	-	<0.001	-	-	-	-	
sec-butylbenzene	mg/kg	0.001	-	-	-	<0.001	-	-	-	-	
Trichloroethene	mg/kg	0.001	120	-	-	<0.001	-	-	-	-	
tert-butylbenzene	mg/kg	0.001	-	-	-	<0.001	-	-	-	-	
Tetrachloroethane	mg/kg	0.003	1400	-	-	<0.003	-	-	-	-	
trans-1,2-dichloroethene	mg/kg	0.001	-	-	-	<0.001	-	-	-	-	
Trichlorofluoromethane	mg/kg	0.001	-	-	-	<0.001	-	-	-	-	
Vinyl chloride	mg/kg	0.001	3.5	-	-	<0.001	-	-	-	-	
tert-Amyl methyl ether	mg/kg	0.01	-	-	-	-	-	-	-	-	
VOC/SVOC	1,2,3-trichlorobenzene	mg/kg	0.001	1800	-	-	<0.001	-	-	-	-
	1,2,4-trichlorobenzene	mg/kg	0.003	15000	-	-	<0.003	-	-	-	-
	1,2-dichlorobenzene	mg/kg	0.001	90000	-	-	<0.001	-	-	-	-
	1,3,5-Trichlorobenzene	mg/kg	0.001	1700	-	-	<0.001	-	-	-	-
	1,3-dichlorobenzene	mg/kg	0.001	300	-	-	<0.001	-	-	-	-
	1,4-dichlorobenzene	mg/kg	0.001	17000	-	-	<0.001	-	-	-	-
	Chlorobenzene	mg/kg	0.001	11000	-	-	<0.001	-	-	-	-
	Hexachlorobutadiene	mg/kg	0.002	25	-	-	<0.002	-	-	-	-

		Field ID	OH7022-X-32.30-ES-191111	OH7022-X-4.70-ES-191024	OH7022-X-43.41-ES-191111	OH7022-X-5.70-ES-191024	OH7022-X-6.70-ES-191024	OH7022-X-7.50-ES-191025	OH7022-X-0.05-ES-191031	OH7022-X-0.50-ES-191031	OH7022-X-2.00-ES-191105
		Location Code	OH7022	OH7022	OH7022	OH7022	OH7022	OH7022	OH7022	OH7022	OH7022
		Sample Depth Range	32.3	4.7	43.41	5.7	6.7	7.5	0.05	0.5	2
		Sample Date	11/11/2019	24/10/2019	11/11/2019	24/10/2019	24/10/2019	25/10/2019	31/10/2019	31/10/2019	05/11/2019
		Matrix Description	LQM S4UL Public Open Space (POS) Residential - 1% SOM								
		C4SL Public Open Space (POS) Residential									
Chem Group	ChemName	output unit	EQL								
SVOC	Benzyl alcohol	mg/kg	0.5	-	-	-	-	<0.5	-	-	-
	Diphenyl ether	mg/kg	0.1	-	-	-	-	<0.1	-	-	-
	4-bromophenyl phenyl ether	mg/kg	0.1	-	-	-	-	<0.1	-	-	-
	4-nitroaniline	mg/kg	0.1	-	-	-	-	<0.6	-	-	-
	4-nitrophenol	mg/kg	0.1	-	-	-	-	<0.5	-	-	-
	1,1-Biohenvl	mg/kg	0.1	-	-	-	-	<0.1	-	-	-
	1,2,3,4-tetrachlorobenzene	mg/kg	0.001	830	-	-	-	-	-	-	-
	1-Methylnaphthalene	mg/kg	0.1	-	-	-	-	<0.1	-	-	-
	2,4,5-trichlorophenol	mg/kg	0.1	-	-	-	-	<0.1	-	-	-
	2,4,6-trichlorophenol	mg/kg	0.1	-	-	-	-	<0.1	-	-	-
	2,4-dichlorophenol	mg/kg	0.1	-	-	-	-	<0.1	-	-	-
	2,4-dimethylphenol	mg/kg	0.1	-	-	-	-	<0.1	-	-	-
	2,4-dinitrophenol	mg/kg	0.5	-	-	-	-	<0.5	-	-	-
	2,4-dinitrotoluene	mg/kg	0.1	-	-	-	-	<0.2	-	-	-
	2,6-dinitrotoluene	mg/kg	0.1	-	-	-	-	<0.5	-	-	-
	2-chloronaphthalene	mg/kg	0.1	-	-	-	-	<0.1	-	-	-
	2-chlorophenol	mg/kg	0.1	-	-	-	-	<0.1	-	-	-
	2-methylnaphthalene	mg/kg	0.1	-	-	-	-	<0.1	-	-	-
	2-methylphenol	mg/kg	0.1	-	-	-	-	<0.1	-	-	-
	2-nitroaniline	mg/kg	0.1	-	-	-	-	<0.5	-	-	-
	2-nitrophenol	mg/kg	0.1	-	-	-	-	<0.1	-	-	-
	3-nitroaniline	mg/kg	0.1	-	-	-	-	<14.5	-	-	-
	4,6-Dinitro-2-methylphenol	mg/kg	0.2	-	-	-	-	<0.2	-	-	-
	4-chloro-3-methylphenol	mg/kg	0.1	-	-	-	-	<0.1	-	-	-
	4-chloroaniline	mg/kg	0.1	-	-	-	-	<0.5	-	-	-
	4-chlorophenol	mg/kg	0.5	620	-	-	-	<0.5	-	-	-
	4-chlorophenyl phenyl ether	mg/kg	0.1	-	-	-	-	<0.1	-	-	-
	4-methylphenol	mg/kg	0.1	-	-	-	-	<0.1	-	-	-
	Azobenzene	mg/kg	0.1	-	-	-	-	<0.3	-	-	-
	Benzoic Acid	mg/kg	0.5	-	-	-	-	<0.5	-	-	-
	Bis(2-chlorophenyl) methane	mg/kg	0.1	-	-	-	-	<0.1	-	-	-
	Bis(2-chloroethyl) ether	mg/kg	0.1	-	-	-	-	<0.1	-	-	-
	Bis(2-chloroisopropyl) ether	mg/kg	0.1	-	-	-	-	<0.5	-	-	-
	Bis(2-ethylhexyl) phthalate	mg/kg	0.1	-	-	-	-	0.225	-	-	-
	Butyl benzyl phthalate	mg/kg	0.1	-	-	-	-	<0.2	-	-	-
	Catechols	mg/kg	0.1	-	-	-	-	<0.5	-	-	-
	Dibenzofuran	mg/kg	0.1	-	-	-	-	<0.1	-	-	-
	Diethylphthalate	mg/kg	0.1	-	-	-	-	<0.1	-	-	-
	Dimethyl phthalate	mg/kg	0.1	-	-	-	-	<0.1	-	-	-
	Di-n-butyl phthalate	mg/kg	0.1	-	-	-	-	<0.1	-	-	-
	Di-n-octyl phthalate	mg/kg	0.1	-	-	-	-	<0.2	-	-	-
	Hexachlorobenzene	mg/kg	0.002	16	-	-	-	<0.1	-	-	-
	Hexachlorocyclopentadiene	mg/kg	0.1	-	-	-	-	<0.1	-	-	-
	Hexachloroethane	mg/kg	0.1	-	-	-	-	<0.1	-	-	-
	Isochlorone	mg/kg	0.1	-	-	-	-	<0.1	-	-	-
Nitrobenzene	mg/kg	0.1	-	-	-	-	<0.5	-	-	-	
N-nitrosodipropylamine	mg/kg	0.1	-	-	-	-	<0.9	-	-	-	
n-Nitrosodiphenylamine	mg/kg	0.1	-	-	-	-	<0.1	-	-	-	
Pentachlorobenzene	mg/kg	0.001	100	-	-	-	-	-	-	-	
Pentachloronitrobenzene	mg/kg	0.05	-	-	-	-	-	-	-	-	
Pentachlorophenol	mg/kg	0.1	60	-	-	-	<0.5	-	-	-	
PCB	PCB-110	mg/kg	-	-	-	-	-	-	-	-	-
	PCB-128	mg/kg	-	-	-	-	-	-	-	-	-
	PCB-141	mg/kg	-	-	-	-	-	-	-	-	-
	PCB-149	mg/kg	-	-	-	-	-	-	-	-	-
	PCB-151	mg/kg	-	-	-	-	-	-	-	-	-
	PCB-158	mg/kg	-	-	-	-	-	-	-	-	-
	PCB-170	mg/kg	-	-	-	-	-	-	-	-	-
	PCB-18	mg/kg	-	-	-	-	-	-	-	-	-
	PCB-183	mg/kg	-	-	-	-	-	-	-	-	-
	PCB-187	mg/kg	-	-	-	-	-	-	-	-	-
	PCB-194	mg/kg	-	-	-	-	-	-	-	-	-
	PCB-31	mg/kg	-	-	-	-	-	-	-	-	-
	PCB-44	mg/kg	-	-	-	-	-	-	-	-	-
	PCB-49	mg/kg	-	-	-	-	-	-	-	-	-
	2,2,4,4-tetrachloro-1,1-Biphenvl	mg/kg	-	-	-	-	-	-	-	-	-
	2,3,4,4-tetrachloro-1,1-Biphenvl	mg/kg	-	-	-	-	-	-	-	-	-
	Heptachlorobiphenvl, 2,3,3,4,4,5,5- (PCB 189)	mg/kg	0.003	-	-	-	-	-	-	-	-
	Hexachlorobiphenvl, 2,3,3,4,4,5- (PCB 156)	mg/kg	0.003	-	-	-	-	-	-	-	-
	Hexachlorobiphenvl, 2,3,3,4,4,5- (PCB 157)	mg/kg	0.003	-	-	-	-	-	-	-	-
	Hexachlorobiphenvl, 2,3,4,4,5,5- (PCB 167)	mg/kg	0.003	-	-	-	-	-	-	-	-
	Hexachlorobiphenvl, 3,3,4,4,5,5- (PCB 169)	mg/kg	0.003	-	-	-	-	-	-	-	-
	PCB 101	mg/kg	0.003	-	-	-	-	-	-	-	-
	PCB 118	mg/kg	0.003	-	-	-	-	-	-	-	-
	PCB 138	mg/kg	0.003	-	-	-	-	-	-	-	-
	PCB 153	mg/kg	0.003	-	-	-	-	-	-	-	-
	PCB 160	mg/kg	0.003	-	-	-	-	-	-	-	-
	PCB 26	mg/kg	0.003	-	-	-	-	-	-	-	-
	PCB 52	mg/kg	0.003	-	-	-	-	-	-	-	-
	Pentachlorobiphenvl, 2,3,3,4,4- (PCB 105)	mg/kg	0.003	-	-	-	-	-	-	-	-
	Pentachlorobiphenvl, 2,3,3,4,4,5- (PCB 114)	mg/kg	0.003	-	-	-	-	-	-	-	-
Pentachlorobiphenvl, 2,3,3,4,4,5- (PCB 123)	mg/kg	0.003	-	-	-	-	-	-	-	-	
Pentachlorobiphenvl, 3,3,4,4,5- (PCB 126)	mg/kg	0.003	-	-	-	-	-	-	-	-	
Tetrachlorobiphenvl, 3,3,4,4- (PCB 77)	mg/kg	0.003	-	-	-	-	-	-	-	-	
Tetrachlorobiphenvl, 3,4,4,5- (PCB 81)	mg/kg	0.003	-	-	-	-	-	-	-	-	
Total PCB 7 congeners	mg/kg	0.021	-	-	-	-	-	-	-	-	
Total PCB WHO 12	mg/kg	0.036	-	-	-	-	-	-	-	-	



		Field ID	OH07022-X-32.30-ES-191111	OH07022-X-4.70-ES-191024	OH07022-X-43.41-ES-191111	OH07022-X-5.70-ES-191024	OH07022-X-6.70-ES-191024	OH07022-X-7.50-ES-191025	OH07022-X-0.05-ES-191031	OH07022-X-0.50-ES-191031	OH07022-X-2.00-ES-191105	
		Location Code	OH07022	OH07022	OH07022	OH07022	OH07022	OH07022	OH07022	OH07022	OH07022	
		Sample Depth Range	32.3	4.7	43.41	5.7	6.7	7.5	0.05	0.5	2	
		Sample Date Time	11/11/2019	24/10/2019	11/11/2019	24/10/2019	24/10/2019	25/10/2019	31/10/2019	31/10/2019	05/11/2019	
		Matrix Description	LQM S4UL Public Open Space (POS) Residential - 1% SOM									
		C4SL Public Open Space (POS) Residential										
Chem Group	ChemName	output unit	EQL									
	o-BHC (Lindane)	mg/kg	0.001									
	Heptachlor	mg/kg	0.003									
	Isodrin	mg/kg	0.002									
	Isoproturon	mg/kg	-									
	Linuron	mg/kg	-									
	Malathion	mg/kg	0.002									
	2-Methyl-4-chlorophenoxyacetic acid	mg/kg	-									
	2-Methyl-4-Chlorophenoxy Butanoic Acid	mg/kg	-									
	Meconop	mg/kg	-									
	Methoxychlor	mg/kg	0.005									
	Methyl carathion	mg/kg	0.01									
	Mevinphos (Phosdrin)	mg/kg	0.002									
	o,p-DDD	mg/kg	0.005									
	o,p'-DDE	mg/kg	0.002									
	o,p'-Methoxychlor	mg/kg	0.05									
	Parathion	mg/kg	0.005									
	Pendimethalin	mg/kg	0.01									
	Permethrin	mg/kg	0.05									
	Permethrin II	mg/kg	0.003									
	Phorate	mg/kg	0.01									
	Pirimiphos-methyl	mg/kg	0.002									
	Pirimiphos-ethyl	mg/kg	0.002									
	Prometon	mg/kg	0.05									
	Prometryn	mg/kg	0.05									
	Pronamide	mg/kg	0.002									
	Propazine	mg/kg	0.05									
	Propiconazole	mg/kg	-									
	Propoxycarbazone-sodium	mg/kg	-									
	Simazine	mg/kg	0.05									
	Terbutryn	mg/kg	0.05									
	Terbutylazine	mg/kg	0.05									
	Phosalone	mg/kg	0.005									
	Phosphamidon	mg/kg	0.005									
	Triadimefon	mg/kg	0.002									
	Triallate	mg/kg	0.002									
	Triclopyr	mg/kg	0.1									
	Triclosan	mg/kg	-									
	Trifluralin	mg/kg	0.01									
	Tebuconazole	mg/kg	-									
	Telodrin	mg/kg	0.05									
	Triazophos	mg/kg	0.003									
SVOC TIC	SVOC TICs - Detect	Detect	-									
	Anthraquinone 9,10-	mg/kg	-									
	SVOC Tentatively Identified Compounds	mg/kg	0.1									
	Aniline	mg/kg	0.3									
VOC TIC	VOC TICs - Detect	Detect	-									
	VOC Tentatively Identified Compounds	mg/kg	0.05									
	Freon 113	mg/kg	0.005									
Other	Temperature	°C	-									
	Conductivity @ 20°C	µS/cm	14									
	% Stones <4mm	%	15.6	0	0	100	0	0	0	0	33.1	
	Fraction of non-crushable material	%	0	0	0	0	0	0	0	0	0	
	Moisture Content (dried @35°C)	%	-									
	Moisture Content 105C	%	0.1	24.6	26.8	22.6	56.3	45.8	35	21.1	26.7	16.4
	pH (Lab)	pH Units	1	9.3	8.9	9.2	7.4	7.9	7.3	8.1	8.4	10.7
	Stone Content	%	0.1	0	0	5.7	4.3	0	5.2	0	8.6	
	Total Organic Carbon	%	0.02	0.22	13.6	0.23	23.5	3.93	1.27	0.53	0.48	1.47

**Env Stds Comments**  
 #1:GAC is only presented as speciated chromium. 7.7mg/kg is used for hexavalent. If hexavalent chromium (CVI) data is available, a value of 1,500mg/kg r  
 #2:C4SL for lead adopted  
 #3:GAC only presented as speciated mercury. 16mg/kg is used for elemental mercury. If the CSM indicates that elemental mercury is not a CoC and mercury  
 #4:Updated S4UL for nickel  
 #5:S4UL exceeds solubility saturation limit  
 #6:Criteria derived for Al<sup>3</sup>-C16-C35 split between Al<sup>3</sup>-C16-21 & Al<sup>3</sup>-C21-35. Requires summation of fractions to use Al<sup>3</sup>-C16-C35 criteria.  
 #7:Criteria presented is for p-xylene. A separate value is presented for o-xylene.  
 #8:S4UL based on a threshold protective of direct skin contact with phenol

**Legend**

38.2	Results exceeds GAC.
<50	Results MDL is greater than GAC.
NAD	No asbestos detected.
-	Determinand has not been tested for.

**Notes**  
 A range is given where a determinand has been analysed for by more than one method.



		Field ID	OH70723-X-24.00-ES-191113	OH70723-X-24.00-ES-191113	OH70723-X-28.50-ES-191114	OH70723-X-3.00-ES-191105	OH70723-X-32.50-ES-191120	OH70723-X-4.00-ES-191105	OH70723-X-44.85-ES-191122	OH70723-X-5.00-ES-191105	OH70723-X-6.00-ES-191105
		Location Code	OH70723	OH70723	OH70723	OH70723	OH70723	OH70723	OH70723	OH70723	OH70723
		Sample Depth	24	24	28.5	3	32.5	4	44.85	5	6
		Range	13/11/2019	13/11/2019	14/11/2019	05/11/2019	20/11/2019	05/11/2019	22/11/2019	05/11/2019	05/11/2019
		Matrix Description	LQM S4UL Public Open Space (POS) Residential - 1% SOM								
		C4SL Public Open Space (POS) Residential									
Chem Group	ChemName	output unit	EQ1								
Anthrax	Detection of Anthrax (Bacillus Anthracis)	Not Isolated	-	-	-	-	-	-	-	-	-
Metals	Antimony	mg/kg	0.1	0.5	0.4	-	3.4	-	2.9	-	19.7
	Arsenic	mg/kg	0.3	79	5.3	6.5	<0.3	21.2	1.3	11.8	0.3
	Boron	mg/kg	0.5	21000	7.4	10.5	<0.5	1.7	1.1	5.7	5.7
	Cadmium	mg/kg	0.02	220	120	<0.1	0.16	0.35	0.18	0.41	0.18
	Chromium (hexavalent)	mg/kg	0.1	21	7.7	<0.1	<0.1	<0.1	<0.1	<0.1	<0.1
	Chromium	mg/kg	0.5	21	19.3	17.9	3.3	28.2	3.7	20.6	1.4
	Cobalt	mg/kg	0.1	-	1.7	1.3	-	-	-	-	-
	Copper	mg/kg	0.5	12000	13.8	13.4	5.4	49.2	3.6	51.3	2.8
	Lead	mg/kg	0.5	630	6.9	7.5	8.5	143.5	4.3	157.2	1.5
	Mercury	mg/kg	0.1	-	<0.1	<0.1	<0.1	0.45	<0.1	0.34	<0.1
	Molybdenum	mg/kg	0.1	-	1.7	1.3	-	-	-	-	-
	Nickel	mg/kg	0.2	23000	15.6	14.4	2.7	25.1	4.3	19.4	3
	Selenium	mg/kg	0.5	1100	<0.5	<0.5	0.7	<0.5	<0.5	0.5	<0.5
	Vanadium	mg/kg	0.2	2000	14.8	18.6	-	45.6	34.4	35.4	53.4
	Zinc	mg/kg	1.9	81000	18.5	21.7	19.6	130	18	132.4	14.4
Asbestos	Anthophyllite	Detect	-	-	-	-	-	-	-	-	-
	Asbestos Containing Material	Detect	-	-	-	-	-	-	-	-	-
	Asbestos Analysis Comments	-	-	-	-	-	-	-	-	-	-
	Asbestos PCOM Quantification	%	0.001	-	-	-	-	-	-	-	-
	Asbestos Quantification Total	%	0.001	-	-	-	-	-	-	-	-
	Asbestos: Actinolite	Detect	-	-	-	-	-	-	-	-	-
	Additional Asbestos Components (Using TM048)	Comment	-	-	-	-	-	-	-	-	-
	Crocidolite Asbestos	Detect	-	-	-	-	-	-	-	-	-
	Asbestos Gravimetric Quantification	%	0.001	-	-	-	-	-	-	-	-
	Asbestos ID (Stage 1)	Detect	-	NAD	NAD	NAD	NAD	NAD	NAD	NAD	NAD
	Chrysotile Asbestos	Detect	-	-	-	-	-	-	-	-	-
	Amosite Asbestos	Detect	-	-	-	-	-	-	-	-	-
	Non-Asbestos Fibre	Detect	-	-	-	-	-	-	-	-	-
	Tremolite	Detect	-	-	-	-	-	-	-	-	-
Inorganics	Ammoniacal Nitrogen as N	mg/kg	12	-	-	-	-	-	-	-	-
	Cyanide (Free)	mg/kg	0.5	<0.5	<0.5	<0.5	<0.5	<0.5	<0.5	<0.5	<0.5
	Cyanide Total	mg/kg	0.5	<0.5	<0.5	<0.5	<0.5	<0.5	<0.5	3.2	4.4
	Cyanides-complex	mg/kg	1	-	-	-	-	-	-	-	-
	Phosphorus	mg/kg	4	-	-	-	-	466	-	-	-
PAH	Coronene	mg/kg	0.3	-	-	-	-	-	-	-	<0.3
	Naphthalene	mg/kg	0.005	4900	<0.08	<0.08	<0.08	0.18	<0.08	0.79	<0.08
	Acenaphthene	mg/kg	0.008	15000	<0.08	<0.08	<0.08	0.16	<0.08	1.29	<0.08
	Acenaphthylene	mg/kg	0.012	19000	<0.08	<0.08	<0.08	<0.08	<0.08	0.24	<0.08
	Fluoranthene	mg/kg	0.017	3100	<0.08	<0.08	<0.08	3.51	<0.08	21.9	<0.08
	Anthracene	mg/kg	0.016	74000	<0.08	<0.08	<0.08	0.59	<0.08	4.31	<0.08
	Phenanthrene	mg/kg	0.015	3100	<0.08	<0.08	<0.08	2.01	<0.08	16.7	<0.08
	Fluorene	mg/kg	0.01	9900	<0.08	<0.08	<0.08	0.17	<0.08	1.6	<0.08
	Chrysene	mg/kg	0.01	57	<0.08	<0.08	<0.08	1.73	<0.08	7.44	<0.08
	Pyrene	mg/kg	0.015	7400	<0.08	<0.08	<0.08	2.99	<0.08	15.8	<0.08
	Benzo(a)anthracene	mg/kg	0.014	29	<0.08	<0.08	<0.08	1.83	<0.08	8.5	<0.08
	Benzo(b)fluoranthene	mg/kg	0.015	7.1	<0.08	<0.08	<0.08	2.25	<0.08	9.44	<0.08
	Benzo(k)fluoranthene	mg/kg	0.014	190	<0.08	<0.08	<0.08	0.78	<0.08	3.15	<0.08
	Benzo(a)pyrene	mg/kg	0.015	5.7	<0.08	<0.08	<0.08	1.7	<0.08	6.6	<0.08
	Dibenz(a,h)anthracene	mg/kg	0.023	0.57	<0.08	<0.08	<0.08	0.22	<0.08	0.96	<0.08
	Benzo(g,h,i)perylene	mg/kg	0.024	640	<0.08	<0.08	<0.08	0.84	<0.08	3.14	<0.08
	Indeno(1,2,3-c,d)pyrene	mg/kg	0.018	82	<0.08	<0.08	<0.08	1	<0.08	4.6	<0.08
TPH CWG	PAH 16 Total	mg/kg	0.118	-	<1.28	<1.28	<1.28	<20	<1.28	106	<1.28
	>C6-C8 Aliphatics	mg/kg	0.01	600000 <sup>MS</sup>	<0.2	<0.2	<0.2	<0.2	<0.2	<0.2	<0.2
	>C6-C7 Aliphatics	mg/kg	0.2	-	<0.2	<0.2	<0.2	<0.2	<0.2	<0.2	<0.2
	>C6-C8 Aliphatics	mg/kg	0.01	600000	<0.2	<0.2	<0.2	<0.2	<0.2	<0.2	<0.2
	>C10-C14 Aliphatics	mg/kg	5	-	<0.2	<0.2	<0.2	<0.2	<0.2	<0.2	<0.2
	>C7-C8 Aliphatics	mg/kg	0.2	-	<0.2	<0.2	<0.2	<0.2	<0.2	<0.2	<0.2
	>C10-C14 Aliphatics/Aromatics	mg/kg	10	-	-	-	-	-	-	-	-
	>C8-C10 Aliphatics	mg/kg	0.01	13000	<0.2	<0.2	<0.2	<0.2	<0.2	<0.2	<0.2
	>C10-C12 Aliphatics	mg/kg	0.01	13000	<4	<4	<4	<4	<4	<4	<4
	>C12-C16 Aliphatics	mg/kg	0.1	19000	<4	<4	<4	7.88	<4	17.4	<4
	>C16-C21 Aliphatics	mg/kg	0.1	125000 <sup>MS</sup>	<4	<4	<4	27.3	<4	23.3	<4
	>C21-C35 Aliphatics	mg/kg	0.1	125000 <sup>MS</sup>	<8.76	<8.76	<8.76	104	<8.76	96.5	<8.76
	>C35-C44 Aliphatics	mg/kg	0.1	250000	-	-	-	-	-	-	-
	>C5-C10 Aliphatics	mg/kg	0.05	-	-	-	-	-	-	-	-
	>C8-C40 Aliphatics	mg/kg	20	-	<20	<20	<20	155	<20	171	<20
	Total Aliphatics >C12-C44	mg/kg	0.1	-	-	-	-	-	-	-	-
	>EC5-EC10 Aromatics	mg/kg	0.05	-	-	-	-	-	-	-	-
	>EC5-EC7 Aromatics	mg/kg	0.01	56000	<0.01	<0.01	<0.01	<0.01	<0.01	<0.01	<0.01
	>EC6-EC7 Aromatics	mg/kg	0.01	-	-	-	-	-	-	-	-
	>EC7-EC8 Aromatics	mg/kg	0.01	56000	<0.01	<0.01	<0.01	<0.01	<0.01	<0.01	<0.01
	>EC8-EC10 Aromatics	mg/kg	0.01	5000	<4	<4	<4	<4	<4	<4	<4
	>EC10-EC12 Aromatics	mg/kg	0.01	5000	<4	<4	<4	<4	<4	<4	<4
	>EC8-EC40 Aromatics	mg/kg	20	35.1	48.5	-	168	-	466	-	1300
	>EC10-EC44 Aromatics	mg/kg	5	-	-	-	-	-	-	-	631
	>EC12-EC16 Aromatics	mg/kg	0.1	5100	<4	<4	6.25	-	15.3	-	64.6
	>EC16-EC21 Aromatics	mg/kg	0.1	3800	<4	4.23	-	42.6	-	82.9	332
	>EC21-EC35 Aromatics	mg/kg	0.1	3800	25.3	35	99.3	-	278	-	788
	>EC35-EC44 Aromatics	mg/kg	0.1	3800	-	-	-	-	-	-	447
	>EC40-EC44 Aromatics	mg/kg	0.1	-	-	-	-	-	-	-	-
	>EC12-EC44 Aromatics	mg/kg	0.1	-	-	-	-	-	-	-	-
TPH Aliphatics & Aromatics >C5-44	mg/kg	0.1	-	-	-	-	-	-	-	-	-

		Field ID	OH70723-X-24.00-ES-191113	OH70723-X-24.00-ES-191113	OH70723-X-28.50-ES-191114	OH70723-X-3.00-ES-191105	OH70723-X-32.50-ES-191120	OH70723-X-4.00-ES-191105	OH70723-X-44.85-ES-191122	OH70723-X-5.00-ES-191105	OH70723-X-6.00-ES-191105
		Location Code	OH70723	OH70723	OH70723	OH70723	OH70723	OH70723	OH70723	OH70723	OH70723
		Sample Depth Range	24	24	28.5	3	32.5	4	44.85	5	6
		Sample Date	13/11/2019	13/11/2019	14/11/2019	05/11/2019	20/11/2019	05/11/2019	22/11/2019	05/11/2019	05/11/2019
		Matrix Description	LQM S4UL Public Open Space (POS) Residential - 1% SOM								
		C4SL Public Open Space (POS) Residential									
Chem Group	ChemName	output unit	EQ1								
TPH	>C6-C8	mg/kg	0.02	<0.2	<0.2	-	<0.2	-	<0.2	-	<0.2
	>C6-C7	mg/kg	0.02	<0.2	<0.2	-	<0.2	-	<0.2	-	<0.2
	>C7-C8	mg/kg	0.02	<0.2	<0.2	-	<0.2	-	<0.2	-	<0.2
	>C6-C6	mg/kg	0.2	-	-	-	-	-	-	-	-
	>C8-C10	mg/kg	0.02	<0.2	<0.2	<2	<2	<2	<2	<2	0.397
	>C10-C12	mg/kg	0.02	-	-	<2	<2	<2	<2	<2	-
	>C12-C16	mg/kg	2	-	-	<2	<2	<2	<2	<2	-
	>C16-C21	mg/kg	2	-	-	<2	<2	<2	<2	<2	-
	>C21-C28	mg/kg	35	-	-	-	-	-	-	-	-
	>C21-C35	mg/kg	4.38	-	-	<4.38	5.77	-	15.5	-	-
	>C28-C35	mg/kg	35	-	-	-	-	-	-	-	-
	>C31-C40	mg/kg	10	-	-	-	-	-	-	-	-
	>C35-C40	mg/kg	35	-	-	<10	-	<10	16	-	-
	GRO >C5-10	mg/kg	0.02	-	-	-	-	-	-	-	-
	TPH >C8-C40	mg/kg	10	-	-	<10.2	-	<10.3	<17	-	-
	EPH >C5-40	mg/kg	35	-	-	-	-	-	-	-	-
	EPH >C10-40	mg/kg	35	-	-	-	-	-	-	-	-
	GRO	mg/kg	0.2	<0.2	<0.2	-	<0.2	-	<0.2	-	<0.2
	GRO >C5-12	mg/kg	0.1	-	-	-	-	-	-	-	0.46
	TPH by GC/ED (AR)	mg/kg	10	-	-	<10	-	10.1	-	16.8	-
BTEX and MTBE	Benzene	mg/kg	0.001	140	72	<0.001	<0.001	<10	-	-	-
	Toluene	mg/kg	0.005	56000	56000	<0.005	<0.005	-	<0.005	0.004 - 0.012	16.8
	Ethylbenzene	mg/kg	0.002	24000	24000	<0.001	<0.001	-	<0.001	-	<0.01
	Xylene (m & o)	mg/kg	0.004	41000	41000	<0.004	<0.004	-	<0.004	-	<0.004
	Xylene (o)	mg/kg	0.002	41000	41000	<0.002	<0.002	-	<0.002	-	<0.002
	Xylene Total	mg/kg	0.02			<0.03	<0.03	-	<0.03	-	<0.03
	MTBE	mg/kg	0.001			-	-	-	-	-	<0.001
	Total BTEX	mg/kg	0.04			-	-	-	-	-	-
VOC	Styrene	mg/kg	0.001	-	-	-	-	-	-	-	<0.001
	cis-1,3-dichloroethene	mg/kg	0.001	-	-	-	-	-	-	-	<0.001
	trans-1,3-dichloroethene	mg/kg	0.001	-	-	-	-	-	-	-	<0.001
	1,1,1,2-tetrachloroethane	mg/kg	0.001	1400	1400	-	-	-	-	-	<0.001
	1,1,1-trichloroethane	mg/kg	0.001	140000	140000	-	-	-	-	-	<0.001
	1,1,2,2-tetrachloroethane	mg/kg	0.001	1400	1400	-	-	-	-	-	<0.001
	1,1,2-trichloroethane	mg/kg	0.001	-	-	-	-	-	-	-	<0.001
	1,1-dichloroethane	mg/kg	0.001	-	-	-	-	-	-	-	<0.001
	1,1-dichloroethene	mg/kg	0.001	-	-	-	-	-	-	-	<0.001
	1,1-dichloroethene	mg/kg	0.001	-	-	-	-	-	-	-	<0.001
	1,2,3-trichloropropane	mg/kg	0.001	-	-	-	-	-	-	-	<0.001
	1,2,4-trimethylbenzene	mg/kg	0.001	-	-	-	-	-	-	-	0.006
	1,2-dibromo-3-chloropropane	mg/kg	0.001	-	-	-	-	-	-	-	<0.001
	1,2-dibromoethane	mg/kg	0.001	-	-	-	-	-	-	-	<0.001
	1,2-dichloroethane	mg/kg	0.001	29	29	-	-	-	-	-	<0.001
	1,2-dichloroethene	mg/kg	0.001	-	-	-	-	-	-	-	<0.001
	1,3,5-trimethylbenzene	mg/kg	0.001	-	-	-	-	-	-	-	<0.001
	1,3-dichloropropane	mg/kg	0.001	-	-	-	-	-	-	-	<0.001
	2,2-dichloropropane	mg/kg	0.001	-	-	-	-	-	-	-	<0.001
	2-chlorotoluene	mg/kg	0.001	-	-	-	-	-	-	-	<0.001
	4-chlorotoluene	mg/kg	0.001	-	-	-	-	-	-	-	<0.001
	Bromobenzene	mg/kg	0.001	-	-	-	-	-	-	-	<0.001
	Bromochloromethane	mg/kg	0.001	-	-	-	-	-	-	-	<0.001
	Bromodichloromethane	mg/kg	0.001	-	-	-	-	-	-	-	<0.001
	Bromofrom	mg/kg	0.001	-	-	-	-	-	-	-	<0.001
	Bromomethane	mg/kg	0.001	-	-	-	-	-	-	-	<0.001
	Carbon disulfide	mg/kg	0.007	11000	11000	-	-	-	-	-	-
	Carbon tetrachloride	mg/kg	0.001	890	890	-	-	-	-	-	<0.001
	Chlorobromomethane	mg/kg	0.001	-	-	-	-	-	-	-	<0.001
	Chloroethane	mg/kg	0.002	-	-	-	-	-	-	-	<0.002
	Chloroform	mg/kg	0.001	2500	2500	-	-	-	-	-	<0.001
	Chloromethane	mg/kg	0.003	-	-	-	-	-	-	-	<0.003
	cis-1,2-dichloroethene	mg/kg	0.005	-	-	-	-	-	-	-	<0.005
	Dibromomethane	mg/kg	0.001	-	-	-	-	-	-	-	<0.001
	Dichlorodifluoromethane	mg/kg	0.001	-	-	-	-	-	-	-	<0.001
	Dichloromethane	mg/kg	0.01	-	-	-	-	-	-	-	-
	Isopropylbenzene	mg/kg	0.001	-	-	-	-	-	-	-	0.011
	m-butylbenzene	mg/kg	0.001	-	-	-	-	-	-	-	<0.001
	n-propylbenzene	mg/kg	0.001	-	-	-	-	-	-	-	<0.001
	p-isocrotyltoluene	mg/kg	0.001	-	-	-	-	-	-	-	<0.001
sec-butylbenzene	mg/kg	0.001	-	-	-	-	-	-	-	<0.001	
Trichloroethene	mg/kg	0.001	120	120	-	-	-	-	-	<0.001	
tert-butylbenzene	mg/kg	0.001	-	-	-	-	-	-	-	0.006	
Tetrachloroethene	mg/kg	0.003	1400	1400	-	-	-	-	-	<0.003	
trans-1,2-dichloroethene	mg/kg	0.001	-	-	-	-	-	-	-	<0.001	
Trichlorofluoromethane	mg/kg	0.001	-	-	-	-	-	-	-	<0.001	
Vinyl chloride	mg/kg	0.001	3.5	3.5	-	-	-	-	-	<0.001	
tert-Amyl methyl ether	mg/kg	0.01	-	-	-	-	-	-	-	-	
VOC/SVOC	1,2,3-trichlorobenzene	mg/kg	0.001	1800	1800	-	-	-	-	-	<0.003
	1,2,4-trichlorobenzene	mg/kg	0.003	15000	15000	-	-	-	-	-	<0.003
	1,2-dichlorobenzene	mg/kg	0.001	90000	90000	-	-	-	-	-	<0.001
	1,3,5-Trichlorobenzene	mg/kg	0.001	1700	1700	-	-	-	-	-	-
	1,3-dichlorobenzene	mg/kg	0.001	300	300	-	-	-	-	-	<0.001
	1,4-dichlorobenzene	mg/kg	0.001	17000	17000	-	-	-	-	-	<0.001
	Chlorobenzene	mg/kg	0.001	11000	11000	-	-	-	-	-	0.003
Hexachlorobutadiene	mg/kg	0.002	25	25	-	-	-	-	-	<0.002	

		Field ID	OH70723-X-24.00-ES-191113	OH70723-X-24.00-ES-191113	OH70723-X-28.50-ES-191114	OH70723-X-3.00-ES-191105	OH70723-X-32.50-ES-191120	OH70723-X-4.00-ES-191105	OH70723-X-44.85-ES-191122	OH70723-X-5.00-ES-191105	OH70723-X-6.00-ES-191105	
		Location Code	OH70723	OH70723	OH70723	OH70723	OH70723	OH70723	OH70723	OH70723	OH70723	
		Sample Depth Range	24	24	28.5	3	32.5	4	44.85	5	6	
		Sampled Date Time	13/11/2019	13/11/2019	14/11/2019	05/11/2019	20/11/2019	05/11/2019	22/11/2019	05/11/2019	05/11/2019	
		Matrix Description	LQM S4UL Public Open Space (POS) Residential - 1% SOM									
		C4SL Public Open Space (POS) Residential										
Chem Group	ChemName	output unit	EQ1									
SVOC	Benzyl alcohol	mg/kg	0.5	-	-	-	-	-	-	-	<0.5	
	Diphenyl ether	mg/kg	0.1	-	-	-	-	-	-	-	<0.1	
	4-bromophenyl phenyl ether	mg/kg	0.1	-	-	-	-	-	-	-	<0.1	
	4-nitroaniline	mg/kg	0.1	-	-	-	-	-	-	-	<0.6	
	4-nitrophenol	mg/kg	0.1	-	-	-	-	-	-	-	<0.5	
	1,1-Biohenyl	mg/kg	0.1	-	-	-	-	-	-	-	<0.1	
	1,2,3,4-tetrachlorobenzene	mg/kg	0.001	830	-	-	-	-	-	-	-	
	1-Methylpiperazine	mg/kg	0.1	-	-	-	-	-	-	-	<0.1	
	2,4,5-trichlorophenol	mg/kg	0.1	-	-	-	-	-	-	-	<0.1	
	2,4,6-trichlorophenol	mg/kg	0.1	-	-	-	-	-	-	-	<0.1	
	2,4-dichlorophenol	mg/kg	0.1	-	-	-	-	-	-	-	<0.1	
	2,4-dimethylphenol	mg/kg	0.1	-	-	-	-	-	-	-	<0.1	
	2,4-dinitrophenol	mg/kg	0.5	-	-	-	-	-	-	-	<0.5	
	2,4-dinitrotoluene	mg/kg	0.1	-	-	-	-	-	-	-	<0.2	
	2,6-dinitrotoluene	mg/kg	0.1	-	-	-	-	-	-	-	<0.5	
	2-chloroaniline	mg/kg	0.1	-	-	-	-	-	-	-	<0.1	
	2-chlorophenol	mg/kg	0.1	-	-	-	-	-	-	-	<0.1	
	2-methylnaphthalene	mg/kg	0.1	-	-	-	-	-	-	-	<0.1	
	2-methylphenol	mg/kg	0.1	-	-	-	-	-	-	-	<0.1	
	2-nitroaniline	mg/kg	0.1	-	-	-	-	-	-	-	<0.5	
	2-nitrophenol	mg/kg	0.1	-	-	-	-	-	-	-	<0.1	
	3-nitroaniline	mg/kg	0.1	-	-	-	-	-	-	-	<14.5	
	4,6-Dinitro-2-methylphenol	mg/kg	0.2	-	-	-	-	-	-	-	<0.2	
	4-chloro-3-methylphenol	mg/kg	0.1	-	-	-	-	-	-	-	<0.1	
	4-chloroaniline	mg/kg	0.1	-	-	-	-	-	-	-	<0.5	
	4-chlorophenol	mg/kg	0.5	620	-	-	-	-	-	-	<0.5	
	4-chlorophenyl phenyl ether	mg/kg	0.1	-	-	-	-	-	-	-	<0.1	
	4-methylphenol	mg/kg	0.1	-	-	-	-	-	-	-	-	
	Azobenzene	mg/kg	0.1	-	-	-	-	-	-	-	-	<0.3
	Benzic Acid	mg/kg	0.5	-	-	-	-	-	-	-	-	<0.5
	Bis(2-chloroethoxy) methane	mg/kg	0.1	-	-	-	-	-	-	-	-	<0.1
	Bis(2-chloroethyl) ether	mg/kg	0.1	-	-	-	-	-	-	-	-	<0.1
	Bis(2-chloroisopropyl) ether	mg/kg	0.1	-	-	-	-	-	-	-	-	<0.5
	Bis(2-ethylhexyl) phthalate	mg/kg	0.1	-	-	-	-	-	-	-	-	<0.2
	Butyl benzyl phthalate	mg/kg	0.1	-	-	-	-	-	-	-	-	<0.2
	Cabazole	mg/kg	0.1	-	-	-	-	-	-	-	-	<0.3
	Dibenzofuran	mg/kg	0.1	-	-	-	-	-	-	-	-	0.15
	Diethylphthalate	mg/kg	0.1	-	-	-	-	-	-	-	-	<0.1
	Dimethyl phthalate	mg/kg	0.1	-	-	-	-	-	-	-	-	<0.1
	Di-n-butyl phthalate	mg/kg	0.1	-	-	-	-	-	-	-	-	<0.1
	Di-n-octyl phthalate	mg/kg	0.1	-	-	-	-	-	-	-	-	<0.2
	Hexachlorobenzene	mg/kg	0.002	16	-	-	-	-	-	-	-	<0.1
	Hexachlorocyclopentadiene	mg/kg	0.1	-	-	-	-	-	-	-	-	<0.1
	Hexachloroethane	mg/kg	0.1	-	-	-	-	-	-	-	-	<0.1
	Isophorone	mg/kg	0.1	-	-	-	-	-	-	-	-	<0.1
	Nitrobenzene	mg/kg	0.1	-	-	-	-	-	-	-	-	<0.5
	N-nitrosodi-n-propylamine	mg/kg	0.1	-	-	-	-	-	-	-	-	<0.9
n-Nitrosodiphenylamine	mg/kg	0.1	-	-	-	-	-	-	-	-	<0.1	
Pentachlorobenzene	mg/kg	0.001	100	-	-	-	-	-	-	-	-	
Pentachloronitrobenzene	mg/kg	0.05	-	-	-	-	-	-	-	-	-	
Pentachlorophenol	mg/kg	0.1	60	-	-	-	-	-	-	-	<0.5	
PCB	PCB-110	mg/kg	-	-	-	-	-	-	-	-	-	
	PCB-128	mg/kg	-	-	-	-	-	-	-	-	-	
	PCB-141	mg/kg	-	-	-	-	-	-	-	-	-	
	PCB-149	mg/kg	-	-	-	-	-	-	-	-	-	
	PCB-151	mg/kg	-	-	-	-	-	-	-	-	-	
	PCB-158	mg/kg	-	-	-	-	-	-	-	-	-	
	PCB-170	mg/kg	-	-	-	-	-	-	-	-	-	
	PCB-18	mg/kg	-	-	-	-	-	-	-	-	-	
	PCB-183	mg/kg	-	-	-	-	-	-	-	-	-	
	PCB-187	mg/kg	-	-	-	-	-	-	-	-	-	
	PCB-194	mg/kg	-	-	-	-	-	-	-	-	-	
	PCB-31	mg/kg	-	-	-	-	-	-	-	-	-	
	PCB-44	mg/kg	-	-	-	-	-	-	-	-	-	
	PCB-49	mg/kg	-	-	-	-	-	-	-	-	-	
	2,2,4,4-tetrachloro-1,1-Biphenyl	mg/kg	-	-	-	-	-	-	-	-	-	-
	2,3,4,4-tetrachloro-1,1-Biphenyl	mg/kg	-	-	-	-	-	-	-	-	-	-
	Heptachlorobiphenyl, 2,3,3,4,4,5,5- (PCB 189)	mg/kg	0.003	-	-	-	-	-	-	-	-	-
	Hexachlorobiphenyl, 2,3,3,4,4,5- (PCB 156)	mg/kg	0.003	-	-	-	-	-	-	-	-	-
	Hexachlorobiphenyl, 2,3,3,4,4,5- (PCB 157)	mg/kg	0.003	-	-	-	-	-	-	-	-	-
	Hexachlorobiphenyl, 2,3,4,4,5,5- (PCB 167)	mg/kg	0.003	-	-	-	-	-	-	-	-	-
	Hexachlorobiphenyl, 3,3,4,4,5,5- (PCB 169)	mg/kg	0.003	-	-	-	-	-	-	-	-	-
	PCB 101	mg/kg	0.003	-	-	-	-	-	-	-	-	-
	PCB 118	mg/kg	0.003	-	-	-	-	-	-	-	-	-
	PCB 138	mg/kg	0.003	-	-	-	-	-	-	-	-	-
	PCB 153	mg/kg	0.003	-	-	-	-	-	-	-	-	-
	PCB 160	mg/kg	0.003	-	-	-	-	-	-	-	-	-
	PCB 26	mg/kg	0.003	-	-	-	-	-	-	-	-	-
	PCB 52	mg/kg	0.003	-	-	-	-	-	-	-	-	-
	Pentachlorobiphenyl, 2,3,3,4,4- (PCB 105)	mg/kg	0.003	-	-	-	-	-	-	-	-	-
	Pentachlorobiphenyl, 2,3,3,4,4,5- (PCB 114)	mg/kg	0.003	-	-	-	-	-	-	-	-	-
Pentachlorobiphenyl, 2,3,4,4,5- (PCB 123)	mg/kg	0.003	-	-	-	-	-	-	-	-	-	
Pentachlorobiphenyl, 3,3,4,4,5- (PCB 126)	mg/kg	0.003	-	-	-	-	-	-	-	-	-	
Tetrachlorobiphenyl, 3,3,4,4- (PCB 77)	mg/kg	0.003	-	-	-	-	-	-	-	-	-	
Tetrachlorobiphenyl, 3,4,4,5- (PCB 81)	mg/kg	0.003	-	-	-	-	-	-	-	-	-	
Total PCB 7 congeners	mg/kg	0.021	-	-	-	-	-	-	-	-	-	
Total PCB WHO 12	mg/kg	0.036	-	-	-	-	-	-	-	-	-	

		Field ID	OH07023-X-24.00-ES-191113	OH07023-X-24.00-ES-191113	OH07023-X-28.50-ES-191114	OH07023-X-3.00-ES-191105	OH07023-X-32.50-ES-191120	OH07023-X-4.00-ES-191105	OH07023-X-44.85-ES-191122	OH07023-X-5.00-ES-191105	OH07023-X-6.00-ES-191105
		Location Code	OH07023	OH07023	OH07023	OH07023	OH07023	OH07023	OH07023	OH07023	OH07023
		Sample Depth Range	24	24	28.5	3	32.5	4	44.85	5	6
		Sampled Date Time	13/11/2019	13/11/2019	14/11/2019	05/11/2019	20/11/2019	05/11/2019	22/11/2019	05/11/2019	05/11/2019
		Matrix Description	LQM S4UL Public Open Space (POS) Residential - 1% SOM								
		C4SL Public Open Space (POS) Residential									
Chem Group	ChemName	output unit	EQL								
Phenolics	Xlenols	mg/kg	0.015	-	-	-	-	-	-	-	-
	Phenol Index	mg/kg	0.5	<0.5	<0.5	<0.5	<0.5	<0.5	<0.5	<0.5	<0.5
	3-84-methylphenol	mg/kg	0.1	-	-	-	-	-	-	-	<0.1
	Cresol Total	mg/kg	0.01	-	-	-	-	-	-	-	-
Organofins	Phenol	mg/kg	0.01	-	-	-	-	-	-	-	<0.1
	Phenols Monohydric	mg/kg	0.035	-	-	-	-	-	-	-	-
	Dibutyltin	mg/kg	-	-	-	-	-	-	-	-	-
	Monophenyltin	mg/kg	-	-	-	-	-	-	-	-	-
Pesticides	Diphenyltin	mg/kg	-	-	-	-	-	-	-	-	-
	Monobutyltin	mg/kg	-	-	-	-	-	-	-	-	-
	Tetrabutyltin	mg/kg	-	-	-	-	-	-	-	-	-
	Tributyltin	mg/kg	0.001	-	-	-	-	-	-	-	-
	Triphenyltin	mg/kg	-	-	-	-	-	-	-	-	-
	Etrimefos	mg/kg	0.002	-	-	-	-	-	-	-	-
	Hepatachlor epoxide	mg/kg	0.002	-	-	-	-	-	-	-	-
	Methachlorpos	mg/kg	0.002	-	-	-	-	-	-	-	-
	Propetamphos	mg/kg	0.002	-	-	-	-	-	-	-	-
	Simetryn	mg/kg	0.05	-	-	-	-	-	-	-	-
	Sodium Acifluorfen	mg/kg	-	-	-	-	-	-	-	-	-
	Tecmazene	mg/kg	0.003	-	-	-	-	-	-	-	-
2,4,5-TP (Silvex)	mg/kg	-	-	-	-	-	-	-	-	-	
Hedonal	mg/kg	-	-	-	-	-	-	-	-	-	
2,4-DDT	mg/kg	0.003	-	-	-	-	-	-	-	-	
2,4-Dichloroprop	mg/kg	-	-	-	-	-	-	-	-	-	
4-(2,4-Dichlorophenoxy)butyric Acid (2,4-DB)	mg/kg	-	-	-	-	-	-	-	-	-	
4,4-DDE	mg/kg	0.005	-	-	-	-	-	-	-	-	
4-Chlorophenoxy acetic acid	mg/kg	-	-	-	-	-	-	-	-	-	
a-BHC	mg/kg	0.002	24	-	-	-	-	-	-	-	
Aldrin	mg/kg	0.002	18	-	-	-	-	-	-	-	
Ametryn	mg/kg	0.05	-	-	-	-	-	-	-	-	
Acetyl (hexnill)	mg/kg	-	-	-	-	-	-	-	-	-	
Atraton	mg/kg	0.05	-	-	-	-	-	-	-	-	
Atrazine	mg/kg	0.05	1200	-	-	-	-	-	-	-	
Azinophos methyl	mg/kg	0.005	-	-	-	-	-	-	-	-	
b-BHC	mg/kg	0.002	8.1	-	-	-	-	-	-	-	
Bentazone	mg/kg	0.1	-	-	-	-	-	-	-	-	
Bromoxnill	mg/kg	-	-	-	-	-	-	-	-	-	
Carboethion	mg/kg	0.003	-	-	-	-	-	-	-	-	
chlordan	mg/kg	0.002	-	-	-	-	-	-	-	-	
Chlordane (cis)	mg/kg	0.002	-	-	-	-	-	-	-	-	
Azinphos Ethyl	mg/kg	0.005	-	-	-	-	-	-	-	-	
Chlordane (trans)	mg/kg	0.05	-	-	-	-	-	-	-	-	
Chlorfenvinphos	mg/kg	0.003	-	-	-	-	-	-	-	-	
Chlorotoluron	mg/kg	-	-	-	-	-	-	-	-	-	
Chlorovifos	mg/kg	0.002	-	-	-	-	-	-	-	-	
Chlorpyrifos-methyl	mg/kg	0.002	-	-	-	-	-	-	-	-	
Cyanazine	mg/kg	-	-	-	-	-	-	-	-	-	
d-BHC	mg/kg	0.002	-	-	-	-	-	-	-	-	
DDD	mg/kg	0.005	-	-	-	-	-	-	-	-	
DDT	mg/kg	0.005	-	-	-	-	-	-	-	-	
Chlorothalonil	mg/kg	0.002	-	-	-	-	-	-	-	-	
Diazinon	mg/kg	0.001	-	-	-	-	-	-	-	-	
Dicamba	mg/kg	-	-	-	-	-	-	-	-	-	
Dichlobenil	mg/kg	0.001	-	-	-	-	-	-	-	-	
cis-Permethrin	mg/kg	0.003	-	-	-	-	-	-	-	-	
Dichlorvos	mg/kg	0.002	16	-	-	-	-	-	-	-	
Diclofop	mg/kg	-	-	-	-	-	-	-	-	-	
Dieldrin	mg/kg	0.005	18	-	-	-	-	-	-	-	
Dimethoate	mg/kg	0.003	-	-	-	-	-	-	-	-	
Dinoseb	mg/kg	-	-	-	-	-	-	-	-	-	
Diuron	mg/kg	-	-	-	-	-	-	-	-	-	
Endosulfan I	mg/kg	0.001	1200	-	-	-	-	-	-	-	
Endosulfan II	mg/kg	0.01	-	-	-	-	-	-	-	-	
Endosulfan sulphate	mg/kg	0.005	-	-	-	-	-	-	-	-	
Endrin	mg/kg	0.003	-	-	-	-	-	-	-	-	
Endrin ketone	mg/kg	0.03	-	-	-	-	-	-	-	-	
Ethion	mg/kg	0.003	-	-	-	-	-	-	-	-	
Fenitrothion	mg/kg	0.005	-	-	-	-	-	-	-	-	
Fenithion	mg/kg	0.01	-	-	-	-	-	-	-	-	
Fluroxypyr	mg/kg	0.1	-	-	-	-	-	-	-	-	

		Field ID	OH07023-X-24.00-ES-191113	OH07023-X-24.00-ES-191113	OH07023-X-28.50-ES-191114	OH07023-X-3.00-ES-191105	OH07023-X-32.50-ES-191120	OH07023-X-4.00-ES-191105	OH07023-X-44.85-ES-191122	OH07023-X-5.00-ES-191105	OH07023-X-6.00-ES-191105	
		Location Code	OH07023	OH07023	OH07023	OH07023	OH07023	OH07023	OH07023	OH07023	OH07023	
		Sample Depth Range	24	24	28.5	3	32.5	4	44.85	5	6	
		Sampled Date Time	13/11/2019	13/11/2019	14/11/2019	05/11/2019	20/11/2019	05/11/2019	22/11/2019	05/11/2019	05/11/2019	
		Matrix Description	LQM S4UL Public Open Space (POS) Residential - 1% SOM									
		C4SL Public Open Space (POS) Residential										
Chem Group	ChemName	output unit	EQL									
	g-BHC (Lindane)	mg/kg	0.001									
	Heptachlor	mg/kg	0.003									
	Isodrin	mg/kg	0.002									
	Isoproturon	mg/kg	-									
	Linuron	mg/kg	-									
	Malathion	mg/kg	0.002									
	2-Methyl-4-chlorophenoxyacetic acid	mg/kg	-									
	2-Methyl-4-Chlorophenoxy Butanoic Acid	mg/kg	-									
	Meoprop	mg/kg	-									
	Methoxychlor	mg/kg	0.005									
	Methyl parathion	mg/kg	0.01									
	Mevinphos (Phosdrin)	mg/kg	0.002									
	o,p-DDD	mg/kg	0.005									
	o,p'-DDE	mg/kg	0.002									
	o,p'-Methoxychlor	mg/kg	0.05									
	Parathion	mg/kg	0.005									
	Pendimethalin	mg/kg	0.01									
	Permethrin	mg/kg	0.05									
	Permethrin II	mg/kg	0.003									
	Phorate	mg/kg	0.01									
	Pirimiphos-methyl	mg/kg	0.002									
	Pirimiphos-ethyl	mg/kg	0.002									
	Prometon	mg/kg	0.05									
	Prometryn	mg/kg	0.05									
	Pronamide	mg/kg	0.002									
	Propazine	mg/kg	0.05									
	Propiconazole	mg/kg	-									
	Propoxycarbazono-sodium	mg/kg	-									
	Simazine	mg/kg	0.05									
	Terbutryn	mg/kg	0.05									
	Terbutylazine	mg/kg	0.05									
	Phosalone	mg/kg	0.005									
	Phosphamidon	mg/kg	0.005									
	Triadimefon	mg/kg	0.002									
	Triallate	mg/kg	0.002									
	Triclopyr	mg/kg	0.1									
	Triclosan	mg/kg	-									
	Trifluralin	mg/kg	0.01									
	Tebuconazole	mg/kg	-									
	Telodrin	mg/kg	0.05									
	Triazophos	mg/kg	0.003									
SVOC TIC	SVOC TICs - Detect	Detect	-									
	Anthraquinone 9,10-	mg/kg	-									
	SVOC Tentatively Identified Compounds	mg/kg	0.1									
	Aniline	mg/kg	0.3									
VOC TIC	VOC TICs - Detect	Detect	-									
	VOC Tentatively Identified Compounds	mg/kg	0.05									
	Freon 113	mg/kg	0.005									
Other	Temperature	°C	-									
	Conductivity @ 20°C	µS/cm	14									
	% Stones <4mm	%	-									
	Fraction of non-crushable material	%	100	100	42	53.8	30.5	100				
	Moisture Content (dried @35°C)	%	-									
	Moisture Content 105C	%	0.1	8.3	11.4	21.8	17.1	25.3	17.9	20.9	35.3	
	pH (Lab)	pH Units	1	8.4	8.3	8.5	10.6	8.7	10.6	9.1	7.6	
	Stone Content	%	0.1	14	15.9	0	6.1	0	5.6	0	10	
	Total Organic Carbon	%	0.02	0.09	0.09	0.21	1.77	0.31	2.88	0.24	13.2	

**Env Stds Comments**  
 #1:GAC is only presented as speciated chromium. 7.7mg/kg is used for hexavalent. If hexavalent chromium (CVI) data is available, a value of 1,500mg/kg r  
 #2:C4SL for lead adopted  
 #3:GAC only presented as speciated mercury. 16mg/kg is used for elemental mercury. If the CSM indicates that elemental mercury is not a CoC and mercury  
 #4:Updated S4UL for nickel  
 #5:S4UL exceeds solubility saturation limit  
 #6:Criteria derived for Al<sup>3</sup>-C16-C35 split between Al<sup>3</sup>-C16-21 & Al<sup>3</sup>-C21-35. Requires summation of fractions to use Al<sup>3</sup>-C16-C35 criteria.  
 #7:Criteria presented is for p-xylene. A separate value is presented for o-xylene.  
 #8:S4UL based on a threshold protective of direct skin contact with phenol

**Legend**

38.2	Results exceeds GAC.
<50	Results MDL is greater than GAC.
NAD	No asbestos detected.
-	Determinand has not been tested for.

**Notes**  
 A range is given where a determinand has been analysed for by more than one method.

		Field ID	OH7023-X-7.00-ES-191106	OH7023-X-8.00-ES-191106	OH7024-X-0.05-ES-191107	OH7024-X-0.55-ES-191107	OH7024-X-2.00-ES-191112	OH7024-X-3.00-ES-191112	OH7024-X-4.00-ES-191112	OH7024-X-5.00-ES-191112	OH7024-X-6.00-ES-191112
		Location Code	OH7023	OH7023	OH7024	OH7024	OH7024	OH7024	OH7024	OH7024	OH7024
		Sample Depth	7	8	0.05	0.55	2	3	4	5	6
		Range									
		Matrix Description	LQM S4UL Public Open Space (POS) Residential - 1% SOM								
		Sampled Date	06/11/2019	06/11/2019	07/11/2019	07/11/2019	12/11/2019	12/11/2019	12/11/2019	12/11/2019	12/11/2019
		EQ1	C4SL Public Open Space (POS) Residential								
Chem Group	ChemName	output unit									
Anthrax	Detection of Anthrax (Bacillus Anthracis)	Not Isolated									
Metals	Antimony	mg/kg	0.1	4.4	0.7	0.2	-	-	-	-	-
	Arsenic	mg/kg	0.3	79	17.8	12	11.2	12.6	8.2	4.8	67.6
	Boron	mg/kg	0.5	21000	14.2	13.2	2.8	3.8	4.2	1.8	12.4
	Cadmium	mg/kg	0.02	220	0.72	0.35	0.17	0.19	0.21	0.29	47.94
	Chromium (hexavalent)	mg/kg	0.1	21	7.7	<0.1	<0.1	<0.1	<0.1	<0.1	<0.1
	Chromium	mg/kg	0.5	21	35.7	43.3	30.6	36.4	38.5	23.2	47.4
	Cobalt	mg/kg	0.1	-	-	-	-	-	-	-	-
	Cooper	mg/kg	0.5	12000	71.3	42.2	24.5	28.9	30.4	27.1	6460
	Lead	mg/kg	0.5	630	339.8	35.5	12.8	16.6	18	13.5	456.3
	Mercury	mg/kg	0.1	-	0.38	0.11	<0.1	<0.1	<0.1	<0.1	51.55
	Molybdenum	mg/kg	0.1	-	0.7	0.7	0.6	0.5	0.6	0.7	8.4
	Nickel	mg/kg	0.2	-	32.2	30.8	34.5	40.6	40.2	26.9	61.6
	Selenium	mg/kg	0.5	1100	0.8	0.8	0.9	1.4	0.7	1.3	1
	Vanadium	mg/kg	0.2	2000	45.2	57.3	50.7	58.8	62.2	35.1	64.8
	Zinc	mg/kg	1.9	81000	581.8	178.6	98.6	81.8	81.7	67.7	3754
Asbestos	Anthophyllite	Detect	-	-	-	-	-	-	-	-	-
	Asbestos Containing Material	Detect	-	-	-	-	-	-	-	-	-
	Asbestos Analysis Comments	-	-	-	-	-	-	-	-	-	-
	Asbestos PCOM Quantification	%	0.001	-	-	-	-	-	-	-	-
	Asbestos Quantification Total	%	0.001	-	-	-	-	-	-	-	-
	Asbestos: Actinolite	Detect	-	-	-	-	-	-	-	-	-
	Additional Asbestos Components (Using TM048)	Comment	-	-	-	-	-	-	-	-	-
	Crocidolite Asbestos	Detect	-	-	-	-	-	-	-	-	-
	Asbestos Gravimetric Quantification	%	0.001	-	-	-	-	-	-	-	-
	Asbestos ID (Stage 1)	Detect	-	NAD	NAD	NAD	NAD	NAD	NAD	NAD	NAD
	Chrysotile Asbestos	Detect	-	-	-	-	-	-	-	-	-
	Amosite Asbestos	Detect	-	-	-	-	-	-	-	-	-
	Non-Asbestos Fibre	Detect	-	-	-	-	-	-	-	-	-
	Tremolite	Detect	-	-	-	-	-	-	-	-	-
Inorganics	Ammoniacal Nitrogen as N	mg/kg	12	-	-	-	-	-	-	-	-
	Cyanide (Free)	mg/kg	0.5	<0.5	<0.5	<0.5	<0.5	<0.5	<0.5	<0.5	<0.5
	Cyanide Total	mg/kg	0.5	<0.5	<0.5	<0.5	<0.5	<0.5	<0.5	<0.5	<0.5
	Cyanides-cyanide	mg/kg	1	-	-	-	-	-	-	-	-
	Phosphorus	mg/kg	4	-	-	-	-	-	-	-	-
PAH	Coronene	mg/kg	0.3	<0.3	<0.3	-	-	-	-	<1.5	-
	Naphthalene	mg/kg	0.005	4900	<0.1 - 0.19	<0.008	<0.08	<0.08	<0.08	<0.005	<0.08
	Acenaphthene	mg/kg	0.008	15000	<0.1 - 0.11	<0.08	<0.08	<0.08	<0.08	<0.08	<0.08
	Acenaphthylene	mg/kg	0.012	19000	<0.08	<0.08	<0.08	<0.08	<0.08	<0.08	<0.08
	Fluoranthene	mg/kg	0.017	3100	<0.2 - 0.49	<0.02 - 0.09	<0.08	<0.08	<0.08	<1 - 1.52	0.37
	Anthracene	mg/kg	0.016	74000	<0.1 - 0.1	<0.08	<0.08	<0.08	<0.08	<0.5 - 0.12	7.17
	Phenanthrene	mg/kg	0.015	3100	<0.1 - 0.36	<0.08	<0.08	<0.08	<0.08	<0.5 - 0.34	0.5
	Fluorene	mg/kg	0.01	9000	<0.2 - 0.09	<0.08	<0.08	<0.08	<0.08	<0.08	<0.08
	Chrysene	mg/kg	0.01	57	<0.1 - 0.17	<0.08	<0.08	<0.08	<0.08	<0.09	4.7
	Pyrene	mg/kg	0.015	7400	<0.2 - 0.38	<0.08	<0.08	<0.08	<0.08	<1 - 1.44	7.8
	Benzofluoranthene	mg/kg	0.014	29	<0.2 - 0.16	<0.08	<0.08	<0.08	<0.08	<1 - 0.87	5.32
	Benzob[fluoranthene	mg/kg	0.015	7.1	<0.2 - 0.18	<0.08	<0.08	<0.08	<0.08	<1 - 1.55	7.11
	Benzok[fluoranthene	mg/kg	0.014	190	<0.08	<0.08	<0.08	<0.08	<0.08	<1 - 0.65	2.77
	Benzofluorene	mg/kg	0.015	5.7	<0.2 - 0.14	<0.08	<0.08	<0.08	<0.08	<1 - 1.27	6.13
	Dibenz[a,h]anthracene	mg/kg	0.023	0.57	<0.08	<0.08	<0.08	<0.08	<0.08	<2.5 - 0.14	0.61
	Benzofluorene	mg/kg	0.024	640	<0.08	<0.08	<0.08	<0.08	<0.08	<2.5 - 0.69	2.48
	Indeno[1,2,3-c,d]perylene	mg/kg	0.018	82	<0.5 - 0.09	<0.08	<0.08	<0.08	<0.08	<2.5 - 0.92	3.64
TPH CWG	PAH 16 Total	mg/kg	0.118	-	<2.78	<1.29	<1.28	<1.28	<1.28	<10.9	<48.9
	>C6-C8 Aliphatics	mg/kg	0.01	-	<0.2	<0.2	<0.2	<0.2	<0.2	<0.2	<0.2
	>C6-C7 Aliphatics	mg/kg	0.2	-	<0.2	<0.2	<0.2	<0.2	<0.2	<0.2	<0.2
	>C6-C8 Aliphatics	mg/kg	0.01	-	<0.2	<0.2	<0.2	<0.2	<0.2	<0.2	<0.2
	>C10-C44 Aliphatics	mg/kg	5	-	<0.2	<0.2	<0.2	<0.2	<0.2	<0.2	<0.2
	>C7-C8 Aliphatics	mg/kg	0.2	-	<0.2	<0.2	<0.2	<0.2	<0.2	<0.2	<0.2
	>C10-C44 Aliphatics/Aromatics	mg/kg	10	-	-	-	-	-	-	-	-
	>C8-C10 Aliphatics	mg/kg	0.01	-	<0.2	<0.2	<0.2	<0.2	<0.2	<0.2	<0.2
	>C10-C12 Aliphatics	mg/kg	0.01	-	<4	<4	<4	<4	<4	<4	<4
	>C12-C16 Aliphatics	mg/kg	0.1	-	<4	<4	<4	<4	<4	<4	<4
	>C16-C21 Aliphatics	mg/kg	0.1	-	<4	<4	<4	<4	<4	4.13	8.35
	>C21-C35 Aliphatics	mg/kg	0.1	-	<37.3	9.07	<8.76	<8.76	<8.76	35.9	60.7
	>C35-C44 Aliphatics	mg/kg	0.1	-	<250000	-	-	-	-	-	24.5
	>C8-C10 Aromatics	mg/kg	0.05	-	-	-	-	-	-	-	-
	>C8-C40 Aromatics	mg/kg	20	-	<50.2	<20	<20	<20	<20	41.8	71.2
	Total Aliphatics >C12-C44	mg/kg	0.1	-	-	-	-	-	-	-	32.9
	>E5-E10 Aromatics	mg/kg	0.05	-	-	-	-	-	-	-	-
	>E5-E7 Aromatics	mg/kg	0.01	-	<0.01	<0.01	<0.01	<0.01	<0.01	<0.01	<0.01
	>E6-E7 Aromatics	mg/kg	0.01	-	-	-	-	-	-	-	-
	>E7-E8 Aromatics	mg/kg	0.01	-	<0.01	<0.01	<0.01	<0.01	<0.01	<0.01	<0.01
	>E8-E10 Aromatics	mg/kg	0.01	-	<4	<4	<4	<4	<4	<4	<4
	>E10-E12 Aromatics	mg/kg	0.01	-	<4	<4	<4	<4	<4	<4	<4
	>E8-E10 Aromatics	mg/kg	20	-	78.6	31	<20	<20	<20	31	206
	>E10-E14 Aromatics	mg/kg	5	-	-	-	-	-	-	-	42.4
	>E12-E16 Aromatics	mg/kg	0.1	-	<4	<4	<4	<4	<4	<4	<4
	>E16-E21 Aromatics	mg/kg	0.1	-	3800	11.6	4.43	<4	<4	<4	12.4
	>E21-E35 Aromatics	mg/kg	0.1	-	3800	53.6	22.8	<8.76	<8.76	25.5	166
	>E35-E44 Aromatics	mg/kg	0.1	-	3800	-	-	-	-	-	6.06
	>E40-E44 Aromatics	mg/kg	0.1	-	-	-	-	-	-	-	-
	>E12-E44 Aromatics	mg/kg	0.1	-	-	-	-	-	-	-	-
	TPH Aliphatics & Aromatics >C5-44	mg/kg	0.1	-	-	-	-	-	-	-	-

		Field ID	OH7023-X-7.00-ES-191106	OH7023-X-8.00-ES-191106	OH7024-X-0.05-ES-191107	OH7024-X-0.55-ES-191107	OH7024-X-2.00-ES-191112	OH7024-X-3.00-ES-191112	OH7024-X-4.00-ES-191112	OH7024-X-5.00-ES-191112	OH7024-X-6.00-ES-191112	
		Location Code	OH7023	OH7023	OH7024	OH7024	OH7024	OH7024	OH7024	OH7024	OH7024	
		Sample Depth Range	7	8	0.05	0.55	2	3	4	5	6	
		Sample Date	06/11/2019	06/11/2019	07/11/2019	07/11/2019	12/11/2019	12/11/2019	12/11/2019	12/11/2019	12/11/2019	
		Matrix Description	LQM S4UL Public Open Space (POS) Residential - 1% SOM									
		C4SL Public Open Space (POS) Residential										
Chem Group	ChemName	output unit	EQI									
TPH	>C6-C8	mg/kg	0.02	<0.2	<0.2	<0.2	<0.2	<0.2	<0.2	<0.2	<0.2	
	>C6-C7	mg/kg	0.02	<0.2	<0.2	<0.2	<0.2	<0.2	<0.2	<0.2	<0.2	
	>C7-C8	mg/kg	0.02	<0.2	<0.2	<0.2	<0.2	<0.2	<0.2	<0.2	<0.2	
	>C6-C9	mg/kg	0.2	-	-	-	-	-	-	-	-	
	>C8-C10	mg/kg	0.02	<0.2	<0.2	<0.2	<0.2	<0.2	<0.2	<0.2	<0.2	
	>C10-C12	mg/kg	0.02	-	-	-	-	-	-	-	-	
	>C12-C16	mg/kg	2	-	-	-	-	-	-	-	-	
	>C16-C21	mg/kg	2	-	-	-	-	-	-	-	-	
	>C21-C28	mg/kg	35	-	-	-	-	-	-	-	-	
	>C21-C35	mg/kg	4.38	-	-	-	-	-	-	-	-	
	>C28-C35	mg/kg	35	-	-	-	-	-	-	-	-	
	>C31-C40	mg/kg	10	-	-	-	-	-	-	-	-	
	>C35-C40	mg/kg	35	-	-	-	-	-	-	-	-	
	GRO >C5-10	mg/kg	0.02	-	-	-	-	-	-	-	-	
	TPH >C8-C40	mg/kg	10	-	-	-	-	-	-	-	-	
	EPH >C5-40	mg/kg	35	-	-	-	-	-	-	-	-	
	EPH >C10-40	mg/kg	35	-	-	-	-	-	-	-	-	
	GRO	mg/kg	0.2	<0.2	<0.2	<0.2	<0.2	<0.2	<0.2	<0.2	<0.2	
	TPH by GC/ED (AR)	mg/kg	10	-	-	-	-	-	-	-	-	
	BTEX and MTE	Benzene	mg/kg	0.001	140	72	<0.01	<0.01	<0.001	<0.001	<0.01	<0.01
		Toluene	mg/kg	0.005		56000	<0.01	<0.01	<0.005	<0.005	<0.01	<0.005
Ethylbenzene		mg/kg	0.002		24000	<0.002	<0.002	<0.01	<0.01	<0.002	<0.01	
Xylene (m & o)		mg/kg	0.004		41000	<0.004	<0.004	<0.004	<0.004	<0.004	<0.004	
Xylene (o)		mg/kg	0.002			<0.002	<0.002	<0.002	<0.002	<0.002	<0.002	
Xylene Total		mg/kg	0.02			<0.03	<0.03	<0.03	<0.03	<0.03	<0.03	
MTBE		mg/kg	0.001			<0.001	<0.001	<0.001	<0.001	<0.001	<0.001	
Total BTEX		mg/kg	0.04			<0.04	<0.04	<0.04	<0.04	<0.04	<0.04	
VOC		Styrene	mg/kg	0.001			<0.001	<0.001	-	-	<0.001	-
		cis-1,3-dichloroethene	mg/kg	0.001			<0.001	<0.001	-	-	<0.001	-
	trans-1,3-dichloroethene	mg/kg	0.001			<0.001	<0.001	-	-	<0.001	-	
	1,1,1,2-tetrachloroethane	mg/kg	0.001	1400		<0.001	<0.001	-	-	<0.001	-	
	1,1,1-trichloroethane	mg/kg	0.001	140000		<0.001	<0.001	-	-	<0.001	-	
	1,1,2,2-tetrachloroethane	mg/kg	0.001	1400		<0.001	<0.001	-	-	<0.001	-	
	1,1,2-dichloroethane	mg/kg	0.001			<0.001	<0.001	-	-	<0.001	-	
	1,1-dichloroethane	mg/kg	0.001			<0.001	<0.001	-	-	<0.001	-	
	1,1-dichloroethene	mg/kg	0.001			<0.001	<0.001	-	-	<0.001	-	
	1,1-dichloroethane	mg/kg	0.001			<0.001	<0.001	-	-	<0.001	-	
	1,2-dichloroethane	mg/kg	0.001			<0.001	<0.001	-	-	<0.001	-	
	1,2-dichloroethene	mg/kg	0.001			<0.001	<0.001	-	-	<0.001	-	
	1,2-dibromo-3-chloropropane	mg/kg	0.001			<0.001	<0.001	-	-	<0.001	-	
	1,2-dibromopropane	mg/kg	0.001			<0.001	<0.001	-	-	<0.001	-	
	1,2-dichloroethane	mg/kg	0.001	29		<0.001	<0.001	-	-	<0.001	-	
	1,2-dichloroethene	mg/kg	0.001			<0.001	<0.001	-	-	<0.001	-	
	1,3,5-trimethylbenzene	mg/kg	0.001			<0.001	<0.001	-	-	<0.001	-	
	1,3-dichloropropane	mg/kg	0.001			<0.001	<0.001	-	-	<0.001	-	
	2,2-dichloropropane	mg/kg	0.001			<0.001	<0.001	-	-	<0.001	-	
	2-chlorotoluene	mg/kg	0.001			<0.001	<0.001	-	-	<0.001	-	
	4-chlorotoluene	mg/kg	0.001			<0.001	<0.001	-	-	<0.001	-	
	Bromobenzene	mg/kg	0.001			<0.001	<0.001	-	-	<0.001	-	
	Bromochloromethane	mg/kg	0.001			<0.001	<0.001	-	-	<0.001	-	
	Bromodichloromethane	mg/kg	0.001			<0.001	<0.001	-	-	<0.001	-	
	Bromomethane	mg/kg	0.001			<0.001	<0.001	-	-	<0.001	-	
	Carbon disulfide	mg/kg	0.007	11000		<0.001	<0.001	-	-	<0.001	-	
	Carbon tetrachloride	mg/kg	0.001	890		<0.001	<0.001	-	-	<0.001	-	
	Chlorobromomethane	mg/kg	0.001			<0.001	<0.001	-	-	<0.001	-	
	Chloroethane	mg/kg	0.002			<0.002	<0.002	-	-	<0.002	-	
	Chloroform	mg/kg	0.001	2500		<0.001	<0.001	-	-	<0.001	-	
	Chloromethane	mg/kg	0.003			<0.003	<0.003	-	-	<0.003	-	
	cis-1,2-dichloroethene	mg/kg	0.005			<0.006	<0.006	-	-	<0.006	-	
	Dibromomethane	mg/kg	0.001			<0.001	<0.001	-	-	<0.001	-	
	Dichlorodifluoromethane	mg/kg	0.001			<0.001	<0.001	-	-	<0.001	-	
	Dichloromethane	mg/kg	0.01			<0.01	<0.01	-	-	<0.01	-	
	Isopropylbenzene	mg/kg	0.001			<0.001	<0.001	-	-	<0.001	-	
	n-butylbenzene	mg/kg	0.001			<0.001	<0.001	-	-	<0.001	-	
	n-propylbenzene	mg/kg	0.001			<0.001	<0.001	-	-	<0.001	-	
	p-isocrotyltoluene	mg/kg	0.001			<0.001	<0.001	-	-	<0.001	-	
	sec-butylbenzene	mg/kg	0.001			<0.001	<0.001	-	-	<0.001	-	
	Trichloroethene	mg/kg	0.001	120		<0.001	<0.001	-	-	<0.001	-	
	tert-butylbenzene	mg/kg	0.001			<0.001	<0.001	-	-	<0.001	-	
Tetrachloroethene	mg/kg	0.003	1400		<0.003	<0.003	-	-	<0.003	-		
trans-1,2-dichloroethene	mg/kg	0.001			<0.001	<0.001	-	-	<0.001	-		
Trichlorofluoromethane	mg/kg	0.001			<0.001	<0.001	-	-	<0.001	-		
Vinyl chloride	mg/kg	0.001	3.5		<0.001	<0.001	-	-	<0.001	-		
tert-Amyl methyl ether	mg/kg	0.01			<0.01	<0.01	-	-	<0.01	-		
VOC/SVOC	1,2,3-trichlorobenzene	mg/kg	0.001		1800	<0.003	<0.003	-	-	<0.003	-	
	1,2,4-trichlorobenzene	mg/kg	0.003		15000	<0.003	<0.003	-	-	<0.003	-	
	1,2-dichlorobenzene	mg/kg	0.001		90000	<0.001	<0.001	-	-	<0.001	-	
	1,3,5-Trichlorobenzene	mg/kg	0.001		1700	<0.001	<0.001	-	-	<0.001	-	
	1,3-dichlorobenzene	mg/kg	0.001		300	<0.001	<0.001	-	-	<0.001	-	
	1,4-dichlorobenzene	mg/kg	0.001		17000	<0.001	<0.001	-	-	<0.001	-	
	Chlorobenzene	mg/kg	0.001		11000	<0.001	<0.001	-	-	<0.001	-	
Hexachlorobutadiene	mg/kg	0.002			<0.002	<0.002	-	-	<0.002	-		





		Field ID	OH7023-X-7.00-ES-191106	OH7023-X-8.00-ES-191106	OH7024-X-0.05-ES-191107	OH7024-X-0.55-ES-191107	OH7024-X-2.00-ES-191112	OH7024-X-3.00-ES-191112	OH7024-X-4.00-ES-191112	OH7024-X-5.00-ES-191112	OH7024-X-6.00-ES-191112
		Location Code	OH7023	OH7023	OH7024	OH7024	OH7024	OH7024	OH7024	OH7024	OH7024
		Sample Depth Range	7	8	0.05	0.55	2	3	4	5	6
		Sample Date	06/11/2019	06/11/2019	07/11/2019	07/11/2019	12/11/2019	12/11/2019	12/11/2019	12/11/2019	12/11/2019
		Matrix Description	LQM S4UL Public Open Space (POS) Residential - 1% SOM								
		C4SL Public Open Space (POS) Residential									
Chem Group	ChemName	output unit	EQ1								
Phenolics	Xenonols	mg/kg	0.015	-	-	-	-	-	-	-	-
	Phenol Index	mg/kg	0.5	<0.5	<0.5	<0.5	<0.5	<0.5	<0.5	<0.5	<0.5
	3-84-methylphenol	mg/kg	0.1	<0.1	<0.1	<0.1	<0.1	<0.1	<0.1	<0.1	<0.1
	Cresol Total	mg/kg	0.01	-	-	-	-	-	-	-	-
	Phenol	mg/kg	0.01	<0.1	<0.1	-	-	-	<0.5	-	-
Organotins	Phenols Monochydric	mg/kg	0.035	-	-	-	-	-	-	-	-
	Dibutyltin	mg/kg	-	-	-	-	-	-	-	-	-
	Monophenyltin	mg/kg	-	-	-	-	-	-	-	-	-
	Diphenyltin	mg/kg	-	-	-	-	-	-	-	-	-
	Monobutyltin	mg/kg	-	-	-	-	-	-	-	-	-
Pesticides	Tetraethyltin	mg/kg	0.001	<0.005	<0.005	-	-	<0.005	<0.005	<0.005	<0.005
	Triethyltin	mg/kg	-	-	-	-	-	-	-	-	-
	Triphenyltin	mg/kg	-	-	-	-	-	-	-	-	-
	Ethion	mg/kg	0.002	-	-	-	-	-	-	-	-
	Heptachlor epoxide	mg/kg	0.002	-	-	-	-	-	-	-	-
Pesticides	Methachlor	mg/kg	0.002	-	-	-	-	-	-	-	-
	Propetamphos	mg/kg	0.002	-	-	-	-	-	-	-	-
	Simetryn	mg/kg	0.05	-	-	-	-	-	-	-	-
	Sodium Acifluorfen	mg/kg	-	-	-	-	-	-	-	-	-
	Tosazene	mg/kg	0.003	-	-	-	-	-	-	-	-
	2,4,5-TP (Silvex)	mg/kg	-	-	-	-	-	-	-	-	-
	Hedonal	mg/kg	-	-	-	-	-	-	-	-	-
	2,4-DDT	mg/kg	0.003	-	-	-	-	-	-	-	-
	2,4-Dichloroac	mg/kg	-	-	-	-	-	-	-	-	-
	4-(2,4-Dichlorophenoxy)butyric Acid (2,4-DB)	mg/kg	-	-	-	-	-	-	-	-	-
	4,4-DDE	mg/kg	0.005	-	-	-	-	-	-	-	-
	4-Chlorophenoxy acetic acid	mg/kg	-	-	-	-	-	-	-	-	-
	a-BHC	mg/kg	0.002	24	-	-	-	-	-	-	-
	Aldrin	mg/kg	0.002	18	-	-	-	-	-	-	-
	Ametryn	mg/kg	0.05	-	-	-	-	-	-	-	-
	Acetyl (bovnil)	mg/kg	-	-	-	-	-	-	-	-	-
	Atraton	mg/kg	0.05	-	-	-	-	-	-	-	-
	Atrazine	mg/kg	0.05	1200	-	-	-	-	-	-	-
	Azinophos methyl	mg/kg	0.005	-	-	-	-	-	-	-	-
	b-BHC	mg/kg	0.002	8.1	-	-	-	-	-	-	-
	Bentazone	mg/kg	0.1	-	-	-	-	-	-	-	-
	Bromoxnil	mg/kg	-	-	-	-	-	-	-	-	-
	Carbofenthoion	mg/kg	0.003	-	-	-	-	-	-	-	-
	chlordan	mg/kg	0.002	-	-	-	-	-	-	-	-
	Chlordane (cis)	mg/kg	0.002	-	-	-	-	-	-	-	-
	Azinphos Ethyl	mg/kg	0.005	-	-	-	-	-	-	-	-
	Chlordane (trans)	mg/kg	0.05	-	-	-	-	-	-	-	-
	Chlorfenvinphos	mg/kg	0.003	-	-	-	-	-	-	-	-
	Chlorotoluron	mg/kg	-	-	-	-	-	-	-	-	-
	Chlorovifos	mg/kg	0.002	-	-	-	-	-	-	-	-
	Chlorpyrifos-methyl	mg/kg	0.002	-	-	-	-	-	-	-	-
	Cyanazine	mg/kg	-	-	-	-	-	-	-	-	-
	d-BHC	mg/kg	0.002	-	-	-	-	-	-	-	-
	DDD	mg/kg	0.005	-	-	-	-	-	-	-	-
	DDT	mg/kg	0.005	-	-	-	-	-	-	-	-
	Chlorothalonil	mg/kg	0.002	-	-	-	-	-	-	-	-
	Diazinon	mg/kg	0.001	-	-	-	-	-	-	-	-
	Dicamba	mg/kg	-	-	-	-	-	-	-	-	-
	Dichlobenil	mg/kg	0.001	-	-	-	-	-	-	-	-
	cis-Permethrin	mg/kg	0.003	-	-	-	-	-	-	-	-
	Dichlorvos	mg/kg	0.002	16	-	-	-	-	-	-	-
	Diclofop	mg/kg	-	-	-	-	-	-	-	-	-
	Dieldrin	mg/kg	0.005	18	-	-	-	-	-	-	-
	Dimethoate	mg/kg	0.003	-	-	-	-	-	-	-	-
	Dinoseb	mg/kg	-	-	-	-	-	-	-	-	-
	Diuron	mg/kg	-	-	-	-	-	-	-	-	-
	Endosulfan I	mg/kg	0.001	1200	-	-	-	-	-	-	-
	Endosulfan II	mg/kg	0.01	-	-	-	-	-	-	-	-
	Endosulfan sulphate	mg/kg	0.005	-	-	-	-	-	-	-	-
	Endrin	mg/kg	0.003	-	-	-	-	-	-	-	-
Endrin ketone	mg/kg	0.03	-	-	-	-	-	-	-	-	
Ethion	mg/kg	0.003	-	-	-	-	-	-	-	-	
Fenitrothion	mg/kg	0.005	-	-	-	-	-	-	-	-	
Fenitrothion	mg/kg	0.01	-	-	-	-	-	-	-	-	
Fluroxypyr	mg/kg	0.1	-	-	-	-	-	-	-	-	

		Field ID	OH07023-X-7.00-ES-191106	OH07023-X-8.00-ES-191106	OH07024-X-0.05-ES-191107	OH07024-X-0.55-ES-191107	OH07024-X-2.00-ES-191112	OH07024-X-3.00-ES-191112	OH07024-X-4.00-ES-191112	OH07024-X-5.00-ES-191112	OH07024-X-6.00-ES-191112	
		Location Code	OH07023	OH07023	OH07024	OH07024	OH07024	OH07024	OH07024	OH07024	OH07024	
		Sample Depth Range	7	8	0.05	0.55	2	3	4	5	6	
		Sample Date	06/11/2019	06/11/2019	07/11/2019	07/11/2019	12/11/2019	12/11/2019	12/11/2019	12/11/2019	12/11/2019	
		Matrix Description	C4SL Public Open Space (POS) Residential									
		Matrix Description	LQM S4UL Public Open Space (POS) Residential - 1% SOM									
Chem Group	ChemName	output unit	EQL									
	γ-BHC (Lindane)	mg/kg	0.001	8.2	-	-	-	-	-	-	-	
	Heptachlor	mg/kg	0.003	-	-	-	-	-	-	-	-	
	Isodrin	mg/kg	0.002	-	-	-	-	-	-	-	-	
	Isoproturon	mg/kg	-	-	-	-	-	-	-	-	-	
	Linuron	mg/kg	-	-	-	-	-	-	-	-	-	
	Malathion	mg/kg	0.002	-	-	-	-	-	-	-	-	
	2-Methyl-4-chlorobenzoic acid	mg/kg	-	-	-	-	-	-	-	-	-	
	2-Methyl-4-Chlorophenoxy Butanoic Acid	mg/kg	-	-	-	-	-	-	-	-	-	
	Mecoprop	mg/kg	-	-	-	-	-	-	-	-	-	
	Methoxychlor	mg/kg	0.005	-	-	-	-	-	-	-	-	
	Methyl parathion	mg/kg	0.01	-	-	-	-	-	-	-	-	
	Mevinphos (Phosdrin)	mg/kg	0.002	-	-	-	-	-	-	-	-	
	o,p-DDD	mg/kg	0.005	-	-	-	-	-	-	-	-	
	o,p'-DDE	mg/kg	0.002	-	-	-	-	-	-	-	-	
	o,p'-Methoxychlor	mg/kg	0.05	-	-	-	-	-	-	-	-	
	Parathion	mg/kg	0.005	-	-	-	-	-	-	-	-	
	Pendimethalin	mg/kg	0.01	-	-	-	-	-	-	-	-	
	Permethrin	mg/kg	0.05	-	-	-	-	-	-	-	-	
	Permethrin II	mg/kg	0.003	-	-	-	-	-	-	-	-	
	Phorate	mg/kg	0.01	-	-	-	-	-	-	-	-	
	Priniphos-methyl	mg/kg	0.002	-	-	-	-	-	-	-	-	
	Priniphos-ethyl	mg/kg	0.002	-	-	-	-	-	-	-	-	
	Prometon	mg/kg	0.05	-	-	-	-	-	-	-	-	
	Prometryn	mg/kg	0.05	-	-	-	-	-	-	-	-	
	Pronamide	mg/kg	0.002	-	-	-	-	-	-	-	-	
	Propazine	mg/kg	0.05	-	-	-	-	-	-	-	-	
	Propiconazole	mg/kg	-	-	-	-	-	-	-	-	-	
	Propoxycarbazono-sodium	mg/kg	-	-	-	-	-	-	-	-	-	
	Simazine	mg/kg	0.05	-	-	-	-	-	-	-	-	
	Terbutryn	mg/kg	0.05	-	-	-	-	-	-	-	-	
	Terbutylazine	mg/kg	0.05	-	-	-	-	-	-	-	-	
	Phoxalone	mg/kg	0.005	-	-	-	-	-	-	-	-	
	Phosphamidon	mg/kg	0.005	-	-	-	-	-	-	-	-	
	Triadimefon	mg/kg	0.002	-	-	-	-	-	-	-	-	
	Triallate	mg/kg	0.002	-	-	-	-	-	-	-	-	
	Triclopyr	mg/kg	0.1	-	-	-	-	-	-	-	-	
	Triclosan	mg/kg	-	-	-	-	-	-	-	-	-	
	Trifluralin	mg/kg	0.01	-	-	-	-	-	-	-	-	
	Tebuconazole	mg/kg	-	-	-	-	-	-	-	-	-	
	Telodrin	mg/kg	0.05	-	-	-	-	-	-	-	-	
	Triazophos	mg/kg	0.003	-	-	-	-	-	-	-	-	
SVOC TIC	SVOC TICs - Detect	Detect	-	-	-	-	-	-	-	-	-	
	Anthracene 9,10-	mg/kg	-	-	-	-	-	-	-	-	-	
	SVOC Tentatively Identified Compounds	mg/kg	0.1	-	-	-	-	-	-	-	-	
	Aniline	mg/kg	0.3	-	-	-	-	-	-	-	-	
VOC TIC	VOC TICs - Detect	Detect	-	-	-	-	-	-	-	-	-	
	VOC Tentatively Identified Compounds	mg/kg	0.05	-	-	-	-	-	-	-	-	
	Freon 113	mg/kg	0.005	-	-	-	-	-	-	-	-	
Other	Temperature	°C	-	-	-	-	-	-	-	-	-	
	Conductivity @ 20°C	µS/cm	14	-	-	-	-	-	-	-	-	
	% Stones <4mm	%	0	0	0	0	0	0	24.4	71.9	0	
	Fraction of non-crushable material	%	0	0	0	0	0	0	0	0	0	
	Moisture Content (dried @35°C)	%	-	-	-	-	-	-	-	-	-	
	Moisture Content 105C	%	0.1	43	43.9	30.3	26.6	27.9	24.6	27.8	33.8	
	pH (Lab)	pH Units	1	8.2	8.4	8.4	9	9.2	8.7	7.5	6.8	
	Stone Content	%	0.1	5.6	0	7.3	0	0	0	3.8	6.5	
	Total Organic Carbon	%	0.02	4.17	3.05	0.37	0.52	0.66	0.61	17.1	23	

**Env Stds Comments**  
 #1:GAC is only presented as speciated chromium. 7.7mg/kg is used for hexavalent. If hexavalent chromium (CVI) data is available, a value of 1,500mg/kg r  
 #2:C4SL for lead adopted  
 #3:GAC only presented as speciated mercury. 16mg/kg is used for elemental mercury. If the CSM indicates that elemental mercury is not a CoC and mercury  
 #4:Updated S4UL for nickel  
 #5:S4UL exceeds solubility saturation limit  
 #6:Criteria derived for Al<sup>3</sup>-C16-C35 split between Al<sup>3</sup>-C16-21 & Al<sup>3</sup>-C21-35. Requires summation of fractions to use Al<sup>3</sup>-C16-C35 criteria.  
 #7:Criteria presented is for p-xylene. A separate value is presented for o-xylene.  
 #8:S4UL based on a threshold protective of direct skin contact with phenol

**Legend**

8.2	Results exceeds GAC.
<50	Results MDL is greater than GAC.
NAD	No asbestos detected.
-	Determinand has not been tested for.

**Notes**  
 A range is given where a determinand has been analysed for by more than one method.

Chem Group	ChemName	output unit	EQL	Matrix Description										
				Field ID	Location Code	Sample Depth	Range	Sampled Date	Time	12/11/2019	13/11/2019	16/10/2019	16/10/2019	28/10/2019
				OH7024-X-7.00-ES-191112	OH7024-X-8.00-ES-191113	OH7024-X-8.00-ES-191113	OH7026-X-0.05-ES-191016	OH7026-X-1.20-ES-191016	OH7026-X-10.70-ES-191028	OH7026-X-14.00-ES-191028	OH7026-X-2.20-ES-191022	OH7026-X-22.90-ES-191030	OH7026-X-22.90-ES-191030	
				OH7024	OH7024	OH7024	OH7026	OH7026	OH7026	OH7026	OH7026	OH7026	OH7026	
				7	8	8	0.05	1.2	10.7	14	2.2	22.9	22.9	
				C4SL Public Open Space (POS) Residential	LQM S4UL Public Open Space (POS) Residential - 1% SOM									
Chem Group	ChemName	output unit	EQL											
Anthrax	Detection of Anthrax (Bacillus Anthracis)	Not Isolated	-	-	-	-	-	-	-	-	-	-	-	
Metals	Antimony	mg/kg	0.1	-	4.2	-	0.4	2.4	-	-	-	2.5	0.4	
	Arsenic	mg/kg	0.3	79	12.8	14.9	11	14.4	15.3	14.9	10	10.6	8.8	
	Boron	mg/kg	0.5	21000	19.8	12.5	2.8	2.9	17.8	17.8	2.1	14.6	13	
	Cadmium	mg/kg	0.02	220	0.27	0.2	0.14	0.27	0.21	0.22	0.34	0.23	0.48	
	Chromium (hexavalent)	mg/kg	0.1	21	7.7	0.4	<0.1	<0.1	<0.1	<0.1	<0.1	<0.1	<0.1	
	Chromium	mg/kg	0.5	21	34.3	36.5	38.4	31.1	38.1	29.2	30.4	23.3	23.8	
	Cobalt	mg/kg	0.1	-	-	-	-	-	-	-	-	-	-	
	Copper	mg/kg	0.5	12000	56.8	24	26.7	42.7	23.8	37.4	26.7	15.2	26.4	
	Lead	mg/kg	0.5	630	99.8	38.5	14.6	112.9	76.1	23.6	79.3	11.2	20	
	Mercury	mg/kg	0.1	3	0.45	<0.1	<0.1	0.31	<0.1	<0.1	0.2	0.9	<0.1	
	Molybdenum	mg/kg	0.1	-	1.2	-	0.6	1.6	-	-	2	0.9	<0.2	
	Nickel	mg/kg	0.2	23000	25.7	26.3	35.3	31.8	30.6	22.8	25.5	27	25.2	
	Selenium	mg/kg	0.5	1100	0.6	<0.5	1.2	0.9	1.2	1.2	0.8	1.3	0.9	
	Vanadium	mg/kg	0.2	2000	48	80.9	80.9	45	106.8	79.5	34.9	37	38.2	
	Zinc	mg/kg	1.9	81000	186.6	87.6	89.1	140.7	135.7	75.8	91.4	91.4	91.4	
Asbestos	Anthophyllite	Detect	-	-	-	-	-	-	-	-	-	-	-	
	Asbestos Containing Material	Detect	-	-	-	-	-	-	-	-	-	-	-	
	Asbestos Analysis Comments	-	-	-	-	-	-	-	-	-	-	-	-	
	Asbestos PCOM Quantification	%	0.001	-	-	-	-	-	-	-	-	-	-	
	Asbestos Quantification Total	%	0.001	-	-	-	-	-	-	-	-	-	-	
	Asbestos: Actinolite	Detect	-	-	-	-	-	-	-	-	-	-	-	
	Additional Asbestos Components (Using TM048)	Comment	-	-	-	-	-	-	-	-	-	-	-	
	Crocidolite Asbestos	Detect	-	-	-	-	-	-	-	-	-	-	-	
	Asbestos Gravimetric Quantification	%	0.001	-	-	-	-	-	-	-	-	-	-	
	Asbestos ID (Stage 1)	Detect	-	NAD	NAD	NAD	NAD	NAD	NAD	NAD	NAD	NAD	NAD	
	Chrysotile Asbestos	Detect	-	-	-	-	-	-	-	-	-	-	-	
	Amosite Asbestos	Detect	-	-	-	-	-	-	-	-	-	-	-	
	Non-Asbestos Fibre	Detect	-	-	-	-	-	-	-	-	-	-	-	
	Tremolite	Detect	-	-	-	-	-	-	-	-	-	-	-	
Inorganics	Ammoniacal Nitrogen as N	mg/kg	12	-	-	-	-	-	-	-	-	-	-	
	Cyanide (Free)	mg/kg	0.5	<0.5	<0.5	<0.5	<0.5	<0.5	<0.5	<0.5	<0.5	<0.5	<0.5	
	Cyanide Total	mg/kg	0.5	<0.5	<0.5	<0.5	<0.5	<0.5	<0.5	<0.5	<0.5	<0.5	<0.5	
	Cyanides-complex	mg/kg	1	-	-	-	-	-	-	-	-	-	-	
	Phosphates	mg/kg	4	-	-	-	-	-	-	-	-	-	-	
PAH	Coronene	mg/kg	0.3	<0.3	-	-	-	-	-	-	<0.3	-	-	
	Naphthalene	mg/kg	0.005	4900	<0.005	<0.08	<0.08	0.08	<0.08	<0.08	<0.1 - 0.13	<0.08	<0.08	
	Acenaphthene	mg/kg	0.008	15000	<0.08	<0.08	<0.08	0.09	<0.08	<0.08	<0.1 - 0.3	<0.08	<0.08	
	Acenaphthylene	mg/kg	0.012	15000	<0.08	<0.08	<0.08	0.24	<0.08	<0.08	<0.08	<0.08	<0.08	
	Fluoranthene	mg/kg	0.017	3100	<0.2 - 0.15	<0.08	<0.08	3.88	<0.08	<0.08	0.864 - 3.49	<0.08	<0.08	
	Anthracene	mg/kg	0.016	74000	<0.08	<0.08	<0.08	0.46	<0.08	<0.08	0.204 - 0.85	<0.08	<0.08	
	Phenanthrene	mg/kg	0.015	3100	<0.08	<0.08	<0.08	1.1	<0.08	<0.08	0.602 - 2.73	<0.08	<0.08	
	Fluorene	mg/kg	0.01	9900	<0.08	<0.08	<0.08	0.09	<0.08	<0.08	<0.2 - 0.32	<0.08	<0.08	
	Chrysene	mg/kg	0.01	57	<0.08	<0.08	<0.08	1.86	<0.08	<0.08	0.439 - 1.36	<0.08	<0.08	
	Pyrene	mg/kg	0.015	7400	<0.2 - 0.1	<0.08	<0.08	3.51	<0.08	<0.08	0.748 - 2.9	<0.08	<0.08	
	Benzo[a]anthracene	mg/kg	0.014	29	<0.08	<0.08	<0.08	2	<0.08	<0.08	0.504 - 1.4	<0.08	<0.08	
	Benzo[b]fluoranthene	mg/kg	0.015	71	<0.2 - 0.08	<0.08	<0.08	2.57	<0.08	<0.08	0.557 - 1.72	<0.08	<0.08	
	Benzo[k]fluoranthene	mg/kg	0.014	190	<0.08	<0.08	<0.08	1.03	<0.08	<0.08	<0.2 - 0.72	<0.08	<0.08	
	Benzo[a]pyrene	mg/kg	0.015	5.7	<0.08	<0.08	<0.08	2.11	<0.08	<0.08	0.438 - 1.42	<0.08	<0.08	
	Dibenz[a,h]anthracene	mg/kg	0.023	0.57	<0.08	<0.08	<0.08	0.31	<0.08	<0.08	<0.5 - 0.23	<0.08	<0.08	
	Benzo[ghi]perylene	mg/kg	0.024	640	<0.08	<0.08	<0.08	1.3	<0.08	<0.08	<0.5 - 0.7	<0.08	<0.08	
	Indeno[1,2,3-c,d]perylene	mg/kg	0.018	82	<0.08	<0.08	<0.08	1.5	<0.08	<0.08	<0.5 - 1.14	<0.08	<0.08	
	PAH 16 Total	mg/kg	0.118	-	<1.38	<1.28	<1.28	22.1	<1.28	<1.28	<19.5	<1.28	<1.28	
TPH CWG	>C6-C8 Aliphatics	mg/kg	0.01	<0.2	<0.2	<0.2	<0.2	<0.2	<0.2	<0.2	<0.2	<0.2	<0.2	
	>C6-C7 Aliphatics	mg/kg	0.2	600000	<0.2	<0.2	<0.2	<0.2	<0.2	<0.2	<0.2	<0.2	<0.2	
	>C6-C8 Aliphatics	mg/kg	0.01	600000	<0.2	<0.2	<0.2	<0.2	<0.2	<0.2	<0.2	<0.2	<0.2	
	>C10-C44 Aliphatics	mg/kg	5	-	-	-	-	-	-	-	-	-	-	
	>C7-C8 Aliphatics	mg/kg	0.2	98.2	<0.2	<0.2	<0.2	<0.2	<0.2	<0.2	<0.2	<0.2	<0.2	
	>C10-C44 Aliphatics/Aromatics	mg/kg	10	-	-	-	-	-	-	-	-	-	-	
	>C8-C10 Aliphatics	mg/kg	0.01	13000	<0.2	<0.2	<0.2	<0.2	<0.2	<0.2	<0.2	<0.2	<0.2	
	>C10-C12 Aliphatics	mg/kg	0.01	13000	<4	<4	<4	<4	<4	<4	<4	<4	<4	
	>C12-C16 Aliphatics	mg/kg	0.1	19000	<4	<4	<4	20.1	<4	<4	<4	<4	<4	
	>C16-C21 Aliphatics	mg/kg	0.1	125000 <sup>RM</sup>	<4	<4	<4	10.1	<4	<4	<4	<4	<4	
	>C21-C35 Aliphatics	mg/kg	0.1	125000 <sup>RM</sup>	10.8	<4	<4	63.7	<4	<4	<4	<4	<4	
	>C35-C44 Aliphatics	mg/kg	0.1	250000	-	-	-	-	-	-	-	-	-	
	>C5-C10 Aliphatics	mg/kg	0.05	-	-	-	-	-	-	-	-	-	-	
	>C8-C40 Aliphatics	mg/kg	20	<20	<20	<20	<20	86.7	<20	<20	<20	<20	<20	
	Total Aliphatics >C12-C44	mg/kg	0.1	-	-	-	-	104	-	-	49.9	<20	<20	
	>E5-EC10 Aromatics	mg/kg	0.05	-	-	-	-	-	-	-	-	-	-	
	>E5-EC7 Aromatics	mg/kg	0.01	56000	<0.01	<0.01	<0.01	<0.01	<0.01	<0.01	<0.01	<0.01	<0.01	
	>EC6-EC7 Aromatics	mg/kg	0.01	-	-	-	-	-	-	-	-	-	-	
	>E7-EC8 Aromatics	mg/kg	0.01	56000	<0.01	<0.01	<0.01	<0.01	<0.01	<0.01	<0.01	<0.01	<0.01	
	>EC8-EC10 Aromatics	mg/kg	0.01	5000	<4	<4	<4	<4	<4	<4	<4	<4	<4	
	>EC10-EC12 Aromatics	mg/kg	0.01	5000	<4	<4	<4	<4	<4	<4	<4	<4	<4	
	>EC8-EC40 Aromatics	mg/kg	20	20.2	<20	<20	<20	28.5	<20	<20	<20	<20	<20	
	>EC10-EC44 Aromatics	mg/kg	5	-	-	-	-	-	-	-	-	-	-	
	>EC12-EC16 Aromatics	mg/kg	0.1	5100	<4	<4	<4	<4	<4	<4	41.7	<4	<4	
	>EC16-EC21 Aromatics	mg/kg	0.1	3800	<4	<4	<4	14.5	<4	<4	21.2	<4	<4	
	>EC21-EC35 Aromatics	mg/kg	0.1	3800	16.8	<4	<4	10.7	<4	<4	59	<4	<4	
	>EC35-EC44 Aromatics	mg/kg	0.1	3800	-	-	-	-	-	-	-	-	-	
	>EC40-EC44 Aromatics	mg/kg	0.1	-	-	-	-	-	-	-	-	-	-	
	>EC12-EC44 Aromatics	mg/kg	0.1	-	-	-	-	-	-	-	-	-	-	
	TPH Aliphatics & Aromatics >C5-44	mg/kg	0.1	-	-	-	-	-	-	-	-	-	-	

Chem Group	ChemName	output unit	EQL	Matrix Description										
				C4SUL Public Open Space (POS) Residential - 1% SOM										
				Field ID	Location Code	OH07024-X-7.00-ES-191112	OH07024-X-8.00-ES-191113	OH07026-X-0.05-ES-191016	OH07026-X-1.20-ES-191016	OH07026-X-10.70-ES-191028	OH07026-X-14.00-ES-191028	OH07026-X-2.20-ES-191022	OH07026-X-22.90-ES-191030	OH07026-X-22.90-ES-191030
Sample Depth	Range	7	8	0.05	1.2	10.7	14	2.2	22.9	22.9	22.9			
Sampled Date	Time	12/11/2019	13/11/2019	16/10/2019	16/10/2019	28/10/2019	28/10/2019	22/10/2019	30/10/2019	30/10/2019	30/10/2019			
		LQM S4UL Public Open Space (POS) Residential - 1% SOM												
TPH	>C6-C6	mg/kg	0.02	<0.2	-	<0.2	<0.2	-	-	<0.2	<0.2	<0.2		
	>C6-C7	mg/kg	0.02	<0.2	-	<0.2	<0.2	-	-	<0.2	<0.2	<0.2		
	>C7-C8	mg/kg	0.02	<0.2	-	<0.2	<0.2	-	-	<0.2	<0.2	<0.2		
	>C8-C9	mg/kg	0.2	-	-	<0.2	<0.2	-	-	<0.2	<0.2	<0.2		
	>C9-C10	mg/kg	0.02	<0.2	<0.2	<0.2	<0.2	<0.2	<0.2	<0.2	<0.2	<0.2		
	>C10-C12	mg/kg	0.02	<2	-	<2	<2	-	-	<2	<2	<2		
	>C12-C16	mg/kg	2	-	<2	-	-	2.59	<2	-	-	-		
	>C16-C21	mg/kg	2	-	<2	-	-	7.66	11.6	-	-	-		
	>C21-C28	mg/kg	35	-	-	-	-	-	-	-	-	-		
	>C21-C35	mg/kg	4.38	-	9.41	-	-	38.2	45.1	-	-	-		
	>C28-C35	mg/kg	35	-	-	-	-	-	-	-	-	-		
	>C31-C40	mg/kg	10	-	10.8	-	-	42.2	49.2	-	-	-		
	>C35-C40	mg/kg	35	-	-	-	-	-	-	-	-	-		
	GRO >C5-10	mg/kg	0.02	-	-	-	-	-	-	-	-	-		
	TPH >C8-C40	mg/kg	10	-	<144.5	-	-	<53.4	<63.6	-	-	-		
	EPH >C5-40	mg/kg	35	-	-	-	-	-	-	-	-	-		
	EPH >C10-40	mg/kg	35	-	-	-	-	-	-	-	-	-		
	GRO	mg/kg	0.2	<0.2	-	<0.2	<0.2	-	-	<0.2	<0.2	<0.2		
	TPH by GC/ED (AR)	mg/kg	10	-	12.9	-	-	54.2	65.4	-	-	-		
BTEX and MTBE	Benzene	mg/kg	0.001	140	72	<0.01	<0.01	<0.001	<0.01	<0.01	<0.001	<0.001		
	Toluene	mg/kg	0.005		56000	<0.01	<0.005	<0.005	<0.01	<0.005	<0.005	<0.005		
	Ethylbenzene	mg/kg	0.002		24000	<0.002	-	<0.01	<0.01	<0.002	<0.01	<0.01		
	Xylene (m & o)	mg/kg	0.004		41000	<0.004	-	<0.004	<0.004	<0.004	<0.004	<0.004		
	Xylene (o)	mg/kg	0.002		41000	<0.002	-	<0.002	<0.002	<0.002	<0.002	<0.002		
	Xylene Total	mg/kg	0.02			<0.03	-	<0.03	<0.03	<0.03	<0.03	<0.03		
	MTBE	mg/kg	0.001			<0.001	-	-	-	0.002	-	-		
	Total BTEX	mg/kg	0.04			<0.04	-	-	-	-	-	-		
VOC	Styrene	mg/kg	0.001			<0.001	-	-	-	<0.001	-	-		
	cis-1,3-dichloroethene	mg/kg	0.001			<0.001	-	-	-	<0.001	-	-		
	trans-1,3-dichloroethene	mg/kg	0.001			<0.001	-	-	-	<0.001	-	-		
	1,1,1,2-tetrachloroethane	mg/kg	0.001	1400		<0.001	-	-	-	<0.001	-	-		
	1,1,1-trichloroethane	mg/kg	0.001	140000		<0.001	-	-	-	<0.001	-	-		
	1,1,2,2-tetrachloroethane	mg/kg	0.001	1400		<0.001	-	-	-	<0.001	-	-		
	1,1,2-dichloroethane	mg/kg	0.001			<0.001	-	-	-	<0.001	-	-		
	1,1-dichloroethane	mg/kg	0.001			<0.001	-	-	-	<0.001	-	-		
	1,1-dichloroethene	mg/kg	0.001			<0.001	-	-	-	<0.001	-	-		
	1,1-dichloroethane	mg/kg	0.001			<0.001	-	-	-	<0.001	-	-		
	1,2-dichloroethane	mg/kg	0.001			<0.001	-	-	-	<0.001	-	-		
	1,2-dichloroethene	mg/kg	0.001			<0.001	-	-	-	<0.001	-	-		
	1,2-dibromo-3-chloropropane	mg/kg	0.001			<0.001	-	-	-	<0.001	-	-		
	1,2-dibromopropane	mg/kg	0.001			<0.001	-	-	-	<0.001	-	-		
	1,2-dichloropropane	mg/kg	0.001	29		<0.001	-	-	-	<0.001	-	-		
	1,2-dichloroethane	mg/kg	0.001			<0.001	-	-	-	<0.001	-	-		
	1,3,5-trimethylbenzene	mg/kg	0.001			<0.001	-	-	-	<0.001	-	-		
	1,3-dichloropropane	mg/kg	0.001			<0.001	-	-	-	<0.001	-	-		
	2,2-dichloropropane	mg/kg	0.001			<0.001	-	-	-	<0.001	-	-		
	2-chlorotoluene	mg/kg	0.001			<0.001	-	-	-	<0.001	-	-		
	4-chlorotoluene	mg/kg	0.001			<0.001	-	-	-	<0.001	-	-		
	Bromobenzene	mg/kg	0.001			<0.001	-	-	-	<0.001	-	-		
	Bromochloromethane	mg/kg	0.001			<0.001	-	-	-	<0.001	-	-		
	Bromodichloromethane	mg/kg	0.001			<0.001	-	-	-	<0.001	-	-		
	Bromoform	mg/kg	0.001			<0.001	-	-	-	<0.001	-	-		
	Bromomethane	mg/kg	0.001			<0.001	-	-	-	<0.001	-	-		
	Carbon disulfide	mg/kg	0.007	11000		<0.007	-	-	-	<0.007	-	-		
	Carbon tetrachloride	mg/kg	0.001	890		<0.001	-	-	-	<0.001	-	-		
	Chlorodibromomethane	mg/kg	0.001			<0.001	-	-	-	<0.001	-	-		
	Chloroethane	mg/kg	0.002			<0.002	-	-	-	<0.002	-	-		
	Chloroform	mg/kg	0.001	2500		<0.001	-	-	-	<0.001	-	-		
	Chloromethane	mg/kg	0.003			<0.003	-	-	-	<0.003	-	-		
	cis-1,2-dichloroethene	mg/kg	0.005			<0.005	-	-	-	<0.005	-	-		
	Dibromomethane	mg/kg	0.001			<0.001	-	-	-	<0.001	-	-		
	Dichlorodifluoromethane	mg/kg	0.001			<0.001	-	-	-	<0.001	-	-		
	Dichloromethane	mg/kg	0.01			<0.01	-	-	-	<0.01	-	-		
	Isopropylbenzene	mg/kg	0.001			<0.001	-	-	-	<0.001	-	-		
	m-butylbenzene	mg/kg	0.001			<0.001	-	-	-	<0.001	-	-		
	n-propylbenzene	mg/kg	0.001			<0.001	-	-	-	<0.001	-	-		
	p-isocrotyltoluene	mg/kg	0.001			<0.001	-	-	-	<0.001	-	-		
	sec-butylbenzene	mg/kg	0.001			<0.001	-	-	-	<0.001	-	-		
	Trichloroethene	mg/kg	0.001	120		<0.001	-	-	-	<0.001	-	-		
	tert-butylbenzene	mg/kg	0.001			<0.001	-	-	-	<0.001	-	-		
	Tetrachloroethene	mg/kg	0.003	1400		<0.003	-	-	-	<0.003	-	-		
	trans-1,2-dichloroethene	mg/kg	0.001			<0.001	-	-	-	<0.001	-	-		
	Trichlorofluoromethane	mg/kg	0.001			<0.001	-	-	-	<0.001	-	-		
	Vinyl chloride	mg/kg	0.001	3.5		<0.001	-	-	-	<0.001	-	-		
	tert-Amyl methyl ether	mg/kg	0.01			<0.01	-	-	-	<0.01	-	-		
VOC/SVOC	1,2,3-trichlorobenzene	mg/kg	0.001	1800		<0.001	-	-	-	<0.001	-	-		
	1,2,4-trichlorobenzene	mg/kg	0.003	15000		<0.003	-	-	-	<0.003	-	-		
	1,2-dichlorobenzene	mg/kg	0.001	90000		<0.001	-	-	-	<0.001	-	-		
	1,3,5-Trichlorobenzene	mg/kg	0.001	1700		<0.001	-	-	-	<0.001	-	-		
	1,3-dichlorobenzene	mg/kg	0.001	300		<0.001	-	-	-	<0.001	-	-		
	1,4-dichlorobenzene	mg/kg	0.001	17000		<0.001	-	-	-	<0.001	-	-		
	Chlorobenzene	mg/kg	0.001	11000		<0.001	-	-	-	<0.001	-	-		
	Hexachlorobutadiene	mg/kg	0.002	25		<0.002	-	-	-	<0.002	-	-		



Chem Group	ChemName	output unit	EQL	Matrix Description																			
				Sampled Date Time		12/11/2019		13/11/2019		16/10/2019		16/10/2019		28/10/2019		28/10/2019		22/10/2019		30/10/2019		30/10/2019	
				Field ID	Location Code	OH7024-X-7.00-ES-191112	OH7024-X-8.00-ES-191113	OH7026-X-0.05-ES-191016	OH7026-X-1.20-ES-191016	OH7026-X-10.70-ES-191028	OH7026-X-14.00-ES-191028	OH7026-X-2.20-ES-191022	OH7026-X-22.90-ES-191030	OH7026-X-22.90-ES-191030	OH7024	OH7024	OH7026	OH7026	OH7026	OH7026	OH7026	OH7026	OH7026
				LQM S4UL Public Open Space (POS) Residential - 1% SOM																			
Phenolics	Xenolene	mg/kg	0.015	-	-	-	-	-	-	-	-	-	-	-	-	-	-	-	-	-	-	-	
	Phenol Index	mg/kg	0.5	<0.5	<0.5	<0.5	<0.5	<0.5	<0.5	<0.5	<0.5	<0.5	<0.5	<0.5	<0.5	<0.5	<0.5	<0.5	<0.5	<0.5	<0.5	<0.5	
	3-M-methylphenol	mg/kg	0.1	<0.1	-	-	-	-	-	-	-	-	-	-	-	-	-	-	-	-	-	-	
	Cresol Total	mg/kg	0.01	-	-	-	-	-	-	-	-	-	-	-	-	-	-	-	-	-	-	-	
	Phenol	mg/kg	0.01	<0.1	-	-	-	-	-	-	-	-	-	<0.1	-	-	-	-	-	-	-	-	
	Phenols Monochydric	mg/kg	0.035	-	-	-	-	-	-	-	-	-	-	-	-	-	-	-	-	-	-	-	
Organofins	Dibutyltin	mg/kg	-	-	-	-	-	-	-	-	-	-	-	-	-	-	-	-	-	-	-	-	
	Monophenyltin	mg/kg	-	-	-	-	-	-	-	-	-	-	-	-	-	-	-	-	-	-	-	-	
	Diphenyltin	mg/kg	-	-	-	-	-	-	-	-	-	-	-	-	-	-	-	-	-	-	-	-	
	Monobutyltin	mg/kg	-	-	-	-	-	-	-	-	-	-	-	-	-	-	-	-	-	-	-	-	
	Tetrabutyltin	mg/kg	-	-	-	-	-	-	-	-	-	-	-	-	-	-	-	-	-	-	-	-	
	Tributyltin	mg/kg	0.001	<0.005	-	-	-	-	-	-	-	-	-	-	-	-	-	-	-	-	-	-	
	Triphenyltin	mg/kg	-	-	-	-	-	-	-	-	-	-	-	-	-	-	-	-	-	-	-	-	
Pesticides	Etrinfos	mg/kg	0.002	-	-	-	-	-	-	-	-	-	-	-	-	-	-	-	-	-	-	-	
	Hepatachlor epoxide	mg/kg	0.002	-	-	-	-	-	-	-	-	-	-	-	-	-	-	-	-	-	-	-	
	Methachloros	mg/kg	0.002	-	-	-	-	-	-	-	-	-	-	-	-	-	-	-	-	-	-	-	
	Propetamphos	mg/kg	0.002	-	-	-	-	-	-	-	-	-	-	-	-	-	-	-	-	-	-	-	
	Simetryn	mg/kg	0.05	-	-	-	-	-	-	-	-	-	-	-	-	-	-	-	-	-	-	-	
	Sodium Acifluorfen	mg/kg	-	-	-	-	-	-	-	-	-	-	-	-	-	-	-	-	-	-	-	-	
	Tetrazane	mg/kg	0.003	-	-	-	-	-	-	-	-	-	-	-	-	-	-	-	-	-	-	-	
	2,4,5-TP (Silvex)	mg/kg	-	-	-	-	-	-	-	-	-	-	-	-	-	-	-	-	-	-	-	-	
	Hedonal	mg/kg	-	-	-	-	-	-	-	-	-	-	-	-	-	-	-	-	-	-	-	-	
	2,4-DDT	mg/kg	0.003	-	-	-	-	-	-	-	-	-	-	-	-	-	-	-	-	-	-	-	
	2,4-Dichloroac	mg/kg	-	-	-	-	-	-	-	-	-	-	-	-	-	-	-	-	-	-	-	-	
	4-(2,4-Dichlorophenoxy)butyric Acid (2,4-DB)	mg/kg	-	-	-	-	-	-	-	-	-	-	-	-	-	-	-	-	-	-	-	-	
	4,4-DDE	mg/kg	0.005	-	-	-	-	-	-	-	-	-	-	-	-	-	-	-	-	-	-	-	
	4-Chlorophenoxy acetic acid	mg/kg	-	-	-	-	-	-	-	-	-	-	-	-	-	-	-	-	-	-	-	-	
	a-BHC	mg/kg	0.002	24	-	-	-	-	-	-	-	-	-	-	-	-	-	-	-	-	-	-	
	Aldrin	mg/kg	0.002	18	-	-	-	-	-	-	-	-	-	-	-	-	-	-	-	-	-	-	
	Ametryn	mg/kg	0.05	-	-	-	-	-	-	-	-	-	-	-	-	-	-	-	-	-	-	-	
	Acetyl (hexnill)	mg/kg	-	-	-	-	-	-	-	-	-	-	-	-	-	-	-	-	-	-	-	-	
	Atraton	mg/kg	0.05	-	-	-	-	-	-	-	-	-	-	-	-	-	-	-	-	-	-	-	
	Atrazine	mg/kg	0.05	1200	-	-	-	-	-	-	-	-	-	-	-	-	-	-	-	-	-	-	
	Azinophos methyl	mg/kg	0.005	-	-	-	-	-	-	-	-	-	-	-	-	-	-	-	-	-	-	-	
	b-BHC	mg/kg	0.002	8.1	-	-	-	-	-	-	-	-	-	-	-	-	-	-	-	-	-	-	
	Bentazone	mg/kg	0.1	-	-	-	-	-	-	-	-	-	-	-	-	-	-	-	-	-	-	-	
	Bromoxnill	mg/kg	-	-	-	-	-	-	-	-	-	-	-	-	-	-	-	-	-	-	-	-	
	Carbofenthoion	mg/kg	0.003	-	-	-	-	-	-	-	-	-	-	-	-	-	-	-	-	-	-	-	
	chlordan	mg/kg	0.002	-	-	-	-	-	-	-	-	-	-	-	-	-	-	-	-	-	-	-	
	Chlordane (cis)	mg/kg	0.002	-	-	-	-	-	-	-	-	-	-	-	-	-	-	-	-	-	-	-	
	Azinphos Ethyl	mg/kg	0.005	-	-	-	-	-	-	-	-	-	-	-	-	-	-	-	-	-	-	-	
	Chlordane (trans)	mg/kg	0.05	-	-	-	-	-	-	-	-	-	-	-	-	-	-	-	-	-	-	-	
	Chlorfenvinphos	mg/kg	0.003	-	-	-	-	-	-	-	-	-	-	-	-	-	-	-	-	-	-	-	
	Chlorotoluron	mg/kg	-	-	-	-	-	-	-	-	-	-	-	-	-	-	-	-	-	-	-	-	
	Chlorovifos	mg/kg	0.002	-	-	-	-	-	-	-	-	-	-	-	-	-	-	-	-	-	-	-	
	Chlorpyrifos-methyl	mg/kg	0.002	-	-	-	-	-	-	-	-	-	-	-	-	-	-	-	-	-	-	-	
	Cyanazine	mg/kg	-	-	-	-	-	-	-	-	-	-	-	-	-	-	-	-	-	-	-	-	
	d-BHC	mg/kg	0.002	-	-	-	-	-	-	-	-	-	-	-	-	-	-	-	-	-	-	-	
	DDD	mg/kg	0.005	-	-	-	-	-	-	-	-	-	-	-	-	-	-	-	-	-	-	-	
	DDT	mg/kg	0.005	-	-	-	-	-	-	-	-	-	-	-	-	-	-	-	-	-	-	-	
	Chlorothalonil	mg/kg	0.002	-	-	-	-	-	-	-	-	-	-	-	-	-	-	-	-	-	-	-	
	Diazinon	mg/kg	0.001	-	-	-	-	-	-	-	-	-	-	-	-	-	-	-	-	-	-	-	
	Dicamba	mg/kg	-	-	-	-	-	-	-	-	-	-	-	-	-	-	-	-	-	-	-	-	
	Dichlobenil	mg/kg	0.001	-	-	-	-	-	-	-	-	-	-	-	-	-	-	-	-	-	-	-	
	cis-Permethrin	mg/kg	0.003	-	-	-	-	-	-	-	-	-	-	-	-	-	-	-	-	-	-	-	
	Dichlorvos	mg/kg	0.002	16	-	-	-	-	-	-	-	-	-	-	-	-	-	-	-	-	-	-	
	Diclofop	mg/kg	-	-	-	-	-	-	-	-	-	-	-	-	-	-	-	-	-	-	-	-	
	Dieldrin	mg/kg	0.005	18	-	-	-	-	-	-	-	-	-	-	-	-	-	-	-	-	-	-	
	Dimethoate	mg/kg	0.003	-	-	-	-	-	-	-	-	-	-	-	-	-	-	-	-	-	-	-	
	Dinoseb	mg/kg	-	-	-	-	-	-	-	-	-	-	-	-	-	-	-	-	-	-	-	-	
	Diuron	mg/kg	-	-	-	-	-	-	-	-	-	-	-	-	-	-	-	-	-	-	-	-	
	Endosulfan I	mg/kg	0.001	1200	-	-	-	-	-	-	-	-	-	-	-	-	-	-	-	-	-	-	
	Endosulfan II	mg/kg	0.01	-	-	-	-	-	-	-	-	-	-	-	-	-	-	-	-	-	-	-	
	Endosulfan sulphate	mg/kg	0.005	-	-	-	-	-	-	-	-	-	-	-	-	-	-	-	-	-	-	-	
	Endrin	mg/kg	0.003	-	-	-	-	-	-	-	-	-	-	-	-	-	-	-	-	-	-	-	
	Endrin ketone	mg/kg	0.03	-	-	-	-	-	-	-	-	-	-	-	-	-	-	-	-	-	-	-	
	Ethion	mg/kg	0.003	-	-	-	-	-	-	-	-	-	-	-	-	-	-	-	-	-	-	-	
	Fenitrothion	mg/kg	0.005	-	-	-	-	-	-	-	-	-	-	-	-	-	-	-	-	-	-	-	
	Fenthion	mg/kg	0.01	-	-	-	-	-	-	-	-	-	-	-	-	-	-	-	-	-	-	-	
	Fluroxypyr	mg/kg	0.1	-	-	-	-	-	-	-	-	-	-	-	-	-	-	-	-	-	-	-	

		Field ID	OH7024-X-7.00-ES-191112	OH7024-X-8.00-ES-191113	OH7026-X-0.05-ES-191016	OH7026-X-1.20-ES-191016	OH7026-X-10.70-ES-191028	OH7026-X-14.00-ES-191028	OH7026-X-2.20-ES-191022	OH7026-X-22.90-ES-191030	OH7026-X-22.90-ES-191030	
		Location Code	OH7024	OH7024	OH7026	OH7026	OH7026	OH7026	OH7026	OH7026	OH7026	
		Sample Depth Range	7	8	0.05	1.2	10.7	14	2.2	22.9	22.9	
		Sample Date	12/11/2019	13/11/2019	16/10/2019	16/10/2019	28/10/2019	28/10/2019	22/10/2019	30/10/2019	30/10/2019	
		Matrix Description	LQM S4UL Public Open Space (POS) Residential - 1% SOM									
		C4SL Public Open Space (POS) Residential										
Chem Group	ChemName	output unit	EQL									
	o-BHC (Lindane)	mg/kg	0.001	-	-	-	-	-	-	-	-	
	Heptachlor	mg/kg	0.003	-	-	-	-	-	-	-	-	
	Isodrin	mg/kg	0.002	-	-	-	-	-	-	-	-	
	Isoproturon	mg/kg	-	-	-	-	-	-	-	-	-	
	Linuron	mg/kg	-	-	-	-	-	-	-	-	-	
	Malathion	mg/kg	0.002	-	-	-	-	-	-	-	-	
	2-Methyl-4-chlorophenoxyacetic acid	mg/kg	-	-	-	-	-	-	-	-	-	
	2-Methyl-4-Chlorophenoxy Butanoic Acid	mg/kg	-	-	-	-	-	-	-	-	-	
	Mecoprop	mg/kg	-	-	-	-	-	-	-	-	-	
	Methoxychlor	mg/kg	0.005	-	-	-	-	-	-	-	-	
	Methyl parathion	mg/kg	0.01	-	-	-	-	-	-	-	-	
	Mevinphos (Phosdrin)	mg/kg	0.002	-	-	-	-	-	-	-	-	
	o,p-DDD	mg/kg	0.005	-	-	-	-	-	-	-	-	
	o,p'-DDE	mg/kg	0.002	-	-	-	-	-	-	-	-	
	o,p'-Methoxychlor	mg/kg	0.05	-	-	-	-	-	-	-	-	
	Parathion	mg/kg	0.005	-	-	-	-	-	-	-	-	
	Pendimethalin	mg/kg	0.01	-	-	-	-	-	-	-	-	
	Permethrin	mg/kg	0.05	-	-	-	-	-	-	-	-	
	Permethrin II	mg/kg	0.003	-	-	-	-	-	-	-	-	
	Phorate	mg/kg	0.01	-	-	-	-	-	-	-	-	
	Priniphos-methyl	mg/kg	0.002	-	-	-	-	-	-	-	-	
	Priniphos-ethyl	mg/kg	0.002	-	-	-	-	-	-	-	-	
	Prometon	mg/kg	0.05	-	-	-	-	-	-	-	-	
	Prometryn	mg/kg	0.05	-	-	-	-	-	-	-	-	
	Pronamide	mg/kg	0.002	-	-	-	-	-	-	-	-	
	Propazine	mg/kg	0.05	-	-	-	-	-	-	-	-	
	Propiconazole	mg/kg	-	-	-	-	-	-	-	-	-	
	Propoxycarbazono-sodium	mg/kg	-	-	-	-	-	-	-	-	-	
	Simazine	mg/kg	0.05	-	-	-	-	-	-	-	-	
	Terbutryn	mg/kg	0.05	-	-	-	-	-	-	-	-	
	Terbutylazine	mg/kg	0.05	-	-	-	-	-	-	-	-	
	Phosalone	mg/kg	0.005	-	-	-	-	-	-	-	-	
	Phosphamidon	mg/kg	0.005	-	-	-	-	-	-	-	-	
	Triadimefon	mg/kg	0.002	-	-	-	-	-	-	-	-	
	Triallate	mg/kg	0.002	-	-	-	-	-	-	-	-	
	Triclopyr	mg/kg	0.1	-	-	-	-	-	-	-	-	
	Triclosan	mg/kg	-	-	-	-	-	-	-	-	-	
	Trifluralin	mg/kg	0.01	-	-	-	-	-	-	-	-	
	Tebuconazole	mg/kg	-	-	-	-	-	-	-	-	-	
	Telodrin	mg/kg	0.05	-	-	-	-	-	-	-	-	
	Triazophos	mg/kg	0.003	-	-	-	-	-	-	-	-	
SVOC TIC	SVOC TICs - Detect	Detect	-	-	-	-	-	-	-	-	-	
	Anthraquinone 9,10-	mg/kg	-	-	-	-	-	-	<0.3	-	-	
	SVOC Tentatively Identified Compounds	mg/kg	0.1	-	-	-	-	-	-	-	-	
	Aniline	mg/kg	0.3	-	-	-	-	-	-	<0.3	-	
VOC TIC	VOC TICs - Detect	Detect	-	-	-	-	-	-	-	-	-	
	VOC Tentatively Identified Compounds	mg/kg	0.05	-	-	-	-	-	-	-	-	
	Freon 113	mg/kg	0.005	-	-	-	-	-	-	-	-	
Other	Temperature	°C	-	-	-	-	-	-	<0.005	-	-	
	Conductivity @ 20°C	µS/cm	14	-	-	-	-	-	-	-	-	
	% Stones >4mm	%	0	0	0	59.5	0	0	0	0	0	
	Fraction of non-crushable material	%	0	0	0	0	0	0	0	0	0	
	Moisture Content (dried @35°C)	%	-	-	-	-	-	-	-	-	-	
	Moisture Content 105C	%	0.1	48.1	38.2	26.7	20.2	57.8	68.8	22.5	45.3	
	pH (Lab)	pH Units	1	8.3	8.4	8.1	7.9	6.4	6.7	8.9	8.7	
	Stone Content	%	0.1	0	0	4.4	13	0	0	10.5	0	
	Total Organic Carbon	%	0.02	6.1	2.95	0.49	1.58	5.74	11	1.49	5.43	

**Env Stds Comments**  
 #1:GAC is only presented as speciated chromium. 7.7mg/kg is used for hexavalent. If hexavalent chromium (CVI) data is available, a value of 1,500mg/kg r  
 #2:C4SL for lead adopted  
 #3:GAC only presented as speciated mercury. 16mg/kg is used for elemental mercury. If the CSM indicates that elemental mercury is not a CoC and mercury  
 #4:Updated S4UL for nickel  
 #5:S4UL exceeds solubility saturation limit  
 #6:Criteria derived for Al<sup>3</sup>-C16-C35 split between Al<sup>3</sup>-C16-21 & Al<sup>3</sup>-C21-35. Requires summation of fractions to use Al<sup>3</sup>-C16-C35 criteria.  
 #7:Criteria presented is for p-xylene. A separate value is presented for o-xylene.  
 #8:S4UL based on a threshold protective of direct skin contact with phenol

**Legend**

38.2	Results exceeds GAC.
<50	Results MDL is greater than GAC.
NAD	No asbestos detected.
-	Determinand has not been tested for.

**Notes**  
 A range is given where a determinand has been analysed for by more than one method.





Chem Group	ChemName	output unit	EQL	Matrix Description										
				LQM S4UL Public Open Space (POS) Residential - 1% SOM										
				Field ID	Location Code	Sample Depth	Range	Sampled Date	Time	Sampled Date	Time	Sampled Date	Time	Sampled Date
				OH07026-X-23.90-ES-191031	OH07026-X-26.10-ES-191031	OH07026-X-28.80-ES-191105	OH07026-X-28.80-ES-191105	OH07026-X-29.55-ES-191115	OH07026-X-3.20-ES-191022	OH07026-X-4.65-ES-191023	OH07026-X-4.70-ACM-191023	OH07026-X-45.90-ES-191118		
				OH07026	OH07026	OH07026	OH07026	OH07026	OH07026	OH07026	OH07026	OH07026		
				23.9	26.1	28.8	28.8	29.55	3.2	4.65	4.7	45.9		
				31/10/2019	31/10/2019	05/11/2019	05/11/2019	15/11/2019	22/10/2019	23/10/2019	23/10/2019	18/11/2019		
				C4SL Public Open Space (POS) Residential										
TPH	>C6-C8	mg/kg	0.02	-	-	-	-	-	<0.2	<0.2	-	-		
	>C6-C7	mg/kg	0.02	-	-	-	-	-	<0.2	<0.2	-	-		
	>C7-C8	mg/kg	0.02	-	-	-	-	-	<0.2	<0.2	-	-		
	>C8-C9	mg/kg	0.02	<0.2	<0.2	<0.2	<0.2	<0.2	<0.2	<0.2	-	<0.2		
	>C9-C10	mg/kg	0.02	<2	<2	<2	<2	<2	<2	<2	-	<2		
	>C10-C12	mg/kg	0.02	<2	<2	<2	<2	<2	<2	<2	-	<2		
	>C12-C16	mg/kg	2	<2	<2	<2	<2	<2	<2	<2	-	<2		
	>C16-C21	mg/kg	2	2.45	3.12	<2	<2	<2	<2	<2	-	<2		
	>C21-C28	mg/kg	35	-	-	-	-	-	-	-	-	-		
	>C21-C35	mg/kg	4.38	13.8	14.7	7.42	8.95	8.14	-	-	-	4.86		
	>C28-C35	mg/kg	35	-	-	-	-	-	-	-	-	-		
	>C31-C40	mg/kg	10	-	-	<10	13.6	11.1	-	-	-	<10		
	>C35-C40	mg/kg	35	14.4	15.6	-	-	-	-	-	-	-		
	GRO >C5-10	mg/kg	0.02	-	-	-	-	-	-	-	-	-		
	TPH >C8-C40	mg/kg	10	<17.4	<19.7	<10.4	<14.7	<13.1	-	-	-	<10.2		
	EPH >C5-40	mg/kg	35	-	-	-	-	-	-	-	-	-		
	EPH >C10-40	mg/kg	35	-	-	-	-	-	-	-	-	-		
	GRO	mg/kg	0.2	-	-	-	-	-	<0.2	<0.2	-	-		
	GRO >C5-12	mg/kg	0.1	-	-	-	-	-	-	<0.2	-	-		
	TPH by GC/ED (AR)	mg/kg	10	18	19.5	10.4	14.6	12.9	-	-	-	<10		
BTEX and MTBE	Benzene	mg/kg	0.001	140	72	-	-	-	<0.01	<0.01-0.002	-	<0.01		
	Toluene	mg/kg	0.005	-	56000	-	-	-	<0.01	<0.005	-	-		
	Ethylbenzene	mg/kg	0.002	-	24000	-	-	-	<0.002	<0.01	-	-		
	Xylene (m & o)	mg/kg	0.004	-	41000	-	-	-	-	<0.004	-	-		
	Xylene (o)	mg/kg	0.002	-	41000	-	-	-	-	<0.002	-	-		
	Xylene Total	mg/kg	0.02	-	-	-	-	-	<0.03	<0.03	-	-		
	MTBE	mg/kg	0.001	-	-	-	-	-	<0.001	-	-	-		
	Total BTEX	mg/kg	0.04	-	-	-	-	-	-	-	-	-		
VOC	Styrene	mg/kg	0.001	-	-	-	-	-	<0.001	-	-	-		
	cis-1,3-dichloroethane	mg/kg	0.001	-	-	-	-	-	<0.001	-	-	-		
	trans-1,3-dichloroethane	mg/kg	0.001	-	-	-	-	-	<0.001	-	-	-		
	1,1,1,2-tetrachloroethane	mg/kg	0.001	1400	-	-	-	-	<0.001	-	-	-		
	1,1,1-trichloroethane	mg/kg	0.001	140000	-	-	-	-	<0.001	-	-	-		
	1,1,2,2-tetrachloroethane	mg/kg	0.001	1400	-	-	-	-	<0.001	-	-	-		
	1,1,2-dichloroethane	mg/kg	0.001	-	-	-	-	-	<0.001	-	-	-		
	1,1-dichloroethane	mg/kg	0.001	-	-	-	-	-	<0.001	-	-	-		
	1,1-dichloroethene	mg/kg	0.001	-	-	-	-	-	<0.001	-	-	-		
	1,1-dichloroethene	mg/kg	0.001	-	-	-	-	-	<0.001	-	-	-		
	1,2-dichloroethane	mg/kg	0.001	-	-	-	-	-	<0.001	-	-	-		
	1,2-dichloroethane	mg/kg	0.001	29	-	-	-	-	<0.001	-	-	-		
	1,2-dichloroethane	mg/kg	0.001	-	-	-	-	-	<0.001	-	-	-		
	1,2-dichloroethane	mg/kg	0.001	-	-	-	-	-	<0.001	-	-	-		
	1,3,5-trimethylbenzene	mg/kg	0.001	-	-	-	-	-	<0.001	-	-	-		
	1,3-dichloropropane	mg/kg	0.001	-	-	-	-	-	<0.001	-	-	-		
	2,2-dichloropropane	mg/kg	0.001	-	-	-	-	-	<0.001	-	-	-		
	2-chlorotoluene	mg/kg	0.001	-	-	-	-	-	<0.001	-	-	-		
	4-chlorotoluene	mg/kg	0.001	-	-	-	-	-	<0.001	-	-	-		
	Bromobenzene	mg/kg	0.001	-	-	-	-	-	<0.001	-	-	-		
	Bromochloromethane	mg/kg	0.001	-	-	-	-	-	<0.001	-	-	-		
	Bromodichloromethane	mg/kg	0.001	-	-	-	-	-	<0.001	-	-	-		
	Bromofrom	mg/kg	0.001	-	-	-	-	-	<0.001	-	-	-		
	Bromomethane	mg/kg	0.001	-	-	-	-	-	<0.001	-	-	-		
	Carbon disulfide	mg/kg	0.007	11000	-	-	-	-	-	-	-	-		
	Carbon tetrachloride	mg/kg	0.001	890	-	-	-	-	<0.001	-	-	-		
	Chlorobromomethane	mg/kg	0.001	-	-	-	-	-	<0.001	-	-	-		
	Chloroethane	mg/kg	0.002	-	-	-	-	-	<0.002	-	-	-		
	Chloroform	mg/kg	0.001	2500	-	-	-	-	<0.001	-	-	-		
	Chloromethane	mg/kg	0.003	-	-	-	-	-	<0.003	-	-	-		
	cis-1,2-dichloroethane	mg/kg	0.005	-	-	-	-	-	<0.005	-	-	-		
	Dibromomethane	mg/kg	0.001	-	-	-	-	-	<0.001	-	-	-		
	Dichlorodifluoromethane	mg/kg	0.001	-	-	-	-	-	<0.001	-	-	-		
	Dichloromethane	mg/kg	0.01	-	-	-	-	-	-	-	-	-		
	Isopropylbenzene	mg/kg	0.001	-	-	-	-	-	<0.001	-	-	-		
	n-butylbenzene	mg/kg	0.001	-	-	-	-	-	<0.001	-	-	-		
	n-propylbenzene	mg/kg	0.001	-	-	-	-	-	<0.001	-	-	-		
	p-isocrotyltoluene	mg/kg	0.001	-	-	-	-	-	<0.001	-	-	-		
	sec-butylbenzene	mg/kg	0.001	-	-	-	-	-	<0.001	-	-	-		
	Trichloroethene	mg/kg	0.001	120	-	-	-	-	<0.001	0.001	-	-		
	tert-butylbenzene	mg/kg	0.001	-	-	-	-	-	<0.001	-	-	-		
	Tetrachloroethane	mg/kg	0.003	1400	-	-	-	-	<0.003	-	-	-		
	trans-1,2-dichloroethane	mg/kg	0.001	-	-	-	-	-	<0.001	-	-	-		
	Trichlorofluoromethane	mg/kg	0.001	-	-	-	-	-	<0.001	-	-	-		
	Vinyl chloride	mg/kg	0.001	3.5	-	-	-	-	<0.001	-	-	-		
	tert-Amyl methyl ether	mg/kg	0.01	-	-	-	-	-	-	-	-	-		
VOC/SVOC	1,2,3-trichlorobenzene	mg/kg	0.001	-	1800	-	-	-	<0.003	-	-	-		
	1,2,4-trichlorobenzene	mg/kg	0.003	-	15000	-	-	-	<0.003	-	-	-		
	1,2-dichlorobenzene	mg/kg	0.001	-	90000	-	-	-	<0.001	-	-	-		
	1,3,5-Trichlorobenzene	mg/kg	0.001	-	1700	-	-	-	-	-	-	-		
	1,3-dichlorobenzene	mg/kg	0.001	-	300	-	-	-	<0.001	-	-	-		
	1,4-dichlorobenzene	mg/kg	0.001	-	17000	-	-	-	<0.001	-	-	-		
	Chlorobenzene	mg/kg	0.001	-	11000	-	-	-	<0.001	-	-	-		
	Hexachlorobutadiene	mg/kg	0.002	-	25	-	-	-	<0.002	-	-	-		

		Field ID	OH07026-X-23.90-ES-191031	OH07026-X-26.10-ES-191031	OH07026-X-28.80-ES-191105	OH07026-X-28.80-ES-191105	OH07026-X-29.55-ES-191115	OH07026-X-3.20-ES-191022	OH07026-X-4.65-ES-191023	OH07026-X-4.70-ACM-191023	OH07026-X-45.90-ES-191118
		Location Code	OH07026	OH07026	OH07026	OH07026	OH07026	OH07026	OH07026	OH07026	OH07026
		Sample Depth Range	23.9	26.1	28.8	28.8	29.55	3.2	4.65	4.7	45.9
		Sampled Date Time	31/10/2019	31/10/2019	05/11/2019	05/11/2019	15/11/2019	22/10/2019	23/10/2019	23/10/2019	18/11/2019
		Matrix Description	LQM S4UL Public Open Space (POS) Residential - 1% SOM								
		C4SL Public Open Space (POS) Residential									
Chem Group	ChemName	output unit	EQ1								
SVOC	Benzyl alcohol	mg/kg	0.5	-	-	-	-	-	<0.5	-	-
	Diphenyl ether	mg/kg	0.1	-	-	-	-	-	<0.1	-	-
	4-bromophenyl phenyl ether	mg/kg	0.1	-	-	-	-	-	<0.1	-	-
	4-nitroaniline	mg/kg	0.1	-	-	-	-	-	<0.6	-	-
	4-nitrophenol	mg/kg	0.1	-	-	-	-	-	<0.5	-	-
	1,1-Biohept	mg/kg	0.1	-	-	-	-	-	<0.1	-	-
	1,2,3,4-tetrachlorobenzene	mg/kg	0.001	830	-	-	-	-	-	-	-
	1-Methylvinthalene	mg/kg	0.1	-	-	-	-	-	<0.1	-	-
	2,4,5-trichlorophenol	mg/kg	0.1	-	-	-	-	-	<0.1	-	-
	2,4,6-trichlorophenol	mg/kg	0.1	-	-	-	-	-	<0.1	-	-
	2,4-dichlorophenol	mg/kg	0.1	-	-	-	-	-	<0.1	-	-
	2,4-dimethylphenol	mg/kg	0.1	-	-	-	-	-	<0.1	-	-
	2,4-dinitrophenol	mg/kg	0.5	-	-	-	-	-	<0.5	-	-
	2,4-dinitrotoluene	mg/kg	0.1	-	-	-	-	-	<0.2	-	-
	2,6-dinitrotoluene	mg/kg	0.1	-	-	-	-	-	<0.5	-	-
	2-chloroaniline	mg/kg	0.1	-	-	-	-	-	<0.1	-	-
	2-chlorophenol	mg/kg	0.1	-	-	-	-	-	<0.1	-	-
	2-methylvinthalene	mg/kg	0.1	-	-	-	-	-	<0.1	-	-
	2-methylphenol	mg/kg	0.1	-	-	-	-	-	<0.1	-	-
	2-nitroaniline	mg/kg	0.1	-	-	-	-	-	<0.5	-	-
	2-nitrophenol	mg/kg	0.1	-	-	-	-	-	<0.1	-	-
	3-nitroaniline	mg/kg	0.1	-	-	-	-	-	<14.5	-	-
	4,6-Dinitro-2-methylphenol	mg/kg	0.2	-	-	-	-	-	<0.2	-	-
	4-chloro-3-methylphenol	mg/kg	0.1	-	-	-	-	-	<0.1	-	-
	4-chloroaniline	mg/kg	0.1	-	-	-	-	-	<0.5	-	-
	4-chlorophenol	mg/kg	0.5	620	-	-	-	-	<0.5	-	-
	4-chlorophenyl phenyl ether	mg/kg	0.1	-	-	-	-	-	<0.1	-	-
	4-methylphenol	mg/kg	0.1	-	-	-	-	-	<0.1	-	-
	Azobenzene	mg/kg	0.1	-	-	-	-	-	<0.3	-	-
	Benzic Acid	mg/kg	0.5	-	-	-	-	-	<0.5	-	-
	Bis(2-chloroethoxy) methane	mg/kg	0.1	-	-	-	-	-	<0.1	-	-
	Bis(2-chloroethyl) ether	mg/kg	0.1	-	-	-	-	-	<0.1	-	-
	Bis(2-chloroisopropyl) ether	mg/kg	0.1	-	-	-	-	-	<0.5	-	-
	Bis(2-ethylhexyl) phthalate	mg/kg	0.1	-	-	-	-	-	<0.2	-	-
	Butyl benzyl phthalate	mg/kg	0.1	-	-	-	-	-	<0.2	-	-
	Catechol	mg/kg	0.1	-	-	-	-	-	<0.3	-	-
	Dibenzofuran	mg/kg	0.1	-	-	-	-	-	<0.1	-	-
	Diethylphthalate	mg/kg	0.1	-	-	-	-	-	<0.1	-	-
	Dimethyl phthalate	mg/kg	0.1	-	-	-	-	-	<0.1	-	-
	Di-n-butyl phthalate	mg/kg	0.1	-	-	-	-	-	0.153	-	-
	Di-n-octyl phthalate	mg/kg	0.1	-	-	-	-	-	<0.2	-	-
	Hexachlorobenzene	mg/kg	0.002	16	-	-	-	-	<0.1	-	-
	Hexachlorocyclopentadiene	mg/kg	0.1	-	-	-	-	-	<0.1	-	-
	Hexachloroethane	mg/kg	0.1	-	-	-	-	-	<0.1	-	-
	Isophorone	mg/kg	0.1	-	-	-	-	-	<0.1	-	-
	Nitrobenzene	mg/kg	0.1	-	-	-	-	-	<0.5	-	-
	N-nitrosodi-n-propylamine	mg/kg	0.1	-	-	-	-	-	<0.9	-	-
	n-Nitrosodiphenylamine	mg/kg	0.1	-	-	-	-	-	<0.1	-	-
	Pentachlorobenzene	mg/kg	0.001	100	-	-	-	-	-	-	-
	Pentachloronitrobenzene	mg/kg	0.05	-	-	-	-	-	-	-	-
Pentachlorophenol	mg/kg	0.1	60	-	-	-	-	<0.5	-	-	
PCB	PCB-110	mg/kg	-	-	-	-	-	-	-	-	-
	PCB-128	mg/kg	-	-	-	-	-	-	-	-	-
	PCB-141	mg/kg	-	-	-	-	-	-	-	-	-
	PCB-149	mg/kg	-	-	-	-	-	-	-	-	-
	PCB-151	mg/kg	-	-	-	-	-	-	-	-	-
	PCB-158	mg/kg	-	-	-	-	-	-	-	-	-
	PCB-170	mg/kg	-	-	-	-	-	-	-	-	-
	PCB-18	mg/kg	-	-	-	-	-	-	-	-	-
	PCB-183	mg/kg	-	-	-	-	-	-	-	-	-
	PCB-187	mg/kg	-	-	-	-	-	-	-	-	-
	PCB-194	mg/kg	-	-	-	-	-	-	-	-	-
	PCB-31	mg/kg	-	-	-	-	-	-	-	-	-
	PCB-44	mg/kg	-	-	-	-	-	-	-	-	-
	PCB-49	mg/kg	-	-	-	-	-	-	-	-	-
	2,2,4,4-tetrachloro-1,1-Biphenyl	mg/kg	-	-	-	-	-	-	-	-	-
	2,3,4,4-tetrachloro-1,1-Biphenyl	mg/kg	-	-	-	-	-	-	-	-	-
	Heptachlorobiphenyl, 2,3,3,4,4,5,5- (PCB 189)	mg/kg	0.003	-	-	-	-	-	-	-	-
	Hexachlorobiphenyl, 2,3,3,4,4,5- (PCB 156)	mg/kg	0.003	-	-	-	-	-	-	-	-
	Hexachlorobiphenyl, 2,3,3,4,4,5- (PCB 157)	mg/kg	0.003	-	-	-	-	-	-	-	-
	Hexachlorobiphenyl, 2,3,4,4,5,5- (PCB 167)	mg/kg	0.003	-	-	-	-	-	-	-	-
	Hexachlorobiphenyl, 3,3,4,4,5,5- (PCB 169)	mg/kg	0.003	-	-	-	-	-	-	-	-
	PCB 101	mg/kg	0.003	-	-	-	-	-	-	-	-
	PCB 118	mg/kg	0.003	-	-	-	-	-	-	-	-
	PCB 138	mg/kg	0.003	-	-	-	-	-	-	-	-
	PCB 153	mg/kg	0.003	-	-	-	-	-	-	-	-
	PCB 160	mg/kg	0.003	-	-	-	-	-	-	-	-
	PCB 26	mg/kg	0.003	-	-	-	-	-	-	-	-
	PCB 52	mg/kg	0.003	-	-	-	-	-	-	-	-
	Pentachlorobiphenyl, 2,3,3,4,4- (PCB 105)	mg/kg	0.003	-	-	-	-	-	-	-	-
	Pentachlorobiphenyl, 2,3,3,4,4,5- (PCB 114)	mg/kg	0.003	-	-	-	-	-	-	-	-
Pentachlorobiphenyl, 2,3,4,4,5- (PCB 123)	mg/kg	0.003	-	-	-	-	-	-	-	-	
Pentachlorobiphenyl, 3,3,4,4,5- (PCB 126)	mg/kg	0.003	-	-	-	-	-	-	-	-	
Tetrachlorobiphenyl, 3,3,4,4- (PCB 77)	mg/kg	0.003	-	-	-	-	-	-	-	-	
Tetrachlorobiphenyl, 3,4,4,5- (PCB 81)	mg/kg	0.003	-	-	-	-	-	-	-	-	
Total PCB 7 congeners	mg/kg	0.021	-	-	-	-	-	-	-	-	
Total PCB WHO 12	mg/kg	0.036	-	-	-	-	-	-	-	-	

		Field ID	OH07026-X-23.90-ES-191031	OH07026-X-26.10-ES-191031	OH07026-X-28.80-ES-191105	OH07026-X-28.80-ES-191105	OH07026-X-29.55-ES-191115	OH07026-X-3.20-ES-191022	OH07026-X-4.65-ES-191023	OH07026-X-4.70-ACM-191023	OH07026-X-45.90-ES-191118
		Location Code	OH07026	OH07026	OH07026	OH07026	OH07026	OH07026	OH07026	OH07026	OH07026
		Sample Depth Range	23.9	26.1	28.8	28.8	29.55	3.2	4.65	4.7	45.9
		Sample Date	31/10/2019	31/10/2019	05/11/2019	05/11/2019	15/11/2019	22/10/2019	23/10/2019	23/10/2019	18/11/2019
		Matrix Description	LQM S4UL Public Open Space (POS) Residential - 1% SOM								
		C4SL Public Open Space (POS) Residential									
Chem Group	ChemName	output unit	EQL								
Phenolics	Xenolene	mg/kg	0.015	-	-	-	-	-	-	-	-
	Phenol Index	mg/kg	0.5	<0.5	<0.5	<0.5	<0.5	<0.5	<0.5	<0.5	<0.5
	3-84-methylphenol	mg/kg	0.1	-	-	-	-	-	<0.1	-	-
	Cresol Total	mg/kg	0.01	-	-	-	-	-	-	-	-
	Phenol	mg/kg	0.01	-	-	-	-	-	<0.1	-	-
Organofins	Phenols Monohydric	mg/kg	0.035	-	-	-	-	-	-	-	-
	Dibutyltin	mg/kg	-	-	-	-	-	-	-	-	-
	Monophenyltin	mg/kg	-	-	-	-	-	-	-	-	-
	Diphenyltin	mg/kg	-	-	-	-	-	-	-	-	-
	Monobutyltin	mg/kg	-	-	-	-	-	-	-	-	-
	Tetrabutyltin	mg/kg	-	-	-	-	-	-	-	-	-
	Tributyltin	mg/kg	0.001	-	-	-	-	-	-	-	-
Pesticides	Triphenyltin	mg/kg	-	-	-	-	-	-	-	-	-
	Ethionfos	mg/kg	0.002	-	-	-	-	-	-	-	-
	Heptachlor epoxide	mg/kg	0.002	-	-	-	-	-	-	-	-
	Methidathion	mg/kg	0.002	-	-	-	-	-	-	-	-
	Propetamphos	mg/kg	0.002	-	-	-	-	-	-	-	-
	Simetryn	mg/kg	0.05	-	-	-	-	-	-	-	-
	Sodium Acifluorfen	mg/kg	-	-	-	-	-	-	-	-	-
	Tebufenozide	mg/kg	0.003	-	-	-	-	-	-	-	-
	2,4,5-TP (Silvex)	mg/kg	-	-	-	-	-	-	-	-	-
	Hedonal	mg/kg	-	-	-	-	-	-	-	-	-
	2,4-DDT	mg/kg	0.003	-	-	-	-	-	-	-	-
	2,4-Dichloroac	mg/kg	-	-	-	-	-	-	-	-	-
	4-(2,4-Dichlorophenoxy)butyric Acid (2,4-DB)	mg/kg	-	-	-	-	-	-	-	-	-
	4,4-DDE	mg/kg	0.005	-	-	-	-	-	-	-	-
	4-Chlorophenoxy acetic acid	mg/kg	-	-	-	-	-	-	-	-	-
	a-BHC	mg/kg	0.002	24	-	-	-	-	-	-	-
	Aldrin	mg/kg	0.002	18	-	-	-	-	-	-	-
	Ametryn	mg/kg	0.05	-	-	-	-	-	-	-	-
	Acetyl (hexnill)	mg/kg	-	-	-	-	-	-	-	-	-
	Atrazin	mg/kg	0.05	1200	-	-	-	-	-	-	-
	Atrazine	mg/kg	0.05	-	-	-	-	-	-	-	-
	Azinophos methyl	mg/kg	0.005	-	-	-	-	-	-	-	-
	b-BHC	mg/kg	0.002	8.1	-	-	-	-	-	-	-
	Bentazone	mg/kg	0.1	-	-	-	-	-	-	-	-
	Bromoxynil	mg/kg	-	-	-	-	-	-	-	-	-
	Carbofenthothion	mg/kg	0.003	-	-	-	-	-	-	-	-
	chloridane	mg/kg	0.002	-	-	-	-	-	-	-	-
	Chlordane (cis)	mg/kg	0.002	-	-	-	-	-	-	-	-
	Azinphos Ethyl	mg/kg	0.005	-	-	-	-	-	-	-	-
	Chlordane (trans)	mg/kg	0.05	-	-	-	-	-	-	-	-
	Chlorfenvinphos	mg/kg	0.003	-	-	-	-	-	-	-	-
	Chlorotoluron	mg/kg	-	-	-	-	-	-	-	-	-
	Chlorovifos	mg/kg	0.002	-	-	-	-	-	-	-	-
	Chlorpyrifos-methyl	mg/kg	0.002	-	-	-	-	-	-	-	-
	Cyanazine	mg/kg	-	-	-	-	-	-	-	-	-
	d-BHC	mg/kg	0.002	-	-	-	-	-	-	-	-
	DDD	mg/kg	0.005	-	-	-	-	-	-	-	-
	DDT	mg/kg	0.005	-	-	-	-	-	-	-	-
	Chlorothalonil	mg/kg	0.002	-	-	-	-	-	-	-	-
	Diazinon	mg/kg	0.001	-	-	-	-	-	-	-	-
	Dicamba	mg/kg	-	-	-	-	-	-	-	-	-
	Dichlobenil	mg/kg	0.001	-	-	-	-	-	-	-	-
	cis-Permethrin	mg/kg	0.003	-	-	-	-	-	-	-	-
	Dichlorvos	mg/kg	0.002	16	-	-	-	-	-	-	-
	Diclofop	mg/kg	-	-	-	-	-	-	-	-	-
Dieldrin	mg/kg	0.005	18	-	-	-	-	-	-	-	
Dimethoate	mg/kg	0.003	-	-	-	-	-	-	-	-	
Dinoseb	mg/kg	-	-	-	-	-	-	-	-	-	
Diuron	mg/kg	-	-	-	-	-	-	-	-	-	
Endosulfan I	mg/kg	0.001	1200	-	-	-	-	-	-	-	
Endosulfan II	mg/kg	0.01	-	-	-	-	-	-	-	-	
Endosulfan sulphate	mg/kg	0.005	-	-	-	-	-	-	-	-	
Endrin	mg/kg	0.003	-	-	-	-	-	-	-	-	
Endrin ketone	mg/kg	0.03	-	-	-	-	-	-	-	-	
Ethion	mg/kg	0.003	-	-	-	-	-	-	-	-	
Fenitrothion	mg/kg	0.005	-	-	-	-	-	-	-	-	
Fenithion	mg/kg	0.01	-	-	-	-	-	-	-	-	
Fluroxypyr	mg/kg	0.1	-	-	-	-	-	-	-	-	

		Field ID	OH07026-X-23.90-ES-191031	OH07026-X-26.10-ES-191031	OH07026-X-28.80-ES-191105	OH07026-X-28.80-ES-191105	OH07026-X-29.55-ES-191115	OH07026-X-3.20-ES-191022	OH07026-X-4.65-ES-191023	OH07026-X-4.70-ACM-191023	OH07026-X-45.90-ES-191118	
		Location Code	OH07026	OH07026	OH07026	OH07026	OH07026	OH07026	OH07026	OH07026	OH07026	
		Sample Depth Range	23.9	26.1	28.8	28.8	29.55	3.2	4.65	4.7	45.9	
		Sample Date Time	31/10/2019	31/10/2019	05/11/2019	05/11/2019	15/11/2019	22/10/2019	23/10/2019	23/10/2019	18/11/2019	
		Matrix Description	LQM S4UL Public Open Space (POS) Residential - 1% SOM									
		C4SL Public Open Space (POS) Residential										
Chem Group	ChemName	output unit	EQL									
	o-BHC (Lindane)	mg/kg	0.001									
	Heptachlor	mg/kg	0.003									
	Isodrin	mg/kg	0.002									
	Isoproturon	mg/kg	-									
	Linuron	mg/kg	-									
	Malathion	mg/kg	0.002									
	2-Methyl-4-chlorophenoxyacetic acid	mg/kg	-									
	2-Methyl-4-Chlorophenoxy Butanoic Acid	mg/kg	-									
	Meconop	mg/kg	-									
	Methoxychlor	mg/kg	0.005									
	Methyl carathion	mg/kg	0.01									
	Mevinphos (Phosdrin)	mg/kg	0.002									
	o,p-DDD	mg/kg	0.005									
	o,p'-DDE	mg/kg	0.002									
	o,p-Methoxychlor	mg/kg	0.05									
	Parathion	mg/kg	0.005									
	Pendimethalin	mg/kg	0.01									
	Permethrin	mg/kg	0.05									
	Permethrin II	mg/kg	0.003									
	Phorate	mg/kg	0.01									
	Priniphos-methyl	mg/kg	0.002									
	Priniphos-ethyl	mg/kg	0.002									
	Prometon	mg/kg	0.05									
	Prometryn	mg/kg	0.05									
	Pronamide	mg/kg	0.002									
	Propazine	mg/kg	0.05									
	Propiconazole	mg/kg	-									
	Propoxycarbazono-sodium	mg/kg	-									
	Simazine	mg/kg	0.05									
	Terbutryn	mg/kg	0.05									
	Terbutylazine	mg/kg	0.05									
	Phosalone	mg/kg	0.005									
	Phosphamidon	mg/kg	0.005									
	Triadimefon	mg/kg	0.002									
	Triallate	mg/kg	0.002									
	Triclopyr	mg/kg	0.1									
	Tricosan	mg/kg	-									
	Trifluralin	mg/kg	0.01									
	Tebuconazole	mg/kg	-									
	Telodrin	mg/kg	0.05									
	Triazophos	mg/kg	0.003									
SVOC TIC	SVOC TICs - Detect	Detect	-									
	Anthracene 9,10-	mg/kg	-									
	SVOC Tentatively Identified Compounds	mg/kg	0.1									
	Aniline	mg/kg	0.3									
VOC TIC	VOC TICs - Detect	Detect	-									
	VOC Tentatively Identified Compounds	mg/kg	0.05									
	Freon 113	mg/kg	0.005									
Other	Temperature	°C	-									
	Conductivity @ 20°C	µS/cm	14									
	% Stones <4mm	%	-									
	Fraction of non-crushable material	%	0	100	100	100	100	0	29.5	0	100	
	Moisture Content (dried @35°C)	%	-									
	Moisture Content 105°C	%	0.1	34.2	16.9	21.4	24.5	26.8	25.4	31.9	21.6	
	pH (Lab)	pH Units	1	9	8.1	9	8.8	8.5	7.9	7.3	8.7	
	Stone Content	%	0.1	0	22.6	0	4.5	0	11.9	6.2	0	
	Total Organic Carbon	%	0.02	0.73	0.11	0.34	0.23	0.24	5.61	8.3	0.33	

**Env Stds Comments**  
 #1:GAC is only presented as speciated chromium. 7.7mg/kg is used for hexavalent. If hexavalent chromium (CVI) data is available, a value of 1,500mg/kg r  
 #2:C4SL for lead adopted  
 #3:GAC only presented as speciated mercury. 16mg/kg is used for elemental mercury. If the CSM indicates that elemental mercury is not a CoC and mercury  
 #4:Updated S4UL for nickel  
 #5:S4UL exceeds solubility saturation limit  
 #6:Criteria derived for Al<sup>3</sup>-C16-C35 split between Al<sup>3</sup>-C16-21 & Al<sup>3</sup>-C21-35. Requires summation of fractions to use Al<sup>3</sup>-C16-C35 criteria.  
 #7:Criteria presented is for p-xylene. A separate value is presented for o-xylene.  
 #8:S4UL based on a threshold protective of direct skin contact with phenol

Legend	
38.2	Results exceeds GAC.
<50	Results MDL is greater than GAC.
NAD	No asbestos detected.
-	Determinand has not been tested for.

**Notes**  
 A range is given where a determinand has been analysed for by more than one method.



Chem Group	ChemName	output unit	EQL	Field ID	OH07026-X-5.20-ES-191023	OH07026-X-6.20-ES-191023	OH07026-X-6.65-ES-191023	OH07034-X-2.70-ES-191017	OH07034-X-24.00-ES-191023	OH07034-X-3.80-ES-191017	OH07034-X-5.40-ES-191017	OH07034-X-6.50-ES-191018	OH07035-X-0.05-ES-191017	
				Location Code	OH07026	OH07026	OH07026	OH07034	OH07034	OH07034	OH07034	OH07034	OH07034	OH07035
				Sample Depth Range	5.2	6.2	6.65	2.7	24	3.6	5.4	6.5	0.05	
				Sample Date	23/10/2019	23/10/2019	23/10/2019	17/10/2019	23/10/2019	17/10/2019	17/10/2019	18/10/2019	07/11/2019	
				Matrix Description	LQM S4UL Public Open Space (POS) Residential - 1% SOM									
				C4SL Public Open Space (POS) Residential										
TPH	>C6-C6	mg/kg	0.02		<0.2	<0.2	<0.2	<0.2	-	<0.2	<0.2	<0.2	<0.2	
	>C6-C7	mg/kg	0.02		<0.2	<0.2	<0.2	<0.2	-	<0.2	<0.2	<0.2	<0.2	
	>C7-C8	mg/kg	0.02		<0.2	<0.2	<0.2	<0.2	-	<0.2	<0.2	<0.2	<0.2	
	>C6-C8	mg/kg	0.2		-	-	-	-	-	-	-	-	-	
	>C8-C10	mg/kg	0.02		<0.2	<0.2	<0.2	<0.2	<0.2	<0.2	<0.2	<0.2	<0.2	
	>C10-C12	mg/kg	0.02		-	-	-	-	<2	-	-	-	-	
	>C12-C16	mg/kg	2		-	-	-	-	<2	-	-	-	-	
	>C16-C21	mg/kg	2		-	-	-	-	7.18	-	-	-	-	
	>C21-C28	mg/kg	35		-	-	-	-	-	-	-	-	-	
	>C21-C35	mg/kg	4.38		-	-	-	-	8.32	-	-	-	-	
	>C28-C35	mg/kg	35		-	-	-	-	-	-	-	-	-	
	>C31-C40	mg/kg	10		-	-	-	-	-	-	-	-	-	
	>C35-C40	mg/kg	35		-	-	-	-	11.3	-	-	-	-	
	GRO >C5-10	mg/kg	0.02		-	-	-	-	-	-	-	-	-	
	TPH >C8-C40	mg/kg	10		-	-	-	-	<20.3	-	-	-	-	
	EPH >C5-40	mg/kg	35		-	-	-	-	-	-	-	-	-	
	EPH >C10-40	mg/kg	35		-	-	-	-	-	-	-	-	-	
	GRO	mg/kg	0.2		<0.2	<0.2	<0.2	<0.2	-	<0.2	<0.2	<0.2	<0.2	
	TPH by GC/ED (AR)	mg/kg	10		-	-	-	-	20.6	-	-	-	-	
	BTEX and MTBE	Benzene	mg/kg	0.001	140	<0.01 - 0.002	<0.001	<0.001	<0.01 - 0.005	-	<0.01 - 0.003	<0.01 - 0.003	<0.01	<0.001
Toluene		mg/kg	0.005	56000	<0.005	<0.005	<0.005	<0.005	-	<0.005	<0.005	<0.005	<0.005	
Ethylbenzene		mg/kg	0.002	24000	<0.01	<0.01	<0.01	<0.01	-	<0.01	<0.01	<0.01	<0.01	
Xylene (m & o)		mg/kg	0.004	41000	<0.004	<0.004	<0.004	<0.004	-	<0.004	<0.004	<0.004	<0.004	
Xylene (o)		mg/kg	0.002	41000	<0.002	<0.002	<0.002	<0.002	-	<0.002	<0.002	<0.002	<0.002	
Xylene Total		mg/kg	0.02		<0.03	<0.03	<0.03	<0.03	-	<0.03	<0.03	<0.03	<0.03	
MTBE		mg/kg	0.001		-	-	-	-	-	-	-	-	-	
Total BTEX		mg/kg	0.04		-	-	-	-	-	-	-	-	-	
VOC		Styrene	mg/kg	0.001		-	-	-	-	-	-	-	-	-
		cis-1,3-dichloroethene	mg/kg	0.001		-	-	-	-	-	-	-	-	-
	trans-1,3-dichloroethene	mg/kg	0.001		-	-	-	-	-	-	-	-	-	
	1,1,1,2-tetrachloroethane	mg/kg	0.001	1400	-	-	-	-	-	-	-	-	-	
	1,1,1-trichloroethane	mg/kg	0.001	140000	-	-	-	-	-	-	-	-	-	
	1,1,2,2-tetrachloroethane	mg/kg	0.001	1400	-	-	-	-	-	-	-	-	-	
	1,1,2-dichloroethane	mg/kg	0.001		-	-	-	-	-	-	-	-	-	
	1,1-dichloroethane	mg/kg	0.001		-	-	-	-	-	-	-	-	-	
	1,1-dichloroethene	mg/kg	0.001		-	-	-	-	-	-	-	-	-	
	1,1-dichloroethene	mg/kg	0.001		-	-	-	-	-	-	-	-	-	
	1,2-dichloroethane	mg/kg	0.001		-	-	-	-	-	-	-	-	-	
	1,2-dichloroethene	mg/kg	0.001		-	-	-	-	-	-	-	-	-	
	1,2-dibromo-3-chloropropane	mg/kg	0.001		-	-	-	-	-	-	-	-	-	
	1,2-dibromoethane	mg/kg	0.001		-	-	-	-	-	-	-	-	-	
	1,2-dichloroethane	mg/kg	0.001	29	-	-	-	-	-	-	-	-	-	
	1,2-dichloroethene	mg/kg	0.001		-	-	-	-	-	-	-	-	-	
	1,3,5-trimethylbenzene	mg/kg	0.001		-	-	-	-	-	-	-	-	-	
	1,3-dichloropropane	mg/kg	0.001		-	-	-	-	-	-	-	-	-	
	2,2-dichloropropane	mg/kg	0.001		-	-	-	-	-	-	-	-	-	
	2-chlorotoluene	mg/kg	0.001		-	-	-	-	-	-	-	-	-	
	4-chlorotoluene	mg/kg	0.001		-	-	-	-	-	-	-	-	-	
	Bromobenzene	mg/kg	0.001		-	-	-	-	-	-	-	-	-	
	Bromochloromethane	mg/kg	0.001		-	-	-	-	-	-	-	-	-	
	Bromodichloromethane	mg/kg	0.001		-	-	-	-	-	-	-	-	-	
	Bromofluoromethane	mg/kg	0.001		-	-	-	-	-	-	-	-	-	
	Bromomethane	mg/kg	0.001		-	-	-	-	-	-	-	-	-	
	Carbon disulfide	mg/kg	0.007	11000	-	-	-	-	-	-	-	-	-	
	Carbon tetrachloride	mg/kg	0.001	890	-	-	-	-	-	-	-	-	-	
	Chlorobromomethane	mg/kg	0.001		-	-	-	-	-	-	-	-	-	
	Chloroethane	mg/kg	0.002		-	-	-	-	-	-	-	-	-	
	Chloroform	mg/kg	0.001	2500	-	-	-	-	-	-	-	-	-	
	Chloromethane	mg/kg	0.003		-	-	-	-	-	-	-	-	-	
	cis-1,2-dichloroethene	mg/kg	0.005		-	-	-	-	-	-	-	-	-	
	Dibromomethane	mg/kg	0.001		-	-	-	-	-	-	-	-	-	
	Dichlorodifluoromethane	mg/kg	0.001		-	-	-	-	-	-	-	-	-	
	Dichloromethane	mg/kg	0.01		-	-	-	-	-	-	-	-	-	
	Isopropylbenzene	mg/kg	0.001		-	-	-	-	-	-	-	-	-	
	m-butylbenzene	mg/kg	0.001		-	-	-	-	-	-	-	-	-	
	n-propylbenzene	mg/kg	0.001		-	-	-	-	-	-	-	-	-	
	p-isocrotyltoluene	mg/kg	0.001		-	-	-	-	-	-	-	-	-	
	sec-butylbenzene	mg/kg	0.001		-	-	-	-	-	-	-	-	-	
	Trichloroethene	mg/kg	0.001	120	-	-	-	-	-	-	-	-	-	
	tert-butylbenzene	mg/kg	0.001		-	-	-	-	-	-	-	-	-	
	Tetrachloroethene	mg/kg	0.003	1400	-	-	-	-	-	-	-	-	-	
	trans-1,2-dichloroethene	mg/kg	0.001		-	-	-	-	-	-	-	-	-	
Trichlorofluoromethane	mg/kg	0.001		-	-	-	-	-	-	-	-	-		
Vinyl chloride	mg/kg	0.001	3.5	-	-	-	-	-	-	-	-	-		
tert-Amyl methyl ether	mg/kg	0.01		-	-	-	-	-	-	-	-	-		
VOC/SVOC	1,2,3-trichlorobenzene	mg/kg	0.001	1800	-	-	-	-	-	-	-	-	-	
	1,2,4-trichlorobenzene	mg/kg	0.003	15000	-	-	-	-	-	-	-	-	-	
	1,2-dichlorobenzene	mg/kg	0.001	90000	-	-	-	-	-	-	-	-	-	
	1,3,5-Trichlorobenzene	mg/kg	0.001	1700	-	-	-	-	-	-	-	-	-	
	1,3-dichlorobenzene	mg/kg	0.001	300	-	-	-	-	-	-	-	-	-	
	1,4-dichlorobenzene	mg/kg	0.001	17000	-	-	-	-	-	-	-	-	-	
	Chlorobenzene	mg/kg	0.001	11000	-	-	-	-	-	-	-	-	-	
Hexachlorobutadiene	mg/kg	0.002	25	-	-	-	-	-	-	-	-	-		

		Field ID	OH7026-X-5.20-ES-191023	OH7026-X-6.20-ES-191023	OH7026-X-6.65-ES-191023	OH7034-X-2.70-ES-191017	OH7034-X-24.00-ES-191023	OH7034-X-3.80-ES-191017	OH7034-X-5.40-ES-191017	OH7034-X-6.50-ES-191018	OH7035-X-0.05-ES-191107	
		Location Code	OH7026	OH7026	OH7026	OH7034	OH7034	OH7034	OH7034	OH7034	OH7035	
		Sample Depth Range	5.2	6.2	6.65	2.7	24	3.6	5.4	6.5	0.05	
		Sample Date	23/10/2019	23/10/2019	23/10/2019	17/10/2019	23/10/2019	17/10/2019	17/10/2019	18/10/2019	07/11/2019	
		Matrix Description	LQM S4UL Public Open Space (POS) Residential - 1% SOM									
		C4SL Public Open Space (POS) Residential										
Chem Group	ChemName	output unit	EQL									
SVOC	Benzyl alcohol	mg/kg	0.5	-	-	-	-	-	-	-	-	
	Diphenyl ether	mg/kg	0.1	-	-	-	-	-	-	-	-	
	4-bromophenyl phenyl ether	mg/kg	0.1	-	-	-	-	-	-	-	-	
	4-nitroaniline	mg/kg	0.1	-	-	-	-	-	-	-	-	
	4-nitrophenol	mg/kg	0.1	-	-	-	-	-	-	-	-	
	1,1-Biohexyl	mg/kg	0.1	-	-	-	-	-	-	-	-	
	1,2,3,4-tetrachlorobenzene	mg/kg	0.001	830	-	-	-	-	-	-	-	
	1-Methylnaphthalene	mg/kg	0.1	-	-	-	-	-	-	-	-	
	2,4,5-trichlorophenol	mg/kg	0.1	-	-	-	-	-	-	-	-	
	2,4,6-trichlorophenol	mg/kg	0.1	-	-	-	-	-	-	-	-	
	2,4-dichlorophenol	mg/kg	0.1	-	-	-	-	-	-	-	-	
	2,4-dimethylphenol	mg/kg	0.1	-	-	-	-	-	-	-	-	
	2,4-dinitrophenol	mg/kg	0.5	-	-	-	-	-	-	-	-	
	2,4-dinitrotoluene	mg/kg	0.1	-	-	-	-	-	-	-	-	
	2,6-dinitrotoluene	mg/kg	0.1	-	-	-	-	-	-	-	-	
	2-chloronaphthalene	mg/kg	0.1	-	-	-	-	-	-	-	-	
	2-chlorophenol	mg/kg	0.1	-	-	-	-	-	-	-	-	
	2-methylnaphthalene	mg/kg	0.1	-	-	-	-	-	-	-	-	
	2-methylphenol	mg/kg	0.1	-	-	-	-	-	-	-	-	
	2-nitroaniline	mg/kg	0.1	-	-	-	-	-	-	-	-	
	2-nitrophenol	mg/kg	0.1	-	-	-	-	-	-	-	-	
	3-nitroaniline	mg/kg	0.1	-	-	-	-	-	-	-	-	
	4,6-Dinitro-2-methylphenol	mg/kg	0.2	-	-	-	-	-	-	-	-	
	4-chloro-3-methylphenol	mg/kg	0.1	-	-	-	-	-	-	-	-	
	4-chloroaniline	mg/kg	0.1	-	-	-	-	-	-	-	-	
	4-chlorophenol	mg/kg	0.5	620	-	-	-	-	-	-	-	
	4-chlorophenyl phenyl ether	mg/kg	0.1	-	-	-	-	-	-	-	-	
	4-methylphenol	mg/kg	0.1	-	-	-	-	-	-	-	-	
	Azobenzene	mg/kg	0.1	-	-	-	-	-	-	-	-	
	Benzoic Acid	mg/kg	0.5	-	-	-	-	-	-	-	-	
	Bis(2-chloroethoxy) methane	mg/kg	0.1	-	-	-	-	-	-	-	-	
	Bis(2-chloroethyl) ether	mg/kg	0.1	-	-	-	-	-	-	-	-	
	Bis(2-chloroisopropyl) ether	mg/kg	0.1	-	-	-	-	-	-	-	-	
	Bis(2-ethylhexyl) phthalate	mg/kg	0.1	-	-	-	-	-	-	-	-	
	Butyl benzyl phthalate	mg/kg	0.1	-	-	-	-	-	-	-	-	
	Catechols	mg/kg	0.1	-	-	-	-	-	-	-	-	
	Dibenzofuran	mg/kg	0.1	-	-	-	-	-	-	-	-	
	Diethylphthalate	mg/kg	0.1	-	-	-	-	-	-	-	-	
	Dimethyl phthalate	mg/kg	0.1	-	-	-	-	-	-	-	-	
	Di-n-butyl phthalate	mg/kg	0.1	-	-	-	-	-	-	-	-	
	Di-n-octyl phthalate	mg/kg	0.1	-	-	-	-	-	-	-	-	
	Hexachlorobenzene	mg/kg	0.002	16	-	-	-	-	-	-	-	
	Hexachlorocyclopentadiene	mg/kg	0.1	-	-	-	-	-	-	-	-	
	Hexachloroethane	mg/kg	0.1	-	-	-	-	-	-	-	-	
	Isophorone	mg/kg	0.1	-	-	-	-	-	-	-	-	
Nitrobenzene	mg/kg	0.1	-	-	-	-	-	-	-	-		
N-nitrosodipropylamine	mg/kg	0.1	-	-	-	-	-	-	-	-		
n-Nitrosodiphenylamine	mg/kg	0.1	-	-	-	-	-	-	-	-		
Pentachlorobenzene	mg/kg	0.001	100	-	-	-	-	-	-	-		
Pentachloronitrobenzene	mg/kg	0.05	-	-	-	-	-	-	-	-		
Pentachlorophenol	mg/kg	0.1	60	-	-	-	-	-	-	-		
PCB	PCB-110	mg/kg	-	-	-	-	-	-	-	-	-	
	PCB-128	mg/kg	-	-	-	-	-	-	-	-	-	
	PCB-141	mg/kg	-	-	-	-	-	-	-	-	-	
	PCB-149	mg/kg	-	-	-	-	-	-	-	-	-	
	PCB-151	mg/kg	-	-	-	-	-	-	-	-	-	
	PCB-158	mg/kg	-	-	-	-	-	-	-	-	-	
	PCB-170	mg/kg	-	-	-	-	-	-	-	-	-	
	PCB-18	mg/kg	-	-	-	-	-	-	-	-	-	
	PCB-183	mg/kg	-	-	-	-	-	-	-	-	-	
	PCB-187	mg/kg	-	-	-	-	-	-	-	-	-	
	PCB-194	mg/kg	-	-	-	-	-	-	-	-	-	
	PCB-31	mg/kg	-	-	-	-	-	-	-	-	-	
	PCB-44	mg/kg	-	-	-	-	-	-	-	-	-	
	PCB-49	mg/kg	-	-	-	-	-	-	-	-	-	
	2,2,4-tetrachloro-1,1-Biphenyl	mg/kg	-	-	-	-	-	-	-	-	-	
	2,3,4,4-tetrachloro-1,1-Biphenyl	mg/kg	-	-	-	-	-	-	-	-	-	
	Heptachlorobiphenyl, 2,3,3,4,4,5,5- (PCB 189)	mg/kg	0.003	-	-	-	-	-	-	-	-	
	Hexachlorobiphenyl, 2,3,3,4,4,5- (PCB 156)	mg/kg	0.003	-	-	-	-	-	-	-	-	
	Hexachlorobiphenyl, 2,3,3,4,4,5- (PCB 157)	mg/kg	0.003	-	-	-	-	-	-	-	-	
	Hexachlorobiphenyl, 2,3,4,4,5,5- (PCB 167)	mg/kg	0.003	-	-	-	-	-	-	-	-	
	Hexachlorobiphenyl, 3,3,4,4,5,5- (PCB 169)	mg/kg	0.003	-	-	-	-	-	-	-	-	
	PCB 101	mg/kg	0.003	-	-	-	-	-	-	-	-	
	PCB 118	mg/kg	0.003	-	-	-	-	-	-	-	-	
	PCB 138	mg/kg	0.003	-	-	-	-	-	-	-	-	
	PCB 153	mg/kg	0.003	-	-	-	-	-	-	-	-	
	PCB 160	mg/kg	0.003	-	-	-	-	-	-	-	-	
	PCB 26	mg/kg	0.003	-	-	-	-	-	-	-	-	
	PCB 52	mg/kg	0.003	-	-	-	-	-	-	-	-	
	Pentachlorobiphenyl, 2,3,3,4,4- (PCB 105)	mg/kg	0.003	-	-	-	-	-	-	-	-	
	Pentachlorobiphenyl, 2,3,3,4,4,5- (PCB 114)	mg/kg	0.003	-	-	-	-	-	-	-	-	
Pentachlorobiphenyl, 2,3,3,4,4,5- (PCB 123)	mg/kg	0.003	-	-	-	-	-	-	-	-		
Pentachlorobiphenyl, 3,3,4,4,5- (PCB 126)	mg/kg	0.003	-	-	-	-	-	-	-	-		
Tetrachlorobiphenyl, 3,3,4,4- (PCB 77)	mg/kg	0.003	-	-	-	-	-	-	-	-		
Tetrachlorobiphenyl, 3,4,4,5- (PCB 81)	mg/kg	0.003	-	-	-	-	-	-	-	-		
Total PCB 7 congeners	mg/kg	0.021	-	-	-	-	-	-	-	-		
Total PCB WHO 12	mg/kg	0.036	-	-	-	-	-	-	-	-		

Chem Group	ChemName	output unit	EQL	Field ID	OH07026-X-5.20-ES-191023	OH07026-X-6.20-ES-191023	OH07026-X-6.65-ES-191023	OH07034-X-2.70-ES-191017	OH07034-X-24.00-ES-191023	OH07034-X-3.80-ES-191017	OH07034-X-5.40-ES-191017	OH07034-X-6.50-ES-191018	OH07035-X-0.05-ES-191107	
				Location Code	OH07026	OH07026	OH07026	OH07034	OH07034	OH07034	OH07034	OH07034	OH07034	OH07035
				Sample Depth Range	5.2	6.2	6.65	2.7	24	3.6	5.4	6.5	0.05	
				Sample Date Time	23/10/2019	23/10/2019	23/10/2019	17/10/2019	23/10/2019	17/10/2019	17/10/2019	18/10/2019	07/11/2019	
				Matrix Description	LQM S4UL Public Open Space (POS) Residential - 1% SOM									
				C4S1 Public Open Space (POS) Residential										
Phenolics	Xenonols	mg/kg	0.015	-	-	-	-	-	-	-	-	-	-	
	Phenol Index	mg/kg	0.5	<0.5	<0.5	<0.5	<0.5	<0.5	<0.5	<0.5	<0.5	<0.5	<0.5	
	3-84-methylphenol	mg/kg	0.1	-	-	-	-	-	-	-	-	-	-	
	Cresol Total	mg/kg	0.01	-	-	-	-	-	-	-	-	-	-	
Phenols Monochydric	Phenol	mg/kg	0.01	-	-	-	-	-	-	-	-	-	-	
	Phenols Monochydric	mg/kg	0.035	-	-	-	-	-	-	-	-	-	-	
	Dibutyltin	mg/kg	-	-	-	-	-	-	-	-	-	-	-	
	Monophenyltin	mg/kg	-	-	-	-	-	-	-	-	-	-	-	
Organotins	Diphenyltin	mg/kg	-	-	-	-	-	-	-	-	-	-	-	
	Monobutyltin	mg/kg	-	-	-	-	-	-	-	-	-	-	-	
	Tetrabutyltin	mg/kg	-	-	-	-	-	-	-	-	-	-	-	
	Tributyltin	mg/kg	0.001	-	-	-	-	-	-	-	-	-	-	
Pesticides	Triphenyltin	mg/kg	-	-	-	-	-	-	-	-	-	-	-	
	Ethionphos	mg/kg	0.002	-	-	-	-	-	-	-	-	-	-	
	Hepatachlor epoxide	mg/kg	0.002	-	-	-	-	-	-	-	-	-	-	
	Methachlorphos	mg/kg	0.002	-	-	-	-	-	-	-	-	-	-	
Pesticides	Propetamphos	mg/kg	0.002	-	-	-	-	-	-	-	-	-	-	
	Simetryn	mg/kg	0.05	-	-	-	-	-	-	-	-	-	-	
	Sodium Acifluorfen	mg/kg	-	-	-	-	-	-	-	-	-	-	-	
	Tecusarene	mg/kg	0.003	-	-	-	-	-	-	-	-	-	-	
Pesticides	2,4,5-TP (Silvex)	mg/kg	-	-	-	-	-	-	-	-	-	-	-	
	Hedonal	mg/kg	-	-	-	-	-	-	-	-	-	-	-	
	2,4-DDT	mg/kg	0.003	-	-	-	-	-	-	-	-	-	-	
	2,4-Dichloroac	mg/kg	-	-	-	-	-	-	-	-	-	-	-	
Pesticides	4-(2,4-Dichlorophenoxy)butyric Acid (2,4-DB)	mg/kg	-	-	-	-	-	-	-	-	-	-	-	
	4,4-DDE	mg/kg	0.005	-	-	-	-	-	-	-	-	-	-	
	4-Chlorophenoxy acetic acid	mg/kg	-	-	-	-	-	-	-	-	-	-	-	
	a-BHC	mg/kg	0.002	24	-	-	-	-	-	-	-	-	-	
Pesticides	Aldrin	mg/kg	0.002	18	-	-	-	-	-	-	-	-	-	
	Ametryn	mg/kg	0.05	-	-	-	-	-	-	-	-	-	-	
	Acetyl (hexnill)	mg/kg	-	-	-	-	-	-	-	-	-	-	-	
	Atraton	mg/kg	0.05	-	-	-	-	-	-	-	-	-	-	
Pesticides	Atrazine	mg/kg	0.05	1200	-	-	-	-	-	-	-	-	-	
	Azinophos methyl	mg/kg	0.005	-	-	-	-	-	-	-	-	-	-	
	b-BHC	mg/kg	0.002	8.1	-	-	-	-	-	-	-	-	-	
	Bentazone	mg/kg	0.1	-	-	-	-	-	-	-	-	-	-	
Pesticides	Bromoxynil	mg/kg	-	-	-	-	-	-	-	-	-	-	-	
	Carbofenthothion	mg/kg	0.003	-	-	-	-	-	-	-	-	-	-	
	chlordan	mg/kg	0.002	-	-	-	-	-	-	-	-	-	-	
	Chlordane (cis)	mg/kg	0.002	-	-	-	-	-	-	-	-	-	-	
Pesticides	Azinphos Ethyl	mg/kg	0.005	-	-	-	-	-	-	-	-	-	-	
	Chlordane (trans)	mg/kg	0.05	-	-	-	-	-	-	-	-	-	-	
	Chlorfenvinphos	mg/kg	0.003	-	-	-	-	-	-	-	-	-	-	
	Chlorotoluron	mg/kg	-	-	-	-	-	-	-	-	-	-	-	
Pesticides	Chlorovifos	mg/kg	0.002	-	-	-	-	-	-	-	-	-	-	
	Chlorpyrifos-methyl	mg/kg	0.002	-	-	-	-	-	-	-	-	-	-	
	Cyanazine	mg/kg	-	-	-	-	-	-	-	-	-	-	-	
	d-BHC	mg/kg	0.002	-	-	-	-	-	-	-	-	-	-	
Pesticides	DDD	mg/kg	0.005	-	-	-	-	-	-	-	-	-	-	
	DDT	mg/kg	0.005	-	-	-	-	-	-	-	-	-	-	
	Chlorothalonil	mg/kg	0.002	-	-	-	-	-	-	-	-	-	-	
	Diazinon	mg/kg	0.001	-	-	-	-	-	-	-	-	-	-	
Pesticides	Dicamba	mg/kg	-	-	-	-	-	-	-	-	-	-	-	
	Dichlobenil	mg/kg	0.001	-	-	-	-	-	-	-	-	-	-	
	cis-Permethrin	mg/kg	0.003	-	-	-	-	-	-	-	-	-	-	
	Dichlorvos	mg/kg	0.002	16	-	-	-	-	-	-	-	-	-	
Pesticides	Diclofop	mg/kg	-	-	-	-	-	-	-	-	-	-	-	
	Dieldrin	mg/kg	0.005	18	-	-	-	-	-	-	-	-	-	
	Dimethoate	mg/kg	0.003	-	-	-	-	-	-	-	-	-	-	
	Dinoseb	mg/kg	-	-	-	-	-	-	-	-	-	-	-	
Pesticides	Diuron	mg/kg	-	-	-	-	-	-	-	-	-	-	-	
	Endosulfan I	mg/kg	0.001	1200	-	-	-	-	-	-	-	-	-	
	Endosulfan II	mg/kg	0.01	-	-	-	-	-	-	-	-	-	-	
	Endosulfan sulphate	mg/kg	0.005	-	-	-	-	-	-	-	-	-	-	
Pesticides	Endrin	mg/kg	0.003	-	-	-	-	-	-	-	-	-	-	
	Endrin ketone	mg/kg	0.03	-	-	-	-	-	-	-	-	-	-	
	Ethion	mg/kg	0.003	-	-	-	-	-	-	-	-	-	-	
	Fenitrothion	mg/kg	0.005	-	-	-	-	-	-	-	-	-	-	
Pesticides	Fenithion	mg/kg	0.01	-	-	-	-	-	-	-	-	-	-	
	Fluroxypyr	mg/kg	0.1	-	-	-	-	-	-	-	-	-	-	



		Field ID	OH7026-X-5.20-ES-191023	OH7026-X-6.20-ES-191023	OH7026-X-6.65-ES-191023	OH7034-X-2.70-ES-191017	OH7034-X-24.00-ES-191023	OH7034-X-3.80-ES-191017	OH7034-X-5.40-ES-191017	OH7034-X-6.50-ES-191018	OH7035-X-0.05-ES-191107	
		Location Code	OH7026	OH7026	OH7026	OH7034	OH7034	OH7034	OH7034	OH7034	OH7035	
		Sample Depth Range	5.2	6.2	6.65	2.7	24	3.6	5.4	6.5	0.05	
		Sample Date Time	23/10/2019	23/10/2019	23/10/2019	17/10/2019	23/10/2019	17/10/2019	17/10/2019	18/10/2019	07/11/2019	
		Matrix Description	LQM S4UL Public Open Space (POS) Residential - 1% SOM									
		C4SL Public Open Space (POS) Residential										
Chem Group	ChemName	output unit	EQL									
	o-BHC (Lindane)	mg/kg	0.001	-	-	-	-	-	-	-	-	
	Heptachlor	mg/kg	0.003	-	-	-	-	-	-	-	-	
	Isodrin	mg/kg	0.002	-	-	-	-	-	-	-	-	
	Isoproturon	mg/kg	-	-	-	-	-	-	-	-	-	
	Linuron	mg/kg	-	-	-	-	-	-	-	-	-	
	Malathion	mg/kg	0.002	-	-	-	-	-	-	-	-	
	2-Methyl-4-chlorophenoxyacetic acid	mg/kg	-	-	-	-	-	-	-	-	-	
	2-Methyl-4-Chlorophenoxy Butanoic Acid	mg/kg	-	-	-	-	-	-	-	-	-	
	Mecoprop	mg/kg	-	-	-	-	-	-	-	-	-	
	Methoxychlor	mg/kg	0.005	-	-	-	-	-	-	-	-	
	Methyl carathion	mg/kg	0.01	-	-	-	-	-	-	-	-	
	Mevinphos (Phosdrin)	mg/kg	0.002	-	-	-	-	-	-	-	-	
	o,p-DDD	mg/kg	0.005	-	-	-	-	-	-	-	-	
	o,p'-DDE	mg/kg	0.002	-	-	-	-	-	-	-	-	
	o,p'-Methoxychlor	mg/kg	0.05	-	-	-	-	-	-	-	-	
	Parathion	mg/kg	0.005	-	-	-	-	-	-	-	-	
	Pendimethalin	mg/kg	0.01	-	-	-	-	-	-	-	-	
	Permethrin	mg/kg	0.05	-	-	-	-	-	-	-	-	
	Permethrin II	mg/kg	0.003	-	-	-	-	-	-	-	-	
	Phorate	mg/kg	0.01	-	-	-	-	-	-	-	-	
	Priniphos-methyl	mg/kg	0.002	-	-	-	-	-	-	-	-	
	Priniphos-ethyl	mg/kg	0.002	-	-	-	-	-	-	-	-	
	Prometon	mg/kg	0.05	-	-	-	-	-	-	-	-	
	Prometryn	mg/kg	0.05	-	-	-	-	-	-	-	-	
	Pronamide	mg/kg	0.002	-	-	-	-	-	-	-	-	
	Propazine	mg/kg	0.05	-	-	-	-	-	-	-	-	
	Propiconazole	mg/kg	-	-	-	-	-	-	-	-	-	
	Propoxycarbazono-sodium	mg/kg	-	-	-	-	-	-	-	-	-	
	Simazine	mg/kg	0.05	-	-	-	-	-	-	-	-	
	Terbutryn	mg/kg	0.05	-	-	-	-	-	-	-	-	
	Terbutylazine	mg/kg	0.05	-	-	-	-	-	-	-	-	
	Phoxalone	mg/kg	0.005	-	-	-	-	-	-	-	-	
	Phosphamidon	mg/kg	0.005	-	-	-	-	-	-	-	-	
	Triadimefon	mg/kg	0.002	-	-	-	-	-	-	-	-	
	Triallate	mg/kg	0.002	-	-	-	-	-	-	-	-	
	Triclopyr	mg/kg	0.1	-	-	-	-	-	-	-	-	
	Triclosan	mg/kg	-	-	-	-	-	-	-	-	-	
	Trifluralin	mg/kg	0.01	-	-	-	-	-	-	-	-	
	Tebuconazole	mg/kg	-	-	-	-	-	-	-	-	-	
	Telodrin	mg/kg	0.05	-	-	-	-	-	-	-	-	
	Triazophos	mg/kg	0.003	-	-	-	-	-	-	-	-	
SVOC TIC	SVOC TICs - Detect	Detect	-	-	-	-	-	-	-	-	-	
	Anthraquinone 9,10-	mg/kg	-	-	-	-	-	-	-	-	-	
	SVOC Tentatively Identified Compounds	mg/kg	0.1	-	-	-	-	-	-	-	-	
	Aniline	mg/kg	0.3	-	-	-	-	-	-	-	-	
VOC TIC	VOC TICs - Detect	Detect	-	-	-	-	-	-	-	-	-	
	VOC Tentatively Identified Compounds	mg/kg	0.05	-	-	-	-	-	-	-	-	
	Freon 113	mg/kg	0.005	-	-	-	-	-	-	-	-	
Other	Temperature	°C	-	-	-	-	-	-	-	-	-	
	Conductivity @ 20°C	µS/cm	14	-	-	-	-	-	-	-	-	
	% Stones >4mm	%	-	-	-	-	-	-	-	-	-	
	Fraction of non-crushable material	%	100	100	0	0	100	100	0	0	0	
	Moisture Content (dried @35°C)	%	0	0	0	0	0	0	0	0	0	
	Moisture Content 105C	%	0.1	-	-	-	-	-	-	-	-	
	pH (Lab)	pH Units	43.4	36	48.5	21.3	12.4	32.1	37.9	38.2	24.6	
	Slone Content	%	1	7.2	7.2	9.8	8.3	7.1	7.1	8.1	8.4	
	Total Organic Carbon	%	0.1	6.5	5.3	0	20.6	8.9	0	0	6	
		%	0.02	24.6	>25	5.58	0.89	0.25	16.4	5.58	17.2	

**Env Stds Comments**  
 #1:GAC is only presented as speciated chromium. 7.7mg/kg is used for hexavalent. If hexavalent chromium (CVI) data is available, a value of 1,500mg/kg r  
 #2:C4SL for lead adopted  
 #3:GAC only presented as speciated mercury. 16mg/kg is used for elemental mercury. If the CSM indicates that elemental mercury is not a CoC and mercury  
 #4:Updated S4UL for nickel  
 #5:S4UL exceeds solubility saturation limit  
 #6:Criteria derived for Al<sup>3</sup>-C16-C35 split between Al<sup>3</sup>-C16-21 & Al<sup>3</sup>-C21-35. Requires summation of fractions to use Al<sup>3</sup>-C16-C35 criteria.  
 #7:Criteria presented is for p-xylene. A separate value is presented for o-xylene.  
 #8:S4UL based on a threshold protective of direct skin contact with phenol

**Legend**

38.2	Results exceeds GAC.
<50	Results MDL is greater than GAC.
NAD	No asbestos detected.
-	Determinand has not been tested for.

**Notes**  
 A range is given where a determinand has been analysed for by more than one method.



Chem Group	ChemName	output unit	EQL	Matrix Description										
				LQM S4UL Public Open Space (POS) Residential - 1% SOM										
				Field ID	Location Code	OH7035-X-0.50-ES-191107	OH7035-X-1.00-ES-191107	OH7035-X-10.00-ES-191112	OH7035-X-2.00-ES-191107	OH7035-X-2.80-ES-191107	OH7035-X-23.00-ES-191115	OH7035-X-27.80-ES-191118	OH7035-X-3.70-ES-191107	OH7035-X-32.10-ES-191127
Sample Depth	Range	0.5	1	10	2	2.8	23	27.8	3.7	32.1				
				Sample Date										
				07/11/2019	07/11/2019	12/11/2019	07/11/2019	07/11/2019	15/11/2019	18/11/2019	07/11/2019	27/11/2019		
TPH	>C6-C8	mg/kg	0.02	<0.2	<0.2	<0.2	<0.2	<0.2	<0.2	<0.2	-	<0.2	-	
	>C6-C7	mg/kg	0.02	<0.2	<0.2	<0.2	<0.2	<0.2	<0.2	-	<0.2	-		
	>C7-C8	mg/kg	0.02	<0.2	<0.2	<0.2	<0.2	<0.2	<0.2	-	<0.2	-		
	>C6-C9	mg/kg	0.2	-	-	-	-	-	-	-	-	-		
	>C8-C10	mg/kg	0.02	<0.2	<0.2	<0.2	<0.2	<0.2	<0.2	<0.2	<0.2	<0.2		
	>C10-C12	mg/kg	0.02	-	-	-	-	-	-	-	<2	<2		
	>C12-C16	mg/kg	2	-	-	-	-	-	-	-	<2	<2		
	>C16-C21	mg/kg	2	-	-	-	-	-	-	-	<2	<2		
	>C21-C28	mg/kg	35	-	-	-	-	-	-	-	-	-		
	>C21-C35	mg/kg	4.38	-	-	-	-	-	-	-	<4.38	<4.38		
	>C28-C35	mg/kg	35	-	-	-	-	-	-	-	-	-		
	>C31-C40	mg/kg	10	-	-	-	-	-	-	-	-	-		
	>C35-C40	mg/kg	35	-	-	-	-	-	-	<10	-	<10		
	GRO >C5-10	mg/kg	0.02	-	-	-	-	-	-	-	-	-		
	TPH >C8-C40	mg/kg	10	-	-	-	-	-	-	-	<10.2	<10.2		
	EPH >C5-40	mg/kg	35	-	-	-	-	-	-	-	-	-		
	EPH >C10-40	mg/kg	35	-	-	-	-	-	-	-	-	-		
	GRO	mg/kg	0.2	<0.2	<0.2	<0.2	<0.2	0.272	<0.2	<0.2	<0.2	<0.2		
	TPH by GC/ED (AR)	mg/kg	10	-	-	-	-	-	-	-	<10	<10		
	BTEX and MTBE	Benzene	mg/kg	0.001	140	72	<0.001	<0.001	<0.01	<0.001	<0.01 - 0.001	<0.01	<0.01	
		Toluene	mg/kg	0.005	56000	56000	<0.005	<0.005	<0.01	<0.005	<0.01	<0.01	<0.01	
		Ethylbenzene	mg/kg	0.002	24000	24000	<0.002	<0.002	<0.01	0.011	<0.002	<0.002	<0.002	
Xylene (m & o)		mg/kg	0.004	41000	41000	<0.004	<0.004	<0.004	0.025 - 0.066	-	<0.02 - 0.006	-		
Xylene (p)		mg/kg	0.002	41000	41000	<0.002	<0.002	-	0.039 - 0.118	-	<0.01 - 0.009	-		
Xylene Total		mg/kg	0.02	<0.03	<0.03	<0.03	<0.03	<0.03	0.184	<0.03	<0.03	<0.03		
MTBE		mg/kg	0.001	-	-	<0.001	<0.001	-	-	<0.001	<0.001	<0.001		
Total BTEX	mg/kg	0.04	-	-	-	-	-	-	-	-	-			
VOC	Styrene	mg/kg	0.001	-	-	<0.001	<0.001	-	-	<0.001	<0.001	<0.001		
	cis-1,3-dichlorocyclohexane	mg/kg	0.001	-	-	<0.001	<0.001	-	-	<0.001	<0.001	<0.001		
	trans-1,3-dichlorocyclohexane	mg/kg	0.001	-	-	<0.001	<0.001	-	-	<0.001	<0.001	<0.001		
	1,1,1,2-tetrachloroethane	mg/kg	0.001	1400	1400	<0.001	<0.001	<0.001	<0.001	<0.001	<0.001	<0.001		
	1,1,1-trichloroethane	mg/kg	0.001	140000	140000	<0.001	<0.001	<0.001	<0.001	<0.001	<0.001	<0.001		
	1,1,2,2-tetrachloroethane	mg/kg	0.001	1400	1400	<0.001	<0.001	<0.001	<0.001	<0.001	<0.001	<0.001		
	1,1,2-dichloroethane	mg/kg	0.001	-	-	<0.001	<0.001	<0.001	<0.001	<0.001	<0.001	<0.001		
	1,1-dichloroethane	mg/kg	0.001	-	-	<0.001	<0.001	<0.001	<0.001	<0.001	<0.001	<0.001		
	1,1-dichloroethene	mg/kg	0.001	-	-	<0.001	<0.001	<0.001	<0.001	<0.001	<0.001	<0.001		
	1,1-dichlorocyclohexane	mg/kg	0.001	-	-	<0.001	<0.001	<0.001	<0.001	<0.001	<0.001	<0.001		
	1,2,3-trichlorocyclohexane	mg/kg	0.001	-	-	<0.001	<0.001	<0.001	<0.001	<0.001	<0.001	<0.001		
	1,2,4-trimethylbenzene	mg/kg	0.001	-	-	<0.001	<0.001	<0.001	<0.001	<0.001	<0.001	0.002		
	1,2-dibromo-3-chloropropane	mg/kg	0.001	-	-	<0.001	<0.001	<0.001	<0.001	<0.001	<0.001	<0.001		
	1,2-dibromopropane	mg/kg	0.001	-	-	<0.001	<0.001	<0.001	<0.001	<0.001	<0.001	<0.001		
	1,2-dichloroethane	mg/kg	0.001	29	29	<0.001	<0.001	<0.001	<0.001	<0.001	<0.001	<0.001		
	1,2-dichlorocyclohexane	mg/kg	0.001	-	-	<0.001	<0.001	<0.001	<0.001	<0.001	<0.001	<0.001		
	1,3,5-trimethylbenzene	mg/kg	0.001	-	-	<0.001	<0.001	<0.001	<0.001	<0.001	<0.001	<0.001		
	1,3-dichloropropane	mg/kg	0.001	-	-	<0.001	<0.001	<0.001	<0.001	<0.001	<0.001	<0.001		
	2,2-dichloropropane	mg/kg	0.001	-	-	<0.001	<0.001	<0.001	<0.001	<0.001	<0.001	<0.001		
	2-chlorotoluene	mg/kg	0.001	-	-	<0.001	<0.001	<0.001	<0.001	<0.001	<0.001	<0.001		
	4-chlorotoluene	mg/kg	0.001	-	-	<0.001	<0.001	<0.001	<0.001	<0.001	<0.001	<0.001		
	Bromobenzene	mg/kg	0.001	-	-	<0.001	<0.001	<0.001	<0.001	<0.001	<0.001	<0.001		
	Bromochloromethane	mg/kg	0.001	-	-	<0.001	<0.001	<0.001	<0.001	<0.001	<0.001	<0.001		
	Bromodichloromethane	mg/kg	0.001	-	-	<0.001	<0.001	<0.001	<0.001	<0.001	<0.001	<0.001		
	Bromomethane	mg/kg	0.001	-	-	<0.001	<0.001	<0.001	<0.001	<0.001	<0.001	<0.001		
	Carbon disulfide	mg/kg	0.007	11000	11000	<0.007	<0.007	<0.007	<0.007	<0.007	<0.007	<0.007		
	Carbon tetrachloride	mg/kg	0.001	890	890	<0.001	<0.001	<0.001	<0.001	<0.001	<0.001	<0.001		
	Chlorobromomethane	mg/kg	0.001	-	-	<0.001	<0.001	<0.001	<0.001	<0.001	<0.001	<0.001		
	Chloroethane	mg/kg	0.002	-	-	<0.002	<0.002	<0.002	<0.002	<0.002	<0.002	<0.002		
	Chloroform	mg/kg	0.001	2500	2500	<0.001	<0.001	<0.001	<0.001	<0.001	<0.001	<0.001		
	Chloromethane	mg/kg	0.003	-	-	<0.003	<0.003	<0.003	<0.003	<0.003	<0.003	<0.003		
	cis-1,2-dichloroethane	mg/kg	0.005	-	-	<0.005	<0.005	<0.005	<0.005	<0.005	<0.005	<0.005		
	Dibromomethane	mg/kg	0.001	-	-	<0.001	<0.001	<0.001	<0.001	<0.001	<0.001	<0.001		
	Dichlorodifluoromethane	mg/kg	0.001	-	-	<0.001	<0.001	<0.001	<0.001	<0.001	<0.001	<0.001		
	Dichloromethane	mg/kg	0.01	-	-	<0.01	<0.01	<0.01	<0.01	<0.01	<0.01	<0.01		
	Isopropylbenzene	mg/kg	0.001	-	-	<0.001	<0.001	<0.001	<0.001	<0.001	<0.001	<0.001		
	m-butylbenzene	mg/kg	0.001	-	-	<0.001	<0.001	<0.001	<0.001	<0.001	<0.001	<0.001		
	n-propylbenzene	mg/kg	0.001	-	-	<0.001	<0.001	<0.001	<0.001	<0.001	<0.001	<0.001		
	p-isocrotyltoluene	mg/kg	0.001	-	-	<0.001	<0.001	<0.001	<0.001	<0.001	<0.001	<0.001		
	sec-butylbenzene	mg/kg	0.001	-	-	<0.001	<0.001	<0.001	<0.001	<0.001	<0.001	<0.001		
	Trichloroethane	mg/kg	0.001	120	120	<0.001	<0.001	<0.001	<0.001	<0.001	<0.001	<0.001		
	tert-butylbenzene	mg/kg	0.001	-	-	<0.001	<0.001	<0.001	<0.001	<0.001	<0.001	<0.001		
	Tetrachloroethane	mg/kg	0.003	1400	1400	<0.003	<0.003	<0.003	<0.003	<0.003	<0.003	<0.003		
	trans-1,2-dichloroethane	mg/kg	0.001	-	-	<0.001	<0.001	<0.001	<0.001	<0.001	<0.001	<0.001		
	Trichlorofluoromethane	mg/kg	0.001	-	-	<0.001	<0.001	<0.001	<0.001	<0.001	<0.001	<0.001		
	Vinyl chloride	mg/kg	0.001	3.5	3.5	<0.001	<0.001	<0.001	<0.001	<0.001	<0.001	<0.001		
	tert-Amyl methyl ether	mg/kg	0.01	-	-	<0.01	<0.01	<0.01	<0.01	<0.01	<0.01	<0.01		
VOC/SVOC	1,2,3-trichlorobenzene	mg/kg	0.001	1800	1800	<0.001	<0.001	<0.001	<0.001	<0.001	<0.001	<0.001		
	1,2,4-trichlorobenzene	mg/kg	0.003	15000	15000	<0.003	<0.003	<0.003	<0.003	<0.003	<0.003	<0.003		
	1,2-dichlorobenzene	mg/kg	0.001	90000	90000	<0.001	<0.001	<0.001	<0.001	<0.001	<0.001	<0.001		
	1,3,5-Trichlorobenzene	mg/kg	0.001	1700	1700	<0.001	<0.001	<0.001	<0.001	<0.001	<0.001	<0.001		
	1,3-dichlorobenzene	mg/kg	0.001	300	300	<0.001	<0.001	<0.001	<0.001	<0.001	<0.001	<0.001		
	1,4-dichlorobenzene	mg/kg	0.001	17000	17000	<0.001	<0.001	<0.001	<0.001	<0.001	<0.001	<0.001		
	Chlorobenzene	mg/kg	0.001	11000	11000	<0.001	<0.001	<0.001	<0.001	<0.001	<0.001	<0.001		
Hexachlorobutadiene	mg/kg	0.002	25	25	<0.002	<0.002	<0.002	<0.002	<0.002	<0.002	<0.002			

Chem Group	ChemName	output unit	EQL	C4SL Public Open Space (POS) Residential	Field ID	OH7035-X-0.50-ES-191107	OH7035-X-1.00-ES-191107	OH7035-X-10.00-ES-191112	OH7035-X-2.00-ES-191107	OH7035-X-2.80-ES-191107	OH7035-X-23.00-ES-191115	OH7035-X-27.80-ES-191118	OH7035-X-3.70-ES-191107	OH7035-X-32.10-ES-191127			
					Location Code	OH7035	OH7035	OH7035	OH7035	OH7035	OH7035	OH7035	OH7035	OH7035	OH7035	OH7035	OH7035
					Sample Depth Range	0.5	1	10	2	2.8	23	27.8	3.7	32.1			
					Sampled Date	07/11/2019	07/11/2019	12/11/2019	07/11/2019	07/11/2019	15/11/2019	18/11/2019	07/11/2019	27/11/2019			
					Matrix Description	LQM S4UL Public Open Space (POS) Residential - 1% SOM											
SVOC	Benzyl alcohol	mg/kg	0.5	-	-	-	-	-	-	-	-	-	-	-			
	Diphenyl ether	mg/kg	0.1	-	-	-	-	-	-	-	-	-	-	-			
	4-bromophenyl phenyl ether	mg/kg	0.1	-	-	-	-	-	-	-	-	-	-	-			
	4-nitroaniline	mg/kg	0.1	-	-	-	-	-	-	-	-	-	-	-			
	4-nitrophenol	mg/kg	0.1	-	-	-	-	-	-	-	-	-	-	-			
	1,1-Biohexyl	mg/kg	0.1	-	-	-	-	-	-	-	-	-	-	-			
	1,2,3,4-tetrachlorobenzene	mg/kg	0.001	830	-	-	-	-	-	-	-	-	-	-			
	1-Methylvinthalene	mg/kg	0.1	-	-	-	-	-	-	-	-	-	-	-			
	2,4,5-trichlorophenol	mg/kg	0.1	-	-	-	-	-	-	-	-	-	-	-			
	2,4,6-trichlorophenol	mg/kg	0.1	-	-	-	-	-	-	-	-	-	-	-			
	2,4-dichlorophenol	mg/kg	0.1	-	-	-	-	-	-	-	-	-	-	-			
	2,4-dimethylphenol	mg/kg	0.1	-	-	-	-	-	-	-	-	-	-	-			
	2,4-dinitrophenol	mg/kg	0.5	-	-	-	-	-	-	-	-	-	-	-			
	2,4-dinitrotoluene	mg/kg	0.1	-	-	-	-	-	-	-	-	-	-	-			
	2,6-dinitrotoluene	mg/kg	0.1	-	-	-	-	-	-	-	-	-	-	-			
	2-chloronaphthalene	mg/kg	0.1	-	-	-	-	-	-	-	-	-	-	-			
	2-chlorophenol	mg/kg	0.1	-	-	-	-	-	-	-	-	-	-	-			
	2-methylnaphthalene	mg/kg	0.1	-	-	-	-	-	-	-	-	-	-	-			
	2-methylphenol	mg/kg	0.1	-	-	-	-	-	-	-	-	-	-	-			
	2-nitroaniline	mg/kg	0.1	-	-	-	-	-	-	-	-	-	-	-			
	2-nitrophenol	mg/kg	0.1	-	-	-	-	-	-	-	-	-	-	-			
	3-nitroaniline	mg/kg	0.1	-	-	-	-	-	-	-	-	-	-	-			
	4,6-Dinitro-2-methylphenol	mg/kg	0.2	-	-	-	-	-	-	-	-	-	-	-			
	4-chloro-3-methylphenol	mg/kg	0.1	-	-	-	-	-	-	-	-	-	-	-			
	4-chloroaniline	mg/kg	0.1	-	-	-	-	-	-	-	-	-	-	-			
	4-chlorophenol	mg/kg	0.5	-	-	-	-	-	-	-	-	-	-	-			
	4-chlorophenyl phenyl ether	mg/kg	0.1	-	-	-	-	-	-	-	-	-	-	-			
	4-methylphenol	mg/kg	0.1	-	-	-	-	-	-	-	-	-	-	-			
	Azobenzene	mg/kg	0.1	-	-	-	-	-	-	-	-	-	-	-			
	Benzic Acid	mg/kg	0.5	-	-	-	-	-	-	-	-	-	-	-			
	Bis(2-chloroethoxy) methane	mg/kg	0.1	-	-	-	-	-	-	-	-	-	-	-			
	Bis(2-chloroethyl) ether	mg/kg	0.1	-	-	-	-	-	-	-	-	-	-	-			
	Bis(2-chloroisopropyl) ether	mg/kg	0.1	-	-	-	-	-	-	-	-	-	-	-			
	Bis(2-ethylhexyl) phthalate	mg/kg	0.1	-	-	-	-	-	-	-	-	-	-	-			
	Butyl benzyl phthalate	mg/kg	0.1	-	-	-	-	-	-	-	-	-	-	-			
	Cabazole	mg/kg	0.1	-	-	-	-	-	-	-	-	-	-	-			
	Dibenzofuran	mg/kg	0.1	-	-	-	-	-	-	-	-	-	-	-			
	Diethylphthalate	mg/kg	0.1	-	-	-	-	-	-	-	-	-	-	-			
	Dimethyl phthalate	mg/kg	0.1	-	-	-	-	-	-	-	-	-	-	-			
	Di-n-butyl phthalate	mg/kg	0.1	-	-	-	-	-	-	-	-	-	-	-			
	Di-n-octyl phthalate	mg/kg	0.1	-	-	-	-	-	-	-	-	-	-	-			
	Hexachlorobenzene	mg/kg	0.002	16	-	-	-	-	-	-	-	-	-	-			
	Hexachlorocyclopentadiene	mg/kg	0.1	-	-	-	-	-	-	-	-	-	-	-			
	Hexachloroethane	mg/kg	0.1	-	-	-	-	-	-	-	-	-	-	-			
	Isophorone	mg/kg	0.1	-	-	-	-	-	-	-	-	-	-	-			
Nitrobenzene	mg/kg	0.1	-	-	-	-	-	-	-	-	-	-	-				
N-nitrosodi-n-propylamine	mg/kg	0.1	-	-	-	-	-	-	-	-	-	-	-				
n-Nitrosodiphenylamine	mg/kg	0.1	-	-	-	-	-	-	-	-	-	-	-				
Pentachlorobenzene	mg/kg	0.001	100	-	-	-	-	-	-	-	-	-	-				
Pentachloronitrobenzene	mg/kg	0.05	-	-	-	-	-	-	-	-	-	-	-				
Pentachlorophenol	mg/kg	0.1	-	-	-	-	-	-	-	-	-	-	-				
PCB	PCB-110	mg/kg	-	-	-	-	-	-	-	-	-	-	-	-			
	PCB-128	mg/kg	-	-	-	-	-	-	-	-	-	-	-	-			
	PCB-141	mg/kg	-	-	-	-	-	-	-	-	-	-	-	-			
	PCB-149	mg/kg	-	-	-	-	-	-	-	-	-	-	-	-			
	PCB-151	mg/kg	-	-	-	-	-	-	-	-	-	-	-	-			
	PCB-158	mg/kg	-	-	-	-	-	-	-	-	-	-	-	-			
	PCB-170	mg/kg	-	-	-	-	-	-	-	-	-	-	-	-			
	PCB-18	mg/kg	-	-	-	-	-	-	-	-	-	-	-	-			
	PCB-183	mg/kg	-	-	-	-	-	-	-	-	-	-	-	-			
	PCB-187	mg/kg	-	-	-	-	-	-	-	-	-	-	-	-			
	PCB-194	mg/kg	-	-	-	-	-	-	-	-	-	-	-	-			
	PCB-31	mg/kg	-	-	-	-	-	-	-	-	-	-	-	-			
	PCB-44	mg/kg	-	-	-	-	-	-	-	-	-	-	-	-			
	PCB-49	mg/kg	-	-	-	-	-	-	-	-	-	-	-	-			
	2,2,4-tetrachloro-1,1-Biphenyl	mg/kg	-	-	-	-	-	-	-	-	-	-	-	-			
	2,3,4,4-tetrachloro-1,1-Biphenyl	mg/kg	-	-	-	-	-	-	-	-	-	-	-	-			
	Heptachlorobiphenyl, 2,3,3,4,4,5,5- (PCB 189)	mg/kg	0.003	-	-	-	-	-	-	-	-	-	-	-			
	Hexachlorobiphenyl, 2,3,3,4,4,5- (PCB 156)	mg/kg	0.003	-	-	-	-	-	-	-	-	-	-	-			
	Hexachlorobiphenyl, 2,3,3,4,4,5- (PCB 157)	mg/kg	0.003	-	-	-	-	-	-	-	-	-	-	-			
	Hexachlorobiphenyl, 2,3,4,4,5,5- (PCB 167)	mg/kg	0.003	-	-	-	-	-	-	-	-	-	-	-			
	Hexachlorobiphenyl, 3,3,4,4,5,5- (PCB 169)	mg/kg	0.003	-	-	-	-	-	-	-	-	-	-	-			
	PCB 101	mg/kg	0.003	-	-	-	-	-	-	-	-	-	-	-			
	PCB 118	mg/kg	0.003	-	-	-	-	-	-	-	-	-	-	-			
	PCB 138	mg/kg	0.003	-	-	-	-	-	-	-	-	-	-	-			
	PCB 153	mg/kg	0.003	-	-	-	-	-	-	-	-	-	-	-			
	PCB 160	mg/kg	0.003	-	-	-	-	-	-	-	-	-	-	-			
	PCB 26	mg/kg	0.003	-	-	-	-	-	-	-	-	-	-	-			
	PCB 52	mg/kg	0.003	-	-	-	-	-	-	-	-	-	-	-			
	Pentachlorobiphenyl, 2,3,3,4,4- (PCB 105)	mg/kg	0.003	-	-	-	-	-	-	-	-	-	-	-			
	Pentachlorobiphenyl, 2,3,3,4,4,5- (PCB 114)	mg/kg	0.003	-	-	-	-	-	-	-	-	-	-	-			
Pentachlorobiphenyl, 2,3,4,4,5- (PCB 123)	mg/kg	0.003	-	-	-	-	-	-	-	-	-	-	-				
Pentachlorobiphenyl, 3,3,4,4,5- (PCB 126)	mg/kg	0.003	-	-	-	-	-	-	-	-	-	-	-				
Tetrachlorobiphenyl, 3,3,4,4- (PCB 77)	mg/kg	0.003	-	-	-	-	-	-	-	-	-	-	-				
Tetrachlorobiphenyl, 3,4,4,5- (PCB 81)	mg/kg	0.003	-	-	-	-	-	-	-	-	-	-	-				
Total PCB 7 congeners	mg/kg	0.021	-	-	-	-	-	-	-	-	-	-	-				
Total PCB WHO 12	mg/kg	0.036	-	-	-	-	-	-	-	-	-	-	-				

		Field ID	OH7035-X-0.50-ES-191107	OH7035-X-1.00-ES-191107	OH7035-X-10.00-ES-191112	OH7035-X-2.00-ES-191107	OH7035-X-2.80-ES-191107	OH7035-X-23.00-ES-191115	OH7035-X-27.80-ES-191118	OH7035-X-3.70-ES-191107	OH7035-X-32.10-ES-191127
		Location Code	OH7035	OH7035	OH7035	OH7035	OH7035	OH7035	OH7035	OH7035	OH7035
		Sample Depth Range	0.5	1	10	2	2.8	23	27.8	3.7	32.1
		Sample Date	07/11/2019	07/11/2019	12/11/2019	07/11/2019	07/11/2019	15/11/2019	18/11/2019	07/11/2019	27/11/2019
		Matrix Description	LQM S4UL Public Open Space (POS) Residential - 1% SOM								
		C4SL Public Open Space (POS) Residential									
Chem Group	ChemName	output unit	EQL								
Phenolics	Xenonols	mg/kg	0.015	-	-	-	-	-	-	-	-
	Phenol Index	mg/kg	0.5	<0.5	<0.5	<0.5	<0.5	<0.5	<0.5	<0.5	<0.5
	3-34-methylphenol	mg/kg	0.1	-	-	<0.1	-	<0.1	-	<0.1	-
	Cresol Total	mg/kg	0.01	-	-	-	-	-	-	-	-
	Phenol	mg/kg	0.01	-	-	<0.1	-	<0.1	-	<0.1	-
Organofins	Phenols Monochydric	mg/kg	0.035	-	-	-	-	-	-	-	-
	Dibutyltin	mg/kg	-	-	-	-	-	-	-	-	-
	Monophenyltin	mg/kg	-	-	-	-	-	-	-	-	-
	Diphenyltin	mg/kg	-	-	-	-	-	-	-	-	-
	Monobutyltin	mg/kg	-	-	-	-	-	-	-	-	-
	Tetrabutyltin	mg/kg	-	-	-	-	-	-	-	-	-
	Tributyltin	mg/kg	0.001	-	-	<0.005	-	<0.005	-	<0.005	-
	Triphenyltin	mg/kg	-	-	-	-	-	-	-	-	-
Pesticides	Ethionphos	mg/kg	0.002	-	-	-	-	-	-	-	-
	Hepatachlor epoxide	mg/kg	0.002	-	-	-	-	-	-	-	-
	Methachlorphos	mg/kg	0.002	-	-	-	-	-	-	-	-
	Propetamphos	mg/kg	0.002	-	-	-	-	-	-	-	-
	Simetryn	mg/kg	0.05	-	-	-	-	-	-	-	-
	Sodium Acifluorfen	mg/kg	-	-	-	-	-	-	-	-	-
	Terbufos	mg/kg	0.003	-	-	-	-	-	-	-	-
	2,4,5-TP (Silvex)	mg/kg	-	-	-	-	-	-	-	-	-
	Hedonal	mg/kg	-	-	-	-	-	-	-	-	-
	2,4-DDT	mg/kg	0.003	-	-	-	-	-	-	-	-
	2,4-Dichloroprop	mg/kg	-	-	-	-	-	-	-	-	-
	4-(2,4-Dichlorophenoxy)butyric Acid (2,4-DB)	mg/kg	-	-	-	-	-	-	-	-	-
	4,4-DDE	mg/kg	0.005	-	-	-	-	-	-	-	-
	4-Chlorophenoxy acetic acid	mg/kg	-	-	-	-	-	-	-	-	-
	a-BHC	mg/kg	0.002	24	-	-	-	-	-	-	-
	Aldrin	mg/kg	0.002	18	-	-	-	-	-	-	-
	Ametryn	mg/kg	0.05	-	-	-	-	-	-	-	-
	Acetyl (hexnill)	mg/kg	-	-	-	-	-	-	-	-	-
	Atraton	mg/kg	0.05	-	-	-	-	-	-	-	-
	Atrazine	mg/kg	0.05	1200	-	-	-	-	-	-	-
	Azinophos methyl	mg/kg	0.005	-	-	-	-	-	-	-	-
	b-BHC	mg/kg	0.002	8.1	-	-	-	-	-	-	-
	Bentazone	mg/kg	0.1	-	-	-	-	-	-	-	-
	Bromoxnill	mg/kg	-	-	-	-	-	-	-	-	-
	Carbofenthoion	mg/kg	0.003	-	-	-	-	-	-	-	-
	chlordan	mg/kg	0.002	-	-	-	-	-	-	-	-
	Chlordane (cis)	mg/kg	0.002	-	-	-	-	-	-	-	-
	Azinphos Ethyl	mg/kg	0.005	-	-	-	-	-	-	-	-
	Chlordane (trans)	mg/kg	0.05	-	-	-	-	-	-	-	-
	Chlorfenvinphos	mg/kg	0.003	-	-	-	-	-	-	-	-
	Chlorotoluron	mg/kg	-	-	-	-	-	-	-	-	-
	Chlorovifos	mg/kg	0.002	-	-	-	-	-	-	-	-
	Chlorpyrifos-methyl	mg/kg	0.002	-	-	-	-	-	-	-	-
	Cyanazine	mg/kg	-	-	-	-	-	-	-	-	-
	d-BHC	mg/kg	0.002	-	-	-	-	-	-	-	-
	DDD	mg/kg	0.005	-	-	-	-	-	-	-	-
	DDT	mg/kg	0.005	-	-	-	-	-	-	-	-
	Chlorothalonil	mg/kg	0.002	-	-	-	-	-	-	-	-
	Diazinon	mg/kg	0.001	-	-	-	-	-	-	-	-
	Dicamba	mg/kg	-	-	-	-	-	-	-	-	-
	Dichlobenil	mg/kg	0.001	-	-	-	-	-	-	-	-
	cis-Permethrin	mg/kg	0.003	-	-	-	-	-	-	-	-
	Dichlorvos	mg/kg	0.002	16	-	-	-	-	-	-	-
	Diclofop	mg/kg	-	-	-	-	-	-	-	-	-
	Dieldrin	mg/kg	0.005	18	-	-	-	-	-	-	-
Dimethoate	mg/kg	0.003	-	-	-	-	-	-	-	-	
Dinoseb	mg/kg	-	-	-	-	-	-	-	-	-	
Diuron	mg/kg	-	-	-	-	-	-	-	-	-	
Endosulfan I	mg/kg	0.001	1200	-	-	-	-	-	-	-	
Endosulfan II	mg/kg	0.01	-	-	-	-	-	-	-	-	
Endosulfan sulphate	mg/kg	0.005	-	-	-	-	-	-	-	-	
Endrin	mg/kg	0.003	-	-	-	-	-	-	-	-	
Endrin ketone	mg/kg	0.03	-	-	-	-	-	-	-	-	
Ethion	mg/kg	0.003	-	-	-	-	-	-	-	-	
Fenitrothion	mg/kg	0.005	-	-	-	-	-	-	-	-	
Fenitrothion	mg/kg	0.01	-	-	-	-	-	-	-	-	
Fluroxypyr	mg/kg	0.1	-	-	-	-	-	-	-	-	

		Field ID	OH07035-X-0.50-ES-191107	OH07035-X-1.00-ES-191107	OH07035-X-10.00-ES-191112	OH07035-X-2.00-ES-191107	OH07035-X-2.80-ES-191107	OH07035-X-23.00-ES-191115	OH07035-X-27.80-ES-191118	OH07035-X-3.70-ES-191107	OH07035-X-32.10-ES-191127	
		Location Code	OH07035	OH07035	OH07035	OH07035	OH07035	OH07035	OH07035	OH07035	OH07035	
		Sample Depth Range	0.5	1	10	2	2.8	23	27.8	3.7	32.1	
		Sample Date	07/11/2019	07/11/2019	12/11/2019	07/11/2019	07/11/2019	15/11/2019	18/11/2019	07/11/2019	27/11/2019	
		Matrix Description	C4SL Public Open Space (POS) Residential									
		Matrix Description	LQM S4UL Public Open Space (POS) Residential - 1% SOM									
Chem Group	ChemName	output unit	EQL									
	g-BHC (Lindane)	mg/kg	0.001	-	-	-	-	-	-	-	-	
	Heptachlor	mg/kg	0.003	-	-	-	-	-	-	-	-	
	Isodrin	mg/kg	0.002	-	-	-	-	-	-	-	-	
	Isoproturon	mg/kg	-	-	-	-	-	-	-	-	-	
	Linuron	mg/kg	-	-	-	-	-	-	-	-	-	
	Malathion	mg/kg	0.002	-	-	-	-	-	-	-	-	
	2-Methyl-4-chlorophenoxyacetic acid	mg/kg	-	-	-	-	-	-	-	-	-	
	2-Methyl-4-Chlorophenoxy Butanoic Acid	mg/kg	-	-	-	-	-	-	-	-	-	
	Mecoprop	mg/kg	-	-	-	-	-	-	-	-	-	
	Methoxychlor	mg/kg	0.005	-	-	-	-	-	-	-	-	
	Methyl parathion	mg/kg	0.01	-	-	-	-	-	-	-	-	
	Mevinphos (Phosdrin)	mg/kg	0.002	-	-	-	-	-	-	-	-	
	o,p-DDD	mg/kg	0.005	-	-	-	-	-	-	-	-	
	o,p'-DDE	mg/kg	0.002	-	-	-	-	-	-	-	-	
	o,p'-Methoxychlor	mg/kg	0.05	-	-	-	-	-	-	-	-	
	Parathion	mg/kg	0.005	-	-	-	-	-	-	-	-	
	Pendimethalin	mg/kg	0.01	-	-	-	-	-	-	-	-	
	Permethrin	mg/kg	0.05	-	-	-	-	-	-	-	-	
	Permethrin II	mg/kg	0.003	-	-	-	-	-	-	-	-	
	Phorate	mg/kg	0.01	-	-	-	-	-	-	-	-	
	Priniphos-methyl	mg/kg	0.002	-	-	-	-	-	-	-	-	
	Priniphos-ethyl	mg/kg	0.002	-	-	-	-	-	-	-	-	
	Prometon	mg/kg	0.05	-	-	-	-	-	-	-	-	
	Prometryn	mg/kg	0.05	-	-	-	-	-	-	-	-	
	Pronamide	mg/kg	0.002	-	-	-	-	-	-	-	-	
	Propazine	mg/kg	0.05	-	-	-	-	-	-	-	-	
	Propiconazole	mg/kg	-	-	-	-	-	-	-	-	-	
	Propoxycarbazono-sodium	mg/kg	-	-	-	-	-	-	-	-	-	
	Simazine	mg/kg	0.05	-	-	-	-	-	-	-	-	
	Terbutryn	mg/kg	0.05	-	-	-	-	-	-	-	-	
	Terbutylazine	mg/kg	0.05	-	-	-	-	-	-	-	-	
	Phosalone	mg/kg	0.005	-	-	-	-	-	-	-	-	
	Phosphamidon	mg/kg	0.005	-	-	-	-	-	-	-	-	
	Triadimefon	mg/kg	0.002	-	-	-	-	-	-	-	-	
	Triallate	mg/kg	0.002	-	-	-	-	-	-	-	-	
	Triclopyr	mg/kg	0.1	-	-	-	-	-	-	-	-	
	Tricosan	mg/kg	-	-	-	-	-	-	-	-	-	
	Trifluralin	mg/kg	0.01	-	-	-	-	-	-	-	-	
	Tebuconazole	mg/kg	-	-	-	-	-	-	-	-	-	
	Telodrin	mg/kg	0.05	-	-	-	-	-	-	-	-	
	Triazophos	mg/kg	0.003	-	-	-	-	-	-	-	-	
SVOC TIC	SVOC TICs - Detect	Detect	-	-	-	-	-	-	-	-	-	
	Anthraquinone 9,10-	mg/kg	-	-	-	-	-	-	-	-	-	
	SVOC Tentatively Identified Compounds	mg/kg	0.1	-	-	-	-	-	-	-	-	
	Aniline	mg/kg	0.3	-	-	-	-	-	-	-	-	
VOC TIC	VOC TICs - Detect	Detect	-	-	-	-	-	-	-	-	-	
	VOC Tentatively Identified Compounds	mg/kg	0.05	-	-	-	-	-	-	-	-	
	Freon 113	mg/kg	0.005	-	-	-	-	-	-	-	-	
Other	Temperature	°C	-	-	-	-	-	-	-	<0.005	-	
	Conductivity @ 20°C	µS/cm	14	-	-	-	-	-	-	-	-	
	% Stones <4mm	%	0	0	0	0	0	100	100	0	100	
	Fraction of non-crushable material	%	0	0	0	0	0	0	0	0	0	
	Moisture Content (dried @35°C)	%	-	-	-	-	-	-	-	-	-	
	Moisture Content 105C	%	0.1	26.8	27.6	44.7 - 46.7	26.8	19	26.8	20.3	23.1	
	pH (Lab)	pH Units	1	10	8.6	7.9 - 8	9.4	10.6	8.4	8.8	8.6	
	Stone Content	%	0.1	4	0	0	0	8.7	7.6	6.5	0	
	Total Organic Carbon	%	0.02	0.56	0.49	2.26 - 2.44	0.59	0.9	0.45	0.25	2.09	

**Env Stds Comments**  
 #1:GAC is only presented as speciated chromium. 7.7mg/kg is used for hexavalent. If hexavalent chromium (CVI) data is available, a value of 1,500mg/kg r  
 #2:C4SL for lead adopted  
 #3:GAC only presented as speciated mercury. 16mg/kg is used for elemental mercury. If the CSM indicates that elemental mercury is not a CoC and mercury  
 #4:Updated S4UL for nickel  
 #5:S4UL exceeds solubility saturation limit  
 #6:Criteria derived for Al<sup>3</sup>-C16-C35 split between Al<sup>3</sup>-C16-21 & Al<sup>3</sup>-C21-35. Requires summation of fractions to use Al<sup>3</sup>-C16-C35 criteria.  
 #7:Criteria presented is for p-xylene. A separate value is presented for o-xylene.  
 #8:S4UL based on a threshold protective of direct skin contact with phenol

**Legend**

32.2	Results exceeds GAC.
<50	Results MDL is greater than GAC.
NAD	No asbestos detected.
-	Determinand has not been tested for.

**Notes**  
 A range is given where a determinand has been analysed for by more than one method.

		Field ID	OH7035-X-4.60-ES-191111	OH7035-X-4.17-ES-191127	OH7035-X-5.80-ES-191111	OH7035-X-6.40-ES-191111	OH7035-X-0.05-ES-191028	OH7035-X-1.00-ES-191028	OH7035-X-2.00-ES-191028	OH7035-X-27.00-ES-191105	OH7035-X-20.50-ES-191105
		Location Code	OH7035	OH7035	OH7035	OH7035	OH7035	OH7035	OH7035	OH7035	OH7035
		Sample Depth Range	4.6	45.17	5.5	6.4	0.05	1	2	27	29.5
		Matrix Description									
		Sampled Date Time	11/11/2019	27/11/2019	11/11/2019	11/11/2019	28/10/2019	28/10/2019	28/10/2019	05/11/2019	05/11/2019
		LOM S4UL Public Open Space (POS) Residential									
		C4SL Public Open Space (POS) Residential									
Chem Group	ChemName	output unit	EQ1								
Anthrax	Detection of Anthrax (Bacillus Anthracis)	Not Isolated	-	-	-	-	-	-	-	-	-
Metals	Antimony	mg/kg	0.1	10.3	15.2	1.7	0.6	0.6	8.2	-	-
	Arsenic	mg/kg	0.3	39.7	0.5	14.2	12	16.2	18.9	7.4	3.5
	Boron	mg/kg	0.5	21000	0.6	7.9	21.7	1.9	1.6	0.9	1
	Cadmium	mg/kg	0.02	220	0.98	0.19	0.73	0.25	0.18	0.49	0.12
	Chromium (hexavalent)	mg/kg	0.1	21	7.7	<0.1	<0.1	<0.1	<0.1	<0.1	<0.1
	Chromium	mg/kg	0.5	21	134.3	2.3	35.2	33.5	34.8	33.5	29.3
	Cobalt	mg/kg	0.1	-	-	-	-	-	-	-	5
	Copper	mg/kg	0.5	12000	2.3	411.9	35.2	24.7	18.1	10.7	4.3
	Lead	mg/kg	0.5	630	518.9	1.7	241.5	41.9	15.7	1069	5.9
	Mercury	mg/kg	0.1	3	0.94	<0.1	0.98	0.29	<0.1	0.79	<0.1
	Molybdenum	mg/kg	0.1	4.9	-	4.2	1.3	0.9	1.5	-	-
	Nickel	mg/kg	0.2	2300	56.9	4.2	62.1	26	33.8	30.4	12.9
	Selenium	mg/kg	0.5	1100	1.6	<0.5	0.6	0.9	0.7	0.5	<0.5
	Vanadium	mg/kg	0.2	2000	45.2	22.8	44.3	68.8	56.7	44.6	-
	Zinc	mg/kg	1.9	81000	593	12.4	329.7	100.2	69	336.9	33
Asbestos	Anthophyllite	Detect	-	-	-	-	-	-	-	-	52.2
	Asbestos Containing Material	Detect	-	-	-	-	-	-	-	-	-
	Asbestos Analysis Comments	-	-	-	-	-	-	-	-	-	-
	Asbestos PCOM Quantification	%	0.001	-	-	-	-	-	-	-	-
	Asbestos Quantification Total	%	0.001	-	-	-	-	-	4.015	-	-
	Asbestos: Actinolite	Detect	-	-	-	-	-	-	-	-	-
	Additional Asbestos Components (Using TM048)	Comment	-	-	-	-	-	-	-	-	-
	Crocidolite Asbestos	Detect	-	-	-	-	-	-	-	-	-
	Asbestos Gravimetric Quantification	%	0.001	-	-	-	-	-	-	-	-
	Asbestos ID (Stage 1)	Detect	NAD	NAD	NAD	NAD	NAD	NAD	Detected	NAD	NAD
	Chrysotile Asbestos	Detect	-	-	-	-	-	-	-	-	-
	Amosite Asbestos	Detect	-	-	-	-	-	-	-	-	-
	Non-Asbestos Fibre	Detect	-	-	-	-	-	-	-	-	-
	Tremolite	Detect	-	-	-	-	-	-	-	-	-
Inorganics	Ammoniacal Nitrogen as N	mg/kg	12	-	-	-	-	-	-	-	-
	Cyanide (Free)	mg/kg	0.5	<0.5	<0.5	<0.5	<0.5	<0.5	<0.5	<0.5	<0.5
	Cyanide Total	mg/kg	0.5	2.2	<0.5	1.8	<0.5	<0.5	<0.5	<0.5	<0.5
	Cyanides-complex	mg/kg	1	-	-	-	-	-	-	-	-
	Phosphorus	mg/kg	4	266	-	-	-	-	-	-	-
	Coronene	mg/kg	0.3	-	<1.5	<0.3	-	-	-	-	-
	Naphthalene	mg/kg	0.005	4900	0.11	<0.08	<0.5 - 0.25	<0.005	<0.08	0.18	<0.08
	Acenaphthene	mg/kg	0.008	15000	<0.08	<0.08	<0.5 - 0.66	<0.08	<0.08	0.14	<0.08
	Acenaphthylene	mg/kg	0.012	19000	<0.08	<0.08	<0.08	<0.08	<0.08	0.09	<0.08
	Fluoranthene	mg/kg	0.017	3100	1.67	<0.08	1.32 - 2.85	<0.2 - 0.13	<0.08	0.08	<0.08
	Anthracene	mg/kg	0.016	74000	0.33	<0.08	<0.5 - 0.26	<0.08	<0.08	0.38	<0.08
	Phenanthrene	mg/kg	0.015	3100	0.79	<0.08	<0.5 - 1.89	<0.08	<0.08	1.17	<0.08
	Fluorene	mg/kg	0.01	9000	<0.08	<0.08	<1 - 0.27	<0.08	<0.08	0.12	<0.08
	Chrysene	mg/kg	0.01	57	0.79	<0.08	0.557 - 1.01	<0.08	<0.08	1.1	<0.08
	Pyrene	mg/kg	0.015	7400	1.29	<0.08	1.05 - 2.11	<0.2 - 0.1	<0.08	0.08	<0.08
	Benzo(a)anthracene	mg/kg	0.014	29	0.86	<0.08	<1 - 0.75	<0.08	<0.08	0.96	<0.08
	Benzo(b)fluoranthene	mg/kg	0.015	7.1	1.07	<0.08	<1 - 0.9	<0.08	<0.08	1.44	<0.08
	Benzo(k)fluoranthene	mg/kg	0.014	190	0.43	<0.08	<1 - 0.3	<0.08	<0.08	0.55	<0.08
	Benzo(a)pyrene	mg/kg	0.015	5.7	0.87	<0.08	<1 - 0.42	<0.08	<0.08	1.1	<0.08
	Dibenz(a,h)anthracene	mg/kg	0.023	0.57	0.99	<0.08	<0.08	<0.08	<0.08	0.15	<0.08
	Benzo(g,h,i)perylene	mg/kg	0.024	640	0.43	<0.08	<2.5 - 0.22	<0.08	<0.08	0.66	<0.08
	Indeno(1,2,3-c,d)lovene	mg/kg	0.018	82	0.46	<0.08	<2.5 - 0.27	<0.08	<0.08	0.78	<0.08
	PAH 16 Total	mg/kg	0.118	-	<0.45	<1.28	<12.3	<1.35	<1.28	12.4	<1.28
TPH CWG	>C6-C8 Aliphatics	mg/kg	0.01	600000	<0.2	-	<0.2	<0.2	<0.2	<0.2	-
	>C6-C7 Aliphatics	mg/kg	0.2	-	<0.2	-	<0.2	<0.2	<0.2	<0.2	-
	>C6-C8 Aliphatics	mg/kg	0.1	600000	<0.2	-	<0.2	<0.2	<0.2	<0.2	-
	>C10-C44 Aliphatics	mg/kg	5	-	-	-	-	-	-	-	-
	>C7-C8 Aliphatics	mg/kg	0.2	-	<0.2	-	<0.2	<0.2	<0.2	<0.2	-
	>C10-C44 Aliphatics/Aromatics	mg/kg	10	-	-	-	-	-	-	-	-
	>C8-C10 Aliphatics	mg/kg	0.01	13000	<0.2	-	<0.2	<0.2	<0.2	<0.2	-
	>C10-C12 Aliphatics	mg/kg	0.01	13000	<4	-	<4	<4	<4	<4	-
	>C12-C16 Aliphatics	mg/kg	0.1	19000	<4	-	<4	<4	<4	<4	-
	>C16-C21 Aliphatics	mg/kg	0.1	222	45.6	222	8.81	<4	<4	<4	-
	>C21-C35 Aliphatics	mg/kg	0.1	232	582	582	29.7	<8.76	<8.76	68	-
	>C35-C44 Aliphatics	mg/kg	0.1	250000	-	-	-	-	-	-	-
	>C8-C10 Aliphatics	mg/kg	0.05	-	-	-	-	-	-	-	-
	>C8-C40 Aliphatics	mg/kg	20	316	-	854	40.6	<20	<20	82.7	-
	Total Aliphatics >C12-C44	mg/kg	0.1	-	-	-	-	-	-	-	-
	>EC5-EC10 Aromatics	mg/kg	0.05	-	-	-	-	-	-	-	-
	>EC5-EC7 Aromatics	mg/kg	0.01	56000	<0.01	<0.01	<0.01	<0.2	<0.2	<0.2	-
	>EC6-EC7 Aromatics	mg/kg	0.01	-	-	-	-	-	-	-	-
	>EC7-EC8 Aromatics	mg/kg	0.01	56000	<0.01	<0.01	<0.01	<0.2	<0.2	<0.2	-
	>EC8-EC10 Aromatics	mg/kg	0.01	5000	<4	<4	<4	<4	<4	<4	-
	>EC10-EC12 Aromatics	mg/kg	0.01	5000	<4	<4	<4	<4	<4	<4	-
	>EC8-EC40 Aromatics	mg/kg	20	180	-	703	67.7	24	35.7	78.3	-
	>EC10-EC44 Aromatics	mg/kg	5	-	-	-	-	-	-	-	-
	>EC12-EC16 Aromatics	mg/kg	0.1	5100	<4	504	5.32	<4	<4	<4	-
	>EC16-EC21 Aromatics	mg/kg	0.1	3800	17.2	-	195	13.9	4.74	7.02	19.6
	>EC21-EC35 Aromatics	mg/kg	0.1	3800	155	-	500	44.5	11.3	17.3	44.7
	>EC35-EC44 Aromatics	mg/kg	0.1	3800	-	-	-	-	-	-	-
	>EC40-EC44 Aromatics	mg/kg	0.1	-	-	-	-	-	-	-	-
	>EC12-EC44 Aromatics	mg/kg	0.1	-	-	-	-	-	-	-	-
	TPH Aliphatics & Aromatics >C5-44	mg/kg	0.1	-	-	-	-	-	-	-	-





Chem Group	ChemName	output unit	EQL	Field ID	OH7035-X-4.60-ES-191111	OH7035-X-4.17-ES-191127	OH7035-X-5.50-ES-191111	OH7035-X-6.40-ES-191111	OH7035-X-0.05-ES-191028	OH7035-X-1.00-ES-191028	OH7035-X-2.00-ES-191028	OH7035-X-27.00-ES-191105	OH7035-X-20.50-ES-191105	
				Location Code	OH7035	OH7035	OH7035	OH7035	OH7035	OH7035	OH7035	OH7035	OH7035	OH7035
				Sample Depth	4.6	45.17	5.5	6.4	0.05	1	2	27	29.5	
				Sample Date	11/11/2019	27/11/2019	11/11/2019	11/11/2019	28/10/2019	28/10/2019	28/10/2019	05/11/2019	05/11/2019	
				Matrix Description	LQM S4UL Public Open Space (POS) Residential - 1% SOM									
				C4SL Public Open Space (POS) Residential										
SVOC	Benzyl alcohol	mg/kg	0.5	-	-	-	<2.5	<0.5	-	-	-	-	-	
	Diphenyl ether	mg/kg	0.1	-	-	-	<0.5	0.887	-	-	-	-	-	
	4-bromophenyl phenyl ether	mg/kg	0.1	-	-	-	<0.5	<0.1	-	-	-	-	-	
	4-nitroaniline	mg/kg	0.1	-	-	-	<3	<0.6	-	-	-	-	-	
	4-nitrophenol	mg/kg	0.1	-	-	-	<2.5	<0.5	-	-	-	-	-	
	1,1-Biohexyl	mg/kg	0.1	-	-	-	<0.5	<0.1	-	-	-	-	-	
	1,2,3,4-tetrachlorobenzene	mg/kg	0.001	830	-	-	-	-	-	-	-	-	-	
	1-Methylnaphthalene	mg/kg	0.1	-	-	-	<0.5	<0.1	-	-	-	-	-	
	2,4,5-trichlorophenol	mg/kg	0.1	-	-	-	<0.5	<0.1	-	-	-	-	-	
	2,4,6-trichlorophenol	mg/kg	0.1	-	-	-	<0.5	<0.1	-	-	-	-	-	
	2,4-dichlorophenol	mg/kg	0.1	-	-	-	<0.5	<0.1	-	-	-	-	-	
	2,4-dimethylphenol	mg/kg	0.1	-	-	-	<0.5	<0.1	-	-	-	-	-	
	2,4-dinitrophenol	mg/kg	0.5	-	-	-	<2.6	<0.5	-	-	-	-	-	
	2,4-dinitrotoluene	mg/kg	0.1	-	-	-	<1	0.634	-	-	-	-	-	
	2,6-dinitrotoluene	mg/kg	0.1	-	-	-	<2.5	<0.5	-	-	-	-	-	
	2-chloronaphthalene	mg/kg	0.1	-	-	-	<0.5	<0.1	-	-	-	-	-	
	2-chlorophenol	mg/kg	0.1	-	-	-	<0.5	<0.1	-	-	-	-	-	
	2-methylnaphthalene	mg/kg	0.1	-	-	-	<0.5	<0.1	-	-	-	-	-	
	2-methylphenol	mg/kg	0.1	-	-	-	<0.5	<0.1	-	-	-	-	-	
	2-nitroaniline	mg/kg	0.1	-	-	-	<2.5	<0.5	-	-	-	-	-	
	2-nitrophenol	mg/kg	0.1	-	-	-	<0.5	<0.1	-	-	-	-	-	
	3-nitroaniline	mg/kg	0.1	-	-	-	<72.5	<14.5	-	-	-	-	-	
	4,6-Dinitro-2-methylphenol	mg/kg	0.2	-	-	-	<1	<0.2	-	-	-	-	-	
	4-chloro-3-methylphenol	mg/kg	0.1	-	-	-	<0.5	<0.1	-	-	-	-	-	
	4-chloroaniline	mg/kg	0.1	-	-	-	<2.5	<0.5	-	-	-	-	-	
	4-chlorophenol	mg/kg	0.5	620	-	-	<2.6	<0.5	-	-	-	-	-	
	4-chlorophenyl phenyl ether	mg/kg	0.1	-	-	-	<0.5	<0.1	-	-	-	-	-	
	4-methylphenol	mg/kg	0.1	-	-	-	-	-	-	-	-	-	-	
	Azobenzene	mg/kg	0.1	-	-	-	<1.5	<0.3	-	-	-	-	-	
	Benzoic Acid	mg/kg	0.5	-	-	-	<2.5	<0.5	-	-	-	-	-	
	Bis(2-chloroethoxy) methane	mg/kg	0.1	-	-	-	<0.5	<0.1	-	-	-	-	-	
	Bis(2-chloroethyl) ether	mg/kg	0.1	-	-	-	<0.5	<0.1	-	-	-	-	-	
	Bis(2-chloroisopropyl) ether	mg/kg	0.1	-	-	-	<2.5	<0.5	-	-	-	-	-	
	Bis(2-ethylhexyl) phthalate	mg/kg	0.1	-	-	-	<1	<0.2	-	-	-	-	-	
	Butyl benzyl phthalate	mg/kg	0.1	-	-	-	<1	<0.2	-	-	-	-	-	
	Cabazole	mg/kg	0.1	-	-	-	<1.5	<0.3	-	-	-	-	-	
	Dibenzofuran	mg/kg	0.1	-	-	-	<0.5	<0.1	-	-	-	-	-	
	Diethylphthalate	mg/kg	0.1	-	-	-	<0.5	<0.1	-	-	-	-	-	
	Dimethyl phthalate	mg/kg	0.1	-	-	-	<0.5	<0.1	-	-	-	-	-	
	Di-n-butyl phthalate	mg/kg	0.1	-	-	-	<0.5	<0.1	-	-	-	-	-	
	Di-n-octyl phthalate	mg/kg	0.1	-	-	-	<1	<0.2	-	-	-	-	-	
	Hexachlorobenzene	mg/kg	0.002	16	-	-	<0.5	<0.1	-	-	-	-	-	
	Hexachlorocyclopentadiene	mg/kg	0.1	-	-	-	<0.5	<0.1	-	-	-	-	-	
	Hexachloroethane	mg/kg	0.1	-	-	-	<0.5	<0.1	-	-	-	-	-	
	Isochlorone	mg/kg	0.1	-	-	-	<0.5	1.05	-	-	-	-	-	
Nitrobenzene	mg/kg	0.1	-	-	-	<2.5	<0.5	-	-	-	-	-		
N-nitrosodipropylamine	mg/kg	0.1	-	-	-	<4.5	<0.9	-	-	-	-	-		
n-Nitrosodiphenylamine	mg/kg	0.1	-	-	-	<0.5	<0.1	-	-	-	-	-		
Pentachlorobenzene	mg/kg	0.001	100	-	-	-	-	-	-	-	-	-		
Pentachloronitrobenzene	mg/kg	0.05	-	-	-	-	-	-	-	-	-	-		
Pentachlorophenol	mg/kg	0.1	60	-	-	<2.5	<0.5	-	-	-	-	-		
PCB	PCB-110	mg/kg	-	-	-	-	-	-	-	-	-	-	-	
	PCB-128	mg/kg	-	-	-	-	-	-	-	-	-	-	-	
	PCB-141	mg/kg	-	-	-	-	-	-	-	-	-	-	-	
	PCB-149	mg/kg	-	-	-	-	-	-	-	-	-	-	-	
	PCB-151	mg/kg	-	-	-	-	-	-	-	-	-	-	-	
	PCB-158	mg/kg	-	-	-	-	-	-	-	-	-	-	-	
	PCB-170	mg/kg	-	-	-	-	-	-	-	-	-	-	-	
	PCB-18	mg/kg	-	-	-	-	-	-	-	-	-	-	-	
	PCB-183	mg/kg	-	-	-	-	-	-	-	-	-	-	-	
	PCB-187	mg/kg	-	-	-	-	-	-	-	-	-	-	-	
	PCB-194	mg/kg	-	-	-	-	-	-	-	-	-	-	-	
	PCB-31	mg/kg	-	-	-	-	-	-	-	-	-	-	-	
	PCB-44	mg/kg	-	-	-	-	-	-	-	-	-	-	-	
	PCB-49	mg/kg	-	-	-	-	-	-	-	-	-	-	-	
	2,2,4-tetrachloro-1,1-Biphenyl	mg/kg	-	-	-	-	-	-	-	-	-	-	-	
	2,3,4,4-tetrachloro-1,1-Biphenyl	mg/kg	-	-	-	-	-	-	-	-	-	-	-	
	Heptachlorobiphenyl, 2,3,3,4,4,5,5- (PCB 189)	mg/kg	0.003	<0.005	-	-	<0.005	<0.005	-	-	-	-	-	
	Hexachlorobiphenyl, 2,3,3,4,4,5- (PCB 156)	mg/kg	0.003	<0.005	-	-	<0.005	<0.005	-	-	-	-	-	
	Hexachlorobiphenyl, 2,3,3,4,4,5- (PCB 157)	mg/kg	0.003	<0.005	-	-	<0.005	<0.005	-	-	-	-	-	
	Hexachlorobiphenyl, 2,3,4,4,5,5- (PCB 167)	mg/kg	0.003	<0.005	-	-	<0.005	<0.005	-	-	-	-	-	
	Hexachlorobiphenyl, 3,3,4,4,5,5- (PCB 169)	mg/kg	0.003	<0.005	-	-	<0.005	<0.005	-	-	-	-	-	
	PCB 101	mg/kg	0.003	<0.005	-	-	<0.005	<0.005	-	-	-	-	-	
	PCB 118	mg/kg	0.003	<0.005	-	-	<0.005	<0.005	-	-	-	-	-	
	PCB 138	mg/kg	0.003	<0.005	-	-	<0.005	<0.005	-	-	-	-	-	
	PCB 153	mg/kg	0.003	<0.005	-	-	<0.005	<0.005	-	-	-	-	-	
	PCB 160	mg/kg	0.003	<0.005	-	-	<0.005	<0.005	-	-	-	-	-	
	PCB 26	mg/kg	0.003	<0.005	-	-	<0.005	<0.005	-	-	-	-	-	
	PCB 52	mg/kg	0.003	<0.005	-	-	<0.005	<0.005	-	-	-	-	-	
	Pentachlorobiphenyl, 2,3,3,4,4- (PCB 105)	mg/kg	0.003	<0.005	-	-	<0.005	<0.005	-	-	-	-	-	
	Pentachlorobiphenyl, 2,3,4,4,5- (PCB 114)	mg/kg	0.003	<0.005	-	-	<0.005	<0.005	-	-	-	-	-	
	Pentachlorobiphenyl, 2,3,4,4,5- (PCB 123)	mg/kg	0.003	<0.005	-	-	<0.005	<0.005	-	-	-	-	-	
	Pentachlorobiphenyl, 3,3,4,4,5- (PCB 126)	mg/kg	0.003	<0.005	-	-	<0.005	<0.005	-	-	-	-	-	
Tetrachlorobiphenyl, 3,3,4,4- (PCB 77)	mg/kg	0.003	<0.005	-	-	<0.005	<0.005	-	-	-	-	-		
Tetrachlorobiphenyl, 3,4,4,5- (PCB 81)	mg/kg	0.003	<0.005	-	-	<0.005	<0.005	-	-	-	-	-		
Total PCB 7 congeners	mg/kg	0.021	-	-	-	-	-	-	-	-	-	-		
Total PCB WHO 12	mg/kg	0.036	-	-	-	-	-	-	-	-	-	-		

		Field ID	OH7035-X-4.60-ES-191111	OH7035-X-4.5.17-ES-191127	OH7035-X-5.50-ES-191111	OH7035-X-6.40-ES-191111	OH7036-X-0.05-ES-191028	OH7036-X-1.00-ES-191028	OH7036-X-2.00-ES-191028	OH7036-X-27.00-ES-191105	OH7036-X-29.50-ES-191105
		Location Code	OH7035	OH7035	OH7035	OH7035	OH7036	OH7036	OH7036	OH7036	OH7036
		Sample Depth Range	4.6	45.17	5.5	6.4	0.05	1	2	27	29.5
		Sample Date Time	11/11/2019	27/11/2019	11/11/2019	11/11/2019	28/10/2019	28/10/2019	28/10/2019	05/11/2019	05/11/2019
		Matrix Description	LQM S4UL Public Open Space (POS) Residential - 1% SOM								
		C4SUL Public Open Space (POS) Residential									
Chem Group	ChemName	output unit	EQL								
Phenolics	Xenonols	mg/kg	0.015	-	-	-	-	-	-	-	-
	Phenol Index	mg/kg	0.5	<0.5	<0.5	8.7	<0.5	<0.5	<0.5	<0.5	<0.5
	3-84-methylphenol	mg/kg	0.1	-	-	<0.5	<0.1	-	-	-	-
	Cresol Total	mg/kg	0.01	-	-	-	-	-	-	-	-
	Phenol	mg/kg	0.01	-	-	<0.5	<0.1	-	-	-	-
Organofins	Phenols Monochydric	mg/kg	0.035	-	-	-	-	-	-	-	-
	Dibutyltin	mg/kg	-	-	-	-	-	-	-	-	-
	Monophenyltin	mg/kg	-	-	-	-	-	-	-	-	-
	Diphenyltin	mg/kg	-	-	-	-	-	-	-	-	-
	Monobutyltin	mg/kg	-	-	-	-	-	-	-	-	-
	Tetrabutyltin	mg/kg	-	-	-	-	-	-	-	-	-
	Tributyltin	mg/kg	0.001	<0.005	-	<0.005	<0.005	-	-	-	-
Pesticides	Triphenyltin	mg/kg	-	-	-	-	-	-	-	-	-
	Ethionphos	mg/kg	0.002	-	-	-	-	-	-	-	-
	Heptachlor epoxide	mg/kg	0.002	-	-	-	-	-	-	-	-
	Methidathion	mg/kg	0.002	-	-	-	-	-	-	-	-
	Propetamphos	mg/kg	0.002	-	-	-	-	-	-	-	-
	Simetryn	mg/kg	0.05	-	-	-	-	-	-	-	-
	Sodium Acifluorfen	mg/kg	-	-	-	-	-	-	-	-	-
	Terbufos	mg/kg	0.003	-	-	-	-	-	-	-	-
	2,4,5-TP (Silvex)	mg/kg	-	-	-	-	-	-	-	-	-
	Hedonal	mg/kg	-	-	-	-	-	-	-	-	-
	2,4-DDT	mg/kg	0.003	-	-	-	-	-	-	-	-
	2,4-Dichloroprop	mg/kg	-	-	-	-	-	-	-	-	-
	4-(2,4-Dichlorophenoxy)butyric Acid (2,4-DB)	mg/kg	-	-	-	-	-	-	-	-	-
	4,4-DDE	mg/kg	0.005	-	-	-	-	-	-	-	-
	4-Chlorophenoxy acetic acid	mg/kg	-	-	-	-	-	-	-	-	-
	a-BHC	mg/kg	0.002	24	-	-	-	-	-	-	-
	Aldrin	mg/kg	0.002	18	-	-	-	-	-	-	-
	Ametryn	mg/kg	0.05	-	-	-	-	-	-	-	-
	Acetyl (hexenil)	mg/kg	-	-	-	-	-	-	-	-	-
	Atraton	mg/kg	0.05	-	-	-	-	-	-	-	-
	Atrazine	mg/kg	0.05	1200	-	-	-	-	-	-	-
	Azinophos methyl	mg/kg	0.005	-	-	-	-	-	-	-	-
	b-BHC	mg/kg	0.002	8.1	-	-	-	-	-	-	-
	Bentazone	mg/kg	0.1	-	-	-	-	-	-	-	-
	Bromoxynil	mg/kg	-	-	-	-	-	-	-	-	-
	Carbofenthothion	mg/kg	0.003	-	-	-	-	-	-	-	-
	chlordan	mg/kg	0.002	-	-	-	-	-	-	-	-
	Chlordane (cis)	mg/kg	0.002	-	-	-	-	-	-	-	-
	Azinphos Ethyl	mg/kg	0.005	-	-	-	-	-	-	-	-
	Chlordane (trans)	mg/kg	0.05	-	-	-	-	-	-	-	-
	Chlorfenvinphos	mg/kg	0.003	-	-	-	-	-	-	-	-
	Chlorotoluron	mg/kg	-	-	-	-	-	-	-	-	-
	Chlorovifos	mg/kg	0.002	-	-	-	-	-	-	-	-
	Chlorpyrifos-methyl	mg/kg	0.002	-	-	-	-	-	-	-	-
	Cyanazine	mg/kg	-	-	-	-	-	-	-	-	-
	d-BHC	mg/kg	0.002	-	-	-	-	-	-	-	-
	DDD	mg/kg	0.005	-	-	-	-	-	-	-	-
	DDT	mg/kg	0.005	-	-	-	-	-	-	-	-
	Chlorothalonil	mg/kg	0.002	-	-	-	-	-	-	-	-
	Diazinon	mg/kg	0.001	-	-	-	-	-	-	-	-
	Dicamba	mg/kg	-	-	-	-	-	-	-	-	-
	Dichlobenil	mg/kg	0.001	-	-	-	-	-	-	-	-
	cis-Permethrin	mg/kg	0.003	-	-	-	-	-	-	-	-
	Dichlorvos	mg/kg	0.002	16	-	-	-	-	-	-	-
	Diclofop	mg/kg	-	-	-	-	-	-	-	-	-
Dieldrin	mg/kg	0.005	18	-	-	-	-	-	-	-	
Dimethoate	mg/kg	0.003	-	-	-	-	-	-	-	-	
Dinoseb	mg/kg	-	-	-	-	-	-	-	-	-	
Diuron	mg/kg	-	-	-	-	-	-	-	-	-	
Endosulfan I	mg/kg	0.001	1200	-	-	-	-	-	-	-	
Endosulfan II	mg/kg	0.01	-	-	-	-	-	-	-	-	
Endosulfan sulphate	mg/kg	0.005	-	-	-	-	-	-	-	-	
Endrin	mg/kg	0.003	-	-	-	-	-	-	-	-	
Endrin ketone	mg/kg	0.03	-	-	-	-	-	-	-	-	
Ethion	mg/kg	0.003	-	-	-	-	-	-	-	-	
Fenitrothion	mg/kg	0.005	-	-	-	-	-	-	-	-	
Fenitrothion	mg/kg	0.01	-	-	-	-	-	-	-	-	
Fluroxypyr	mg/kg	0.1	-	-	-	-	-	-	-	-	

		Field ID	OH07035-X-4.60-ES-191111	OH07035-X-4.5.17-ES-191127	OH07035-X-5.50-ES-191111	OH07035-X-6.40-ES-191111	OH07036-X-0.05-ES-191028	OH07036-X-1.00-ES-191028	OH07036-X-2.00-ES-191028	OH07036-X-27.00-ES-191105	OH07036-X-29.50-ES-191105
		Location Code	OH07035	OH07035	OH07035	OH07035	OH07036	OH07036	OH07036	OH07036	OH07036
		Sample Depth Range	4.6	45.17	5.5	6.4	0.05	1	2	27	29.5
		Sample Date	11/11/2019	27/11/2019	11/11/2019	11/11/2019	28/10/2019	28/10/2019	28/10/2019	05/11/2019	05/11/2019
		Matrix Description	C4SL Public Open Space (POS) Residential								
		Matrix Description	LQM S4UL Public Open Space (POS) Residential - 1% SOM								
Chem Group	ChemName	output unit	EQL								
	o-BHC (Lindane)	mg/kg	0.001	-	-	-	-	-	-	-	-
	Heptachlor	mg/kg	0.003	-	-	-	-	-	-	-	-
	Isodrin	mg/kg	0.002	-	-	-	-	-	-	-	-
	Isoproturon	mg/kg	-	-	-	-	-	-	-	-	-
	Linuron	mg/kg	-	-	-	-	-	-	-	-	-
	Malathion	mg/kg	0.002	-	-	-	-	-	-	-	-
	2-Methyl-4-chlorophenoxyacetic acid	mg/kg	-	-	-	-	-	-	-	-	-
	2-Methyl-4-Chlorophenoxy Butanoic Acid	mg/kg	-	-	-	-	-	-	-	-	-
	Mecoprop	mg/kg	-	-	-	-	-	-	-	-	-
	Methoxychlor	mg/kg	0.005	-	-	-	-	-	-	-	-
	Methyl parathion	mg/kg	0.01	-	-	-	-	-	-	-	-
	Mevinphos (Phosdrin)	mg/kg	0.002	-	-	-	-	-	-	-	-
	o,p-DDD	mg/kg	0.005	-	-	-	-	-	-	-	-
	o,p'-DDE	mg/kg	0.002	-	-	-	-	-	-	-	-
	o,p'-Methoxychlor	mg/kg	0.05	-	-	-	-	-	-	-	-
	Parathion	mg/kg	0.005	-	-	-	-	-	-	-	-
	Pendimethalin	mg/kg	0.01	-	-	-	-	-	-	-	-
	Permethrin	mg/kg	0.05	-	-	-	-	-	-	-	-
	Permethrin II	mg/kg	0.003	-	-	-	-	-	-	-	-
	Phorate	mg/kg	0.01	-	-	-	-	-	-	-	-
	Priniphos-methyl	mg/kg	0.002	-	-	-	-	-	-	-	-
	Priniphos-ethyl	mg/kg	0.002	-	-	-	-	-	-	-	-
	Prometon	mg/kg	0.05	-	-	-	-	-	-	-	-
	Prometryn	mg/kg	0.05	-	-	-	-	-	-	-	-
	Pronamide	mg/kg	0.002	-	-	-	-	-	-	-	-
	Propazine	mg/kg	0.05	-	-	-	-	-	-	-	-
	Propiconazole	mg/kg	-	-	-	-	-	-	-	-	-
	Propoxycarbazono-sodium	mg/kg	-	-	-	-	-	-	-	-	-
	Simazine	mg/kg	0.05	-	-	-	-	-	-	-	-
	Terbutryn	mg/kg	0.05	-	-	-	-	-	-	-	-
	Terbutylazine	mg/kg	0.05	-	-	-	-	-	-	-	-
	Phoxalone	mg/kg	0.005	-	-	-	-	-	-	-	-
	Phosphamidon	mg/kg	0.005	-	-	-	-	-	-	-	-
	Triadimefon	mg/kg	0.002	-	-	-	-	-	-	-	-
	Triallate	mg/kg	0.002	-	-	-	-	-	-	-	-
	Triclopyr	mg/kg	0.1	-	-	-	-	-	-	-	-
	Triclosan	mg/kg	-	-	-	-	-	-	-	-	-
	Trifluralin	mg/kg	0.01	-	-	-	-	-	-	-	-
	Tebuconazole	mg/kg	-	-	-	-	-	-	-	-	-
	Telodrin	mg/kg	0.05	-	-	-	-	-	-	-	-
	Triazophos	mg/kg	0.003	-	-	-	-	-	-	-	-
SVOC TIC	SVOC TICs - Detect	Detect	-	-	-	-	-	-	-	-	-
	Anthraquinone 9,10-	mg/kg	-	-	-	-	-	-	-	-	-
	SVOC Tentatively Identified Compounds	mg/kg	0.1	-	-	-	-	-	-	-	-
	Aniline	mg/kg	0.3	-	-	-	-	-	-	-	-
VOC TIC	VOC TICs - Detect	Detect	-	-	-	-	-	-	-	-	-
	VOC Tentatively Identified Compounds	mg/kg	0.05	-	-	-	-	-	-	-	-
	Freon 113	mg/kg	0.005	-	-	-	-	-	-	-	-
Other	Temperature	°C	-	-	<0.005	<0.005	-	-	-	-	-
	Conductivity @ 20°C	µS/cm	14	-	-	-	-	-	-	-	-
	% Stones <4mm	%	39.1	100	76	0	0	72.4	100	100	0
	Fraction of non-crushable material	%	0	0	0	0	0	0	0	0	0
	Moisture Content (dried @35°C)	%	-	-	-	-	-	-	-	-	-
	Moisture Content 105C	%	0.1	39.4	23.8	19.7	42.6	22.5	19.7	16.8	8.4
	pH (Lab)	Units	7.4	8.5	8.6	8.3	7	6.8	6.5	8.5	8.3
	Stone Content	%	0.1	6.6	0	8	5.2	0	5.3	13.3	18.1
	Total Organic Carbon	%	0.02	24.4	0.31	14.6	5.03	0.43	0.32	2.58	0.13

**Env Stds Comments**  
 #1:GAC is only presented as speciated chromium. 7.7mg/kg is used for hexavalent. If hexavalent chromium (CVI) data is available, a value of 1,500mg/kg r  
 #2:C4SL for lead adopted  
 #3:GAC only presented as speciated mercury. 16mg/kg is used for elemental mercury. If the CSM indicates that elemental mercury is not a CoC and mercury  
 #4:Updated S4UL for nickel  
 #5:S4UL exceeds solubility saturation limit  
 #6:Criteria derived for Al<sup>3</sup>-C16-C35 split between Al<sup>3</sup>-C16-21 & Al<sup>3</sup>-C21-35. Requires summation of fractions to use Al<sup>3</sup>-C16-C35 criteria.  
 #7:Criteria presented is for p-xylene. A separate value is presented for o-xylene.  
 #8:S4UL based on a threshold protective of direct skin contact with phenol

Legend	Results exceeds GAC.
<50	Results MDL is greater than GAC.
NAD	No asbestos detected.
-	Determinand has not been tested for.

**Notes**  
 A range is given where a determinand has been analysed for by more than one method.



Chem Group	ChemName	output unit	EQL	Matrix Description											
				C4S1 Public Open Space (POS) Residential		LQM S4UL Public Open Space (POS) Residential - 1% SOM		C4S1 Public Open Space (POS) Residential		LQM S4UL Public Open Space (POS) Residential - 1% SOM		C4S1 Public Open Space (POS) Residential		LQM S4UL Public Open Space (POS) Residential - 1% SOM	
				Field ID	Location Code	OH07036-X-3.00-ES-191029	OH07036-X-32.80-ES-191118	OH07036-X-37.61-ES-191120	OH07036-X-4.00-ES-191029	OH07036-X-5.00-ES-191029	OH07036-X-6.00-ES-191029	OH07036-X-7.00-ES-191029	OH07037-X-0.05-ES-191010	OH07037-X-0.90-ES-191010	
				Sample Depth	3	32.8	37.61	4	5	6	7	0.05	0.9		
				Range	3	32.8	37.61	4	5	6	7	0.05	0.9		
				Sampled Date	29/10/2019	18/11/2019	20/11/2019	29/10/2019	29/10/2019	29/10/2019	29/10/2019	10/10/2019	10/10/2019		
				Matrix Description											
TPH	>C6-C8	mg/kg	0.02	<0.2	-	-	-	<0.2	<0.2	<0.2	<0.2	-	-		
	>C6-C7	mg/kg	0.02	<0.2	-	-	-	<0.2	<0.2	<0.2	<0.2	-	-		
	>C7-C8	mg/kg	0.02	<0.2	-	-	-	<0.2	<0.2	<0.2	<0.2	-	-		
	>C6-C9	mg/kg	0.02	<0.2	<0.2	<0.2	<0.2	<0.2	<0.2	<0.2	<0.2	-	-		
	>C8-C10	mg/kg	0.02	<0.2	<0.2	<0.2	<0.2	<0.2	<0.2	<0.2	<0.2	-	-		
	>C10-C12	mg/kg	0.02	-	<0.2	<0.2	<0.2	<0.2	<0.2	<0.2	<0.2	-	-		
	>C12-C16	mg/kg	2	-	<2	<2	<2	-	-	-	-	-	-		
	>C16-C21	mg/kg	2	-	<2	<2	<2	-	-	-	-	-	-		
	>C21-C28	mg/kg	35	-	-	-	-	-	-	-	-	-	-		
	>C21-C35	mg/kg	4.38	-	<4.38	<4.38	-	-	-	-	-	-	-		
	>C28-C35	mg/kg	35	-	-	-	-	-	-	-	-	-	-		
	>C31-C40	mg/kg	10	-	-	-	-	-	-	-	-	-	-		
	>C35-C40	mg/kg	35	-	<10	<10	-	-	-	-	-	-	-		
	GRO >C5-10	mg/kg	0.02	-	-	-	-	-	-	-	-	<0.02	<0.02		
	TPH >C8-C40	mg/kg	10	-	<10.2	<10.2	-	-	-	-	-	-	-		
	EPH >C5-40	mg/kg	35	-	-	-	-	-	-	-	-	-	-		
	EPH >C10-40	mg/kg	35	-	-	-	-	-	-	-	-	-	-		
	GRO	mg/kg	0.2	<0.2	-	-	<0.2	<0.2	<0.2	<0.2	<0.2	-	-		
	GRO >C5-12	mg/kg	0.1	-	-	-	-	-	-	-	-	-	-		
	TPH by GC/ED (AR)	mg/kg	10	-	<10	<10	-	-	-	-	-	-	-		
BTEX and MTBE	Benzene	mg/kg	0.001	140	72	<0.01 - 0.004	<10	<10	<0.01 - 0.004	<0.002	<0.002	<0.002	<0.009	<0.009	
	Toluene	mg/kg	0.005	56000	56000	<0.005	-	-	<0.005	<0.005	<0.005	<0.005	<0.007	<0.007	
	Ethylbenzene	mg/kg	0.002	24000	24000	<0.01	-	-	<0.01	<0.01	<0.01	<0.01	<0.004	<0.004	
	Xylene (m & o)	mg/kg	0.004	44000	44000	<0.004	-	-	<0.004	<0.004	<0.004	<0.004	<0.01	<0.01	
	Xylene (o)	mg/kg	0.002	41000	41000	<0.002	-	-	<0.002	<0.002	<0.002	<0.002	<0.01	<0.01	
	Xylene Total	mg/kg	0.02	-	-	<0.03	-	-	<0.03	<0.03	<0.03	<0.03	<0.02	<0.02	
	MTBE	mg/kg	0.001	-	-	-	-	-	-	-	-	-	<0.01	<0.01	
	Total BTEX	mg/kg	0.04	-	-	-	-	-	-	-	-	-	<0.04	<0.04	
VOC	Styrene	mg/kg	0.001	-	-	-	-	-	-	-	-	-	-	-	
	cis-1,3-dichloroethene	mg/kg	0.001	-	-	-	-	-	-	-	-	-	-	-	
	trans-1,3-dichloroethene	mg/kg	0.001	-	-	-	-	-	-	-	-	-	-	-	
	1,1,1,2-tetrachloroethane	mg/kg	0.001	1400	1400	-	-	-	-	-	-	-	-	-	
	1,1,1-trichloroethane	mg/kg	0.001	140000	140000	-	-	-	-	-	-	-	-	-	
	1,1,2,2-tetrachloroethane	mg/kg	0.001	1400	1400	-	-	-	-	-	-	-	-	-	
	1,1,2-dichloroethane	mg/kg	0.001	-	-	-	-	-	-	-	-	-	-	-	
	1,1-dichloroethane	mg/kg	0.001	-	-	-	-	-	-	-	-	-	-	-	
	1,1-dichloroethene	mg/kg	0.001	-	-	-	-	-	-	-	-	-	-	-	
	1,1-dichloroethane	mg/kg	0.001	-	-	-	-	-	-	-	-	-	-	-	
	1,2-dichloroethane	mg/kg	0.001	-	-	-	-	-	-	-	-	-	-	-	
	1,2-dichloroethene	mg/kg	0.001	29	29	-	-	-	-	-	-	-	-	-	
	1,3,5-trimethylbenzene	mg/kg	0.001	-	-	-	-	-	-	-	-	-	-	-	
	1,3-dichloropropane	mg/kg	0.001	-	-	-	-	-	-	-	-	-	-	-	
	2,2-dichloropropane	mg/kg	0.001	-	-	-	-	-	-	-	-	-	-	-	
	2-chlorotoluene	mg/kg	0.001	-	-	-	-	-	-	-	-	-	-	-	
	4-chlorotoluene	mg/kg	0.001	-	-	-	-	-	-	-	-	-	-	-	
	Bromobenzene	mg/kg	0.001	-	-	-	-	-	-	-	-	-	-	-	
	Bromochloromethane	mg/kg	0.001	-	-	-	-	-	-	-	-	-	-	-	
	Bromodichloromethane	mg/kg	0.001	-	-	-	-	-	-	-	-	-	-	-	
	Bromofrom	mg/kg	0.001	-	-	-	-	-	-	-	-	-	-	-	
	Bromomethane	mg/kg	0.001	-	-	-	-	-	-	-	-	-	-	-	
	Carbon disulfide	mg/kg	0.007	11000	11000	-	-	-	-	-	-	-	-	-	
	Carbon tetrachloride	mg/kg	0.001	890	890	-	-	-	-	-	-	-	-	-	
	Chlorobromomethane	mg/kg	0.001	-	-	-	-	-	-	-	-	-	-	-	
	Chloroethane	mg/kg	0.002	-	-	-	-	-	-	-	-	-	-	-	
	Chloroform	mg/kg	0.001	2500	2500	-	-	-	-	-	-	-	-	-	
	Chloromethane	mg/kg	0.003	-	-	-	-	-	-	-	-	-	-	-	
	cis-1,2-dichloroethene	mg/kg	0.005	-	-	-	-	-	-	-	-	-	-	-	
	Dibromomethane	mg/kg	0.001	-	-	-	-	-	-	-	-	-	-	-	
	Dichlorodifluoromethane	mg/kg	0.001	-	-	-	-	-	-	-	-	-	-	-	
	Dichloromethane	mg/kg	0.01	-	-	-	-	-	-	-	-	-	-	-	
	Isopropylbenzene	mg/kg	0.001	-	-	-	-	-	-	-	-	-	-	-	
	n-butylbenzene	mg/kg	0.001	-	-	-	-	-	-	-	-	-	-	-	
	n-propylbenzene	mg/kg	0.001	-	-	-	-	-	-	-	-	-	-	-	
	p-isocrotyltoluene	mg/kg	0.001	-	-	-	-	-	-	-	-	-	-	-	
	sec-butylbenzene	mg/kg	0.001	-	-	-	-	-	-	-	-	-	-	-	
	Trichloroethene	mg/kg	0.001	120	120	-	-	-	-	-	-	-	-	-	
	tert-butylbenzene	mg/kg	0.001	-	-	-	-	-	-	-	-	-	-	-	
	Tetrachloroethene	mg/kg	0.003	1400	1400	-	-	-	-	-	-	-	-	-	
	trans-1,2-dichloroethene	mg/kg	0.001	-	-	-	-	-	-	-	-	-	-	-	
	Trichlorofluoromethane	mg/kg	0.001	-	-	-	-	-	-	-	-	-	-	-	
	Vinyl chloride	mg/kg	0.001	3.5	3.5	-	-	-	-	-	-	-	-	-	
	tert-Amyl methyl ether	mg/kg	0.01	-	-	-	-	-	-	-	-	-	-	-	
VOC/SVOC	1,2,3-trichlorobenzene	mg/kg	0.001	-	-	-	-	-	-	-	-	-	-	-	
	1,2,4-trichlorobenzene	mg/kg	0.003	-	-	-	-	-	-	-	-	-	-	-	
	1,2-dichlorobenzene	mg/kg	0.001	-	-	-	-	-	-	-	-	-	-	-	
	1,3,5-Trichlorobenzene	mg/kg	0.001	-	-	-	-	-	-	-	-	-	-	-	
	1,3-dichlorobenzene	mg/kg	0.001	-	-	-	-	-	-	-	-	-	-	-	
	1,4-dichlorobenzene	mg/kg	0.001	-	-	-	-	-	-	-	-	-	-	-	
	Chlorobenzene	mg/kg	0.001	11000	11000	-	-	-	-	-	-	-	-	-	
	Hexachlorobutadiene	mg/kg	0.002	25	25	-	-	-	-	-	-	-	-	-	

Chem Group	ChemName	output unit	EQL	Matrix Description																	
				C4SL Public Open Space (POS) Residential																	
				LQM S4UL Public Open Space (POS) Residential - 1% SOM																	
Field ID	Location Code	OH07036-X-3.00-ES-191029	OH07036-X-32.80-ES-191118	OH07036-X-37.61-ES-191120	OH07036-X-4.00-ES-191029	OH07036-X-5.00-ES-191029	OH07036-X-6.00-ES-191029	OH07036-X-7.00-ES-191029	OH07037-X-0.05-ES-191010	OH07037-X-0.90-ES-191010											
Sample Depth Range	3	32.8	37.61	4	5	6	7	0.05	0.9												
Sample Date Time	29/10/2019	18/11/2019	20/11/2019	29/10/2019	29/10/2019	29/10/2019	29/10/2019	10/10/2019	10/10/2019												
SVOC	Benzyl alcohol	mg/kg	0.5	-	-	-	-	-	-	-	-	-	-	-	-	-	-	-	-	-	-
	Diphenyl ether	mg/kg	0.1	-	-	-	-	-	-	-	-	-	-	-	-	-	-	-	-	-	-
	4-bromophenyl phenyl ether	mg/kg	0.1	-	-	-	-	-	-	-	-	-	-	-	-	-	-	-	-	-	-
	4-nitroaniline	mg/kg	0.1	-	-	-	-	-	-	-	-	-	-	-	-	-	-	-	-	-	-
	4-nitrophenol	mg/kg	0.1	-	-	-	-	-	-	-	-	-	-	-	-	-	-	-	-	-	-
	1,1-Biohexyl	mg/kg	0.1	-	-	-	-	-	-	-	-	-	-	-	-	-	-	-	-	-	-
	1,2,3,4-tetrachlorobenzene	mg/kg	0.001	830	-	-	-	-	-	-	-	-	-	-	-	-	-	-	-	-	-
	1-Methylnaphthalene	mg/kg	0.1	-	-	-	-	-	-	-	-	-	-	-	-	-	-	-	-	-	-
	2,4,5-trichlorophenol	mg/kg	0.1	-	-	-	-	-	-	-	-	-	-	-	-	-	-	-	-	-	-
	2,4,6-trichlorophenol	mg/kg	0.1	-	-	-	-	-	-	-	-	-	-	-	-	-	-	-	-	-	-
	2,4-dichlorophenol	mg/kg	0.1	-	-	-	-	-	-	-	-	-	-	-	-	-	-	-	-	-	-
	2,4-dimethylphenol	mg/kg	0.1	-	-	-	-	-	-	-	-	-	-	-	-	-	-	-	-	-	-
	2,4-dinitrophenol	mg/kg	0.5	-	-	-	-	-	-	-	-	-	-	-	-	-	-	-	-	-	-
	2,4-dinitrotoluene	mg/kg	0.1	-	-	-	-	-	-	-	-	-	-	-	-	-	-	-	-	-	-
	2,6-dinitrotoluene	mg/kg	0.1	-	-	-	-	-	-	-	-	-	-	-	-	-	-	-	-	-	-
	2-chloronaphthalene	mg/kg	0.1	-	-	-	-	-	-	-	-	-	-	-	-	-	-	-	-	-	-
	2-chlorophenol	mg/kg	0.1	-	-	-	-	-	-	-	-	-	-	-	-	-	-	-	-	-	-
	2-methylnaphthalene	mg/kg	0.1	-	-	-	-	-	-	-	-	-	-	-	-	-	-	-	-	-	-
	2-methylphenol	mg/kg	0.1	-	-	-	-	-	-	-	-	-	-	-	-	-	-	-	-	-	-
	2-nitroaniline	mg/kg	0.1	-	-	-	-	-	-	-	-	-	-	-	-	-	-	-	-	-	-
	2-nitrophenol	mg/kg	0.1	-	-	-	-	-	-	-	-	-	-	-	-	-	-	-	-	-	-
	3-nitroaniline	mg/kg	0.1	-	-	-	-	-	-	-	-	-	-	-	-	-	-	-	-	-	-
	4,6-Dinitro-2-methylphenol	mg/kg	0.2	-	-	-	-	-	-	-	-	-	-	-	-	-	-	-	-	-	-
	4-chloro-3-methylphenol	mg/kg	0.1	-	-	-	-	-	-	-	-	-	-	-	-	-	-	-	-	-	-
	4-chloroaniline	mg/kg	0.1	-	-	-	-	-	-	-	-	-	-	-	-	-	-	-	-	-	-
	4-chlorophenol	mg/kg	0.5	620	-	-	-	-	-	-	-	-	-	-	-	-	-	-	-	-	-
	4-chlorophenyl phenyl ether	mg/kg	0.1	-	-	-	-	-	-	-	-	-	-	-	-	-	-	-	-	-	-
	4-methylphenol	mg/kg	0.1	-	-	-	-	-	-	-	-	-	-	-	-	-	-	-	-	-	-
	Azobenzene	mg/kg	0.1	-	-	-	-	-	-	-	-	-	-	-	-	-	-	-	-	-	-
	Benzic Acid	mg/kg	0.5	-	-	-	-	-	-	-	-	-	-	-	-	-	-	-	-	-	-
	Bis(2-chloroethoxy) methane	mg/kg	0.1	-	-	-	-	-	-	-	-	-	-	-	-	-	-	-	-	-	-
	Bis(2-chloroethyl) ether	mg/kg	0.1	-	-	-	-	-	-	-	-	-	-	-	-	-	-	-	-	-	-
	Bis(2-chloroisopropyl) ether	mg/kg	0.1	-	-	-	-	-	-	-	-	-	-	-	-	-	-	-	-	-	-
	Bis(2-ethylhexyl) phthalate	mg/kg	0.1	-	-	-	-	-	-	-	-	-	-	-	-	-	-	-	-	-	-
	Butyl benzyl phthalate	mg/kg	0.1	-	-	-	-	-	-	-	-	-	-	-	-	-	-	-	-	-	-
	Carbazole	mg/kg	0.1	-	-	-	-	-	-	-	-	-	-	-	-	-	-	-	-	-	-
	Dibenzofuran	mg/kg	0.1	-	-	-	-	-	-	-	-	-	-	-	-	-	-	-	-	-	-
	Diethylphthalate	mg/kg	0.1	-	-	-	-	-	-	-	-	-	-	-	-	-	-	-	-	-	-
	Dimethyl phthalate	mg/kg	0.1	-	-	-	-	-	-	-	-	-	-	-	-	-	-	-	-	-	-
	Di-n-butyl phthalate	mg/kg	0.1	-	-	-	-	-	-	-	-	-	-	-	-	-	-	-	-	-	-
	Di-n-octyl phthalate	mg/kg	0.1	-	-	-	-	-	-	-	-	-	-	-	-	-	-	-	-	-	-
	Hexachlorobenzene	mg/kg	0.002	16	-	-	-	-	-	-	-	-	-	-	-	-	-	-	-	-	-
	Hexachlorocyclopentadiene	mg/kg	0.1	-	-	-	-	-	-	-	-	-	-	-	-	-	-	-	-	-	-
	Hexachloroethane	mg/kg	0.1	-	-	-	-	-	-	-	-	-	-	-	-	-	-	-	-	-	-
	Isophorone	mg/kg	0.1	-	-	-	-	-	-	-	-	-	-	-	-	-	-	-	-	-	-
	Nitrobenzene	mg/kg	0.1	-	-	-	-	-	-	-	-	-	-	-	-	-	-	-	-	-	-
	N-nitrosodi-n-propylamine	mg/kg	0.1	-	-	-	-	-	-	-	-	-	-	-	-	-	-	-	-	-	-
	n-Nitrosodiphenylamine	mg/kg	0.1	-	-	-	-	-	-	-	-	-	-	-	-	-	-	-	-	-	-
	Pentachlorobenzene	mg/kg	0.001	100	-	-	-	-	-	-	-	-	-	-	-	-	-	-	-	-	-
	Pentachloronitrobenzene	mg/kg	0.05	-	-	-	-	-	-	-	-	-	-	-	-	-	-	-	-	-	-
	Pentachlorophenol	mg/kg	0.1	60	-	-	-	-	-	-	-	-	-	-	-	-	-	-	-	-	-
PCB	PCB-110	mg/kg	-	-	-	-	-	-	-	-	-	-	-	-	-	-	-	-	-	-	-
	PCB-128	mg/kg	-	-	-	-	-	-	-	-	-	-	-	-	-	-	-	-	-	-	-
	PCB-141	mg/kg	-	-	-	-	-	-	-	-	-	-	-	-	-	-	-	-	-	-	-
	PCB-149	mg/kg	-	-	-	-	-	-	-	-	-	-	-	-	-	-	-	-	-	-	-
	PCB-151	mg/kg	-	-	-	-	-	-	-	-	-	-	-	-	-	-	-	-	-	-	-
	PCB-158	mg/kg	-	-	-	-	-	-	-	-	-	-	-	-	-	-	-	-	-	-	-
	PCB-170	mg/kg	-	-	-	-	-	-	-	-	-	-	-	-	-	-	-	-	-	-	-
	PCB-18	mg/kg	-	-	-	-	-	-	-	-	-	-	-	-	-	-	-	-	-	-	-
	PCB-183	mg/kg	-	-	-	-	-	-	-	-	-	-	-	-	-	-	-	-	-	-	-
	PCB-187	mg/kg	-	-	-	-	-	-	-	-	-	-	-	-	-	-	-	-	-	-	-
	PCB-194	mg/kg	-	-	-	-	-	-	-	-	-	-	-	-	-	-	-	-	-	-	-
	PCB-31	mg/kg	-	-	-	-	-	-	-	-	-	-	-	-	-	-	-	-	-	-	-
	PCB-44	mg/kg	-	-	-	-	-	-	-	-	-	-	-	-	-	-	-	-	-	-	-
	PCB-49	mg/kg	-	-	-	-	-	-	-	-	-	-	-	-	-	-	-	-	-	-	-
	2,2,4-tetrachloro-1,1-Biphenyl	mg/kg	-	-	-	-	-	-	-	-	-	-	-	-	-	-	-	-	-	-	-
	2,3,4,4-tetrachloro-1,1-Biphenyl	mg/kg	-	-	-	-	-	-	-	-	-	-	-	-	-	-	-	-	-	-	-
	Heptachlorobiphenyl, 2,3,3,4,4,5,5- (PCB 189)	mg/kg	0.003	-	-	-	-	-	-	-	-	-	-	-	-	-	-	-	-	-	-
	Hexachlorobiphenyl, 2,3,3,4,4,5- (PCB 156)	mg/kg	0.003	-	-	-	-	-	-	-	-	-	-	-	-	-	-	-	-	-	-
	Hexachlorobiphenyl, 2,3,3,4,4,5- (PCB 157)	mg/kg	0.003	-	-	-	-	-	-	-	-	-	-	-	-	-	-	-	-	-	-
	Hexachlorobiphenyl, 2,3,4,4,5,5- (PCB 167)	mg/kg	0.003	-	-	-	-	-	-	-	-	-	-	-	-	-	-	-	-	-	-
	Hexachlorobiphenyl, 3,3,4,4,5,5- (PCB 169)	mg/kg	0.003	-	-	-	-	-	-	-	-	-	-	-	-	-	-	-	-	-	-
	PCB 101	mg/kg	0.003	-	-	-	-	-	-	-	-	-	-	-	-	-	-	-	-	-	-
	PCB 118	mg/kg	0.003	-	-	-	-	-	-	-	-	-	-	-	-	-	-	-	-	-	-
	PCB 138	mg/kg	0.003	-	-	-	-	-	-	-	-	-	-	-	-	-	-	-	-	-	-
	PCB 153	mg/kg	0.003	-	-	-	-	-	-	-	-	-	-	-	-	-	-	-	-	-	-
	PCB 180	mg/kg	0.003	-	-	-	-	-													

Chem Group	ChemName	output unit	EQL	Matrix Description										
				LQM S4UL Public Open Space (POS) Residential - 1% SOM										
				Field ID Location Code Sample Depth Range	OH07036-X-3.00-ES-191029 OH07036 3	OH07036-X-32.80-ES-191118 OH07036 32.8	OH07036-X-37.61-ES-191120 OH07036 37.61	OH07036-X-4.00-ES-191029 OH07036 4	OH07036-X-5.00-ES-191029 OH07036 5	OH07036-X-6.00-ES-191029 OH07036 6	OH07036-X-7.00-ES-191029 OH07036 7	OH07037-X-0.05-ES-191010 OH07037 0.05	OH07037-X-0.90-ES-191010 OH07037 0.9	
Sampled Date Time	29/10/2019	18/11/2019	20/11/2019	29/10/2019	29/10/2019	29/10/2019	29/10/2019	29/10/2019	10/10/2019	10/10/2019				
Phenolics	Xenolols	mg/kg	0.015	-	-	-	-	-	-	-	-	-	<0.015	<0.015
	Phenol Index	mg/kg	0.5	<0.5	<0.5	<0.5	<0.5	<0.5	<0.5	<0.5	<0.5	<0.5	-	-
	3-84-methylphenol	mg/kg	0.1	-	-	-	-	-	-	-	-	-	-	-
	Cresol Total	mg/kg	0.01	-	-	-	-	-	-	-	-	-	<0.01	<0.01
	Phenol	mg/kg	0.01	-	-	-	-	-	-	-	-	-	<0.01	<0.01
	Phenols Monohydric	mg/kg	0.035	-	-	-	-	-	-	-	-	-	<0.035	<0.035
Organofins	Dibutyltin	mg/kg	-	-	-	-	-	-	-	-	-	-	-	-
	Monophenyltin	mg/kg	-	-	-	-	-	-	-	-	-	-	-	-
	Diphenyltin	mg/kg	-	-	-	-	-	-	-	-	-	-	-	-
	Monobutyltin	mg/kg	-	-	-	-	-	-	-	-	-	-	-	-
	Tetrabutyltin	mg/kg	-	-	-	-	-	-	-	-	-	-	-	-
	Tributyltin	mg/kg	0.001	-	-	-	-	-	-	-	-	-	-	-
	Triphenyltin	mg/kg	-	-	-	-	-	-	-	-	-	-	-	-
Pesticides	Etrimefos	mg/kg	0.002	-	-	-	-	-	-	-	-	-	-	-
	Heptachlor epoxide	mg/kg	0.002	-	-	-	-	-	-	-	-	-	-	-
	Methacrifos	mg/kg	0.002	-	-	-	-	-	-	-	-	-	-	-
	Propetamphos	mg/kg	0.002	-	-	-	-	-	-	-	-	-	-	-
	Simetryn	mg/kg	0.05	-	-	-	-	-	-	-	-	-	-	-
	Sodium Acifluorfen	mg/kg	-	-	-	-	-	-	-	-	-	-	-	-
	Tebufosene	mg/kg	0.003	-	-	-	-	-	-	-	-	-	-	-
	2,4,5-TP (Silvex)	mg/kg	-	-	-	-	-	-	-	-	-	-	-	-
	Hedonal	mg/kg	-	-	-	-	-	-	-	-	-	-	-	-
	2,4-DDT	mg/kg	0.003	-	-	-	-	-	-	-	-	-	-	-
	2,4-Dichloroac	mg/kg	-	-	-	-	-	-	-	-	-	-	-	-
	4-(2,4-Dichlorophenoxy)butyric Acid (2,4-DB)	mg/kg	-	-	-	-	-	-	-	-	-	-	-	-
	4,4-DDE	mg/kg	0.005	-	-	-	-	-	-	-	-	-	-	-
	4-Chlorophenoxy acetic acid	mg/kg	-	-	-	-	-	-	-	-	-	-	-	-
	a-BHC	mg/kg	0.002	24	-	-	-	-	-	-	-	-	-	-
	Aldrin	mg/kg	0.002	18	-	-	-	-	-	-	-	-	-	-
	Ametryn	mg/kg	0.05	-	-	-	-	-	-	-	-	-	-	-
	Acetyl (hexynil)	mg/kg	-	-	-	-	-	-	-	-	-	-	-	-
	Atraton	mg/kg	0.05	-	-	-	-	-	-	-	-	-	-	-
	Atrazine	mg/kg	0.05	1200	-	-	-	-	-	-	-	-	-	-
	Azinophos methyl	mg/kg	0.005	-	-	-	-	-	-	-	-	-	-	-
	b-BHC	mg/kg	0.002	8.1	-	-	-	-	-	-	-	-	-	-
	Bentazone	mg/kg	0.1	-	-	-	-	-	-	-	-	-	-	-
	Bromoxynil	mg/kg	-	-	-	-	-	-	-	-	-	-	-	-
	Carbofenthothion	mg/kg	0.003	-	-	-	-	-	-	-	-	-	-	-
	chlordanes	mg/kg	0.002	-	-	-	-	-	-	-	-	-	-	-
	Chlordane (cis)	mg/kg	0.002	-	-	-	-	-	-	-	-	-	-	-
	Azinphos Ethyl	mg/kg	0.005	-	-	-	-	-	-	-	-	-	-	-
	Chlordane (trans)	mg/kg	0.05	-	-	-	-	-	-	-	-	-	-	-
	Chlorfenvinphos	mg/kg	0.003	-	-	-	-	-	-	-	-	-	-	-
	Chlorotoluron	mg/kg	-	-	-	-	-	-	-	-	-	-	-	-
	Chlorovifos	mg/kg	0.002	-	-	-	-	-	-	-	-	-	-	-
	Chlorpyrifos-methyl	mg/kg	0.002	-	-	-	-	-	-	-	-	-	-	-
	Cyanazine	mg/kg	-	-	-	-	-	-	-	-	-	-	-	-
	d-BHC	mg/kg	0.002	-	-	-	-	-	-	-	-	-	-	-
	DDD	mg/kg	0.005	-	-	-	-	-	-	-	-	-	-	-
	DDT	mg/kg	0.005	-	-	-	-	-	-	-	-	-	-	-
	Chlorothalonil	mg/kg	0.002	-	-	-	-	-	-	-	-	-	-	-
	Diazinon	mg/kg	0.001	-	-	-	-	-	-	-	-	-	-	-
	Dicamba	mg/kg	-	-	-	-	-	-	-	-	-	-	-	-
	Dichlobenil	mg/kg	0.001	-	-	-	-	-	-	-	-	-	-	-
	cis-Permethrin	mg/kg	0.003	-	-	-	-	-	-	-	-	-	-	-
	Dichlorvos	mg/kg	0.002	16	-	-	-	-	-	-	-	-	-	-
	Diclofop	mg/kg	-	-	-	-	-	-	-	-	-	-	-	-
	Dieldrin	mg/kg	0.005	18	-	-	-	-	-	-	-	-	-	-
	Dimethoate	mg/kg	0.003	-	-	-	-	-	-	-	-	-	-	-
	Dinoseb	mg/kg	-	-	-	-	-	-	-	-	-	-	-	-
	Diuron	mg/kg	-	-	-	-	-	-	-	-	-	-	-	-
	Endosulfan I	mg/kg	0.001	1200	-	-	-	-	-	-	-	-	-	-
	Endosulfan II	mg/kg	0.01	-	-	-	-	-	-	-	-	-	-	-
	Endosulfan sulphate	mg/kg	0.005	-	-	-	-	-	-	-	-	-	-	-
	Endrin	mg/kg	0.003	-	-	-	-	-	-	-	-	-	-	-
	Endrin ketone	mg/kg	0.03	-	-	-	-	-	-	-	-	-	-	-
	Ethion	mg/kg	0.003	-	-	-	-	-	-	-	-	-	-	-
	Fenitrothion	mg/kg	0.005	-	-	-	-	-	-	-	-	-	-	-
	Fenitrothion	mg/kg	0.01	-	-	-	-	-	-	-	-	-	-	-
	Fluroxypyr	mg/kg	0.1	-	-	-	-	-	-	-	-	-	-	-

Chem Group	ChemName	output unit	EQL	Matrix Description														
				C4SL Public Open Space (POS) Residential														
				LQM S4UL Public Open Space (POS) Residential - 1% SOM														
				Field ID	Location Code	Sample Depth	Range	Sampled Date	Time	OH07036-X-3.00-ES-191029	OH07036-X-32.80-ES-191118	OH07036-X-37.61-ES-191120	OH07036-X-4.00-ES-191029	OH07036-X-5.00-ES-191029	OH07036-X-6.00-ES-191029	OH07036-X-7.00-ES-191029	OH07037-X-0.05-ES-191010	OH07037-X-0.90-ES-191010
				OH07036	OH07036	3	32.8	37.61	29/10/2019	18/11/2019	20/11/2019	29/10/2019	29/10/2019	29/10/2019	29/10/2019	29/10/2019	10/10/2019	10/10/2019
	α-BHC (Lindane)	mg/kg	0.001	-	-	-	-	-	-	-	-	-	-	-	-	-	-	-
	Heptachlor	mg/kg	0.003	-	-	-	-	-	-	-	-	-	-	-	-	-	-	-
	Isodrin	mg/kg	0.002	-	-	-	-	-	-	-	-	-	-	-	-	-	-	-
	Isoproturon	mg/kg	-	-	-	-	-	-	-	-	-	-	-	-	-	-	-	-
	Linuron	mg/kg	-	-	-	-	-	-	-	-	-	-	-	-	-	-	-	-
	Malathion	mg/kg	0.002	-	-	-	-	-	-	-	-	-	-	-	-	-	-	-
	2-Methyl-4-chlorophenoxyacetic acid	mg/kg	-	-	-	-	-	-	-	-	-	-	-	-	-	-	-	-
	2-Methyl-4-Chlorophenoxy Butanoic Acid	mg/kg	-	-	-	-	-	-	-	-	-	-	-	-	-	-	-	-
	Mecoprop	mg/kg	-	-	-	-	-	-	-	-	-	-	-	-	-	-	-	-
	Methoxychlor	mg/kg	0.005	-	-	-	-	-	-	-	-	-	-	-	-	-	-	-
	Methyl carathion	mg/kg	0.01	-	-	-	-	-	-	-	-	-	-	-	-	-	-	-
	Mevinphos (Phosdrin)	mg/kg	0.002	-	-	-	-	-	-	-	-	-	-	-	-	-	-	-
	o,p-DDD	mg/kg	0.005	-	-	-	-	-	-	-	-	-	-	-	-	-	-	-
	o,p'-DDE	mg/kg	0.002	-	-	-	-	-	-	-	-	-	-	-	-	-	-	-
	o,p'-Methoxychlor	mg/kg	0.05	-	-	-	-	-	-	-	-	-	-	-	-	-	-	-
	Parathion	mg/kg	0.005	-	-	-	-	-	-	-	-	-	-	-	-	-	-	-
	Pendimethalin	mg/kg	0.01	-	-	-	-	-	-	-	-	-	-	-	-	-	-	-
	Permethrin	mg/kg	0.05	-	-	-	-	-	-	-	-	-	-	-	-	-	-	-
	Permethrin II	mg/kg	0.003	-	-	-	-	-	-	-	-	-	-	-	-	-	-	-
	Phorate	mg/kg	0.01	-	-	-	-	-	-	-	-	-	-	-	-	-	-	-
	Priniphos-methyl	mg/kg	0.002	-	-	-	-	-	-	-	-	-	-	-	-	-	-	-
	Priniphos-ethyl	mg/kg	0.002	-	-	-	-	-	-	-	-	-	-	-	-	-	-	-
	Prometon	mg/kg	0.05	-	-	-	-	-	-	-	-	-	-	-	-	-	-	-
	Prometryn	mg/kg	0.05	-	-	-	-	-	-	-	-	-	-	-	-	-	-	-
	Pronamide	mg/kg	0.002	-	-	-	-	-	-	-	-	-	-	-	-	-	-	-
	Propazine	mg/kg	0.05	-	-	-	-	-	-	-	-	-	-	-	-	-	-	-
	Propiconazole	mg/kg	-	-	-	-	-	-	-	-	-	-	-	-	-	-	-	-
	Propoxycarbazono-sodium	mg/kg	-	-	-	-	-	-	-	-	-	-	-	-	-	-	-	-
	Simazine	mg/kg	0.05	-	-	-	-	-	-	-	-	-	-	-	-	-	-	-
	Terbutryn	mg/kg	0.05	-	-	-	-	-	-	-	-	-	-	-	-	-	-	-
	Terbutylazine	mg/kg	0.05	-	-	-	-	-	-	-	-	-	-	-	-	-	-	-
	Phosalone	mg/kg	0.005	-	-	-	-	-	-	-	-	-	-	-	-	-	-	-
	Phosphamidon	mg/kg	0.005	-	-	-	-	-	-	-	-	-	-	-	-	-	-	-
	Triadimefon	mg/kg	0.002	-	-	-	-	-	-	-	-	-	-	-	-	-	-	-
	Triallate	mg/kg	0.002	-	-	-	-	-	-	-	-	-	-	-	-	-	-	-
	Triclopyr	mg/kg	0.1	-	-	-	-	-	-	-	-	-	-	-	-	-	-	-
	Tricosan	mg/kg	-	-	-	-	-	-	-	-	-	-	-	-	-	-	-	-
	Trifluralin	mg/kg	0.01	-	-	-	-	-	-	-	-	-	-	-	-	-	-	-
	Tebuconazole	mg/kg	-	-	-	-	-	-	-	-	-	-	-	-	-	-	-	-
	Telodrin	mg/kg	0.05	-	-	-	-	-	-	-	-	-	-	-	-	-	-	-
	Triazophos	mg/kg	0.003	-	-	-	-	-	-	-	-	-	-	-	-	-	-	-
SVOC TIC	SVOC TICs - Detect	Detect	-	-	-	-	-	-	-	-	-	-	-	-	-	-	-	-
	Anthraquinone 9,10-	mg/kg	-	-	-	-	-	-	-	-	-	-	-	-	-	-	-	-
	SVOC Tentatively Identified Compounds	mg/kg	0.1	-	-	-	-	-	-	-	-	-	-	-	-	-	-	-
	Aniline	mg/kg	0.3	-	-	-	-	-	-	-	-	-	-	-	-	-	-	-
VOC TIC	VOC TICs - Detect	Detect	-	-	-	-	-	-	-	-	-	-	-	-	-	-	-	-
	VOC Tentatively Identified Compounds	mg/kg	0.05	-	-	-	-	-	-	-	-	-	-	-	-	-	-	-
	Freon 113	mg/kg	0.005	-	-	-	-	-	-	-	-	-	-	-	-	-	-	-
Other	Temperature	°C	-	-	-	-	-	-	-	-	-	-	-	-	-	-	16.4	14.3
	Conductivity @ 20°C	µS/cm	14	-	-	-	-	-	-	-	-	-	-	-	-	-	2550 - 2640	1270 - 1480
	% Stones <4mm	%	-	70.1	0	0	54.5	41.6	0	0	0	0	0	0	0	0	-	-
	Fraction of non-crushable material	%	0	0	0	0	0	0	0	0	0	0	0	0	0	0	-	-
	Moisture Content (dried @35°C)	%	-	-	-	-	-	-	-	-	-	-	-	-	-	-	18	22
	Moisture Content 105C	%	0.1	17.4	23.1	19.2	24.4	36	38.4	44.8	-	-	-	-	-	-	-	-
	pH (Lab)	pH Units	1	8.7	9.2	9	7.8	7.3	8.3	8.3	-	-	-	-	-	7.99 - 8.33	7.74 - 8.48	-
	Stone Content	%	0.1	6.1	0	0	5.6	8.3	6.7	0	-	-	-	-	-	-	-	-
	Total Organic Carbon	%	0.02	1.04	0.24	15.7	10.6	10	8.3	0.513	-	-	-	-	-	-	-	0.653

**Env Stds Comments**  
 #1:GAC is only presented as speciated chromium. 7.7mg/kg is used for hexavalent. If hexavalent chromium (CVI) data is available, a value of 1,500mg/kg r  
 #2:C4SL for lead adopted  
 #3:GAC only presented as speciated mercury. 16mg/kg is used for elemental mercury. If the CSM indicates that elemental mercury is not a CoC and mercury  
 #4:Updated S4UL for nickel  
 #5:S4UL exceeds solubility saturation limit  
 #6:Criteria derived for Al<sup>3</sup>-C16-C35 split between Al<sup>3</sup>-C16-21 & Al<sup>3</sup>-C21-35. Requires summation of fractions to use Al<sup>3</sup>-C16-C35 criteria.  
 #7:Criteria presented is for p-xylene. A separate value is presented for o-xylene.  
 #8:S4UL based on a threshold protective of direct skin contact with phenol

**Legend**

38.2	Results exceeds GAC.
<50	Results MDL is greater than GAC.
NAD	No asbestos detected.
-	Determinand has not been tested for.

**Notes**  
 A range is given where a determinand has been analysed for by more than one method.





Chem Group	ChemName	output unit	EQL	Field ID	OH7037-X-1.70-ES-191113	OH7037-X-2.70-ES-191113	OH7037-X-23.50-ES-191118	OH7037-X-28.50-ES-191119	OH7037-X-28.50-ES95-191119	OH7037-X-3.70-ES-191113	OH7037-X-4.70-ES-191113	OH7037-X-5.70-ES-191113	OH7037-X-6.70-ES-191113	
				Location Code	OH7037	OH7037	OH7037	OH7037	OH7037	OH7037	OH7037	OH7037	OH7037	OH7037
				Sample Depth Range	1.7	2.7	23.5	28.5	28.5	3.7	4.7	5.7	6.7	
				Sample Date	13/11/2019	13/11/2019	18/11/2019	19/11/2019	19/11/2019	13/11/2019	13/11/2019	13/11/2019	13/11/2019	
				Matrix Description	LQM S4UL Public Open Space (POS) Residential - 1% SOM									
				C4SL Public Open Space (POS) Residential										
TPH	>C6-C6	mg/kg	0.02	-	-	-	<0.02	<0.02	<0.02	<0.02	-	-	-	
	>C6-C7	mg/kg	0.02	-	-	-	<0.02	<0.02	<0.02	-	-	-	-	
	>C7-C8	mg/kg	0.02	-	-	-	<0.02	<0.02	<0.02	-	-	-	-	
	>C6-C8	mg/kg	0.2	-	-	-	<0.02	<0.02	<0.02	-	-	-	-	
	>C8-C10	mg/kg	0.02	-	-	-	<0.02	<0.02	<0.02	-	-	-	-	
	>C10-C12	mg/kg	0.02	-	-	-	<0.02	<0.02	<0.02	-	-	-	-	
	>C12-C16	mg/kg	2	-	-	-	<35	<35	<35	-	-	-	-	
	>C16-C21	mg/kg	2	-	-	-	<35	<35	<35	-	-	-	-	
	>C21-C28	mg/kg	35	-	-	-	<35	<35	<35	-	-	-	-	
	>C21-C35	mg/kg	4.38	-	-	-	-	-	-	-	-	-	-	
	>C28-C35	mg/kg	35	-	-	-	<35	<35	<35	-	-	-	-	
	>C31-C40	mg/kg	10	-	-	-	-	-	-	-	-	-	-	
	>C35-C40	mg/kg	35	-	-	-	<35	<35	<35	-	-	-	-	
	GRO >C5-10	mg/kg	0.02		0.127	0.15	-	-	-	0.118	0.0688	<0.02	<0.02	
	TPH >C8-C40	mg/kg	10	-	-	-	-	-	-	-	-	-	-	
EPH >C5-40	mg/kg	35	-	-	-	<35	<35	<35	-	-	-	-		
EPH >C10-40	mg/kg	35	-	-	-	<35	<35	<35	-	-	-	-		
GRO	mg/kg	0.2	-	-	-	-	-	-	-	-	-	-		
GRO >C5-12	mg/kg	0.1	-	-	-	<0.1	<0.1	<0.1	-	-	-	-		
TPH by GC/ED (AR)	mg/kg	10	-	-	-	-	-	-	-	-	-	-		
BTEX and MTBE	Benzene	mg/kg	0.001	140	72	<0.009	<0.18	<0.009	<0.009	<0.009	<0.009	<0.009	<0.009	
	Toluene	mg/kg	0.005		56000	<0.007	<0.14	<0.007	<0.007	<0.007	<0.007	<0.007	<0.007	
	Ethylbenzene	mg/kg	0.002		24000	<0.004	<0.08	<0.004	<0.004	<0.004	<0.004	<0.004	<0.004	
	Xylene (m & o)	mg/kg	0.004		41000	<0.01	<0.2	<0.01	<0.01	<0.01	<0.01	<0.01	<0.01	
	Xylene (o)	mg/kg	0.002		41000	<0.01	<0.2	<0.01	<0.01	<0.01	<0.01	<0.01	<0.01	
	Xylene Total	mg/kg	0.02			<0.02	<0.4	<0.01	<0.01	<0.02	<0.02	<0.02	<0.02	
	MTBE	mg/kg	0.001			<0.01	<0.2	<0.01	<0.01	<0.01	<0.01	<0.01	<0.01	
	Total BTEX	mg/kg	0.04			<0.04	<0.8	<0.04	<0.04	<0.04	<0.04	<0.04	<0.04	
VOC	Styrene	mg/kg	0.001			-	-	-	-	<0.01	-	-	-	
	cis-1,3-dichlorocyclohexane	mg/kg	0.001			-	-	-	-	<0.01	-	-	-	
	trans-1,3-dichlorocyclohexane	mg/kg	0.001			-	-	-	-	<0.01	-	-	-	
	1,1,1,2-tetrachloroethane	mg/kg	0.001	1400		-	-	-	-	<0.01	-	-	-	
	1,1,1-trichloroethane	mg/kg	0.001	140000		-	-	-	-	<0.007	-	-	-	
	1,1,2,2-tetrachloroethane	mg/kg	0.001	1400		-	-	-	-	<0.01	-	-	-	
	1,1,1,2-tetrachloroethane	mg/kg	0.001			-	-	-	-	<0.01	-	-	-	
	1,1-dichloroethane	mg/kg	0.001			-	-	-	-	<0.008	-	-	-	
	1,1-dichloroethene	mg/kg	0.001			-	-	-	-	<0.01	-	-	-	
	1,1-dichlorocyclohexane	mg/kg	0.001			-	-	-	-	<0.01	-	-	-	
	1,2,3-trichlorocyclohexane	mg/kg	0.001			-	-	-	-	<0.018	-	-	-	
	1,2,4-trimethylbenzene	mg/kg	0.001			-	-	-	-	<0.009	-	-	-	
	1,2-dibromo-3-chloropropane	mg/kg	0.001			-	-	-	-	<0.014	-	-	-	
	1,2-dibromoethane	mg/kg	0.001			-	-	-	-	<0.01	-	-	-	
	1,2-dichloroethane	mg/kg	0.001	29		-	-	-	-	<0.005	-	-	-	
	1,2-dichlorocyclohexane	mg/kg	0.001			-	-	-	-	<0.01	-	-	-	
	1,3,5-trimethylbenzene	mg/kg	0.001			-	-	-	-	<0.008	-	-	-	
	1,3-dichloropropane	mg/kg	0.001			-	-	-	-	<0.007	-	-	-	
	2,2-dichloropropane	mg/kg	0.001			-	-	-	-	<0.01	-	-	-	
	2-chlorotoluene	mg/kg	0.001			-	-	-	-	<0.009	-	-	-	
	4-chlorotoluene	mg/kg	0.001			-	-	-	-	<0.01	-	-	-	
	Bromobenzene	mg/kg	0.001			-	-	-	-	<0.01	-	-	-	
	Bromochloromethane	mg/kg	0.001			-	-	-	-	<0.01	-	-	-	
	Bromodichloromethane	mg/kg	0.001			-	-	-	-	<0.007	-	-	-	
	Bromoform	mg/kg	0.001			-	-	-	-	<0.01	-	-	-	
	Bromomethane	mg/kg	0.001			-	-	-	-	<0.01	-	-	-	
	Carbon disulfide	mg/kg	0.007	11000		-	-	-	-	0.0115	-	-	-	
	Carbon tetrachloride	mg/kg	0.001	890		-	-	-	-	<0.01	-	-	-	
	Chlorobromomethane	mg/kg	0.001			-	-	-	-	<0.01	-	-	-	
	Chloroethane	mg/kg	0.002			-	-	-	-	<0.01	-	-	-	
	Chloroform	mg/kg	0.001	2500		-	-	-	-	<0.008	-	-	-	
	Chloromethane	mg/kg	0.003			-	-	-	-	<0.007	-	-	-	
	cis-1,2-dichloroethane	mg/kg	0.005			-	-	-	-	<0.006	-	-	-	
	Dibromomethane	mg/kg	0.001			-	-	-	-	<0.009	-	-	-	
	Dichlorodifluoromethane	mg/kg	0.001			-	-	-	-	<0.006	-	-	-	
	Dichloromethane	mg/kg	0.01			-	-	-	-	<0.01	-	-	-	
	Isopropylbenzene	mg/kg	0.001			-	-	-	-	<0.005	-	-	-	
	n-butylbenzene	mg/kg	0.001			-	-	-	-	<0.011	-	-	-	
	n-propylbenzene	mg/kg	0.001			-	-	-	-	<0.01	-	-	-	
	p-isocrotyltoluene	mg/kg	0.001			-	-	-	-	<0.01	-	-	-	
	sec-butylbenzene	mg/kg	0.001			-	-	-	-	<0.01	-	-	-	
	Trichloroethene	mg/kg	0.001	120		-	-	-	-	<0.009	-	-	-	
tert-butylbenzene	mg/kg	0.001			-	-	-	-	<0.014	-	-	-		
Tetrachloroethane	mg/kg	0.003	1400		-	-	-	-	<0.005	-	-	-		
trans-1,2-dichloroethane	mg/kg	0.001			-	-	-	-	<0.01	-	-	-		
Trichlorofluoromethane	mg/kg	0.001			-	-	-	-	<0.006	-	-	-		
Vinyl chloride	mg/kg	0.001	3.5		-	-	-	-	<0.006	-	-	-		
tert-Amyl methyl ether	mg/kg	0.01			-	-	-	-	<0.01	-	-	-		
tert-butylchlorobenzene	mg/kg	0.001	1800		-	-	-	-	<0.02	-	-	-		
1,2,4-trichlorobenzene	mg/kg	0.003	15000		-	-	-	-	<0.02	-	-	-		
1,2-dichlorobenzene	mg/kg	0.001	90000		-	-	-	-	<0.01	-	-	-		
1,3,5-Trichlorobenzene	mg/kg	0.001	1700		-	-	-	-	-	-	-	-		
1,3-dichlorobenzene	mg/kg	0.001	300		-	-	-	-	<0.008	-	-	-		
1,4-dichlorobenzene	mg/kg	0.001	17000		-	-	-	-	<0.005	-	-	-		
Chlorobenzene	mg/kg	0.001	11000		-	-	-	-	<0.005	-	-	-		
Hexachlorobutadiene	mg/kg	0.002	25		-	-	-	-	<0.02	-	-	-		

		Field ID	OH70707-X-1.70-ES-191113	OH70707-X-2.70-ES-191113	OH70707-X-23.50-ES-191118	OH70707-X-28.50-ES-191119	OH70707-X-28.50-ES95-191119	OH70707-X-3.70-ES-191113	OH70707-X-4.70-ES-191113	OH70707-X-5.70-ES-191113	OH70707-X-6.70-ES-191113	
		Location Code	OH70707	OH70707	OH70707	OH70707	OH70707	OH70707	OH70707	OH70707	OH70707	
		Sample Depth	1.7	2.7	23.5	28.5	28.5	3.7	4.7	5.7	6.7	
		Range	13/11/2019	13/11/2019	18/11/2019	19/11/2019	19/11/2019	13/11/2019	13/11/2019	13/11/2019	13/11/2019	
		Matrix Description	C4SL Public Open Space (POS) Residential - 1% SOM									
Chem Group	ChemName	output unit	EQL									
SVOC	Benzyl alcohol	mg/kg	0.5	-	-	-	-	-	-	-	-	
	Diphenyl ether	mg/kg	0.1	-	-	-	-	-	-	-	-	
	4-bromophenyl phenyl ether	mg/kg	0.1	-	-	-	-	-	-	-	-	
	4-nitroaniline	mg/kg	0.1	-	-	-	-	-	-	-	-	
	4-nitrophenol	mg/kg	0.1	-	-	-	-	-	-	-	-	
	1,1-Biohexyl	mg/kg	0.1	-	-	-	-	-	-	-	-	
	1,2,3,4-tetrachlorobenzene	mg/kg	0.001	830	-	-	-	-	-	-	-	
	1-Methylnaphthalene	mg/kg	0.1	-	-	-	-	-	-	-	-	
	2,4,5-trichlorophenol	mg/kg	0.1	-	-	-	-	-	-	-	-	
	2,4,6-trichlorophenol	mg/kg	0.1	-	-	-	-	-	-	-	-	
	2,4-dichlorophenol	mg/kg	0.1	-	-	-	-	-	-	-	-	
	2,4-dimethylphenol	mg/kg	0.1	-	-	-	-	-	-	-	-	
	2,4-dinitrophenol	mg/kg	0.5	-	-	-	-	-	-	-	-	
	2,4-dinitrotoluene	mg/kg	0.1	-	-	-	-	-	-	-	-	
	2,6-dinitrotoluene	mg/kg	0.1	-	-	-	-	-	-	-	-	
	2-chloronaphthalene	mg/kg	0.1	-	-	-	-	-	-	-	-	
	2-chlorophenol	mg/kg	0.1	-	-	-	-	-	-	-	-	
	2-methylnaphthalene	mg/kg	0.1	-	-	-	-	-	-	-	-	
	2-methylphenol	mg/kg	0.1	-	-	-	-	-	-	-	-	
	2-nitroaniline	mg/kg	0.1	-	-	-	-	-	-	-	-	
	2-nitrophenol	mg/kg	0.1	-	-	-	-	-	-	-	-	
	3-nitroaniline	mg/kg	0.1	-	-	-	-	-	-	-	-	
	4,6-Dinitro-2-methylphenol	mg/kg	0.2	-	-	-	-	-	-	-	-	
	4-chloro-3-methylphenol	mg/kg	0.1	-	-	-	-	-	-	-	-	
	4-chloroaniline	mg/kg	0.1	-	-	-	-	-	-	-	-	
	4-chlorophenol	mg/kg	0.5	620	-	-	-	-	-	-	-	
	4-chlorophenyl phenyl ether	mg/kg	0.1	-	-	-	-	-	-	-	-	
	4-methylphenol	mg/kg	0.1	-	-	-	-	-	-	-	-	
	Azobenzene	mg/kg	0.1	-	-	-	-	-	-	-	-	
	Benzic Acid	mg/kg	0.5	-	-	-	-	-	-	-	-	
	Bis(2-chloroethoxy) methane	mg/kg	0.1	-	-	-	-	-	-	-	-	
	Bis(2-chloroethyl) ether	mg/kg	0.1	-	-	-	-	-	-	-	-	
	Bis(2-chloroisopropyl) ether	mg/kg	0.1	-	-	-	-	-	-	-	-	
	Bis(2-ethylhexyl) phthalate	mg/kg	0.1	-	-	-	-	-	-	-	-	
	Butyl benzyl phthalate	mg/kg	0.1	-	-	-	-	-	-	-	-	
	Cabazole	mg/kg	0.1	-	-	-	-	-	-	-	-	
	Dibenzofuran	mg/kg	0.1	-	-	-	-	-	-	-	-	
	Diethylphthalate	mg/kg	0.1	-	-	-	-	-	-	-	-	
	Dimethyl phthalate	mg/kg	0.1	-	-	-	-	-	-	-	-	
	Di-n-butyl phthalate	mg/kg	0.1	-	-	-	-	-	-	-	-	
	Di-n-octyl phthalate	mg/kg	0.1	-	-	-	-	-	-	-	-	
	Hexachlorobenzene	mg/kg	0.002	16	-	-	-	-	-	-	-	
	Hexachlorocyclopentadiene	mg/kg	0.1	-	-	-	-	-	-	-	-	
	Hexachloroethane	mg/kg	0.1	-	-	-	-	-	-	-	-	
	Isophorone	mg/kg	0.1	-	-	-	-	-	-	-	-	
Nitrobenzene	mg/kg	0.1	-	-	-	-	-	-	-	-		
N-nitrosodi-n-propylamine	mg/kg	0.1	-	-	-	-	-	-	-	-		
n-Nitrosodiphenylamine	mg/kg	0.1	-	-	-	-	-	-	-	-		
Pentachlorobenzene	mg/kg	0.001	100	-	-	-	-	-	-	-		
Pentachloronitrobenzene	mg/kg	0.05	-	-	-	-	-	-	-	-		
Pentachlorophenol	mg/kg	0.1	60	-	-	-	-	-	-	-		
PCB	PCB-110	mg/kg	-	-	-	-	-	-	-	-	-	
	PCB-128	mg/kg	-	-	-	-	-	-	-	-	-	
	PCB-141	mg/kg	-	-	-	-	-	-	-	-	-	
	PCB-149	mg/kg	-	-	-	-	-	-	-	-	-	
	PCB-151	mg/kg	-	-	-	-	-	-	-	-	-	
	PCB-158	mg/kg	-	-	-	-	-	-	-	-	-	
	PCB-170	mg/kg	-	-	-	-	-	-	-	-	-	
	PCB-18	mg/kg	-	-	-	-	-	-	-	-	-	
	PCB-183	mg/kg	-	-	-	-	-	-	-	-	-	
	PCB-187	mg/kg	-	-	-	-	-	-	-	-	-	
	PCB-194	mg/kg	-	-	-	-	-	-	-	-	-	
	PCB-31	mg/kg	-	-	-	-	-	-	-	-	-	
	PCB-44	mg/kg	-	-	-	-	-	-	-	-	-	
	PCB-49	mg/kg	-	-	-	-	-	-	-	-	-	
	2,2,4-tetrachloro-1,1-Biphenyl	mg/kg	-	-	-	-	-	-	-	-	-	
	2,3,4,4-tetrachloro-1,1-Biphenyl	mg/kg	-	-	-	-	-	-	-	-	-	
	Heptachlorobiphenyl, 2,3,3,4,4,5,5- (PCB 189)	mg/kg	0.003	<0.015	<0.003	-	-	-	<0.003	<0.003	<0.003	<0.003
	Hexachlorobiphenyl, 2,3,3,4,4,5- (PCB 156)	mg/kg	0.003	<0.015	<0.003	-	-	-	<0.003	<0.003	<0.003	<0.003
	Hexachlorobiphenyl, 2,3,3,4,4,5- (PCB 157)	mg/kg	0.003	<0.015	<0.003	-	-	-	<0.003	<0.003	<0.003	<0.003
	Hexachlorobiphenyl, 2,3,4,4,5,5- (PCB 167)	mg/kg	0.003	<0.015	<0.003	-	-	-	<0.003	<0.003	<0.003	<0.003
	Hexachlorobiphenyl, 3,3,4,4,5,5- (PCB 169)	mg/kg	0.003	<0.015	<0.003	-	-	-	<0.003	<0.003	<0.003	<0.003
	PCB 101	mg/kg	0.003	<0.015	<0.003	-	-	-	<0.003	<0.003	<0.003	<0.003
	PCB 118	mg/kg	0.003	<0.015	<0.003	-	-	-	<0.003	<0.003	<0.003	<0.003
	PCB 138	mg/kg	0.003	<0.015	<0.003	-	-	-	<0.003	<0.003	<0.003	<0.003
	PCB 153	mg/kg	0.003	<0.015	<0.003	-	-	-	<0.003	<0.003	<0.003	<0.003
	PCB 180	mg/kg	0.003	<0.015	<0.003	-	-	-	<0.003	<0.003	<0.003	<0.003
	PCB 26	mg/kg	0.003	<0.015	<0.003	-	-	-	<0.003	<0.003	<0.003	<0.003
PCB 52	mg/kg	0.003	<0.015	<0.003	-	-	-	<0.003	<0.003	<0.003	<0.003	
Pentachlorobiphenyl, 2,3,3,4,4- (PCB 105)	mg/kg	0.003	<0.015	<0.003	-	-	-	<0.003	<0.003	<0.003	<0.003	
Pentachlorobiphenyl, 2,3,3,4,4,5- (PCB 114)	mg/kg	0.003	<0.015	<0.003	-	-	-	<0.003	<0.003	<0.003	<0.003	
Pentachlorobiphenyl, 2,3,4,4,5- (PCB 123)	mg/kg	0.003	<0.015	<0.003	-	-	-	<0.003	<0.003	<0.003	<0.003	
Pentachlorobiphenyl, 3,3,4,4,5- (PCB 126)	mg/kg	0.003	<0.015	<0.003	-	-	-	<0.003	<0.003	<0.003	<0.003	
Tetrachlorobiphenyl, 3,3,4,4- (PCB 77)	mg/kg	0.003	<0.015	<0.003	-	-	-	<0.003	<0.003	<0.003	<0.003	
Tetrachlorobiphenyl, 3,4,4,5- (PCB 81)	mg/kg	0.003	<0.015	<0.003	-	-	-	<0.003	<0.003	<0.003	<0.003	
Total PCB 7 congeners	mg/kg	0.021	<0.105	<0.021	-	-	-	<0.021	<0.021	<0.021	<0.021	
Total PCB WHO 12	mg/kg	0.036	<0.18	<0.036	-	-	-	<0.036	<0.036	<0.036	<0.036	

Chem Group	ChemName	output unit	EQL	Matrix Description											
				C4SL Public Open Space (POS) Residential											
				LQM S4UL Public Open Space (POS) Residential - 1% SOM											
Field ID	Location Code	Sample Depth	Range	Sample Date	13/11/2019	13/11/2019	18/11/2019	19/11/2019	19/11/2019	19/11/2019	13/11/2019	13/11/2019	13/11/2019	13/11/2019	
Phenolics	Xenolene	mg/kg	0.015	<0.015	<0.015	<0.015	<0.015	<0.015	<0.015	<0.015	<0.015	<0.015	<0.015	<0.015	<0.015
	Phenol Index	mg/kg	0.5	-	-	-	-	-	-	-	-	-	-	-	-
	3-84-methylphenol	mg/kg	0.1	-	-	-	-	-	-	-	-	-	-	-	-
	Cresol Total	mg/kg	0.01	0.118	<0.01	<0.01	<0.01	<0.01	<0.01	<0.01	<0.01	<0.01	<0.01	<0.01	<0.01
Organotins	Phenol	mg/kg	0.01	0.13	<0.01	<0.01	<0.01	<0.01	<0.01	<0.01	<0.1 - 0.0252	<0.01	<0.01	<0.01	<0.01
	Phenols Monohydric	mg/kg	0.035	0.142	<0.035	<0.035	<0.035	<0.035	<0.035	<0.035	<0.035	<0.035	<0.035	<0.035	<0.035
	Dibutyltin	mg/kg	0.001	<0.02	<0.02	-	-	-	-	-	<0.02	<0.02	<0.02	<0.02	<0.02
	Monophenyltin	mg/kg	0.001	<0.02	<0.02	-	-	-	-	-	<0.02	<0.02	<0.02	<0.02	<0.02
Pesticides	Diphenyltin	mg/kg	0.001	<0.02	<0.02	-	-	-	-	-	<0.02	<0.02	<0.02	<0.02	<0.02
	Monobutyltin	mg/kg	0.001	<0.15	<0.15	-	-	-	-	-	<0.15	<0.15	<0.15	<0.15	<0.15
	Tetrabutyltin	mg/kg	0.001	<0.02	<0.02	-	-	-	-	-	<0.02	<0.02	<0.02	<0.02	<0.02
	Tributyltin	mg/kg	0.001	<0.02	<0.02	-	-	-	-	-	<0.02	<0.02	<0.02	<0.02	<0.02
	Triphenyltin	mg/kg	0.001	<0.05	<0.05	-	-	-	-	-	<0.05	<0.05	<0.05	<0.05	<0.05
	Ethionfos	mg/kg	0.002	-	-	-	-	-	-	-	-	-	-	-	-
	Heptachlor epoxide	mg/kg	0.002	-	-	-	-	-	-	-	-	-	-	-	-
	Methachlor	mg/kg	0.002	-	-	-	-	-	-	-	-	-	-	-	-
	Propetamphos	mg/kg	0.002	-	-	-	-	-	-	-	-	-	-	-	-
	Simetryn	mg/kg	0.05	-	-	-	-	-	-	-	-	-	-	-	-
	Sodium Acifluorfen	mg/kg	0.003	-	-	-	-	-	-	-	-	-	-	-	-
	Terbufos	mg/kg	0.003	-	-	-	-	-	-	-	-	-	-	-	-
	2,4,5-TP (Silvex)	mg/kg	0.003	-	-	-	-	-	-	-	-	-	-	-	-
	Hedonal	mg/kg	0.003	-	-	-	-	-	-	-	-	-	-	-	-
	2,4-DDT	mg/kg	0.003	-	-	-	-	-	-	-	-	-	-	-	-
	2,4-Dichloroprop	mg/kg	0.003	-	-	-	-	-	-	-	-	-	-	-	-
	4-(2,4-Dichlorophenoxy)butyric Acid (2,4-DB)	mg/kg	0.005	-	-	-	-	-	-	-	-	-	-	-	-
	4,4-DDE	mg/kg	0.005	-	-	-	-	-	-	-	-	-	-	-	-
	4-Chlorophenoxy acetic acid	mg/kg	0.002	-	-	-	-	-	-	-	-	-	-	-	-
	a-BHC	mg/kg	0.002	24	-	-	-	-	-	-	-	-	-	-	-
	Aldrin	mg/kg	0.002	18	-	-	-	-	-	-	-	-	-	-	-
	Ametryn	mg/kg	0.05	-	-	-	-	-	-	-	-	-	-	-	-
	Acetyl (hexnill)	mg/kg	0.05	-	-	-	-	-	-	-	-	-	-	-	-
	Atrazin	mg/kg	0.05	1200	-	-	-	-	-	-	-	-	-	-	-
	Azinophos methyl	mg/kg	0.005	-	-	-	-	-	-	-	-	-	-	-	-
	b-BHC	mg/kg	0.002	8.1	-	-	-	-	-	-	-	-	-	-	-
	Bentazone	mg/kg	0.1	-	-	-	-	-	-	-	-	-	-	-	-
	Bromoxynil	mg/kg	0.003	-	-	-	-	-	-	-	-	-	-	-	-
	Carbofenthothion	mg/kg	0.003	-	-	-	-	-	-	-	-	-	-	-	-
	chloridane	mg/kg	0.002	-	-	-	-	-	-	-	-	-	-	-	-
	Chlordane (cis)	mg/kg	0.002	-	-	-	-	-	-	-	-	-	-	-	-
	Azinphos Ethyl	mg/kg	0.005	-	-	-	-	-	-	-	-	-	-	-	-
	Chlordane (trans)	mg/kg	0.05	-	-	-	-	-	-	-	-	-	-	-	-
	Chlorfenvinphos	mg/kg	0.003	-	-	-	-	-	-	-	-	-	-	-	-
	Chlorotoluron	mg/kg	0.002	-	-	-	-	-	-	-	-	-	-	-	-
	Chlorpyrifos	mg/kg	0.002	-	-	-	-	-	-	-	-	-	-	-	-
	Chlorpyrifos-methyl	mg/kg	0.002	-	-	-	-	-	-	-	-	-	-	-	-
	Cyanazine	mg/kg	0.002	-	-	-	-	-	-	-	-	-	-	-	-
	d-BHC	mg/kg	0.002	-	-	-	-	-	-	-	-	-	-	-	-
	DDD	mg/kg	0.005	-	-	-	-	-	-	-	-	-	-	-	-
DDT	mg/kg	0.005	-	-	-	-	-	-	-	-	-	-	-	-	
Chlorothalonil	mg/kg	0.002	-	-	-	-	-	-	-	-	-	-	-	-	
Diazinon	mg/kg	0.001	-	-	-	-	-	-	-	-	-	-	-	-	
Dicamba	mg/kg	0.001	-	-	-	-	-	-	-	-	-	-	-	-	
Dichlobenil	mg/kg	0.003	-	-	-	-	-	-	-	-	-	-	-	-	
cis-Permethrin	mg/kg	0.002	16	-	-	-	-	-	-	-	-	-	-	-	
Dichlorvos	mg/kg	0.002	-	-	-	-	-	-	-	-	-	-	-	-	
Diclofop	mg/kg	0.005	18	-	-	-	-	-	-	-	-	-	-	-	
Dieldrin	mg/kg	0.003	-	-	-	-	-	-	-	-	-	-	-	-	
Dimethoate	mg/kg	0.003	-	-	-	-	-	-	-	-	-	-	-	-	
Dinoseb	mg/kg	0.003	-	-	-	-	-	-	-	-	-	-	-	-	
Diuron	mg/kg	0.001	1200	-	-	-	-	-	-	-	-	-	-	-	
Endosulfan I	mg/kg	0.01	-	-	-	-	-	-	-	-	-	-	-	-	
Endosulfan II	mg/kg	0.005	-	-	-	-	-	-	-	-	-	-	-	-	
Endosulfan sulphate	mg/kg	0.003	-	-	-	-	-	-	-	-	-	-	-	-	
Endrin	mg/kg	0.003	-	-	-	-	-	-	-	-	-	-	-	-	
Endrin ketone	mg/kg	0.03	-	-	-	-	-	-	-	-	-	-	-	-	
Ethion	mg/kg	0.003	-	-	-	-	-	-	-	-	-	-	-	-	
Fenitrothion	mg/kg	0.005	-	-	-	-	-	-	-	-	-	-	-	-	
Fenitrothion	mg/kg	0.01	-	-	-	-	-	-	-	-	-	-	-	-	
Fluroxypyr	mg/kg	0.1	-	-	-	-	-	-	-	-	-	-	-	-	

		Field ID	OH7037-X-1.70-ES-191113	OH7037-X-2.70-ES-191113	OH7037-X-23.50-ES-191118	OH7037-X-28.50-ES-191119	OH7037-X-28.50-ES95-191119	OH7037-X-3.70-ES-191113	OH7037-X-4.70-ES-191113	OH7037-X-5.70-ES-191113	OH7037-X-6.70-ES-191113	
		Location Code	OH7037	OH7037	OH7037	OH7037	OH7037	OH7037	OH7037	OH7037	OH7037	
		Sample Depth Range	1.7	2.7	23.5	28.5	28.5	3.7	4.7	5.7	6.7	
		Sample Date	13/11/2019	13/11/2019	18/11/2019	19/11/2019	19/11/2019	13/11/2019	13/11/2019	13/11/2019	13/11/2019	
		Matrix Description	LQM S4UL Public Open Space (POS) Residential - 1% SOM									
		C4SL Public Open Space (POS) Residential										
Chem Group	ChemName	output unit	EQL									
	g-BHC (Lindane)	mg/kg	0.001	-	-	-	-	-	-	-	-	
	Heptachlor	mg/kg	0.003	-	-	-	-	-	-	-	-	
	Isodrin	mg/kg	0.002	-	-	-	-	-	-	-	-	
	Isoproturon	mg/kg	-	-	-	-	-	-	-	-	-	
	Linuron	mg/kg	-	-	-	-	-	-	-	-	-	
	Malathion	mg/kg	0.002	-	-	-	-	-	-	-	-	
	2-Methyl-4-chlorophenoxyacetic acid	mg/kg	-	-	-	-	-	-	-	-	-	
	2-Methyl-4-Chlorophenoxy Butanoic Acid	mg/kg	-	-	-	-	-	-	-	-	-	
	Meconop	mg/kg	-	-	-	-	-	-	-	-	-	
	Methoxychlor	mg/kg	0.005	-	-	-	-	-	-	-	-	
	Methyl parathion	mg/kg	0.01	-	-	-	-	-	-	-	-	
	Mevinphos (Phosdrin)	mg/kg	0.002	-	-	-	-	-	-	-	-	
	o,p-DDD	mg/kg	0.005	-	-	-	-	-	-	-	-	
	o,p'-DDE	mg/kg	0.002	-	-	-	-	-	-	-	-	
	o,p'-Methoxychlor	mg/kg	0.05	-	-	-	-	-	-	-	-	
	Parathion	mg/kg	0.005	-	-	-	-	-	-	-	-	
	Pendimethalin	mg/kg	0.01	-	-	-	-	-	-	-	-	
	Permethrin	mg/kg	0.05	-	-	-	-	-	-	-	-	
	Permethrin II	mg/kg	0.003	-	-	-	-	-	-	-	-	
	Phorate	mg/kg	0.01	-	-	-	-	-	-	-	-	
	Priniphos-methyl	mg/kg	0.002	-	-	-	-	-	-	-	-	
	Priniphos-ethyl	mg/kg	0.002	-	-	-	-	-	-	-	-	
	Prometon	mg/kg	0.05	-	-	-	-	-	-	-	-	
	Prometryn	mg/kg	0.05	-	-	-	-	-	-	-	-	
	Pronamide	mg/kg	0.002	-	-	-	-	-	-	-	-	
	Propazine	mg/kg	0.05	-	-	-	-	-	-	-	-	
	Propiconazole	mg/kg	-	-	-	-	-	-	-	-	-	
	Propoxycarbazono-sodium	mg/kg	-	-	-	-	-	-	-	-	-	
	Simazine	mg/kg	0.05	-	-	-	-	-	-	-	-	
	Terbutryn	mg/kg	0.05	-	-	-	-	-	-	-	-	
	Terbutylazine	mg/kg	0.05	-	-	-	-	-	-	-	-	
	Phoxalone	mg/kg	0.005	-	-	-	-	-	-	-	-	
	Phosphamidon	mg/kg	0.005	-	-	-	-	-	-	-	-	
	Triadimefon	mg/kg	0.002	-	-	-	-	-	-	-	-	
	Triallate	mg/kg	0.002	-	-	-	-	-	-	-	-	
	Triclopyr	mg/kg	0.1	-	-	-	-	-	-	-	-	
	Tricosan	mg/kg	-	-	-	-	-	-	-	-	-	
	Trifluralin	mg/kg	0.01	-	-	-	-	-	-	-	-	
	Tebuconazole	mg/kg	-	-	-	-	-	-	-	-	-	
	Telodrin	mg/kg	0.05	-	-	-	-	-	-	-	-	
	Triazophos	mg/kg	0.003	-	-	-	-	-	-	-	-	
SVOC TIC	SVOC TICs - Detect	Detect	-	-	-	-	-	0	-	-	-	
	Anthraquinone 9,10-	mg/kg	-	-	-	-	-	-	-	-	-	
	SVOC Tentatively Identified Compounds	mg/kg	0.1	-	-	-	-	<1	-	-	-	
	Aniline	mg/kg	0.3	-	-	-	-	-	-	-	-	
VOC TIC	VOC TICs - Detect	Detect	-	-	-	-	-	-	-	-	-	
	VOC Tentatively Identified Compounds	mg/kg	0.05	-	-	-	-	<0.05	-	-	-	
	Freon 113	mg/kg	0.005	-	-	-	-	-	-	-	-	
Other	Temperature	°C	17.2	17.5	19.5	18.5	19	17.1	17.2	17.3	17.1	
	Conductivity @ 20°C	µS/cm	14	1560 - 1590	5890 - 6040	1250 - 1320	2260 - 2400	2360 - 2630	1060 - 1080	1530 - 1600	3820 - 5200	7400 - 8560
	% Stones <4mm	%	-	-	-	-	-	-	-	-	-	-
	Fraction of non-crushable material	%	-	-	-	-	-	-	-	-	-	-
	Moisture Content (dried @35°C)	%	16	32	11	22	27	21	20	24	31	
	Moisture Content 105C	%	0.1	-	-	-	-	-	-	-	-	-
	pH (Lab)	pH Units	1	8.97 - 11.4	7.98 - 8.14	8.11 - 8.9	8.18 - 8.71	8.12 - 8.56	10.4 - 11	9.48 - 9.75	7.78 - 8.1	8.16 - 8.53
	Stone Content	%	0.1	-	-	-	-	-	-	-	-	-
	Total Organic Carbon	%	0.02	0.788	2.78	<0.2	<0.2	<0.2	1.01	0.992	0.845	2.43

**Env Stds Comments**  
 #1:GAC is only presented as speciated chromium. 7.7mg/kg is used for hexavalent. If hexavalent chromium (CVI) data is available, a value of 1,500mg/kg r  
 #2:C4SL for lead adopted  
 #3:GAC only presented as speciated mercury. 16mg/kg is used for elemental mercury. If the CSM indicates that elemental mercury is not a CoC and mercury  
 #4:Updated S4UL for nickel  
 #5:S4UL exceeds solubility saturation limit  
 #6:Criteria derived for Al<sup>3</sup>-C16-C35 split between Al<sup>3</sup>-C16-21 & Al<sup>3</sup>-C21-35. Requires summation of fractions to use Al<sup>3</sup>-C16-C35 criteria.  
 #7:Criteria presented is for p-xylene. A separate value is presented for o-xylene.  
 #8:S4UL based on a threshold protective of direct skin contact with phenol

Legend	
38.2	Results exceeds GAC.
<50	Results MDL is greater than GAC.
NAD	No asbestos detected.
-	Determinand has not been tested for.

**Notes**  
 A range is given where a determinand has been analysed for by more than one method.

Chem Group	ChemName	output unit	EQL	Matrix Description										
				LQM S4UL Public Open Space (POS) Residential - 1% SOM										
				Field ID Location Code Sample Depth Range	OH70738-X-0.10-ES-190930 OH70738 0.1	OH70738-X-0.30-ES-190930 OH70738 0.3	OH70738-X-0.80-ES-190930 OH70738 0.8	OH70738-X-1.70-ES-190930 OH70738 1.7	OH70738-X-14.50-ES-191003 OH70738 14.5	OH70738-X-2.80-ES-191001 OH70738 2.8	OH70738-X-28.50-ES-191010 OH70738 28.5	OH70738-X-3.60-ES-191001 OH70738 3.6	OH70738-X-30.41-ES-191016 OH70738 30.41-30.7	
C4SL Public Open Space (POS) Residential				Sampled Date Time	30/09/2019	30/09/2019	30/09/2019	30/09/2019	03/10/2019	01/10/2019	10/10/2019	01/10/2019	16/10/2019	
Anthrax	Detection of Anthrax (Bacillus Anthracis)	Not isolated	-	-	-	-	-	-	-	-	-	-	-	
Metals	Antimony	mg/kg	0.1	0.719	<0.6	2.16	<0.6	0.881	-	-	0.881	-	21.2	
	Arsenic	mg/kg	0.3	79	9.55	8.3	10.5	5.54	8.54	9.86	1.07	55.2	<0.6	
	Boron	mg/kg	0.5	21000	2.27	1.81	2.56	<1	4.77	1.78	<1	7.53	<1	
	Cadmium	mg/kg	0.02	220	0.163	0.199	0.108	0.0855	0.0507	0.0679	0.118	1.47	0.103	
	Chromium (hexavalent)	mg/kg	0.1	21	7.7	<0.6	<0.6	<0.6	<0.6	<0.6	<0.6	<0.6	<0.6	
	Chromium	mg/kg	0.5	21	#1	25.9	25.8	17.6	5.71	12	17.5	2.33	44.8	
	Cobalt	mg/kg	0.1	-	-	-	-	-	-	-	-	-	<0.9	
	Copper	mg/kg	0.5	12000	25.6	26	42.8	7.18	4.48	16.9	1.41	294	1.68	
	Lead	mg/kg	0.5	630	15.2	12	52.6	7.37	7.02	25.9	1.94	627	<0.7	
	Mercury	mg/kg	0.1	#3	<0.14	<0.14	<0.14	<0.14	<0.14	<0.14	<0.14	1.81	<0.14	
	Molybdenum	mg/kg	0.1	-	0.418	0.516	0.691	0.906	-	-	0.314	-	11.6	
	Nickel	mg/kg	0.2	23000	35.8	30.8	22.6	8.37	11.3	28	2.87	172	2.31	
	Selenium	mg/kg	0.5	1100	<1	<1	<1	<1	<1	<1	<1	<1	<1	
	Vanadium	mg/kg	0.2	2000	49.6	46.5	39.4	13.7	18.1	44.5	1.67	627	<1	
	Zinc	mg/kg	1.9	81000	78.8	72	83.9	19.1	59.9	21.3	567	12.4	<1	
Asbestos	Anthophyllite	Detect	-	NAD	NAD	NAD	NAD	NAD	NAD	NAD	NAD	NAD	NAD	
	Asbestos Containing Material	Detect	-	-	-	-	-	-	-	-	-	-	-	
	Asbestos Analysis Comments	-	-	-	-	-	-	-	-	-	-	-	-	
	Asbestos PCOM Quantification	%	0.001	-	-	-	-	-	-	-	-	-	Detected	
	Asbestos Quantification Total	%	0.001	-	-	-	-	-	-	-	-	-	<0.001	
	Asbestos: Actinolite	Detect	-	NAD	NAD	NAD	NAD	NAD	NAD	NAD	NAD	NAD	NAD	
	Additional Asbestos Components (Using TM048)	Comment	-	-	-	-	-	-	-	-	-	-	-	
	Crocidolite Asbestos	Detect	-	NAD	NAD	NAD	NAD	NAD	NAD	NAD	NAD	NAD	NAD	
	Asbestos Gravimetric Quantification	%	0.001	-	-	-	-	-	-	-	-	-	<0.001	
	Asbestos ID (Stage 1)	Detect	-	NAD	NAD	NAD	NAD	NAD	NAD	NAD	NAD	NAD	NAD	
	Chrysotile Asbestos	Detect	-	NAD	NAD	NAD	NAD	NAD	NAD	NAD	NAD	NAD	NAD	
	Amosite Asbestos	Detect	-	NAD	NAD	NAD	NAD	NAD	NAD	NAD	NAD	NAD	NAD	
	Non-Asbestos Fibre	Detect	-	NAD	NAD	NAD	NAD	NAD	NAD	NAD	NAD	NAD	NAD	
	Tremolite	Detect	-	NAD	NAD	NAD	NAD	NAD	NAD	NAD	NAD	NAD	NAD	
Inorganics	Ammoniacal Nitrogen as N	mg/kg	12	<12	<12	<12	17.9	-	-	545	-	27.5	-	
	Cyanide (Free)	mg/kg	0.5	<1	<1	<1	<1	<1	<1	<1	<1	<1	<1	
	Cyanide Total	mg/kg	0.5	<1	<1	<1	<1	<1	<1	<1	<1	2.73	<1	
	Cyanides-complex	mg/kg	1	<1	<1	<1	<1	<1	<1	<1	<1	2.58	<1	
	Phthalates	mg/kg	4	-	-	-	-	-	-	-	-	-	-	
	Coronene	mg/kg	0.3	-	-	-	-	-	-	-	-	-	-	
	Naphthalene	mg/kg	0.005	4900	<0.009	<0.009	<0.009	<0.009	<0.009	<0.009	<0.009	<0.1 - 0.0636	<0.009	
	Acenaphthene	mg/kg	0.008	15000	<0.008	<0.008	<0.1 - 0.0122	<0.008	<0.008	<0.008	<0.008	<0.1 - 0.0187	<0.008	
	Acenaphthylene	mg/kg	0.012	19000	<0.012	<0.012	<0.1 - 0.0117	<0.012	<0.012	<0.012	<0.012	<0.1 - 0.0387	<0.012	
	Fluoranthene	mg/kg	0.017	3100	<0.017	<0.017	0.134 - 0.307	<0.1 - 0.111	<0.017	<0.1 - 0.104	<0.017	0.623 - 0.667	<0.017	
	Anthracene	mg/kg	0.016	74000	<0.016	<0.016	<0.1 - 0.031	<0.016	<0.016	<0.1 - 0.0727	<0.016	<0.1 - 0.0727	<0.016	
	Phenanthrene	mg/kg	0.015	3100	<0.015	<0.015	<0.1 - 0.117	<0.1 - 0.0624	<0.015	<0.1 - 0.0557	<0.015	0.29 - 0.297	<0.015	
	Fluorene	mg/kg	0.01	9900	<0.01	<0.01	<0.01	<0.01	<0.01	<0.01	<0.01	<0.1 - 0.0225	<0.01	
	Chrysene	mg/kg	0.01	57	<0.01	<0.1 - 0.115	<0.1 - 0.0388	<0.01	<0.01	<0.1 - 0.0336	<0.01	0.281 - 0.392	<0.01	
	Pyrene	mg/kg	0.015	7400	<0.015	<0.015	0.146 - 0.257	<0.1 - 0.0923	<0.015	<0.1 - 0.0938	<0.015	0.528 - 0.624	<0.015	
	Benzofluoranthene	mg/kg	0.014	29	<0.014	<0.014	<0.1 - 0.142	<0.1 - 0.0449	<0.014	<0.1 - 0.0459	<0.014	0.302 - 0.377	<0.014	
	Benzob[fluoranthene	mg/kg	0.015	71	<0.015	<0.015	<0.1 - 0.163	<0.1 - 0.0413	<0.015	<0.1 - 0.0315	<0.015	0.189 - 0.276	<0.015	
	Benzok[fluoranthene	mg/kg	0.014	190	<0.014	<0.014	<0.1 - 0.0216	<0.1 - 0.0211	<0.014	<0.1 - 0.0214	<0.014	0.137 - 0.348	<0.014	
	Benzofluoranthene	mg/kg	0.015	5.7	<0.015	<0.015	<0.1 - 0.159	<0.1 - 0.0449	<0.015	<0.1 - 0.0337	<0.015	0.247 - 0.292	<0.015	
	Dibenz[ah]anthracene	mg/kg	0.023	0.57	<0.023	<0.023	<0.023	<0.023	<0.023	<0.023	<0.023	<0.1 - 0.0424	<0.023	
	Benzofluoranthene	mg/kg	0.024	640	<0.024	<0.024	<0.1 - 0.11	<0.1 - 0.0322	<0.024	<0.024	<0.024	0.174 - 0.26	<0.024	
	Indeno[1,2,3-c,d]pyrene	mg/kg	0.018	82	<0.018	<0.018	<0.1 - 0.117	<0.1 - 0.0309	<0.018	<0.1 - 0.0234	<0.018	0.16 - 0.229	<0.018	
	PAH 16 Total	mg/kg	0.118	<0.118	<0.118	1.62	0.52	<0.118	0.422	<0.118	3.48	<0.118	<0.118	
TPH CWG	>C5-C6 Aliphatics	mg/kg	0.01	(ref)1570000 <sup>PS</sup>	<0.01	<0.01	-	<0.01	<0.01	<0.01	-	<0.01	-	
	>C6-C7 Aliphatics	mg/kg	0.2	600000	-	-	-	-	-	-	-	-	-	
	>C6-C8 Aliphatics	mg/kg	0.01	600000	<0.01	<0.01	<0.01	0.0304	-	<0.01	-	<0.01	-	
	>C10-C44 Aliphatics	mg/kg	5	-	<5	<5	<5	-	-	<5	-	88.8	-	
	>C7-C8 Aliphatics	mg/kg	0.2	-	-	-	-	-	-	-	-	-	-	
	>C10-C44 Aliphatics/Aromatics	mg/kg	10	<10	<10	<10	<10	<10	<10	<10	<10	122	-	
	>C8-C10 Aliphatics	mg/kg	0.01	13000	<0.01	<0.01	<0.01	0.0386	-	<0.01	-	<0.01	-	
	>C10-C12 Aliphatics	mg/kg	0.01	13000	<1	<1	<1	<1	<1	<1	<1	<1	<1	
	>C12-C16 Aliphatics	mg/kg	0.1	19000	<1	<1	<1	2.65	<1	<1	<1	5.13	<1	
	>C16-C21 Aliphatics	mg/kg	0.1	125000 <sup>PM</sup>	<1	<1	<1	<1	<1	<1	<1	6.96	<1	
	>C21-C35 Aliphatics	mg/kg	0.1	125000 <sup>PM</sup>	<1	<1	<1	<1	<1	2.88	<1	58.1	<1	
	>C35-C44 Aliphatics	mg/kg	0.1	250000	<1	<1	<1	<1	<1	<1	<1	18.2	<1	
	>C5-C10 Aliphatics	mg/kg	0.05	-	<0.05	<0.05	<0.05	0.069	<0.05	<0.05	<0.05	<0.05	<0.05	
	>C8-C40 Aliphatics	mg/kg	20	-	-	-	-	-	-	-	-	-	-	
	Total Aliphatics >C12-C44	mg/kg	0.1	-	-	-	-	-	-	-	-	-	-	
	>E5-EC10 Aromatics	mg/kg	0.05	-	<0.05	<0.05	<0.05	<0.05	-	<0.05	-	<0.05	-	
	>E6-EC7 Aromatics	mg/kg	0.01	56000	<0.01	<0.01	<0.01	<0.01	<0.01	<0.01	<0.01	<0.01	<0.01	
	>E6-EC7 Aromatics	mg/kg	0.01	56000	<0.01	<0.01	<0.01	<0.01	<0.01	<0.01	<0.01	<0.01	<0.01	
	>E7-EC8 Aromatics	mg/kg	0.01	56000	<0.01	<0.01	<0.01	<0.01	<0.01	<0.01	<0.01	<0.01	<0.01	
	>E8-EC10 Aromatics	mg/kg	0.01	5000	<0.01	<0.01	<0.01	0.0257	<0.01	<0.01	<0.01	<0.01	<0.01	
	>E10-EC12 Aromatics	mg/kg	0.1	5000	<1	<1	<1	<1	<1	<1	<1	<1	<1	
	>E8-EC40 Aromatics	mg/kg	5	-	-	-	-	-	-	-	-	-	-	
	>E10-EC44 Aromatics	mg/kg	20	-	-	-	-	-	-	-	-	-	-	
	>E12-EC16 Aromatics	mg/kg	0.1	5100	<1	<1	<1	<1	<1	<1	<1	33.2	<1	
	>E12-EC16 Aromatics	mg/kg	0.1	5100	<1	<1	<1	<1	<1	<1	<1	1.09	<1	
	>E16-EC21 Aromatics	mg/kg	0.1	3800	<1	<1	1.06	<1	<1	<1	<1	4.36	<1	
	>E21-EC35 Aromatics	mg/kg	0.1	3800	<1	<1	2.4	<1	<1	<1	<1	25.4	<1	
	>E35-EC44 Aromatics	mg/kg	0.1	3800	<1	<1	<1	<1	<1	<1	<1	2.16	<1	
	>E40-EC44 Aromatics	mg/kg	0.1	3800	<1	<1	<1	<1	<1	<1	<1	<1	<1	
	>E12-EC44 Aromatics	mg/kg	0.1	-	-	-	-	-	-	-	-	-	-	
	TPH Aliphatics & Aromatics >C5-44	mg/kg	0.1											

		Field ID	OH70738-X-0.10-ES-190930	OH70738-X-0.30-ES-190930	OH70738-X-0.80-ES-190930	OH70738-X-1.70-ES-190930	OH70738-X-14.50-ES-191003	OH70738-X-28.50-ES-191010	OH70738-X-28.50-ES-191010	OH70738-X-3.60-ES-191001	OH70738-X-30.41-ES-191016		
		Location Code	OH70738	OH70738	OH70738	OH70738	OH70738	OH70738	OH70738	OH70738	OH70738		
		Sample Depth Range	0.1	0.3	0.8	1.7	14.5	28.5	28.5	3.6	30.41-30.7		
		Matrix Description	30/09/2019	30/09/2019	30/09/2019	30/09/2019	03/10/2019	01/10/2019	10/10/2019	01/10/2019	16/10/2019		
		Sampled Date Time											
		EQ1											
		EQ2											
		EQ3											
		EQ4											
		EQ5											
		EQ6											
		EQ7											
		EQ8											
		EQ9											
		EQ10											
		EQ11											
		EQ12											
		EQ13											
		EQ14											
		EQ15											
		EQ16											
		EQ17											
		EQ18											
		EQ19											
		EQ20											
		EQ21											
		EQ22											
		EQ23											
		EQ24											
		EQ25											
		EQ26											
		EQ27											
		EQ28											
		EQ29											
		EQ30											
		EQ31											
		EQ32											
		EQ33											
		EQ34											
		EQ35											
		EQ36											
		EQ37											
		EQ38											
		EQ39											
		EQ40											
		EQ41											
		EQ42											
		EQ43											
		EQ44											
		EQ45											
		EQ46											
		EQ47											
		EQ48											
		EQ49											
		EQ50											
		EQ51											
		EQ52											
		EQ53											
		EQ54											
		EQ55											
		EQ56											
		EQ57											
		EQ58											
		EQ59											
		EQ60											
		EQ61											
		EQ62											
		EQ63											
		EQ64											
		EQ65											
		EQ66											
		EQ67											
		EQ68											
		EQ69											
		EQ70											
		EQ71											
		EQ72											
		EQ73											
		EQ74											
		EQ75											
		EQ76											
		EQ77											
		EQ78											
		EQ79											
		EQ80											
		EQ81											
		EQ82											
		EQ83											
		EQ84											
		EQ85											
		EQ86											
		EQ87											
		EQ88											
		EQ89											
		EQ90											
		EQ91											
		EQ92											
		EQ93											
		EQ94											
		EQ95											
		EQ96											
		EQ97											
		EQ98											
		EQ99											
		EQ100											
TPH	>C6-C6	mg/kg	0.02	-	-	-	-	<0.02	-	<0.02	-	<0.02	
	>C6-C7	mg/kg	0.02	-	-	-	-	<0.02	-	<0.02	-	<0.02	
	>C7-C8	mg/kg	0.02	-	-	-	-	<0.02	-	<0.02	-	<0.02	
	>C8-C8	mg/kg	0.2	-	-	-	-	<0.02	-	<0.02	-	<0.02	
	>C8-C10	mg/kg	0.02	-	-	-	-	<0.02	-	<0.02	-	<0.02	
	>C10-C12	mg/kg	0.02	-	-	-	-	<0.02	-	<0.02	-	<0.02	
	>C12-C16	mg/kg	2	-	-	-	-	<35	-	<35	-	<35	
	>C16-C21	mg/kg	2	-	-	-	-	<35	-	<35	-	<35	
	>C21-C28	mg/kg	35	-	-	-	-	<35	-	<35	-	<35	
	>C21-C35	mg/kg	4.38	-	-	-	-	-	-	-	-	-	
	>C28-C35	mg/kg	35	-	-	-	-	<35	-	<35	-	<35	
	>C31-C40	mg/kg	10	-	-	-	-	<35	-	<35	-	<35	
>C35-C40	mg/kg	35	-	-	-	-	<35	-	<35	-	<35		
GRO >C5-10	mg/kg	0.02	<0.02	<0.02	<0.02	0.069	-	<0.02	-	<0.02	-		
TPH >C8-C40	mg/kg	10	-	-	-	-	-	-	-	-	-		
EPH >C5-40	mg/kg	35	-	-	-	-	52.1	-	<35	-	<35		
EPH >C10-40	mg/kg	35	-	-	-	-	52.1	-	<35	-	<35		
GRO >C5-12	mg/kg	0.2	-	-	-	-	-	-	-	-	-		
GRO >C5-12	mg/kg	0.1	-	-	-	-	-	-	<0.1	-	<0.1		
TPH by GC/ED (AR)	mg/kg	10	-	-	-	-	-	-	-	-	-		
BTEX and MTBE	Benzene	mg/kg	0.001	140	72	<0.009	<0.009	<0.009	<0.009	<0.009	<0.009	<0.18	
	Toluene	mg/kg	0.005	56000	56000	<0.007	<0.007	<0.007	<0.007	<0.007	<0.007	<0.007	
	Ethylbenzene	mg/kg	0.002	24000	24000	<0.004	<0.004	<0.004	<0.004	<0.004	<0.004	<0.004	
	Xylene (m & o)	mg/kg	0.004	41000	41000	<0.01	<0.01	<0.01	<0.01	<0.01	<0.01	<0.2	
	Xylene (o)	mg/kg	0.002	41000	41000	<0.01	<0.01	<0.01	<0.01	<0.01	<0.01	<0.2	
	Xylene Total	mg/kg	0.02	<0.02	<0.02	<0.02	<0.02	<0.02	<0.02	<0.02	<0.02	-	
	MTBE	mg/kg	0.001	<0.01	<0.01	<0.01	<0.01	<0.01	<0.01	<0.01	<0.01	<0.01	
	Total BTEX	mg/kg	0.04	<0.04	<0.04	<0.04	<0.04	<0.04	<0.04	<0.04	<0.04	<0.04	
	VOC	Styrene	mg/kg	0.001	<0.01	<0.01	<0.01	<0.01	<0.01	-	<0.01	-	<0.2
		cis-1,3-dichloroethene	mg/kg	0.001	<0.01	<0.01	<0.01	<0.01	<0.01	-	<0.01	-	<0.2
		trans-1,3-dichloroethene	mg/kg	0.001	<0.01	<0.01	<0.01	<0.01	<0.01	-	<0.01	-	<0.2
		1,1,1,2-tetrachloroethane	mg/kg	0.001	<0.01	<0.01	<0.01	<0.01	<0.01	-	<0.01	-	<0.2
1,1,1-trichloroethane		mg/kg	0.001	<0.007	<0.007	<0.007	<0.007	<0.007	-	<0.007	-	<0.14	
1,1,2,2-tetrachloroethane		mg/kg	0.001	<0.01	<0.01	<0.01	<0.01	<0.01	-	<0.01	-	<0.2	
1,1,1,2-dichloroethane		mg/kg	0.001	<0.01	<0.01	<0.01	<0.01	<0.01	-	<0.01	-	<0.2	
1,1-dichloroethane		mg/kg	0.001	<0.008	<0.008	<0.008	<0.008	<0.008	-	<0.008	-	<0.16	
1,1-dichloroethene		mg/kg	0.001	<0.01	<0.01	<0.01	<0.01	<0.01	-	<0.01	-	<0.2	
1,1-dichloroethane		mg/kg	0.001	<0.01	<0.01	&lt							

Chem Group	ChemName	output unit	EQL	Field ID	OH7038-X-0.10-ES-190930	OH7038-X-0.30-ES-190930	OH7038-X-0.80-ES-190930	OH7038-X-1.70-ES-190930	OH7038-X-14.50-ES-191003	OH7038-X-2.80-ES-191001	OH7038-X-28.50-ES-191010	OH7038-X-3.60-ES-191001	OH7038-X-30.41-ES-191016		
				Location Code	OH7038	OH7038	OH7038	OH7038	OH7038	OH7038	OH7038	OH7038	OH7038	OH7038	OH7038
				Sample Depth Range	0.1	0.3	0.8	1.7	14.5	2.8	28.5	3.6	30.41-30.7		
				<b>Sampled Date</b>	30/09/2019	30/09/2019	30/09/2019	30/09/2019	03/10/2019	01/10/2019	10/10/2019	01/10/2019	16/10/2019		
				<b>Matrix Description</b>											
				<b>LQM S4UL Public Open Space (POS) Residential - 1% SOM</b>											
				<b>C4SL Public Open Space (POS) Residential</b>											
SVOC	Benzyl alcohol	mg/kg	0.5	-	-	-	-	-	-	-	-	-	-		
	Diphenyl ether	mg/kg	0.1	-	-	-	-	-	-	-	-	-	-		
	4-bromophenyl phenyl ether	mg/kg	0.1	<0.1	<0.1	<0.1	<0.1	<0.1	<0.1	<0.1	<0.1	<0.1	<0.1		
	4-nitroaniline	mg/kg	0.1	<0.1	<0.1	<0.1	<0.1	<0.1	<0.1	<0.1	<0.1	<0.1	<0.1		
	4-nitrophenol	mg/kg	0.1	<0.5	<0.5	<0.5	<0.5	<0.5	<0.5	<0.5	<0.5	<0.5	<0.5		
	1,1-Bioheptyl	mg/kg	0.1	-	-	-	-	-	-	-	-	-	-		
	1,2,3,4-tetrachlorobenzene	mg/kg	0.001	-	-	-	-	-	-	-	-	-	-		
	1-Methylvinyltoluene	mg/kg	0.1	-	-	-	-	-	-	-	-	-	-		
	2,4,5-trichlorophenol	mg/kg	0.1	<0.1	<0.1	<0.1	<0.1	<0.1	<0.1	<0.1	<0.1	<0.1	<0.1		
	2,4,6-trichlorophenol	mg/kg	0.1	<0.1	<0.1	<0.1	<0.1	<0.1	<0.1	<0.1	<0.1	<0.1	<0.1		
	2,4-dichlorophenol	mg/kg	0.1	<0.1	<0.1	<0.1	<0.1	<0.1	<0.1	<0.1	<0.1	<0.1	<0.1		
	2,4-dimethylphenol	mg/kg	0.1	<0.1	<0.1	<0.1	<0.1	<0.1	<0.1	<0.1	<0.1	<0.1	<0.1		
	2,4-dinitrophenol	mg/kg	0.5	-	-	-	-	-	-	-	-	-	-		
	2,4-dinitrotoluene	mg/kg	0.1	<0.1	<0.1	<0.1	<0.1	<0.1	<0.1	<0.1	<0.1	<0.1	<0.1		
	2,6-dinitrotoluene	mg/kg	0.1	<0.1	<0.1	<0.1	<0.1	<0.1	<0.1	<0.1	<0.1	<0.1	<0.1		
	2-chloronaphthalene	mg/kg	0.1	<0.1	<0.1	<0.1	<0.1	<0.1	<0.1	<0.1	<0.1	<0.1	<0.1		
	2-chlorophenol	mg/kg	0.1	<0.1	<0.1	<0.1	<0.1	<0.1	<0.1	<0.1	<0.1	<0.1	<0.1		
	2-methylnaphthalene	mg/kg	0.1	<0.1	<0.1	<0.1	<0.1	<0.1	<0.1	<0.1	<0.1	<0.1	<0.1		
	2-methylphenol	mg/kg	0.1	<0.1	<0.1	<0.1	<0.1	<0.1	<0.1	<0.1	<0.1	<0.1	<0.1		
	2-nitroaniline	mg/kg	0.1	<0.1	<0.1	<0.1	<0.1	<0.1	<0.1	<0.1	<0.1	<0.1	<0.1		
	2-nitrophenol	mg/kg	0.1	<0.1	<0.1	<0.1	<0.1	<0.1	<0.1	<0.1	<0.1	<0.1	<0.1		
	3-nitroaniline	mg/kg	0.1	<0.1	<0.1	<0.1	<0.1	<0.1	<0.1	<0.1	<0.1	<0.1	<0.1		
	4,6-Dinitro-2-methylphenol	mg/kg	0.2	-	-	-	-	-	-	-	-	-	-		
	4-chloro-2-methylphenol	mg/kg	0.1	<0.1	<0.1	<0.1	<0.1	<0.1	<0.1	<0.1	<0.1	<0.1	<0.1		
	4-chloroaniline	mg/kg	0.1	<0.1	<0.1	<0.1	<0.1	<0.1	<0.1	<0.1	<0.1	<0.1	<0.1		
	4-chlorophenol	mg/kg	0.5	-	-	-	-	-	-	-	-	-	-		
	4-chlorophenyl phenyl ether	mg/kg	0.1	<0.1	<0.1	<0.1	<0.1	<0.1	<0.1	<0.1	<0.1	<0.1	<0.1		
	4-methylphenol	mg/kg	0.1	<0.1	<0.1	<0.1	<0.1	<0.1	<0.1	<0.1	<0.1	<0.1	<0.1		
	Azobenzene	mg/kg	0.1	<0.1	<0.1	<0.1	<0.1	<0.1	<0.1	<0.1	<0.1	<0.1	<0.1		
	Benzoic Acid	mg/kg	0.5	-	-	-	-	-	-	-	-	-	-		
	Bis(2-chlorophenoxy) methane	mg/kg	0.1	<0.1	<0.1	<0.1	<0.1	<0.1	<0.1	<0.1	<0.1	<0.1	<0.1		
	Bis(2-chloroethyl) ether	mg/kg	0.1	<0.1	<0.1	<0.1	<0.1	<0.1	<0.1	<0.1	<0.1	<0.1	<0.1		
	Bis(2-chloroisopropyl) ether	mg/kg	0.1	<0.1	<0.1	<0.1	<0.1	<0.1	<0.1	<0.1	<0.1	<0.1	<0.1		
	Bis(2-ethylhexyl) phthalate	mg/kg	0.1	<0.1	<0.1	<0.1	<0.1	<0.1	<0.1	<0.1	<0.1	<0.1	<0.1		
	Butyl benzyl phthalate	mg/kg	0.1	<0.1	<0.1	<0.1	<0.1	<0.1	<0.1	<0.1	<0.1	<0.1	<0.1		
	Cabazole	mg/kg	0.1	<0.1	<0.1	<0.1	<0.1	<0.1	<0.1	<0.1	<0.1	<0.1	<0.1		
	Dibenzofuran	mg/kg	0.1	<0.1	<0.1	<0.1	<0.1	<0.1	<0.1	<0.1	<0.1	<0.1	<0.1		
	Diethylphthalate	mg/kg	0.1	<0.1	<0.1	<0.1	<0.1	<0.1	<0.1	<0.1	<0.1	<0.1	<0.1		
	Dimethyl phthalate	mg/kg	0.1	<0.1	<0.1	<0.1	<0.1	<0.1	<0.1	<0.1	<0.1	<0.1	<0.1		
	Di-n-butyl phthalate	mg/kg	0.1	<0.1	<0.1	<0.1	<0.1	<0.1	<0.1	<0.1	<0.1	<0.1	<0.1		
	Di-n-octyl phthalate	mg/kg	0.1	<0.1	<0.1	<0.1	<0.1	<0.1	<0.1	<0.1	<0.1	<0.1	<0.1		
	Hexachlorobenzene	mg/kg	0.002	<0.1	<0.1	<0.1	<0.1	<0.1	<0.1	<0.1	<0.1	<0.1	<0.1		
	Hexachlorocyclopentadiene	mg/kg	0.1	<0.1	<0.1	<0.1	<0.1	<0.1	<0.1	<0.1	<0.1	<0.1	<0.1		
	Hexachloroethane	mg/kg	0.1	<0.1	<0.1	<0.1	<0.1	<0.1	<0.1	<0.1	<0.1	<0.1	<0.1		
	Isophorone	mg/kg	0.1	<0.1	<0.1	<0.1	<0.1	<0.1	<0.1	<0.1	<0.1	<0.1	<0.1		
	Nitrobenzene	mg/kg	0.1	<0.1	<0.1	<0.1	<0.1	<0.1	<0.1	<0.1	<0.1	<0.1	<0.1		
	N-nitrosodipropylamine	mg/kg	0.1	<0.1	<0.1	<0.1	<0.1	<0.1	<0.1	<0.1	<0.1	<0.1	<0.1		
	n-Nitrosodiphenylamine	mg/kg	0.1	-	-	-	-	-	-	-	-	-	-		
	Pentachlorobenzene	mg/kg	0.001	-	-	-	-	-	-	-	-	-	-		
	Pentachloronitrobenzene	mg/kg	0.05	-	-	-	-	-	-	-	-	-	-		
	Pentachlorophenol	mg/kg	0.1	<0.1	<0.1	<0.1	<0.1	<0.1	<0.1	<0.1	<0.1	<0.1	<0.1		
PCB	PCB-110	mg/kg	0.1	-	-	-	-	-	-	-	-	-	-		
	PCB-128	mg/kg	0.1	-	-	-	-	-	-	-	-	-	-		
	PCB-141	mg/kg	0.1	-	-	-	-	-	-	-	-	-	-		
	PCB-149	mg/kg	0.1	-	-	-	-	-	-	-	-	-	-		
	PCB-151	mg/kg	0.1	-	-	-	-	-	-	-	-	-	-		
	PCB-158	mg/kg	0.1	-	-	-	-	-	-	-	-	-	-		
	PCB-170	mg/kg	0.1	-	-	-	-	-	-	-	-	-	-		
	PCB-18	mg/kg	0.1	-	-	-	-	-	-	-	-	-	-		
	PCB-183	mg/kg	0.1	-	-	-	-	-	-	-	-	-	-		
	PCB-187	mg/kg	0.1	-	-	-	-	-	-	-	-	-	-		
	PCB-194	mg/kg	0.1	-	-	-	-	-	-	-	-	-	-		
	PCB-31	mg/kg	0.1	-	-	-	-	-	-	-	-	-	-		
	PCB-44	mg/kg	0.1	-	-	-	-	-	-	-	-	-	-		
	PCB-49	mg/kg	0.1	-	-	-	-	-	-	-	-	-	-		
	2,2,4-tetrachloro-1,1-Biphenyl	mg/kg	0.1	-	-	-	-	-	-	-	-	-	-		
	2,3,4,4-tetrachloro-1,1-Biphenyl	mg/kg	0.1	-	-	-	-	-	-	-	-	-	-		
	Heptachlorobiphenyl, 2,3,3,4,4,5,5- (PCB 189)	mg/kg	0.003	<0.003	<0.003	<0.003	<0.003	<0.003	<0.003	<0.003	<0.003	<0.003	<0.003		
	Hexachlorobiphenyl, 2,3,3,4,4,5- (PCB 156)	mg/kg	0.003	<0.003	<0.003	<0.003	<0.003	<0.003	<0.003	<0.003	<0.003	<0.003	<0.003		
	Hexachlorobiphenyl, 2,3,3,4,4,5- (PCB 157)	mg/kg	0.003	<0.003	<0.003	<0.003	<0.003	<0.003	<0.003	<0.003	<0.003	<0.003	<0.003		
	Hexachlorobiphenyl, 2,3,4,4,5,5- (PCB 167)	mg/kg	0.003	<0.003	<0.003	<0.003	<0.003	<0.003	<0.003	<0.003	<0.003	<0.003	<0.003		
	Hexachlorobiphenyl, 3,3,4,4,5,5- (PCB 169)	mg/kg	0.003	<0.003	<0.003	<0.003	<0.003	<0.003	<0.003	<0.003	<0.003	<0.003	<0.003		
	PCB 101	mg/kg	0.003	<0.003	<0.003	<0.003	<0.003	<0.003	<0.003	<0.003	<0.003	<0.003	<0.003		
	PCB 118	mg/kg	0.003	<0.003	<0.003	<0.003	<0.003	<0.003	<0.003	<0.003	<0.003	<0.003	<0.003		
	PCB 138	mg/kg	0.003	<0.003	<0.003	<0.003	<0.003	<0.003	<0.003	<0.003	<0.003	<0.003	<0.003		
	PCB 153	mg/kg	0.003	<0.003	<0.003	<0.003	<0.003	<0.003	<0.003	<0.003	<0.003	<0.003	<0.003		
	PCB 180	mg/kg	0.003	<0.003	<0.003	<0.003	<0.003	<0.003	<0.003	<0.003	<0.003	<0.003	<0.003		
	PCB 20	mg/kg	0.003	<0.003	<0.003	<0.003	<0.003	<0.003	<0.003	<0.003	<0.003	<0.003	<0.003		
	PCB 52	mg/kg	0.003	<0.003	<0.003	<0.003	<0.003	<0.003	<0.003	<0.003	<0.003	<0.003	<0.003		
	Pentachlorobiphenyl, 2,3,3,4,4- (PCB 105)	mg/kg	0.003	<0.003	<0.003	<0.003	<0.003	<0.003	<0.003	<0.003	<0.003	<0.003	<0.003		
	Pentachlorobiphenyl, 2,3,3,4,5- (PCB 114)</														



Chem Group	ChemName	output unit	EQL	C4SL Public Open Space (POS) Residential	LQM S4UL Public Open Space (POS) Residential - 1% SOM	Matrix Description										
						Field ID	Location Code	Sample Depth	Range	Sample Date	Time	Sample Date	Time	Sample Date	Time	Sample Date
						OH07038-X-0.10-ES-190930	OH07038-X-0.30-ES-190930	OH07038-X-0.80-ES-190930	OH07038-X-1.70-ES-190930	OH07038-X-14.50-ES-191003	OH07038-X-2.80-ES-191001	OH07038-X-28.50-ES-191010	OH07038-X-3.60-ES-191001	OH07038-X-30.41-ES-191016		
						OH07038	OH07038	OH07038	OH07038	OH07038	OH07038	OH07038	OH07038	OH07038		
						0.1	0.3	0.8	1.7	14.5	2.8	28.5	3.6	30.41-30.7		
						30/09/2019	30/09/2019	30/09/2019	30/09/2019	03/10/2019	01/10/2019	10/10/2019	01/10/2019	16/10/2019		
Phenolics	Xenolene	mg/kg	0.015			<0.015	<0.015	<0.015	<0.015	0.0543	<0.015	<0.015	<0.015	<0.015		
	Phenol Index	mg/kg	0.5			-	-	-	-	-	-	-	-	-		
	3-84-methylphenol	mg/kg	0.1			-	-	-	-	-	-	-	-	-		
	Cresol Total	mg/kg	0.01			<0.01	<0.01	<0.01	<0.01	<0.01	<0.01	<0.01	<0.01	<0.01		
	Phenol	mg/kg	0.01			<0.01	<0.01	<0.01	<0.01	<0.01	<0.01	<0.01	<0.01	<0.01		
	Phenols Monohydric	mg/kg	0.035			<0.035	<0.035	<0.035	<0.035	<0.035	<0.035	<0.035	<0.035	<0.035		
Organotins	Dibutyltin	mg/kg				<0.02	<0.02	<0.02	<0.02	-	<0.02	-	<0.02	-		
	Monophenyltin	mg/kg				<0.02	<0.02	<0.02	<0.02	-	<0.02	-	<0.02	-		
	Diphenyltin	mg/kg				<0.02	<0.02	<0.02	<0.02	-	<0.02	-	<0.02	-		
	Monobutyltin	mg/kg				<0.15	<0.15	<0.15	<0.15	-	<0.15	-	<0.15	-		
	Tetraethyltin	mg/kg				<0.02	<0.02	<0.02	<0.02	-	<0.02	-	<0.02	-		
	Tributyltin	mg/kg	0.001			<0.02	<0.02	<0.02	<0.02	-	<0.02	-	<0.02	-		
	Triphenyltin	mg/kg				<0.05	<0.05	<0.05	<0.05	-	<0.05	-	<0.05	-		
Pesticides	Ethionfos	mg/kg	0.002			-	-	-	-	-	-	-	-	-		
	Hepatachlor epoxide	mg/kg	0.002			-	-	-	-	-	-	-	-	-		
	Methachlorfos	mg/kg	0.002			-	-	-	-	-	-	-	-	-		
	Propetamphos	mg/kg	0.002			-	-	-	-	-	-	-	-	-		
	Simetryn	mg/kg	0.05			-	-	-	-	-	-	-	-	-		
	Sodium Acifluorfen	mg/kg				-	-	-	-	-	-	-	-	-		
	Tetraazene	mg/kg	0.003			-	-	-	-	-	-	-	-	-		
	2,4,5-TP (Silvex)	mg/kg				-	-	-	-	-	-	-	-	-		
	Hedonal	mg/kg				-	-	-	-	-	-	-	-	-		
	2,4-DDT	mg/kg	0.003			-	-	-	-	-	-	-	-	-		
	2,4-Dichloroac	mg/kg				-	-	-	-	-	-	-	-	-		
	4-(2,4-Dichlorophenoxy)butyric Acid (2,4-DB)	mg/kg				-	-	-	-	-	-	-	-	-		
	4,4-DDE	mg/kg	0.005			-	-	-	-	-	-	-	-	-		
	4-Chlorophenoxy acetic acid	mg/kg				-	-	-	-	-	-	-	-	-		
	a-BHC	mg/kg	0.002		24	-	-	-	-	-	-	-	-	-		
	Aldrin	mg/kg	0.002		18	-	-	-	-	-	-	-	-	-		
	Ametryn	mg/kg	0.05			-	-	-	-	-	-	-	-	-		
	Acetyl (hexnill)	mg/kg				-	-	-	-	-	-	-	-	-		
	Atraton	mg/kg	0.05			-	-	-	-	-	-	-	-	-		
	Atrazine	mg/kg	0.05		1200	-	-	-	-	-	-	-	-	-		
	Azinophos methyl	mg/kg	0.005			-	-	-	-	-	-	-	-	-		
	b-BHC	mg/kg	0.002		8.1	-	-	-	-	-	-	-	-	-		
	Bentazone	mg/kg	0.1			-	-	-	-	-	-	-	-	-		
	Bromoxynil	mg/kg				-	-	-	-	-	-	-	-	-		
	Carbofenthothion	mg/kg	0.003			-	-	-	-	-	-	-	-	-		
	chlordan	mg/kg	0.002			-	-	-	-	-	-	-	-	-		
	Chlordane (cis)	mg/kg	0.002			-	-	-	-	-	-	-	-	-		
	Azinphos Ethyl	mg/kg	0.005			-	-	-	-	-	-	-	-	-		
	Chlordane (trans)	mg/kg	0.05			-	-	-	-	-	-	-	-	-		
	Chlorfenvinphos	mg/kg	0.003			-	-	-	-	-	-	-	-	-		
	Chlorotoluron	mg/kg				-	-	-	-	-	-	-	-	-		
	Chlorovifos	mg/kg	0.002			-	-	-	-	-	-	-	-	-		
	Chlorpyrifos-methyl	mg/kg	0.002			-	-	-	-	-	-	-	-	-		
	Cyanazine	mg/kg				-	-	-	-	-	-	-	-	-		
	d-BHC	mg/kg	0.002			-	-	-	-	-	-	-	-	-		
	DDD	mg/kg	0.005			-	-	-	-	-	-	-	-	-		
	DDT	mg/kg	0.005			-	-	-	-	-	-	-	-	-		
	Chlorothalonil	mg/kg	0.002			-	-	-	-	-	-	-	-	-		
	Diazinon	mg/kg	0.001			-	-	-	-	-	-	-	-	-		
	Dicamba	mg/kg				-	-	-	-	-	-	-	-	-		
	Dichlobenil	mg/kg	0.001			-	-	-	-	-	-	-	-	-		
	cis-Permethrin	mg/kg	0.003			-	-	-	-	-	-	-	-	-		
	Dichlorvos	mg/kg	0.002		16	-	-	-	-	-	-	-	-	-		
	Diclofop	mg/kg				-	-	-	-	-	-	-	-	-		
	Dieldrin	mg/kg	0.005		18	-	-	-	-	-	-	-	-	-		
	Dimethoate	mg/kg	0.003			-	-	-	-	-	-	-	-	-		
	Dinoseb	mg/kg				-	-	-	-	-	-	-	-	-		
	Diuron	mg/kg				-	-	-	-	-	-	-	-	-		
	Endosulfan I	mg/kg	0.001		1200	-	-	-	-	-	-	-	-	-		
	Endosulfan II	mg/kg	0.01			-	-	-	-	-	-	-	-	-		
	Endosulfan sulphate	mg/kg	0.005			-	-	-	-	-	-	-	-	-		
	Endrin	mg/kg	0.003			-	-	-	-	-	-	-	-	-		
	Endrin ketone	mg/kg	0.03			-	-	-	-	-	-	-	-	-		
	Ethion	mg/kg	0.003			-	-	-	-	-	-	-	-	-		
	Fenitrothion	mg/kg	0.005			-	-	-	-	-	-	-	-	-		
	Fenithion	mg/kg	0.01			-	-	-	-	-	-	-	-	-		
	Fluroxypyr	mg/kg	0.1			-	-	-	-	-	-	-	-	-		

		Field ID	OH707038-X-0.10-ES-190930	OH707038-X-0.30-ES-190930	OH707038-X-0.80-ES-190930	OH707038-X-1.70-ES-190930	OH707038-X-14.50-ES-191003	OH707038-X-2.80-ES-191001	OH707038-X-28.50-ES-191010	OH707038-X-3.60-ES-191001	OH707038-X-30.41-ES-191016	
		Location Code	OH707038	OH707038	OH707038	OH707038	OH707038	OH707038	OH707038	OH707038	OH707038	
		Sample Depth Range	0.1	0.3	0.8	1.7	14.5	2.8	28.5	3.6	30.41-30.7	
		Sample Date	30/09/2019	30/09/2019	30/09/2019	30/09/2019	03/10/2019	01/10/2019	10/10/2019	01/10/2019	16/10/2019	
		Matrix Description	LQM S4UL Public Open Space (POS) Residential - 1% SOM									
		C4SL Public Open Space (POS) Residential										
Chem Group	ChemName	output unit	EQL									
	o-BHC (Lindane)	mg/kg	0.001									
	Heptachlor	mg/kg	0.003									
	Isodrin	mg/kg	0.002									
	Isoproturon	mg/kg	-									
	Linuron	mg/kg	-									
	Malathion	mg/kg	0.002									
	2-Methyl-4-chlorophenoxyacetic acid	mg/kg	-									
	2-Methyl-4-Chlorophenoxy Butanoic Acid	mg/kg	-									
	Mecoprop	mg/kg	-									
	Methoxychlor	mg/kg	0.005									
	Methyl parathion	mg/kg	0.01									
	Mevinphos (Phosdrin)	mg/kg	0.002									
	o,p-DDD	mg/kg	0.005									
	o,p'-DDE	mg/kg	0.002									
	o,p'-Methoxychlor	mg/kg	0.05									
	Parathion	mg/kg	0.005									
	Pendimethalin	mg/kg	0.01									
	Permethrin	mg/kg	0.05									
	Permethrin II	mg/kg	0.003									
	Phorate	mg/kg	0.01									
	Priniphos-methyl	mg/kg	0.002									
	Priniphos-ethyl	mg/kg	0.002									
	Prometon	mg/kg	0.05									
	Prometryn	mg/kg	0.05									
	Pronamide	mg/kg	0.002									
	Propazine	mg/kg	0.05									
	Propiconazole	mg/kg	-									
	Propoxycarbazono-sodium	mg/kg	-									
	Simazine	mg/kg	0.05									
	Terbutryn	mg/kg	0.05									
	Terbutylazine	mg/kg	0.05									
	Phosalone	mg/kg	0.005									
	Phosphamidon	mg/kg	0.005									
	Triadimefon	mg/kg	0.002									
	Triallate	mg/kg	0.002									
	Triclopyr	mg/kg	0.1									
	Triclosan	mg/kg	-									
	Trifluralin	mg/kg	0.01									
	Tebuconazole	mg/kg	-									
	Telodrin	mg/kg	0.05									
	Triazophos	mg/kg	0.003									
SVOC TIC	SVOC TICs - Detect	Detect	-	0	0	0	0	0	0	0	0	
	Anthracene 9-10	mg/kg	-	-	-	-	-	-	-	-	-	
	SVOC Tentatively Identified Compounds	mg/kg	0.1	<1	<1	<1	<1	<1	<1	<1	<1	
	Aniline	mg/kg	0.3	-	-	-	-	-	-	-	-	
VOC TIC	VOC TICs - Detect	Detect	-	0	0	0	0	0	0	0	0	
	VOC Tentatively Identified Compounds	mg/kg	0.05	<0.05	<0.05	-	-	-	-	-	-	
	Freon 113	mg/kg	0.005	-	-	-	-	-	-	-	-	
Other	Temperature	°C	19	20.6	20	19.7	13.4	18.3	17.7	18.6	16.9	
	Conductivity @ 20°C	µS/cm	14	3.2 - 3050	1890 - 1940	2640 - 2780	820 - 832	1470 - 1800	840 - 889	1460 - 1490	256 - 2490	
	% Stones >4mm	%	-	-	-	-	-	-	-	-	-	
	Fraction of non-crushable material	%	-	-	-	-	-	-	-	-	-	
	Moisture Content (dried @35°C)	%	-	-	-	-	-	-	-	-	-	
	Moisture Content 105C	%	0.1	18	22	18	15	45	23	24	31	
	pH (Lab)	pH Units	1	7.85 - 8.32	8.06 - 8.21	8.06 - 8.3	8.19 - 8.37	8.35 - 8.56	10.4 - 11.2	8.38 - 9.09	7.64 - 8.16	
	Stone Content	%	0.1	-	-	-	-	-	-	-	-	
	Total Organic Carbon	%	0.02	0.474	0.496	0.931	<0.2	0.877	0.375	<0.2	14.7	

**Env Stds Comments**  
 #1:GAC is only presented as speciated chromium. 7.7mg/kg is used for hexavalent. If hexavalent chromium (CVI) data is available, a value of 1,500mg/kg r  
 #2:C4SL for lead adopted  
 #3:GAC only presented as speciated mercury. 16mg/kg is used for elemental mercury. If the CSM indicates that elemental mercury is not a CoC and mercury  
 #4:Updated S4UL for nickel  
 #5:S4UL exceeds solubility saturation limit  
 #6:Criteria derived for Al<sup>3</sup>-C16-C35 split between Al<sup>3</sup>-C16-21 & Al<sup>3</sup>-C21-35. Requires summation of fractions to use Al<sup>3</sup>-C16-C35 criteria.  
 #7:Criteria presented is for p-xylene. A separate value is presented for o-xylene.  
 #8:S4UL based on a threshold protective of direct skin contact with phenol

Legend	
38.2	Results exceeds GAC.
<50	Results MDL is greater than GAC.
NAD	No asbestos detected.
-	Determinand has not been tested for.

**Notes**  
 A range is given where a determinand has been analysed for by more than one method.

		Field ID	OH707038-X-5.50-ES-191001	OH707038-X-6.50-ES-191002	OH707038-X-0.05-ES-190930	OH707038-X-1.00-ES-190930	OH707038-X-2.00-ES-190930	OH707038-X-24.00-ES-191007	OH707038-X-28.10-ES-191008	OH707038-X-3.00-ES-190930	OH707038-X-36.60-ES-191014
		Location Code	OH707038	OH707038	OH707038	OH707038	OH707038	OH707038	OH707038	OH707038	OH707038
		Sample Depth	5.5	6.5	0.05	1	2	24	28.1	3	36.6
		Range									
		Matrix Description									
		Sampled Date Time	01/10/2019	02/10/2019	30/09/2019	30/09/2019	30/09/2019	07/10/2019	08/10/2019	30/09/2019	14/10/2019
		C4SL Public Open Space (POS) Residential	LQM S4UL Public Open Space (POS) Residential - 1% SOM								
Chem Group	ChemName	output unit	EQL								
Anthrac	Detection of Anthrax (Bacillus Anthracis)	Not Isolated									
Metals	Antimony	mg/kg	0.1	1.69	1.66	-	-	-	-	-	-
	Arsenic	mg/kg	0.3	79	19.3	23.2	10.1	8.22	10.8	8.5	5.98
	Boron	mg/kg	0.5	21000	22.4	11.5	2.6	1.8	1.73	1.24	<0.6
	Cadmium	mg/kg	0.02	220	120	0.228	0.202	0.127	0.18	0.227	0.0749
	Chromium (hexavalent)	mg/kg	0.1	21	7.7	<0.6	<0.6	<0.6	<0.6	<0.6	0.0467
	Chromium	mg/kg	0.5	21	24.3	29	22	12	20.6	6.43	0.986
	Cobalt	mg/kg	0.1	-	-	-	-	-	-	-	-
	Copper	mg/kg	0.5	12000	33.5	33.6	39.3	18.9	59.3	10	8.09
	Lead	mg/kg	0.5	630	70	65.9	24.2	165	111	21.3	11.2
	Mercury	mg/kg	0.1	-	<0.14	0.585	<0.14	<0.14	<0.14	<0.14	<0.14
	Molybdenum	mg/kg	0.1	142	0.717	0.475	0.54	0.695	0.695	0.196	0.432
	Nickel	mg/kg	0.2	23000	27.5	26.1	33.2	11.9	16.6	9.95	2.52
	Selenium	mg/kg	0.5	1100	<1	<1	<1	<1	<1	<1	10.5
	Vanadium	mg/kg	0.2	2000	55.7	57.5	54.6	27.4	32.7	4.22	18.6
	Zinc	mg/kg	1.9	81000	118	136	181	181	181	36.9	26.1
Asbestos	Anthophyllite	Detect	-	NAD	NAD	NAD	NAD	NAD	NAD	NAD	NAD
	Asbestos Containing Material	Detect	-	-	-	-	-	-	-	-	-
	Asbestos Analysis Comments	-	-	-	-	-	-	-	-	-	-
	Asbestos PCOM Quantification	%	0.001	-	-	-	-	-	-	-	-
	Asbestos Quantification Total	%	0.001	-	-	-	-	-	-	-	-
	Asbestos: Actinolite	Detect	-	NAD	NAD	NAD	NAD	NAD	NAD	NAD	NAD
	Additional Asbestos Components (Using TM048)	Comment	-	-	-	-	-	-	-	-	-
	Crocidolite Asbestos	Detect	-	NAD	NAD	NAD	NAD	NAD	NAD	NAD	NAD
	Asbestos Gravimetric Quantification	%	0.001	-	-	-	-	-	-	-	-
	Asbestos ID (Stage 1)	Detect	-	Detected	NAD	NAD	NAD	Detected	NAD	NAD	NAD
	Chrysotile Asbestos	Detect	-	NAD	NAD	NAD	NAD	NAD	NAD	NAD	NAD
	Amosite Asbestos	Detect	-	NAD	NAD	NAD	NAD	NAD	NAD	NAD	NAD
	Non-Asbestos Fibre	Detect	-	Detected	NAD	NAD	NAD	Detected	NAD	NAD	NAD
	Tremolite	Detect	-	NAD	NAD	NAD	NAD	NAD	NAD	NAD	NAD
Inorganics	Ammoniacal Nitrogen as N	mg/kg	12	637	238	<12	<12	<12	<12	<12	16.5
	Cyanide (Free)	mg/kg	0.5	<1	<1	<1	<1	<1	<1	<1	<1
	Cyanide Total	mg/kg	0.5	<1	<1	<1	<1	<1	<1	<1	<1
	Cyanides-complex	mg/kg	1	<1	<1	<1	<1	<1	<1	<1	<1
	Phosphorus	mg/kg	4	-	-	-	-	-	-	-	-
PAH	Coronene	mg/kg	0.3	-	-	-	-	-	-	-	-
	Naphthalene	mg/kg	0.005	4900	<0.009	<0.1 - 0.0474	<0.009	<0.013 - 0.0523	<0.2 - 0.184	<0.009	<0.009
	Acenaphthene	mg/kg	0.008	15000	<0.008	<0.1 - 0.0992	<0.008	<0.5 - 0.0866	<0.2 - 0.269	<0.008	<0.008
	Acenaphthylene	mg/kg	0.012	19000	<0.012	<0.1 - 0.0957	<0.012	<0.5 - 0.146	<0.2 - 0.199	<0.012	<0.012
	Fluoranthene	mg/kg	0.017	3100	<0.1 - 0.392	0.269 - 1.57	<0.017	3.04 - 3.26	2.17 - 4.22	<0.017	<0.1 - 0.135
	Anthracene	mg/kg	0.016	74000	<0.1 - 0.0314	<0.1 - 0.193	<0.016	0.359 - 0.565	0.388 - 0.792	<0.016	<0.1 - 0.0235
	Phenanthrene	mg/kg	0.015	3100	<0.1 - 0.106	<0.1 - 0.537	<0.015	1.22 - 1.76	1.33 - 2.8	<0.015	<0.1 - 0.0979
	Fluorene	mg/kg	0.01	9900	<0.01	<0.1 - 0.111	<0.01	<0.5 - 0.0987	<0.2 - 0.34	<0.01	<0.1 - 0.0144
	Chrysene	mg/kg	0.01	57	<0.1 - 0.122	<0.1 - 0.607	<0.01	1.46 - 1.47	1.06 - 1.63	<0.01	<0.1 - 0.0472
	Pyrene	mg/kg	0.015	7400	<0.1 - 0.317	0.25 - 1.21	<0.015	2.9 - 3	2.21 - 3.78	<0.015	<0.1 - 0.111
	Benzofluoranthene	mg/kg	0.014	29	<0.1 - 0.163	<0.1 - 0.846	<0.014	1.41 - 1.79	0.98 - 1.73	<0.014	<0.1 - 0.0584
	Benzob[fluoranthene	mg/kg	0.015	71	<0.1 - 0.185	<0.1 - 0.971	<0.015	1.11 - 1.47	0.878 - 1.73	<0.015	<0.1 - 0.0499
	Benzok[fluoranthene	mg/kg	0.014	190	<0.1 - 0.0523	<0.1 - 0.349	<0.014	0.501 - 1.23	0.855 - 0.904	<0.014	<0.1 - 0.0186
	Benzofluoranthene	mg/kg	0.015	5.7	<0.1 - 0.153	<0.1 - 0.705	<0.015	1.22 - 1.69	0.844 - 1.64	<0.015	<0.1 - 0.0437
	Dibenz[a,h]anthracene	mg/kg	0.023	0.57	<0.023	<0.1 - 0.0926	<0.023	<0.5 - 0.221	<0.2 - 0.153	<0.023	<0.023
	Benzofluoranthene	mg/kg	0.024	640	<0.1 - 0.116	<0.1 - 0.517	<0.024	0.814 - 1.13	0.593 - 0.954	<0.024	<0.1 - 0.0293
	Indeno[1,2,3-c,d]pyrene	mg/kg	0.018	82	<0.1 - 0.122	<0.1 - 0.516	<0.018	0.78 - 1.23	0.49 - 1.06	<0.018	<0.1 - 0.0307
	PAH 16 Total	mg/kg	0.118	-	1.78	8.27	<0.118	17.7	22.4	<0.118	6.84
TPH CWG	>C6-C8 Aliphatics	mg/kg	0.01	(ref)1570000 <sup>PS</sup>	0.0148	0.0173	<0.01	<0.01	<0.01	<0.01	<0.01
	>C6-C7 Aliphatics	mg/kg	0.2	600000	-	-	-	-	-	-	-
	>C6-C8 Aliphatics	mg/kg	0.01	600000	0.0407	0.0403	<0.01	<0.01	<0.01	<0.01	<0.01
	>C7-C8 Aliphatics	mg/kg	5	-	37.3	46.5	<5	96.9	58.8	<5	91.9
	>C7-C8 Aliphatics	mg/kg	0.2	-	-	-	-	-	-	-	-
	>C10-C44 Aliphatics/Aromatics	mg/kg	10	64.3	79.8	<10	414	142	-	<10	33.2
	>C8-C10 Aliphatics	mg/kg	0.01	13000	0.074	0.0576	<0.01	<0.01	<0.01	<0.01	<0.01
	>C10-C12 Aliphatics	mg/kg	0.01	13000	<1	<1	<1	<1	<1	<1	<1
	>C12-C16 Aliphatics	mg/kg	0.1	19000	<1	<1	<1	6.56	7.8	<1	<1
	>C16-C21 Aliphatics	mg/kg	0.1	125000 <sup>PS</sup>	2.47	5.19	<1	8.62	8.89	<1	2.46
	>C21-C35 Aliphatics	mg/kg	0.1	125000 <sup>PS</sup>	28.2	33.2	<1	44.6	28.2	<1	4.31
	>C35-C44 Aliphatics	mg/kg	0.1	250000	6.29	7.92	<1	37.1	13.9	<1	1.47
	>C5-C10 Aliphatics	mg/kg	0.05	0.13	0.115	<0.05	<0.05	<0.05	<0.05	<0.05	<0.05
	>C8-C40 Aliphatics	mg/kg	20	-	-	-	-	-	-	-	-
	Total Aliphatics >C12-C44	mg/kg	0.1	-	-	-	-	-	-	-	-
	>E5-EC10 Aromatics	mg/kg	0.05	<0.05	<0.05	<0.05	<0.05	<0.05	<0.05	<0.05	<0.05
	>E5-EC7 Aromatics	mg/kg	0.01	56000	<0.01	<0.01	<0.01	<0.01	<0.01	<0.01	<0.01
	>E6-EC7 Aromatics	mg/kg	0.01	<0.01	<0.01	<0.01	<0.01	<0.01	<0.01	<0.01	<0.01
	>E7-EC8 Aromatics	mg/kg	0.01	56000	<0.01	<0.01	<0.01	<0.01	<0.01	<0.01	<0.01
	>E8-EC10 Aromatics	mg/kg	0.01	5000	0.05	0.0384	<0.01	<0.01	<0.01	<0.01	<0.01
	>E10-EC12 Aromatics	mg/kg	0.01	5000	<1	<1	<1	<1	<1	<1	<1
	>E8-EC40 Aromatics	mg/kg	20	-	-	-	-	-	-	-	-
	>E10-EC44 Aromatics	mg/kg	5	27	33.3	<5	317	82.7	-	<5	24
	>E12-EC16 Aromatics	mg/kg	0.1	5100	<1	<1	10.4	6.52	-	<1	7.15
	>E16-EC21 Aromatics	mg/kg	0.1	3800	3.2	4.3	<1	90.3	23.5	<1	12.9
	>E21-EC35 Aromatics	mg/kg	0.1	3800	21.6	27.2	<1	189	43.6	<1	2.63
	>E35-EC44 Aromatics	mg/kg	0.1	3800	1.93	1.83	<1	26.3	8.88	<1	<1
	>E40-EC44 Aromatics	mg/kg	0.1	-	-	-	<1	4.28	4.18	<1	<1
	>E12-EC44 Aromatics	mg/kg	0.1	-	-	-	-	-	-	-	-
TPH Aliphatics & Aromatics >C5-44	mg/kg	0.1	-	64.5	80	<10	414	142	-	<10	33.2

		Field ID	OH70738-X-5.50-ES-191001	OH70738-X-6.50-ES-191002	OH70738-X-0.05-ES-190930	OH70738-X-1.00-ES-190930	OH70738-X-2.00-ES-190930	OH70738-X-24.00-ES-191007	OH70738-X-28.10-ES-191008	OH70738-X-3.00-ES-190930	OH70738-X-36.60-ES-191014	
		Location Code	OH70738	OH70738	OH70738	OH70738	OH70738	OH70738	OH70738	OH70738	OH70738	
		Sample Depth Range	5.5	6.5	0.05	1	2	24	28.1	3	36.6	
		Matrix Description	01/10/2019	02/10/2019	30/09/2019	30/09/2019	30/09/2019	07/10/2019	08/10/2019	30/09/2019	14/10/2019	
		Sampled Date Time										
		LQM S4UL Public Open Space (POS) Residential - 1% SOM										
		C4SL Public Open Space (POS) Residential										
Chem Group	ChemName	output unit	EQL									
TPH	>C6-C8	mg/kg	0.02	-	-	-	-	-	<0.02	-	<0.02	
	>C6-C7	mg/kg	0.02	-	-	-	-	-	<0.02	-	<0.02	
	>C7-C8	mg/kg	0.02	-	-	-	-	-	<0.02	-	<0.02	
	>C6-C9	mg/kg	0.2	-	-	-	-	-	<0.02	-	<0.02	
	>C8-C10	mg/kg	0.02	-	-	-	-	-	<0.02	-	<0.02	
	>C10-C12	mg/kg	0.02	-	-	-	-	-	<0.02	-	<0.02	
	>C12-C16	mg/kg	2	-	-	-	-	-	<35	-	<35	
	>C16-C21	mg/kg	2	-	-	-	-	-	<35	-	<35	
	>C21-C28	mg/kg	35	-	-	-	-	-	<35	-	<35	
	>C21-C35	mg/kg	4.38	-	-	-	-	-	<35	-	<35	
	>C28-C35	mg/kg	35	-	-	-	-	-	<35	-	<35	
	>C31-C40	mg/kg	10	-	-	-	-	-	<35	-	<35	
	>C35-C40	mg/kg	35	-	-	-	-	-	<35	-	<35	
	GRO >C5-10	mg/kg	0.02	0.13	0.115	<0.02	<0.02	<0.02	<0.02	<0.02	<0.02	
	TPH >C8-C40	mg/kg	10	-	-	-	-	-	-	-	-	
	EPH >C5-40	mg/kg	35	-	-	-	-	-	<35	-	<35	
	EPH >C10-40	mg/kg	35	-	-	-	-	-	<35	-	<35	
GRO	mg/kg	0.2	-	-	-	-	-	-	-	-		
GRO >C5-12	mg/kg	0.1	-	-	-	-	-	<0.1	-	<0.1		
TPH by GC/ED (AR)	mg/kg	10	-	-	-	-	-	-	-	-		
BTEX and MTBE	Benzene	mg/kg	0.001	140	72	<0.18	<0.18	<0.009	<0.009	<0.009	<0.009	
	Toluene	mg/kg	0.005	56000	56000	<0.14	<0.14	<0.007	<0.007	<0.007	<0.007	
	Ethylbenzene	mg/kg	0.002	24000	24000	<0.08	<0.08	0.0067	<0.004	<0.004	<0.004	
	Xylene (m & o)	mg/kg	0.004	41000	41000	<0.2	<0.2	<0.01	<0.01	<0.01	<0.01	
	Xylene (o)	mg/kg	0.002	41000	41000	<0.2	<0.2	<0.01	<0.01	<0.01	<0.01	
	Xylene Total	mg/kg	0.02	-	-	<0.4	<0.2	<0.02	<0.02	<0.02	<0.02	
	MTBE	mg/kg	0.001	-	-	<0.2	<0.2	<0.01	<0.01	<0.01	<0.01	
	Total BTEX	mg/kg	0.04	-	-	<0.8	<0.8	<0.04	<0.04	<0.04	<0.04	
	VOC	Styrene	mg/kg	0.001	-	-	<0.2	<0.2	<0.01	<0.01	<0.01	<0.01
		cis-1,3-dichloroethene	mg/kg	0.001	-	-	<0.2	<0.2	<0.01	<0.01	<0.01	<0.01
trans-1,3-dichloroethene		mg/kg	0.001	-	-	<0.2	<0.2	<0.01	<0.01	<0.01	<0.01	
1,1,1,2-tetrachloroethane		mg/kg	0.001	1400	1400	<0.2	<0.2	<0.01	<0.01	<0.01	<0.01	
1,1,1-trichloroethane		mg/kg	0.001	140000	140000	<0.14	<0.14	<0.007	<0.007	<0.007	<0.007	
1,1,2,2-tetrachloroethane		mg/kg	0.001	1400	1400	<0.2	<0.2	<0.01	<0.01	<0.01	<0.01	
1,1,2-dichloroethane		mg/kg	0.001	-	-	<0.2	<0.2	<0.01	<0.01	<0.01	<0.01	
1,1-dichloroethane		mg/kg	0.001	-	-	<0.16	<0.16	<0.008	<0.008	<0.008	<0.008	
1,1-dichloroethene		mg/kg	0.001	-	-	<0.2	<0.2	<0.01	<0.01	<0.01	<0.01	
1,1-dichloroethene		mg/kg	0.001	-	-	<0.2	<0.2	<0.01	<0.01	<0.01	<0.01	
1,2,3-trichloroethane		mg/kg	0.001	-	-	<0.2	<0.2	<0.016	<0.016	<0.016	<0.016	
1,2,4-trimethylbenzene		mg/kg	0.001	-	-	<0.18	<0.18	<0.009	<0.009	<0.009	<0.009	
1,2-dibromo-3-chloropropane		mg/kg	0.001	-	-	<0.28	<0.28	<0.014	<0.014	<0.014	<0.014	
1,2-dibromoethane		mg/kg	0.001	-	-	<0.2	<0.2	<0.01	<0.01	<0.01	<0.01	
1,2-dichloroethane		mg/kg	0.001	29	29	<0.1	<0.1	<0.005	<0.005	<0.005	<0.005	
1,2-dichloroethene		mg/kg	0.001	-	-	<0.2	<0.2	<0.01	<0.01	<0.01	<0.01	
1,3,5-trimethylbenzene		mg/kg	0.001	-	-	<0.16	<0.16	<0.008	<0.008	<0.008	<0.008	
1,3-dichloropropane		mg/kg	0.001	-	-	<0.14	<0.14	<0.007	<0.007	<0.007	<0.007	
2,2-dichloropropane		mg/kg	0.001	-	-	<0.2	<0.2	<0.01	<0.01	<0.01	<0.01	
2-chlorotoluene		mg/kg	0.001	-	-	<0.18	<0.18	<0.009	<0.009	<0.009	<0.009	
4-chlorotoluene		mg/kg	0.001	-	-	<0.2	<0.2	<0.01	<0.01	<0.01	<0.01	
Bromobenzene		mg/kg	0.001	-	-	<0.2	<0.2	<0.01	<0.01	<0.01	<0.01	
Bromochloromethane		mg/kg	0.001	-	-	<0.2	<0.2	<0.01	<0.01	<0.01	<0.01	
Bromodichloromethane		mg/kg	0.001	-	-	<0.14	<0.14	<0.007	<0.007	<0.007	<0.007	
Bromoform		mg/kg	0.001	-	-	<0.2	<0.2	<0.01	<0.01	<0.01	<0.01	
Bromomethane		mg/kg	0.001	-	-	<0.2	<0.2	<0.01	<0.01	<0.01	<0.01	
Carbon disulfide		mg/kg	0.007	11000	11000	<0.14	<0.14	<0.007	<0.007	<0.007	<0.007	
Carbon tetrachloride		mg/kg	0.001	890	890	<0.2	<0.2	<0.01	<0.01	<0.01	<0.01	
Chlorobromomethane		mg/kg	0.001	-	-	<0.2	<0.2	<0.01	<0.01	<0.01	<0.01	
Chloroethane		mg/kg	0.002	-	-	<0.2	<0.2	<0.01	<0.01	<0.01	<0.01	
Chloroform		mg/kg	0.001	2500	2500	<0.16	<0.16	<0.008	<0.008	<0.008	<0.008	
Chloromethane		mg/kg	0.003	-	-	<0.14	<0.14	<0.007	<0.007	<0.007	<0.007	
cis-1,2-dichloroethene		mg/kg	0.005	-	-	<0.12	<0.12	<0.006	<0.006	<0.006	<0.006	
Dibromomethane		mg/kg	0.001	-	-	<0.18	<0.18	<0.009	<0.009	<0.009	<0.009	
Dichlorodifluoromethane		mg/kg	0.001	-	-	<0.12	<0.12	<0.006	<0.006	<0.006	<0.006	
Dichloromethane		mg/kg	0.001	-	-	<0.2	<0.2	<0.01	<0.01	<0.01	<0.01	
Isopropylbenzene		mg/kg	0.001	-	-	<0.1	<0.1	<0.005	<0.005	<0.005	<0.005	
n-butylbenzene		mg/kg	0.001	-	-	<0.22	<0.22	<0.011	<0.011	<0.011	<0.011	
n-propylbenzene		mg/kg	0.001	-	-	<0.2	<0.2	<0.01	<0.01	<0.01	<0.01	
p-isocrotyltoluene		mg/kg	0.001	-	-	<0.2	<0.2	<0.01	<0.01	<0.01	<0.01	
sec-butylbenzene	mg/kg	0.001	-	-	<0.2	<0.2	<0.01	<0.01	<0.01	<0.01		
Trichloroethene	mg/kg	0.001	120	120	<0.18	<0.18	<0.009	<0.009	<0.009	<0.009		
tert-butylbenzene	mg/kg	0.001	-	-	<0.28	<0.28	<0.014	<0.014	<0.014	<0.014		
Tetrachloroethene	mg/kg	0.003	1400	1400	<0.1	<0.1	<0.005	<0.005	<0.005	<0.005		
trans-1,2-dichloroethene	mg/kg	0.001	-	-	<0.2	<0.2	<0.01	<0.01	<0.01	<0.01		
Trichlorofluoromethane	mg/kg	0.001	-	-	<0.12	<0.12	<0.006	<0.006	<0.006	<0.006		
Vinyl chloride	mg/kg	0.001	3.5	3.5	<0.12	<0.12	<0.006	<0.006	<0.006	<0.006		
tert-Butyl methyl ether	mg/kg	0.01	-	-	<0.2	<0.2	<0.01	<0.01	<0.01	<0.01		
1,2,3-trichlorobenzene	mg/kg	0.001	1800	1800	<0.4	<0.4	<0.02	<0.02	<0.02	<0.02		
1,2,4-trichlorobenzene	mg/kg	0.003	19000	19000	<0.12	<0.12	<0.006	<0.006	<0.006	<0.006		
1,2-dichlorobenzene	mg/kg	0.001	90000	90000	<0.1	<0.1	<0.01	<0.01	<0.01	<0.01		
1,3,5-Trichlorobenzene	mg/kg	0.001	1700	1700	-	-	-	-	-	-		
1,3-dichlorobenzene	mg/kg	0.001	300	300	<0.1	<0.1	<0.008	<0.008	<0.008	<0.008		
1,4-dichlorobenzene	mg/kg	0.001	17000	17000	<0.1	<0.1	<0.005	<0.005	<0.005	<0.005		
Chlorobenzene	mg/kg	0.001	11000	11000	<0.1	<0.1	<0.005	<0.005	<0.005	<0.005		
Hexachlorobutadiene	mg/kg	0.002	25	25	<0.1	<0.1	<0.02	<0.02	<0.02	<0.02		

		Field ID	OH70738-X-5.50-ES-191001	OH70738-X-6.50-ES-191002	OH70738-X-0.05-ES-190930	OH70738-X-1.00-ES-190930	OH70738-X-2.00-ES-190930	OH70738-X-24.00-ES-191007	OH70738-X-28.10-ES-191008	OH70738-X-3.00-ES-190930	OH70738-X-36.60-ES-191014
		Location Code	OH70738	OH70738	OH70738	OH70738	OH70738	OH70738	OH70738	OH70738	OH70738
		Sample Depth	5.5	6.5	0.05	1	2	24	28.1	3	36.6
		Range									
		Matrix Description									
		Sampled Date Time	01/10/2019	02/10/2019	30/09/2019	30/09/2019	30/09/2019	07/10/2019	08/10/2019	30/09/2019	14/10/2019
		LQM S4UL Public Open Space (POS) Residential - 1% SOM									
		C4SL Public Open Space (POS) Residential									
Chem Group	ChemName	output unit	EQL								
SVOC	Benzyl alcohol	mg/kg	0.5	-	-	-	-	-	-	-	-
	Diphenyl ether	mg/kg	0.1	-	-	-	-	-	-	-	-
	4-bromophenyl phenyl ether	mg/kg	0.1	<0.1	<0.1	<0.1	<0.5	<0.2	-	<0.1	-
	4-nitroaniline	mg/kg	0.1	<0.1	<0.1	<0.1	<0.5	<0.2	-	<0.1	-
	4-nitrophenol	mg/kg	0.1	<0.1	<0.1	<0.5	<0.2	-	-	<0.5	-
	1,1-Biohexyl	mg/kg	0.1	-	-	-	-	-	-	-	-
	1,2,3,4-tetrachlorobenzene	mg/kg	0.001	-	-	-	-	-	-	-	-
	1-Methylnaphthalene	mg/kg	0.1	-	-	-	-	-	-	-	-
	2,4,5-trichlorophenol	mg/kg	0.1	<0.1	<0.1	<0.1	<0.5	<0.2	-	<0.1	-
	2,4,6-trichlorophenol	mg/kg	0.1	<0.1	<0.1	<0.1	<0.5	<0.2	-	<0.1	-
	2,4-dichlorophenol	mg/kg	0.1	<0.1	<0.1	<0.1	<0.5	<0.2	-	<0.1	-
	2,4-dimethylphenol	mg/kg	0.1	<0.1	<0.1	<0.1	<0.5	<0.2	-	<0.1	-
	2,4-dinitrophenol	mg/kg	0.5	-	-	-	-	-	-	-	<0.1
	2,4-dinitrotoluene	mg/kg	0.1	<0.1	<0.1	<0.1	<0.5	<0.2	-	<0.1	-
	2,6-dinitrotoluene	mg/kg	0.1	<0.1	<0.1	<0.1	<0.5	<0.2	-	<0.1	-
	2-chloronaphthalene	mg/kg	0.1	<0.1	<0.1	<0.1	<0.5	<0.2	-	<0.1	-
	2-chlorophenol	mg/kg	0.1	<0.1	<0.1	<0.1	<0.5	<0.2	-	<0.1	-
	2-methylnaphthalene	mg/kg	0.1	<0.1	<0.1	<0.1	<0.5	<0.2	-	<0.1	-
	2-methylphenol	mg/kg	0.1	<0.1	<0.1	<0.1	<0.5	<0.2	-	<0.1	-
	2-nitroaniline	mg/kg	0.1	<0.1	<0.1	<0.1	<0.5	<0.2	-	<0.1	-
	2-nitrophenol	mg/kg	0.1	<0.1	<0.1	<0.1	<0.5	<0.2	-	<0.1	-
	3-nitroaniline	mg/kg	0.1	<0.1	<0.1	<0.1	<0.5	<0.2	-	<0.1	-
	4,6-Dinitro-2-methylphenol	mg/kg	0.2	-	-	-	-	-	-	-	-
	4-chloro-3-methylphenol	mg/kg	0.1	<0.1	<0.1	<0.1	<0.5	<0.2	-	<0.1	-
	4-chloroaniline	mg/kg	0.1	<0.1	<0.1	<0.1	<0.5	<0.2	-	<0.1	-
	4-chlorophenol	mg/kg	0.5	-	-	-	-	-	-	-	-
	4-chlorophenyl phenyl ether	mg/kg	0.1	<0.1	<0.1	<0.1	<0.5	<0.2	-	<0.1	-
	4-methylphenol	mg/kg	0.1	<0.1	<0.1	<0.1	<0.5	<0.2	-	<0.1	-
	Azobenzene	mg/kg	0.1	<0.1	<0.1	<0.1	<0.5	<0.2	-	<0.1	-
	Benzic Acid	mg/kg	0.5	-	-	-	-	-	-	-	-
	Bis(2-chlorophenoxy) methane	mg/kg	0.1	<0.1	<0.1	<0.1	<0.5	<0.2	-	<0.1	-
	Bis(2-chloroethoxy) ether	mg/kg	0.1	<0.1	<0.1	<0.1	<0.5	<0.2	-	<0.1	-
	Bis(2-chloroisopropyl) ether	mg/kg	0.1	<0.1	<0.1	<0.1	<0.5	<0.2	-	<0.1	-
	Bis(2-ethylhexyl) phthalate	mg/kg	0.1	<0.1	<0.1	<0.1	<0.5	<0.2	-	<0.1	-
	Butyl benzyl phthalate	mg/kg	0.1	<0.1	<0.1	<0.1	<0.5	<0.2	-	<0.1	-
	Catechols	mg/kg	0.1	<0.1	<0.1	<0.1	<0.5	<0.2	-	<0.1	-
	Dibenzofuran	mg/kg	0.1	<0.1	<0.1	<0.1	<0.5	<0.2	-	<0.1	-
	Diethylphthalate	mg/kg	0.1	<0.1	<0.1	<0.1	<0.5	<0.2	-	<0.1	-
	Dimethyl phthalate	mg/kg	0.1	<0.1	<0.1	<0.1	<0.5	<0.2	-	<0.1	-
	Di-n-butyl phthalate	mg/kg	0.1	<0.1	<0.1	<0.1	<0.5	<0.2	-	<0.1	-
	Di-n-octyl phthalate	mg/kg	0.1	<0.1	<0.1	<0.1	<0.5	<0.2	-	<0.1	-
	Hexachlorobenzene	mg/kg	0.002	<0.1	<0.1	<0.1	<0.5	<0.2	-	<0.1	-
	Hexachlorocyclopentadiene	mg/kg	0.1	<0.1	<0.1	<0.1	<0.5	<0.2	-	<0.1	-
	Hexachloroethane	mg/kg	0.1	<0.1	<0.1	<0.1	<0.5	<0.2	-	<0.1	-
	Isobutylene	mg/kg	0.1	<0.1	<0.1	<0.1	<0.5	<0.2	-	<0.1	-
Nitrobenzene	mg/kg	0.1	<0.1	<0.1	<0.1	<0.5	<0.2	-	<0.1	-	
N-nitrosodipropylamine	mg/kg	0.1	<0.1	<0.1	<0.1	<0.5	<0.2	-	<0.1	-	
n-Nitrosodiphenylamine	mg/kg	0.1	-	-	-	-	-	-	-	-	
Pentachlorobenzene	mg/kg	0.001	-	-	-	-	-	-	-	-	
Pentachloronitrobenzene	mg/kg	0.05	-	-	-	-	-	-	-	-	
Pentachlorophenol	mg/kg	0.1	<0.1	<0.1	<0.1	<0.5	<0.2	-	<0.1	-	
PCB	PCB-110	mg/kg	-	-	<0.1	<0.5	<0.2	-	-	-	-
	PCB-128	mg/kg	-	-	-	-	-	-	-	-	-
	PCB-141	mg/kg	-	-	-	-	-	-	-	-	-
	PCB-149	mg/kg	-	-	-	-	-	-	-	-	-
	PCB-151	mg/kg	-	-	-	-	-	-	-	-	-
	PCB-158	mg/kg	-	-	-	-	-	-	-	-	-
	PCB-170	mg/kg	-	-	-	-	-	-	-	-	-
	PCB-18	mg/kg	-	-	-	-	-	-	-	-	-
	PCB-183	mg/kg	-	-	-	-	-	-	-	-	-
	PCB-187	mg/kg	-	-	-	-	-	-	-	-	-
	PCB-194	mg/kg	-	-	-	-	-	-	-	-	-
	PCB-31	mg/kg	-	-	-	-	-	-	-	-	-
	PCB-44	mg/kg	-	-	-	-	-	-	-	-	-
	PCB-49	mg/kg	-	-	-	-	-	-	-	-	-
	2,2,4-tetrachloro-1,1-Biphenyl	mg/kg	-	-	-	-	-	-	-	-	-
	2,3,4,4-tetrachloro-1,1-Biphenyl	mg/kg	-	-	-	-	-	-	-	-	-
	Heptachlorobiphenyl, 2,3,3,4,4,5,5- (PCB 189)	mg/kg	0.003	<0.003	<0.003	<0.003	<0.015	<0.003	-	<0.003	-
	Hexachlorobiphenyl, 2,3,3,4,4,5- (PCB 156)	mg/kg	0.003	<0.003	<0.003	<0.003	<0.015	<0.003	-	<0.003	-
	Hexachlorobiphenyl, 2,3,3,4,4,5- (PCB 157)	mg/kg	0.003	<0.003	<0.003	<0.003	<0.015	<0.003	-	<0.003	-
	Hexachlorobiphenyl, 2,3,4,4,5,5- (PCB 167)	mg/kg	0.003	<0.003	<0.003	<0.003	<0.015	<0.003	-	<0.003	-
	Hexachlorobiphenyl, 3,3,4,4,5,5- (PCB 169)	mg/kg	0.003	<0.003	<0.003	<0.003	<0.015	<0.003	-	<0.003	-
	PCB 101	mg/kg	0.003	<0.003	<0.003	<0.003	<0.015	<0.003	-	<0.003	-
	PCB 118	mg/kg	0.003	<0.003	<0.003	<0.003	<0.015	<0.003	-	<0.003	-
	PCB 138	mg/kg	0.003	<0.003	<0.003	<0.003	<0.015	<0.003	-	<0.003	-
	PCB 153	mg/kg	0.003	<0.003	<0.003	<0.003	<0.015	<0.003	-	<0.003	-
	PCB 180	mg/kg	0.003	<0.003	<0.003	<0.003	<0.015	<0.003	-	<0.003	-
	PCB 20	mg/kg	0.003	<0.003	<0.003	<0.003	<0.015	<0.003	-	<0.003	-
	PCB 52	mg/kg	0.003	<0.003	<0.003	<0.003	<0.015	<0.003	-	<0.003	-
	Pentachlorobiphenyl, 2,3,3,4,4- (PCB 105)	mg/kg	0.003	<0.003	<0.003	<0.003	<0.015	<0.003	-	<0.003	-
	Pentachlorobiphenyl, 2,3,3,4,4,5- (PCB 114)	mg/kg	0.003	<0.003	<0.003	<0.003	<0.015	<0.003	-	<0.003	-
	Pentachlorobiphenyl, 2,3,4,4,5- (PCB 123)	mg/kg	0.003	<0.003	<0.003	<0.003	<0.015	<0.003	-	<0.003	-
	Pentachlorobiphenyl, 3,3,4,4,5- (PCB 126)	mg/kg	0.003	<0.003	<0.003	<0.003	<0.015	<0.003	-	<0.003	-
	Tetrachlorobiphenyl, 3,3,4,4- (PCB 77)	mg/kg	0.003	<0.003	<0.003	<0.003	<0.015	<0.003	-	<0.003	-
	Tetrachlorobiphenyl, 3,4,4,5- (PCB 81)	mg/kg	0.003	<0.003	<0.003	<0.003	<0.015	<0.003	-	<0.003	-
	Total PCB 7 congeners	mg/kg	0.021	<0.021	<0.021	<0.021	<0.105	<0.021	-	<0.021	-
Total PCB WHO 12	mg/kg	0.036	<0.036	<0.036	<0.036	<0.18	<0.036	-	<0.036	-	

		Field ID	OH70338-X-5.50-ES-191001	OH70338-X-6.50-ES-191002	OH70338-X-0.05-ES-190930	OH70338-X-1.00-ES-190930	OH70338-X-2.00-ES-190930	OH70338-X-24.00-ES-191007	OH70338-X-28.10-ES-191008	OH70338-X-3.00-ES-190930	OH70338-X-36.60-ES-191014	
		Location Code	OH70338	OH70338	OH70338	OH70338	OH70338	OH70338	OH70338	OH70338	OH70338	
		Sample Depth Range	5.5	6.5	0.05	1	2	24	28.1	3	36.6	
		Sample Date Time	01/10/2019	02/10/2019	30/09/2019	30/09/2019	30/09/2019	07/10/2019	08/10/2019	30/09/2019	14/10/2019	
		Matrix Description	LQM S4UL Public Open Space (POS) Residential - 1% SOM									
		C4SL Public Open Space (POS) Residential										
Chem Group	ChemName	output unit	EQL									
Phenolics	Xenonols	mg/kg	0.015	<0.015	<0.015	<0.015	<0.015	<0.015	<0.015	<0.015	<0.015	
	Phenol Index	mg/kg	0.5	-	-	-	-	-	-	-	-	
	3-84-methylphenol	mg/kg	0.1	-	-	-	-	-	-	-	-	
	Cresol Total	mg/kg	0.01	<0.01	<0.01	0.0124	<0.01	0.0114	<0.01	<0.01	0.0118	
Phenols	Phenol	mg/kg	0.01	<0.01	<0.01	<0.01	<0.01	<0.01	<0.01	<0.01	<0.01	
	Phenols Monohydric	mg/kg	0.035	<0.035	<0.035	<0.035	<0.035	0.057	<0.035	<0.035	<0.035	
	Dibutyltin	mg/kg		<0.02	<0.02	<0.02	<0.02	<0.02	-	-	<0.02	
	Monophenyltin	mg/kg		<0.02	<0.02	<0.02	<0.02	<0.02	-	-	<0.02	
Organotin	Diphenyltin	mg/kg		<0.02	<0.02	<0.02	<0.02	<0.02	-	-	<0.02	
	Monobutyltin	mg/kg		<0.15	<0.15	<0.15	<0.15	<0.15	-	-	<0.15	
	Tetrabutyltin	mg/kg		<0.02	<0.02	<0.02	<0.02	<0.02	-	-	<0.02	
	Tributyltin	mg/kg	0.001	<0.02	<0.02	<0.02	<0.02	<0.02	-	-	<0.02	
	Triphenyltin	mg/kg		<0.05	<0.05	<0.05	<0.05	<0.05	-	-	<0.05	
	Pesticides	Ethionfos	mg/kg	0.002	-	-	-	-	-	-	-	-
		Hepatachlor epoxide	mg/kg	0.002	-	-	-	-	-	-	-	-
		Methachlorfos	mg/kg	0.002	-	-	-	-	-	-	-	-
		Propetamphos	mg/kg	0.002	-	-	-	-	-	-	-	-
		Simetryn	mg/kg	0.05	-	-	-	-	-	-	-	-
Sodium Acifluorfen		mg/kg		-	-	-	-	-	-	-	-	
Tetrazasene		mg/kg	0.003	-	-	-	-	-	-	-	-	
2,4,5-TP (Silvex)		mg/kg		-	-	-	-	-	-	-	-	
Hedonal		mg/kg		-	-	-	-	-	-	-	-	
2,4-DDT		mg/kg	0.003	-	-	-	-	-	-	-	-	
2,4-Dichloroac		mg/kg		-	-	-	-	-	-	-	-	
4-(2,4-Dichlorophenoxy)butyric Acid (2,4-DB)		mg/kg		-	-	-	-	-	-	-	-	
4,4-DDE		mg/kg	0.005	-	-	-	-	-	-	-	-	
4-Chlorophenoxy acetic acid		mg/kg		-	-	-	-	-	-	-	-	
a-BHC		mg/kg		24	-	-	-	-	-	-	-	
Aldrin		mg/kg	0.002	18	-	-	-	-	-	-	-	
Ametryn		mg/kg	0.05	-	-	-	-	-	-	-	-	
Acetyl (hexnill)		mg/kg		-	-	-	-	-	-	-	-	
Atraton		mg/kg	0.05	-	-	-	-	-	-	-	-	
Atrazine		mg/kg	0.05	1200	-	-	-	-	-	-	-	
Azinophos methyl		mg/kg	0.005	-	-	-	-	-	-	-	-	
b-BHC		mg/kg	0.002	8.1	-	-	-	-	-	-	-	
Bentazone		mg/kg	0.1	-	-	-	-	-	-	-	-	
Bromoxnill		mg/kg		-	-	-	-	-	-	-	-	
Carbofenthoion		mg/kg	0.003	-	-	-	-	-	-	-	-	
chlordan		mg/kg	0.002	-	-	-	-	-	-	-	-	
Chlordane (cis)		mg/kg	0.002	-	-	-	-	-	-	-	-	
Azinphos Ethyl		mg/kg	0.005	-	-	-	-	-	-	-	-	
Chlordane (trans)		mg/kg	0.05	-	-	-	-	-	-	-	-	
Chlorfenvinphos		mg/kg	0.003	-	-	-	-	-	-	-	-	
Chlorotoluron		mg/kg		-	-	-	-	-	-	-	-	
Chlorovifos		mg/kg	0.002	-	-	-	-	-	-	-	-	
Chlorpyrifos-methyl		mg/kg	0.002	-	-	-	-	-	-	-	-	
Cyanazine		mg/kg		-	-	-	-	-	-	-	-	
d-BHC		mg/kg	0.002	-	-	-	-	-	-	-	-	
DDD		mg/kg	0.005	-	-	-	-	-	-	-	-	
DDT		mg/kg	0.005	-	-	-	-	-	-	-	-	
Chlorothalonil		mg/kg	0.002	-	-	-	-	-	-	-	-	
Diazinon		mg/kg	0.001	-	-	-	-	-	-	-	-	
Dicamba		mg/kg		-	-	-	-	-	-	-	-	
Dichlobenil		mg/kg	0.001	-	-	-	-	-	-	-	-	
cis-Permethrin		mg/kg	0.003	-	-	-	-	-	-	-	-	
Dichlorvos		mg/kg	0.002	16	-	-	-	-	-	-	-	
Diclofop		mg/kg		-	-	-	-	-	-	-	-	
Dieldrin		mg/kg	0.005	18	-	-	-	-	-	-	-	
Dimethoate		mg/kg	0.003	-	-	-	-	-	-	-	-	
Dinoseb		mg/kg		-	-	-	-	-	-	-	-	
Diuron		mg/kg		-	-	-	-	-	-	-	-	
Endosulfan I		mg/kg	0.001	1200	-	-	-	-	-	-	-	
Endosulfan II		mg/kg	0.01	-	-	-	-	-	-	-	-	
Endosulfan sulphate	mg/kg	0.005	-	-	-	-	-	-	-	-		
Endrin	mg/kg	0.003	-	-	-	-	-	-	-	-		
Endrin ketone	mg/kg	0.03	-	-	-	-	-	-	-	-		
Ethion	mg/kg	0.003	-	-	-	-	-	-	-	-		
Fenitrothion	mg/kg	0.005	-	-	-	-	-	-	-	-		
Fenithion	mg/kg	0.01	-	-	-	-	-	-	-	-		
Fluroxypyr	mg/kg	0.1	-	-	-	-	-	-	-	-		

		Field ID	OH07038-X-5.50-ES-191001	OH07038-X-6.50-ES-191002	OH07038-X-0.05-ES-190930	OH07038-X-1.00-ES-190930	OH07038-X-2.00-ES-190930	OH07038-X-24.00-ES-191007	OH07038-X-28.10-ES-191008	OH07038-X-3.00-ES-190930	OH07038-X-36.60-ES-191014
		Location Code	OH07038	OH07038	OH07038	OH07038	OH07038	OH07038	OH07038	OH07038	OH07038
		Sample Depth Range	5.5	6.5	0.05	1	2	24	28.1	3	36.6
		Sample Date	01/10/2019	02/10/2019	30/09/2019	30/09/2019	30/09/2019	07/10/2019	08/10/2019	30/09/2019	14/10/2019
		Matrix Description	C4SL Public Open Space (POS) Residential								
		Matrix Description	LQM S4UL Public Open Space (POS) Residential - 1% SOM								
Chem Group	ChemName	output unit	EQL								
	g-BHC (Lindane)	mg/kg	0.001	-	-	-	-	-	-	-	-
	Heptachlor	mg/kg	0.003	-	-	-	-	-	-	-	-
	Isodrin	mg/kg	0.002	-	-	-	-	-	-	-	-
	Isoproturon	mg/kg	-	-	-	-	-	-	-	-	-
	Linuron	mg/kg	-	-	-	-	-	-	-	-	-
	Malathion	mg/kg	0.002	-	-	-	-	-	-	-	-
	2-Methyl-4-chlorophenoxyacetic acid	mg/kg	-	-	-	-	-	-	-	-	-
	2-Methyl-4-Chlorophenoxy Butanoic Acid	mg/kg	-	-	-	-	-	-	-	-	-
	Mecoprop	mg/kg	-	-	-	-	-	-	-	-	-
	Methoxychlor	mg/kg	0.005	-	-	-	-	-	-	-	-
	Methyl parathion	mg/kg	0.01	-	-	-	-	-	-	-	-
	Mevinphos (Phosdrin)	mg/kg	0.002	-	-	-	-	-	-	-	-
	o,p-DDD	mg/kg	0.005	-	-	-	-	-	-	-	-
	o,p'-DDE	mg/kg	0.002	-	-	-	-	-	-	-	-
	o,p'-Methoxychlor	mg/kg	0.05	-	-	-	-	-	-	-	-
	Parathion	mg/kg	0.005	-	-	-	-	-	-	-	-
	Pendimethalin	mg/kg	0.01	-	-	-	-	-	-	-	-
	Permethrin	mg/kg	0.05	-	-	-	-	-	-	-	-
	Permethrin II	mg/kg	0.003	-	-	-	-	-	-	-	-
	Phorate	mg/kg	0.01	-	-	-	-	-	-	-	-
	Priniphos-methyl	mg/kg	0.002	-	-	-	-	-	-	-	-
	Priniphos-ethyl	mg/kg	0.002	-	-	-	-	-	-	-	-
	Prometon	mg/kg	0.05	-	-	-	-	-	-	-	-
	Prometryn	mg/kg	0.05	-	-	-	-	-	-	-	-
	Pronamide	mg/kg	0.002	-	-	-	-	-	-	-	-
	Propazine	mg/kg	0.05	-	-	-	-	-	-	-	-
	Propiconazole	mg/kg	-	-	-	-	-	-	-	-	-
	Propoxycarbazono-sodium	mg/kg	-	-	-	-	-	-	-	-	-
	Simazine	mg/kg	0.05	-	-	-	-	-	-	-	-
	Terbutryn	mg/kg	0.05	-	-	-	-	-	-	-	-
	Terbutylazine	mg/kg	0.05	-	-	-	-	-	-	-	-
	Phoxalone	mg/kg	0.005	-	-	-	-	-	-	-	-
	Phosphamidon	mg/kg	0.005	-	-	-	-	-	-	-	-
	Triadimefon	mg/kg	0.002	-	-	-	-	-	-	-	-
	Triallate	mg/kg	0.002	-	-	-	-	-	-	-	-
	Triclopyr	mg/kg	0.1	-	-	-	-	-	-	-	-
	Tricosan	mg/kg	-	-	-	-	-	-	-	-	-
	Trifluralin	mg/kg	0.01	-	-	-	-	-	-	-	-
	Tebuconazole	mg/kg	-	-	-	-	-	-	-	-	-
	Telodrin	mg/kg	0.05	-	-	-	-	-	-	-	-
	Triazophos	mg/kg	0.003	-	-	-	-	-	-	-	-
SVOC TIC	SVOC TICs - Detect	Detect	-	0	0	0	0	-	-	-	-
	Anthracene 9,10-	mg/kg	-	-	-	-	-	-	-	-	-
	SVOC Tentatively Identified Compounds	mg/kg	0.1	<1	<1	<1	<5	<25	-	1.7	-
	Aniline	mg/kg	0.3	-	-	-	-	-	-	-	-
VOC TIC	VOC TICs - Detect	Detect	-	-	0	0	0	-	-	0	-
	VOC Tentatively Identified Compounds	mg/kg	0.05	-	<0.05	<0.05	<0.05	<0.05	-	<0.05	-
	Freon 113	mg/kg	0.005	-	-	-	-	-	-	-	-
Other	Temperature	°C	16.2	15.9	19.5	19.7	19.6	15.5	18	19.5	18.4
	Conductivity @ 20°C	µS/cm	14	1260 - 1370	2200 - 2270	2,85 - 2620	1480 - 1530	830 - 877	916 - 934	1270 - 1290	532 - 594
	% Stones <4mm	%	-	-	-	-	-	-	-	-	-
	Fraction of non-crushable material	%	-	-	-	-	-	-	-	-	-
	Moisture Content (dried @35°C)	%	46	48	20	11	13	7.1	19	15	19
	Moisture Content 105°C	%	0.1	-	-	-	-	-	-	-	-
	pH (Lab)	pH Units	1	8.2 - 8.4	7.92 - 8.71	7.94 - 8.18	9.23 - 9.67	1.47 - 10.7	7.91 - 8.96	8.43 - 8.87	7.99 - 8.58
	Stone Content	%	0.1	-	-	-	-	-	-	-	-
	Total Organic Carbon	%	0.02	3.55	2.85	0.864	0.56	1.07	0.347	<0.2	0.214

**Env Stds Comments**  
 #1:GAC is only presented as speciated chromium. 7.7mg/kg is used for hexavalent. If hexavalent chromium (CVI) data is available, a value of 1,500mg/kg r  
 #2:C4SL for lead adopted  
 #3:GAC only presented as speciated mercury. 16mg/kg is used for elemental mercury. If the CSM indicates that elemental mercury is not a CoC and mercury  
 #4:Updated S4UL for nickel  
 #5:S4UL exceeds solubility saturation limit  
 #6:Criteria derived for Al<sup>3</sup>-C16-C35 split between Al<sup>3</sup>-C16-21 & Al<sup>3</sup>-C21-35. Requires summation of fractions to use Al<sup>3</sup>-C16-C35 criteria.  
 #7:Criteria presented is for p-xylene. A separate value is presented for o-xylene.  
 #8:S4UL based on a threshold protective of direct skin contact with phenol

Legend	
36.2	Results exceeds GAC.
<50	Results MDL is greater than GAC.
NAD	No asbestos detected.
-	Determinand has not been tested for.

**Notes**  
 A range is given where a determinand has been analysed for by more than one method.





		Field ID	OH7038-X-4.30-ES-190930	OH7038-X-49.00-ES-191017	OH7038-X-5.60-ES-191001	OH7040-X-0.10-ES-191009	OH7040-X-0.90-ES-191009	OH7040-X-1.80-ES-191024	OH7040-X-2.80-ES-191024	OH7040-X-24.00-ES-191030	OH7040-X-24.00-ES75-191030	
		Location Code	OH7038	OH7038	OH7038	OH7040	OH7040	OH7040	OH7040	OH7040	OH7040	
		Sample Depth Range	4.3	49-49.38	5.6	0.1	0.9	1.8	2.8	24	24	
		Sample Date	30/09/2019	17/10/2019	01/10/2019	09/10/2019	09/10/2019	24/10/2019	24/10/2019	30/10/2019	30/10/2019	
		Matrix Description										
		LQM S4UL Public Open Space (POS) Residential - 1% SOM										
		C4SL Public Open Space (POS) Residential										
Chem Group	ChemName	output unit	EQL									
TPH	>C6-C8	mg/kg	0.02	-	<0.02	-	-	-	-	-	-	
	>C6-C7	mg/kg	0.02	-	<0.02	-	-	-	-	-	-	
	>C7-C8	mg/kg	0.02	-	<0.02	-	-	-	-	-	-	
	>C6-C6	mg/kg	0.2	-	<0.02	-	-	-	-	-	-	
	>C6-C10	mg/kg	0.02	-	<0.02	-	-	-	-	-	-	
	>C10-C12	mg/kg	0.02	-	<0.02	-	-	-	-	-	-	
	>C12-C16	mg/kg	2	-	<35	-	-	-	-	-	-	
	>C16-C21	mg/kg	2	-	<35	-	-	-	-	-	-	
	>C21-C28	mg/kg	35	-	<35	-	-	-	-	-	-	
	>C21-C35	mg/kg	4.38	-	-	-	-	-	-	-	-	
	>C28-C35	mg/kg	35	-	<35	-	-	-	-	-	-	
	>C31-C40	mg/kg	10	-	<35	-	-	-	-	-	-	
	>C35-C40	mg/kg	35	-	<35	-	-	-	-	-	-	
	GRO >C5-10	mg/kg	0.02	<0.02	-	<0.02	<0.02	<0.02	0.08	0.134	<0.02	<0.02
	TPH >C8-C40	mg/kg	10	-	-	-	-	-	-	-	-	-
	EPH >C5-40	mg/kg	35	-	<35	-	-	-	-	-	-	-
	EPH >C10-40	mg/kg	35	-	<35	-	-	-	-	-	-	-
	GRO	mg/kg	0.2	-	-	-	-	-	-	-	-	-
	GRO >C5-12	mg/kg	0.1	-	<0.1	-	-	-	-	-	-	-
TPH by GC/ED (AR)	mg/kg	10	-	-	-	-	-	-	-	-	-	
BTEX and MTBE	Benzene	mg/kg	0.001	140	72	<0.09	<0.009	<0.18	<0.009	<0.009	<0.009	<0.009
	Toluene	mg/kg	0.005	56000	24000	<0.07	<0.007	<0.14	<0.007	<0.007	<0.007	<0.007
	Ethylbenzene	mg/kg	0.002	24000	41000	<0.04	<0.004	<0.08	0.00745	0.00738	<0.004	<0.004
	Xylene (m & o)	mg/kg	0.004	41000	41000	<0.1	<0.01	<0.2	<0.01	<0.01	<0.01	<0.01
	Xylene (o)	mg/kg	0.002	41000	41000	<0.1	<0.01	<0.2	<0.01	<0.01	<0.01	<0.01
	Xylene Total	mg/kg	0.02	-	-	<0.2	<0.02	<0.2	<0.02	<0.02	<0.02	<0.02
	MTBE	mg/kg	0.001	-	-	<0.1	<0.01	<0.2	<0.01	<0.01	<0.01	<0.01
	Total BTEX	mg/kg	0.04	-	-	<0.4	<0.04	<0.8	<0.04	<0.04	<0.04	<0.04
	VOC	Styrene	mg/kg	0.001	-	-	<0.1	-	<0.2	-	-	-
		cis-1,3-dichloroethene	mg/kg	0.001	-	-	<0.1	-	<0.2	-	-	-
trans-1,3-dichloroethene		mg/kg	0.001	-	-	<0.1	-	<0.2	-	-	-	
1,1,1,2-tetrachloroethane		mg/kg	0.001	1400	1400	<0.1	-	<0.2	-	-	-	
1,1,1-trichloroethane		mg/kg	0.001	140000	14000	<0.07	-	<0.14	-	-	-	
1,1,2,2-tetrachloroethane		mg/kg	0.001	1400	1400	<0.1	-	<0.2	-	-	-	
1,1,2-dichloroethane		mg/kg	0.001	-	-	<0.1	-	<0.2	-	-	-	
1,1-dichloroethane		mg/kg	0.001	-	-	<0.08	-	<0.16	-	-	-	
1,1-dichloroethene		mg/kg	0.001	-	-	<0.1	-	<0.2	-	-	-	
1,1-dichloroethene		mg/kg	0.001	-	-	<0.1	-	<0.2	-	-	-	
1,2,3-trichloropropane		mg/kg	0.001	-	-	<0.18	-	<0.36	-	-	-	
1,2,4-trimethylbenzene		mg/kg	0.001	-	-	<0.09	-	<0.18	-	-	-	
1,2-dibromo-3-chloropropane		mg/kg	0.001	-	-	<0.14	-	<0.28	-	-	-	
1,2-dibromoethane		mg/kg	0.001	-	-	<0.1	-	<0.2	-	-	-	
1,2-dichloroethane		mg/kg	0.001	29	29	<0.05	-	<0.1	-	-	-	
1,2-dichloroethene		mg/kg	0.001	-	-	<0.1	-	<0.2	-	-	-	
1,3,5-trimethylbenzene		mg/kg	0.001	-	-	<0.08	-	<0.16	-	-	-	
1,3-dichloropropane		mg/kg	0.001	-	-	<0.07	-	<0.14	-	-	-	
2,2-dichloropropane		mg/kg	0.001	-	-	<0.1	-	<0.2	-	-	-	
2-chlorotoluene		mg/kg	0.001	-	-	<0.09	-	<0.18	-	-	-	
4-chlorotoluene		mg/kg	0.001	-	-	<0.1	-	<0.2	-	-	-	
Bromobenzene		mg/kg	0.001	-	-	<0.1	-	<0.2	-	-	-	
Bromochloromethane		mg/kg	0.001	-	-	<0.1	-	<0.2	-	-	-	
Bromodichloromethane		mg/kg	0.001	-	-	<0.07	-	<0.14	-	-	-	
Bromoform		mg/kg	0.001	-	-	<0.1	-	<0.2	-	-	-	
Bromomethane		mg/kg	0.001	-	-	<0.1	-	<0.2	-	-	-	
Carbon disulfide		mg/kg	0.007	11000	11000	<0.07	-	<0.14	-	-	-	
Carbon tetrachloride		mg/kg	0.001	890	890	<0.1	-	<0.2	-	-	-	
Chlorobromomethane		mg/kg	0.001	-	-	<0.1	-	<0.2	-	-	-	
Chloroethane		mg/kg	0.002	-	-	<0.1	-	<0.2	-	-	-	
Chloroform		mg/kg	0.001	2500	2500	<0.08	-	<0.16	-	-	-	
Chloromethane		mg/kg	0.003	-	-	<0.07	-	<0.14	-	-	-	
cis-1,2-dichloroethene		mg/kg	0.005	-	-	<0.06	-	<0.12	-	-	-	
Dibromomethane		mg/kg	0.001	-	-	<0.09	-	<0.18	-	-	-	
Dichlorodifluoromethane		mg/kg	0.001	-	-	<0.06	-	<0.12	-	-	-	
Dichloromethane		mg/kg	0.01	-	-	<0.1	-	<0.2	-	-	-	
Isopropylbenzene		mg/kg	0.001	-	-	<0.05	-	<0.1	-	-	-	
n-butylbenzene		mg/kg	0.001	-	-	<0.11	-	<0.22	-	-	-	
n-propylbenzene		mg/kg	0.001	-	-	<0.1	-	<0.2	-	-	-	
p-isocrotyltoluene		mg/kg	0.001	-	-	<0.1	-	<0.2	-	-	-	
sec-butylbenzene		mg/kg	0.001	-	-	<0.1	-	<0.2	-	-	-	
Trichloroethene		mg/kg	0.001	120	120	<0.09	-	<0.18	-	-	-	
tert-butylbenzene		mg/kg	0.001	-	-	<0.14	-	<0.28	-	-	-	
Tetrachloroethene		mg/kg	0.003	1400	1400	<0.05	-	<0.1	-	-	-	
trans-1,2-dichloroethene		mg/kg	0.001	-	-	<0.1	-	<0.2	-	-	-	
Trichlorofluoromethane		mg/kg	0.001	-	-	<0.06	-	<0.12	-	-	-	
Vinyl chloride	mg/kg	0.001	3.5	3.5	<0.06	-	<0.12	-	-	-		
tert-Amyl methyl ether	mg/kg	0.01	-	-	<0.1	-	<0.2	-	-	-		
VOC/SVOC	1,2,3-trichlorobenzene	mg/kg	0.001	1800	1800	<0.2	-	<0.4	-	-	-	
	1,2,4-trichlorobenzene	mg/kg	0.003	19000	19000	<0.1	-	<0.2	-	-	-	
	1,2-dichlorobenzene	mg/kg	0.001	90000	90000	<0.1	-	<0.2	-	-	-	
	1,3,5-Trichlorobenzene	mg/kg	0.001	1700	1700	-	-	-	-	-	-	
	1,3-dichlorobenzene	mg/kg	0.001	300	300	<0.08	-	<0.16	-	-	-	
	1,4-dichlorobenzene	mg/kg	0.001	17000	17000	<0.1	-	<0.2	-	-	-	
Chlorobenzene	mg/kg	0.001	11000	11000	<0.05	-	<0.1	-	-	-		
Hexachlorobutadiene	mg/kg	0.002	25	25	<0.1	-	<0.2	-	-	-		

Chem Group	ChemName	output unit	EQL	Field ID Location Code Sample Depth Range	Date	Matrix Description										
						LQM S4UL Public Open Space (POS) Residential - 1% SOM										
				OH7039-X-4.30-ES-190930	OH7039-X-49.00-ES-191017	OH7039-X-5.60-ES-191001	OH7040-X-0.10-ES-191009	OH7040-X-0.90-ES-191009	OH7040-X-1.80-ES-191024	OH7040-X-2.80-ES-191024	OH7040-X-24.00-ES-191030	OH7040-X-24.00-ES-191030				
				4.3	49-49.38	5.6	0.1	0.9	1.8	2.8	24	24				
				30/09/2019	17/10/2019	01/10/2019	09/10/2019	09/10/2019	24/10/2019	24/10/2019	30/10/2019	30/10/2019				
SVOC	Benzyl alcohol	mg/kg	0.5	-	-	-	-	-	-	-	-	-				
	Diphenyl ether	mg/kg	0.1	-	-	-	-	-	-	-	-	-				
	4-bromophenyl phenyl ether	mg/kg	0.1	<0.1	-	<0.1	-	-	-	-	-	-				
	4-nitroaniline	mg/kg	0.1	<0.1	-	<0.1	-	-	-	-	-	-				
	4-nitrophenol	mg/kg	0.1	<0.1	-	<0.1	-	-	-	-	-	-				
	1,1-Biohexyl	mg/kg	0.1	-	-	-	-	-	-	-	-	-				
	1,2,3,4-tetrachlorobenzene	mg/kg	0.001	-	-	-	-	-	-	-	-	-				
	1-Methylnaphthalene	mg/kg	0.1	-	-	-	-	-	-	-	-	-				
	2,4,5-trichlorophenol	mg/kg	0.1	<0.1	-	<0.1	-	-	-	-	-	-				
	2,4,6-trichlorophenol	mg/kg	0.1	<0.1	-	<0.1	-	-	-	-	-	-				
	2,4-dichlorophenol	mg/kg	0.1	<0.1	-	<0.1	-	-	-	-	-	-				
	2,4-dimethylphenol	mg/kg	0.1	<0.1	-	<0.1	-	-	-	-	-	-				
	2,4-dinitrophenol	mg/kg	0.5	-	-	-	-	-	-	-	-	-				
	2,4-dinitrotoluene	mg/kg	0.1	<0.1	-	<0.1	-	-	-	-	-	-				
	2,6-dinitrotoluene	mg/kg	0.1	<0.1	-	<0.1	-	-	-	-	-	-				
	2-chloronaphthalene	mg/kg	0.1	<0.1	-	<0.1	-	-	-	-	-	-				
	2-chlorophenol	mg/kg	0.1	<0.1	-	<0.1	-	-	-	-	-	-				
	2-methylnaphthalene	mg/kg	0.1	<0.1	-	<0.1	-	-	-	-	-	-				
	2-methylphenol	mg/kg	0.1	<0.1	-	<0.1	-	-	-	-	-	-				
	2-nitroaniline	mg/kg	0.1	<0.1	-	<0.1	-	-	-	-	-	-				
	2-nitrophenol	mg/kg	0.1	<0.1	-	<0.1	-	-	-	-	-	-				
	3-nitroaniline	mg/kg	0.1	<0.1	-	<0.1	-	-	-	-	-	-				
	4,6-Dinitro-2-methylphenol	mg/kg	0.2	-	-	-	-	-	-	-	-	-				
	4-chloro-3-methylphenol	mg/kg	0.1	<0.1	-	<0.1	-	-	-	-	-	-				
	4-chloroaniline	mg/kg	0.1	<0.1	-	<0.1	-	-	-	-	-	-				
	4-chlorophenol	mg/kg	0.5	-	-	-	-	-	-	-	-	-				
	4-chlorophenyl phenyl ether	mg/kg	0.1	<0.1	-	<0.1	-	-	-	-	-	-				
	4-methylphenol	mg/kg	0.1	<0.1	-	<0.1	-	-	-	-	-	-				
	Azobenzene	mg/kg	0.1	<0.1	-	<0.1	-	-	-	-	-	-				
	Benzoic Acid	mg/kg	0.5	-	-	-	-	-	-	-	-	-				
	Bis(2-chloroethoxy) methane	mg/kg	0.1	<0.1	-	<0.1	-	-	-	-	-	-				
	Bis(2-chloroethyl) ether	mg/kg	0.1	<0.1	-	<0.1	-	-	-	-	-	-				
	Bis(2-chloroisopropyl) ether	mg/kg	0.1	<0.1	-	<0.1	-	-	-	-	-	-				
	Bis(2-ethylhexyl) phthalate	mg/kg	0.1	<0.1	-	<0.1	-	-	-	-	-	-				
	Butyl benzyl phthalate	mg/kg	0.1	<0.1	-	<0.1	-	-	-	-	-	-				
	Cabazole	mg/kg	0.1	<0.1	-	<0.1	-	-	-	-	-	-				
	Dibenzofuran	mg/kg	0.1	<0.1	-	<0.1	-	-	-	-	-	-				
	Diethylphthalate	mg/kg	0.1	<0.1	-	<0.1	-	-	-	-	-	-				
	Dimethyl phthalate	mg/kg	0.1	<0.1	-	<0.1	-	-	-	-	-	-				
	Di-n-butyl phthalate	mg/kg	0.1	0.271	-	<0.1	-	-	-	-	-	-				
	Di-n-octyl phthalate	mg/kg	0.1	<0.1	-	<0.1	-	-	-	-	-	-				
	Hexachlorobenzene	mg/kg	0.002	-	-	<0.1	-	-	-	-	-	-				
	Hexachlorocyclopentadiene	mg/kg	0.1	<0.1	-	<0.1	-	-	-	-	-	-				
	Hexachloroethane	mg/kg	0.1	<0.1	-	<0.1	-	-	-	-	-	-				
	Isoborone	mg/kg	0.1	<0.1	-	<0.1	-	-	-	-	-	-				
	Nitrobenzene	mg/kg	0.1	<0.1	-	<0.1	-	-	-	-	-	-				
	N-nitrosodipropylamine	mg/kg	0.1	<0.1	-	<0.1	-	-	-	-	-	-				
n-Nitrosodiphenylamine	mg/kg	0.1	-	-	-	-	-	-	-	-	-					
Pentachlorobenzene	mg/kg	0.001	-	-	-	-	-	-	-	-	-					
Pentachloronitrobenzene	mg/kg	0.05	-	-	-	-	-	-	-	-	-					
Pentachlorophenol	mg/kg	0.1	<0.1	-	<0.1	-	-	-	-	-	-					
PCB	PCB-110	mg/kg	-	-	-	-	-	-	-	-	-	-				
	PCB-128	mg/kg	-	-	-	-	-	-	-	-	-	-				
	PCB-141	mg/kg	-	-	-	-	-	-	-	-	-	-				
	PCB-149	mg/kg	-	-	-	-	-	-	-	-	-	-				
	PCB-151	mg/kg	-	-	-	-	-	-	-	-	-	-				
	PCB-158	mg/kg	-	-	-	-	-	-	-	-	-	-				
	PCB-170	mg/kg	-	-	-	-	-	-	-	-	-	-				
	PCB-18	mg/kg	-	-	-	-	-	-	-	-	-	-				
	PCB-183	mg/kg	-	-	-	-	-	-	-	-	-	-				
	PCB-187	mg/kg	-	-	-	-	-	-	-	-	-	-				
	PCB-194	mg/kg	-	-	-	-	-	-	-	-	-	-				
	PCB-31	mg/kg	-	-	-	-	-	-	-	-	-	-				
	PCB-44	mg/kg	-	-	-	-	-	-	-	-	-	-				
	PCB-49	mg/kg	-	-	-	-	-	-	-	-	-	-				
	2,2,4,4-tetrachloro-1,1-Biphenyl	mg/kg	-	-	-	-	-	-	-	-	-	-				
	2,3,4,4-tetrachloro-1,1-Biphenyl	mg/kg	-	-	-	-	-	-	-	-	-	-				
	Heptachlorobiphenyl, 2,3,3,4,4,5,5- (PCB 189)	mg/kg	0.003	<0.003	-	<0.003	-	-	-	-	-	-				
	Hexachlorobiphenyl, 2,3,3,4,4,5- (PCB 156)	mg/kg	0.003	<0.003	-	<0.003	-	-	-	-	-	-				
	Hexachlorobiphenyl, 2,3,3,4,4,5- (PCB 157)	mg/kg	0.003	<0.003	-	<0.003	-	-	-	-	-	-				
	Hexachlorobiphenyl, 2,3,4,4,5,5- (PCB 167)	mg/kg	0.003	<0.003	-	<0.003	-	-	-	-	-	-				
	Hexachlorobiphenyl, 3,3,4,4,5,5- (PCB 169)	mg/kg	0.003	<0.003	-	<0.003	-	-	-	-	-	-				
	PCB 101	mg/kg	0.003	<0.003	-	<0.003	-	-	-	-	-	-				
	PCB 118	mg/kg	0.003	<0.003	-	<0.003	-	-	-	-	-	-				
	PCB 138	mg/kg	0.003	<0.003	-	<0.003	-	-	-	-	-	-				
	PCB 153	mg/kg	0.003	<0.003	-	<0.003	-	-	-	-	-	-				
	PCB 180	mg/kg	0.003	<0.003	-	<0.003	-	-	-	-	-	-				
	PCB 28	mg/kg	0.003	<0.003	-	<0.003	-	-	-	-	-	-				
	PCB 52	mg/kg	0.003	<0.003	-	<0.003	-	-	-	-	-	-				
	Pentachlorobiphenyl, 2,3,3,4,4- (PCB 105)	mg/kg	0.003	<0.003	-	<0.003	-	-	-	-	-	-				
	Pentachlorobiphenyl, 2,3,4,4,5- (PCB 114)	mg/kg	0.003	<0.003	-	<0.003	-	-	-	-	-	-				
	Pentachlorobiphenyl, 2,3,4,4,5- (PCB 123)	mg/kg	0.003	<0.003	-	<0.003	-	-	-	-	-	-				
	Pentachlorobiphenyl, 3,3,4,4,5- (PCB 126)	mg/kg	0.003	<0.003	-	<0.003	-	-	-	-	-	-				
	Tetrachlorobiphenyl, 3,3,4,4- (PCB 77)	mg/kg	0.003	<0.003	-	<0.003	-	-	-	-	-	-				
	Tetrachlorobiphenyl, 3,4,4,5- (PCB 81)	mg/kg	0.003	<0.003	-	<0.003	-	-	-	-	-	-				
	Total PCB 7 congeners	mg/kg	0.021	<0.021	-	0.091	-	-	-	-	-	-				
	Total PCB WHO 12	mg/kg	0.036	<0.036	-	0.091	-	-	-	-	-	-				

		Field ID	OH7038-X-4.30-ES-190930	OH7038-X-49.00-ES-191017	OH7038-X-5.60-ES-191001	OH7040-X-0.10-ES-191009	OH7040-X-0.90-ES-191009	OH7040-X-1.80-ES-191024	OH7040-X-2.80-ES-191024	OH7040-X-24.00-ES-191030	OH7040-X-24.00-ES75-191030	
		Location Code	OH7038	OH7038	OH7038	OH7040	OH7040	OH7040	OH7040	OH7040	OH7040	
		Sample Depth Range	4.3	49-49.38	5.6	0.1	0.9	1.8	2.8	24	24	
		Sample Date	30/09/2019	17/10/2019	01/10/2019	09/10/2019	09/10/2019	24/10/2019	24/10/2019	30/10/2019	30/10/2019	
		Matrix Description	LQM S4UL Public Open Space (POS) Residential - 1% SOM									
		C4SL Public Open Space (POS) Residential										
Chem Group	ChemName	output unit	EQL									
Phenolics	Xenonols	mg/kg	0.015	<0.015	<0.015	<0.015	<0.015	<0.015	<0.015	<0.015	<0.015	
	Phenol Index	mg/kg	0.5	-	-	-	-	-	-	-	-	
	3-84-methylphenol	mg/kg	0.1	-	-	-	-	-	-	-	-	
	Cresol Total	mg/kg	0.01	<0.01	<0.01	<0.01	<0.01	<0.01	<0.01	<0.01	<0.01	
Phenols	Phenol	mg/kg	0.01	<0.1	<0.01	<0.01	<0.01	<0.01	<0.01	<0.01	<0.01	
	Phenols Monohydric	mg/kg	0.035	<0.035	<0.035	<0.035	<0.035	<0.035	<0.035	<0.035	<0.035	
	Dibutyltin	mg/kg		<0.02	-	<0.02	-	-	-	-	-	
	Monophenyltin	mg/kg		<0.02	-	<0.02	-	-	-	-	-	
Organotin	Diphenyltin	mg/kg		<0.02	-	<0.02	-	-	-	-	-	
	Monobutyltin	mg/kg		<0.15	-	<0.15	-	-	-	-	-	
	Tetrabutyltin	mg/kg		<0.02	-	<0.02	-	-	-	-	-	
	Tributyltin	mg/kg	0.001	<0.02	-	<0.02	-	-	-	-	-	
	Triphenyltin	mg/kg		<0.05	-	<0.05	-	-	-	-	-	
	Pesticides	Ethionphos	mg/kg	0.002	-	-	-	-	-	-	-	-
		Heptachlor epoxide	mg/kg	0.002	-	-	-	-	-	-	-	-
		Methidathion	mg/kg	0.002	-	-	-	-	-	-	-	-
		Propetamphos	mg/kg	0.002	-	-	-	-	-	-	-	-
		Simetryn	mg/kg	0.05	-	-	-	-	-	-	-	-
Sodium Acifluorfen		mg/kg	-	-	-	-	-	-	-	-	-	
Terbufos		mg/kg	0.003	-	-	-	-	-	-	-	-	
2,4,5-TP (Silvex)		mg/kg	-	-	-	-	-	-	-	-	-	
Hedonal		mg/kg	-	-	-	-	-	-	-	-	-	
2,4-DDT		mg/kg	0.003	-	-	-	-	-	-	-	-	
2,4-Dichloroprop		mg/kg	-	-	-	-	-	-	-	-	-	
4-(2,4-Dichlorophenoxy)butyric Acid (2,4-DB)		mg/kg	-	-	-	-	-	-	-	-	-	
4,4-DDE		mg/kg	0.005	-	-	-	-	-	-	-	-	
4-Chlorophenoxy acetic acid		mg/kg	-	-	-	-	-	-	-	-	-	
a-BHC		mg/kg	0.002	24	-	-	-	-	-	-	-	
Aldrin		mg/kg	0.002	18	-	-	-	-	-	-	-	
Ametryn		mg/kg	0.05	-	-	-	-	-	-	-	-	
Acetyl (hexyl)		mg/kg	-	-	-	-	-	-	-	-	-	
Atraton		mg/kg	0.05	-	-	-	-	-	-	-	-	
Atrazine		mg/kg	0.05	1200	-	-	-	-	-	-	-	
Azinophos methyl		mg/kg	0.005	-	-	-	-	-	-	-	-	
b-BHC		mg/kg	0.002	8.1	-	-	-	-	-	-	-	
Bentazone		mg/kg	0.1	-	-	-	-	-	-	-	-	
Bromoxynil		mg/kg	-	-	-	-	-	-	-	-	-	
Carbofenthothion		mg/kg	0.003	-	-	-	-	-	-	-	-	
chloridane		mg/kg	0.002	-	-	-	-	-	-	-	-	
Chlordane (cis)		mg/kg	0.002	-	-	-	-	-	-	-	-	
Azinphos Ethyl		mg/kg	0.005	-	-	-	-	-	-	-	-	
Chlordane (trans)		mg/kg	0.05	-	-	-	-	-	-	-	-	
Chlorfenvinphos		mg/kg	0.003	-	-	-	-	-	-	-	-	
Chlorotoluron		mg/kg	-	-	-	-	-	-	-	-	-	
Chlorovifos		mg/kg	0.002	-	-	-	-	-	-	-	-	
Chlorpyrifos-methyl		mg/kg	0.002	-	-	-	-	-	-	-	-	
Cyanazine		mg/kg	-	-	-	-	-	-	-	-	-	
d-BHC		mg/kg	0.002	-	-	-	-	-	-	-	-	
DDD		mg/kg	0.005	-	-	-	-	-	-	-	-	
DDT		mg/kg	0.005	-	-	-	-	-	-	-	-	
Chlorothalonil		mg/kg	0.002	-	-	-	-	-	-	-	-	
Diazinon		mg/kg	0.001	-	-	-	-	-	-	-	-	
Dicamba		mg/kg	-	-	-	-	-	-	-	-	-	
Dichlobenil		mg/kg	0.001	-	-	-	-	-	-	-	-	
cis-Permethrin		mg/kg	0.003	-	-	-	-	-	-	-	-	
Dichlorvos		mg/kg	0.002	16	-	-	-	-	-	-	-	
Diclofop		mg/kg	-	-	-	-	-	-	-	-	-	
Dieldrin		mg/kg	0.005	18	-	-	-	-	-	-	-	
Dimethoate	mg/kg	0.003	-	-	-	-	-	-	-	-		
Dinoseb	mg/kg	-	-	-	-	-	-	-	-	-		
Diuron	mg/kg	-	-	-	-	-	-	-	-	-		
Endosulfan I	mg/kg	0.001	1200	-	-	-	-	-	-	-		
Endosulfan II	mg/kg	0.01	-	-	-	-	-	-	-	-		
Endosulfan sulphate	mg/kg	0.005	-	-	-	-	-	-	-	-		
Endrin	mg/kg	0.003	-	-	-	-	-	-	-	-		
Endrin ketone	mg/kg	0.03	-	-	-	-	-	-	-	-		
Ethion	mg/kg	0.003	-	-	-	-	-	-	-	-		
Fenitrothion	mg/kg	0.005	-	-	-	-	-	-	-	-		
Fenitrothion	mg/kg	0.01	-	-	-	-	-	-	-	-		
Fluroxypyr	mg/kg	0.1	-	-	-	-	-	-	-	-		

		Field ID	OH07038-X-4.30-ES-190930	OH07038-X-49.00-ES-191017	OH07038-X-5.60-ES-191001	OH07040-X-0.10-ES-191009	OH07040-X-0.90-ES-191009	OH07040-X-1.80-ES-191024	OH07040-X-2.80-ES-191024	OH07040-X-24.00-ES-191030	OH07040-X-24.00-ES-191030	
		Location Code	OH07038	OH07038	OH07038	OH07040	OH07040	OH07040	OH07040	OH07040	OH07040	
		Sample Depth Range	4.3	49-49.38	5.6	0.1	0.9	1.8	2.8	24	24	
		Sample Date	30/09/2019	17/10/2019	01/10/2019	09/10/2019	09/10/2019	24/10/2019	24/10/2019	30/10/2019	30/10/2019	
		Matrix Description	LQM S4UL Public Open Space (POS) Residential - 1% SOM									
		C4SL Public Open Space (POS) Residential										
Chem Group	ChemName	output unit	EQL									
	o-BHC (Lindane)	mg/kg	0.001									
	Heptachlor	mg/kg	0.003									
	Isodrin	mg/kg	0.002									
	Isoproturon	mg/kg	-									
	Linuron	mg/kg	-									
	Malathion	mg/kg	0.002									
	2-Methyl-4-chlorophenoxyacetic acid	mg/kg	-									
	2-Methyl-4-Chlorophenoxy Butanoic Acid	mg/kg	-									
	Mecoprop	mg/kg	-									
	Methoxychlor	mg/kg	0.005									
	Methyl parathion	mg/kg	0.01									
	Mevinphos (Phosdrin)	mg/kg	0.002									
	o,p-DDD	mg/kg	0.005									
	o,p'-DDE	mg/kg	0.002									
	o,p'-Methoxychlor	mg/kg	0.05									
	Parathion	mg/kg	0.005									
	Pendimethalin	mg/kg	0.01									
	Permethrin	mg/kg	0.05									
	Permethrin II	mg/kg	0.003									
	Phorate	mg/kg	0.01									
	Priniphos-methyl	mg/kg	0.002									
	Priniphos-ethyl	mg/kg	0.002									
	Prometon	mg/kg	0.05									
	Prometryn	mg/kg	0.05									
	Pronamide	mg/kg	0.002									
	Propazine	mg/kg	0.05									
	Propiconazole	mg/kg	-									
	Propoxycarbazone-sodium	mg/kg	-									
	Simazine	mg/kg	0.05									
	Terbutryn	mg/kg	0.05									
	Terbutylazine	mg/kg	0.05									
	Phosalone	mg/kg	0.005									
	Phosphamidon	mg/kg	0.005									
	Triadimefon	mg/kg	0.002									
	Triallate	mg/kg	0.002									
	Triclopyr	mg/kg	0.1									
	Tricosan	mg/kg	-									
	Trifluralin	mg/kg	0.01									
	Tebuconazole	mg/kg	-									
	Telodrin	mg/kg	0.05									
	Triazophos	mg/kg	0.003									
SVOC TIC	SVOC TICs - Detect	Detect	0									
	Anthracene 9,10-	mg/kg	-									
	SVOC Tentatively Identified Compounds	mg/kg	0.1									
	Aniline	mg/kg	0.3									
VOC TIC	VOC TICs - Detect	Detect	0									
	VOC Tentatively Identified Compounds	mg/kg	<0.5									
	Freon 113	mg/kg	0.005									
Other	Temperature	°C	18.8	16.9	16.8	16.2	17	17.5	18	18.5	18.4	
	Conductivity @ 20°C	µS/cm	14	3,75 - 3660	1290 - 1330	3250 - 3270	2810 - 2910	2510 - 2610	1030 - 1100	1070 - 1220	581 - 592	
	% Stones >4mm	%	-	-	-	-	-	-	-	-	-	
	Fraction of non-crushable material	%	-	-	-	-	-	-	-	-	-	
	Moisture Content (dried @35°C)	%	16	20	40	16	20	21	19	7.2	9.2	
	Moisture Content 105°C	%	0.1	-	-	-	-	-	-	-	-	
	pH (Lab)	pH Units	1	7.22 - 8.29	8.05 - 8.59	7.26 - 7.96	7.92 - 8.54	7.8 - 8.6	8.22 - 8.4	8.31 - 8.51	8.45 - 8.88	
	Stone Content	%	0.1	-	-	-	-	-	-	-	-	
	Total Organic Carbon	%	0.02	21.5	<0.2	2.57	0.722	0.61	0.467	<0.2	<0.2	

**Env Stds Comments**  
 #1:GAC is only presented as speciated chromium. 7.7mg/kg is used for hexavalent. If hexavalent chromium (CVI) data is available, a value of 1,500mg/kg r  
 #2:C4SL for lead adopted  
 #3:GAC only presented as speciated mercury. 16mg/kg is used for elemental mercury. If the CSM indicates that elemental mercury is not a CoC and mercury  
 #4:Updated S4UL for nickel  
 #5:S4UL exceeds solubility saturation limit  
 #6:Criteria derived for Al<sup>3</sup>-C16-C35 split between Al<sup>3</sup>-C16-21 & Al<sup>3</sup>-C21-35. Requires summation of fractions to use Al<sup>3</sup>-C16-C35 criteria.  
 #7:Criteria presented is for p-xylene. A separate value is presented for o-xylene.  
 #8:S4UL based on a threshold protective of direct skin contact with phenol

**Legend**

38.2	Results exceeds GAC.
<50	Results MDL is greater than GAC.
NAD	No asbestos detected.
-	Determinand has not been tested for.

**Notes**  
 A range is given where a determinand has been analysed for by more than one method.





		Field ID	OH07040-X-28.00-ES-191031	OH07040-X-3.80-ES-191024	OH07040-X-30.20-ES-191106	OH07040-X-4.80-ES-191024	OH07040-X-41.62-ES-191107	OH07040-X-6.80-ES-191024	OH07040-X-6.80-ES-191024	OH07040-X-7.60-ES-191024	OH07041-X-0.05-ES-191023	
		Location Code	OH07040	OH07040	OH07040	OH07040	OH07040	OH07040	OH07040	OH07040	OH07041	
		Sample Depth Range	28	3.8	30.2-30.4	4.8	41.62-41.79	5.8	6.8	7.6	0.05	
		Sample Date	31/10/2019	24/10/2019	06/11/2019	24/10/2019	07/11/2019	24/10/2019	24/10/2019	24/10/2019	23/10/2019	
		Matrix Description	LQM S4UL Public Open Space (POS) Residential - 1% SOM									
Chem Group	ChemName	output unit	EQL	C4SL Public Open Space (POS) Residential								
SVOC	Benzyl alcohol	mg/kg	0.5	-	-	-	-	-	-	-	-	
	Diphenyl ether	mg/kg	0.1	-	-	-	-	-	-	-	-	
	4-bromophenyl phenyl ether	mg/kg	0.1	-	-	-	-	-	-	-	-	
	4-nitroaniline	mg/kg	0.1	-	-	-	-	-	-	-	-	
	4-nitrophenol	mg/kg	0.1	-	-	-	-	-	-	-	-	
	1,1-Biohenyl	mg/kg	0.1	-	-	-	-	-	-	-	-	
	1,2,3,4-tetrachlorobenzene	mg/kg	0.001	830	-	-	-	-	-	-	-	
	1-Methylnaphthalene	mg/kg	0.1	-	-	-	-	-	-	-	-	
	2,4,5-trichlorophenol	mg/kg	0.1	-	-	-	-	-	-	-	-	
	2,4,6-trichlorophenol	mg/kg	0.1	-	-	-	-	-	-	-	-	
	2,4-dichlorophenol	mg/kg	0.1	-	-	-	-	-	-	-	-	
	2,4-dimethylphenol	mg/kg	0.1	-	-	-	-	-	-	-	-	
	2,4-dinitrophenol	mg/kg	0.5	-	-	-	-	-	-	-	-	
	2,4-dinitrotoluene	mg/kg	0.1	-	-	-	-	-	-	-	-	
	2,6-dinitrotoluene	mg/kg	0.1	-	-	-	-	-	-	-	-	
	2-chloronaphthalene	mg/kg	0.1	-	-	-	-	-	-	-	-	
	2-chlorophenol	mg/kg	0.1	-	-	-	-	-	-	-	-	
	2-methylnaphthalene	mg/kg	0.1	-	-	-	-	-	-	-	-	
	2-methylphenol	mg/kg	0.1	-	-	-	-	-	-	-	-	
	2-nitroaniline	mg/kg	0.1	-	-	-	-	-	-	-	-	
	2-nitrophenol	mg/kg	0.1	-	-	-	-	-	-	-	-	
	3-nitroaniline	mg/kg	0.1	-	-	-	-	-	-	-	-	
	4,6-Dinitro-2-methylphenol	mg/kg	0.2	-	-	-	-	-	-	-	-	
	4-chloro-3-methylphenol	mg/kg	0.1	-	-	-	-	-	-	-	-	
	4-chloroaniline	mg/kg	0.1	-	-	-	-	-	-	-	-	
	4-chlorophenol	mg/kg	0.5	620	-	-	-	-	-	-	-	
	4-chlorophenyl phenyl ether	mg/kg	0.1	-	-	-	-	-	-	-	-	
	4-methylphenol	mg/kg	0.1	-	-	-	-	-	-	-	-	
	Azobenzene	mg/kg	0.1	-	-	-	-	-	-	-	-	
	Benzoic Acid	mg/kg	0.5	-	-	-	-	-	-	-	-	
	Bis(2-chloroethoxy) methane	mg/kg	0.1	-	-	-	-	-	-	-	-	
	Bis(2-chloroethyl) ether	mg/kg	0.1	-	-	-	-	-	-	-	-	
	Bis(2-chloroisopropyl) ether	mg/kg	0.1	-	-	-	-	-	-	-	-	
	Bis(2-ethylhexyl) phthalate	mg/kg	0.1	-	-	-	-	-	-	-	-	
	Butyl benzyl phthalate	mg/kg	0.1	-	-	-	-	-	-	-	-	
	Carbazole	mg/kg	0.1	-	-	-	-	-	-	-	-	
	Dibenzofuran	mg/kg	0.1	-	-	-	-	-	-	-	-	
	Diethylphthalate	mg/kg	0.1	-	-	-	-	-	-	-	-	
	Dimethyl phthalate	mg/kg	0.1	-	-	-	-	-	-	-	-	
	Di-n-butyl phthalate	mg/kg	0.1	-	-	-	-	-	-	-	-	
	Di-n-octyl phthalate	mg/kg	0.1	-	-	-	-	-	-	-	-	
	Hexachlorobenzene	mg/kg	0.002	16	-	-	-	-	-	-	-	
	Hexachlorocyclopentadiene	mg/kg	0.1	-	-	-	-	-	-	-	-	
	Hexachloroethane	mg/kg	0.1	-	-	-	-	-	-	-	-	
	Isophorone	mg/kg	0.1	-	-	-	-	-	-	-	-	
Nitrobenzene	mg/kg	0.1	-	-	-	-	-	-	-	-		
N-nitrosodi-n-propylamine	mg/kg	0.1	-	-	-	-	-	-	-	-		
n-Nitrosodiphenylamine	mg/kg	0.1	-	-	-	-	-	-	-	-		
Pentachlorobenzene	mg/kg	0.001	100	-	-	-	-	-	-	-		
Pentachloronitrobenzene	mg/kg	0.05	-	-	-	-	-	-	-	-		
Pentachlorophenol	mg/kg	0.1	60	-	-	-	-	-	-	-		
PCB	PCB-110	mg/kg	-	-	-	-	-	-	-	-	-	
	PCB-128	mg/kg	-	-	-	-	-	-	-	-	-	
	PCB-141	mg/kg	-	-	-	-	-	-	-	-	-	
	PCB-149	mg/kg	-	-	-	-	-	-	-	-	-	
	PCB-151	mg/kg	-	-	-	-	-	-	-	-	-	
	PCB-158	mg/kg	-	-	-	-	-	-	-	-	-	
	PCB-170	mg/kg	-	-	-	-	-	-	-	-	-	
	PCB-18	mg/kg	-	-	-	-	-	-	-	-	-	
	PCB-183	mg/kg	-	-	-	-	-	-	-	-	-	
	PCB-187	mg/kg	-	-	-	-	-	-	-	-	-	
	PCB-194	mg/kg	-	-	-	-	-	-	-	-	-	
	PCB-31	mg/kg	-	-	-	-	-	-	-	-	-	
	PCB-44	mg/kg	-	-	-	-	-	-	-	-	-	
	PCB-49	mg/kg	-	-	-	-	-	-	-	-	-	
	2,2,4-tetrachloro-1,1-Biphenyl	mg/kg	-	-	-	-	-	-	-	-	-	
	2,3,4,4-tetrachloro-1,1-Biphenyl	mg/kg	-	-	-	-	-	-	-	-	-	
	Heptachlorobiphenyl, 2,3,3,4,4,5,5- (PCB 189)	mg/kg	0.003	-	-	-	-	-	-	-	-	
	Hexachlorobiphenyl, 2,3,3,4,4,5- (PCB 156)	mg/kg	0.003	-	-	-	-	-	-	-	-	
	Hexachlorobiphenyl, 2,3,3,4,4,5- (PCB 157)	mg/kg	0.003	-	-	-	-	-	-	-	-	
	Hexachlorobiphenyl, 2,3,4,4,5,5- (PCB 167)	mg/kg	0.003	-	-	-	-	-	-	-	-	
	Hexachlorobiphenyl, 3,3,4,4,5,5- (PCB 169)	mg/kg	0.003	-	-	-	-	-	-	-	-	
	PCB 101	mg/kg	0.003	-	-	-	-	-	-	-	-	
	PCB 118	mg/kg	0.003	-	-	-	-	-	-	-	-	
	PCB 138	mg/kg	0.003	-	-	-	-	-	-	-	-	
	PCB 153	mg/kg	0.003	-	-	-	-	-	-	-	-	
	PCB 160	mg/kg	0.003	-	-	-	-	-	-	-	-	
	PCB 26	mg/kg	0.003	-	-	-	-	-	-	-	-	
	PCB 52	mg/kg	0.003	-	-	-	-	-	-	-	-	
	Pentachlorobiphenyl, 2,3,3,4,4- (PCB 105)	mg/kg	0.003	-	-	-	-	-	-	-	-	
	Pentachlorobiphenyl, 2,3,3,4,4,5- (PCB 114)	mg/kg	0.003	-	-	-	-	-	-	-	-	
Pentachlorobiphenyl, 2,3,4,4,5- (PCB 123)	mg/kg	0.003	-	-	-	-	-	-	-	-		
Pentachlorobiphenyl, 3,3,4,4,5- (PCB 126)	mg/kg	0.003	-	-	-	-	-	-	-	-		
Tetrachlorobiphenyl, 3,3,4,4- (PCB 77)	mg/kg	0.003	-	-	-	-	-	-	-	-		
Tetrachlorobiphenyl, 3,4,4,5- (PCB 81)	mg/kg	0.003	-	-	-	-	-	-	-	-		
Total PCB 7 congeners	mg/kg	0.021	-	-	-	-	-	-	-	-		
Total PCB WHO 12	mg/kg	0.036	-	-	-	-	-	-	-	-		

		Field ID	OH07040-X-28.00-ES-191031	OH07040-X-3.80-ES-191024	OH07040-X-30.20-ES-191106	OH07040-X-4.80-ES-191024	OH07040-X-41.62-ES-191107	OH07040-X-5.80-ES-191024	OH07040-X-6.80-ES-191024	OH07040-X-7.60-ES-191024	OH07041-X-0.05-ES-191023	
		Location Code	OH07040	OH07040	OH07040	OH07040	OH07040	OH07040	OH07040	OH07040	OH07041	
		Sample Depth	28	3.8	30.2-30.4	4.8	41.62-41.79	5.8	6.8	7.6	0.05	
		Range										
		Matrix Description										
		Sampled Date	Time	31/10/2019	24/10/2019	06/11/2019	24/10/2019	07/11/2019	24/10/2019	24/10/2019	23/10/2019	
		C4SUL Public Open Space (POS) Residential										
		LQM S4UL Public Open Space (POS) Residential - 1% SOM										
Chem Group	ChemName	output unit	EQL									
Phenolics	Xenolene	mg/kg	0.015	<0.015	<0.015	<0.015	<0.015	<0.015	<0.015	<0.015	-	
	Phenol Index	mg/kg	0.5	-	-	-	-	-	-	-	<0.5	
	3-84-methylphenol	mg/kg	0.1	-	-	-	-	-	-	-	-	
	Cresol Total	mg/kg	0.01	<0.01	<0.01	<0.01	<0.01	<0.01	<0.01	<0.01	-	
Phenols Monohydric	Phenol	mg/kg	0.01	<0.01	<0.01	<0.01	<0.01	<0.01	<0.01	<0.01	-	
	Phenols Monohydric	mg/kg	0.035	<0.035	<0.035	<0.035	<0.035	<0.035	<0.035	<0.035	-	
	Dibutyltin	mg/kg	-	-	-	-	-	-	-	-	-	
	Monophenyltin	mg/kg	-	-	-	-	-	-	-	-	-	
Organotin	Diphenyltin	mg/kg	-	-	-	-	-	-	-	-	-	
	Monobutyltin	mg/kg	-	-	-	-	-	-	-	-	-	
	Tetrabutyltin	mg/kg	-	-	-	-	-	-	-	-	-	
	Tributyltin	mg/kg	0.001	-	-	-	-	-	-	-	-	
	Triphenyltin	mg/kg	-	-	-	-	-	-	-	-	-	
	Pesticides	Ethion	mg/kg	0.002	-	-	-	-	-	-	-	-
		Hepatachlor epoxide	mg/kg	0.002	-	-	-	-	-	-	-	-
		Methachlorpos	mg/kg	0.002	-	-	-	-	-	-	-	-
		Propetamphos	mg/kg	0.002	-	-	-	-	-	-	-	-
		Simetryn	mg/kg	0.05	-	-	-	-	-	-	-	-
Sodium Acifluorfen		mg/kg	-	-	-	-	-	-	-	-	-	
Tosazene		mg/kg	0.003	-	-	-	-	-	-	-	-	
2,4,5-TP (Silvex)		mg/kg	-	-	-	-	-	-	-	-	-	
Hedonal		mg/kg	-	-	-	-	-	-	-	-	-	
2,4-DDT		mg/kg	0.003	-	-	-	-	-	-	-	-	
2,4-Dichloroac		mg/kg	-	-	-	-	-	-	-	-	-	
4-(2,4-Dichlorophenoxy)butyric Acid (2,4-DB)		mg/kg	-	-	-	-	-	-	-	-	-	
4,4-DDE		mg/kg	0.005	-	-	-	-	-	-	-	-	
4-Chlorophenoxy acetic acid		mg/kg	-	-	-	-	-	-	-	-	-	
a-BHC		mg/kg	0.002	24	-	-	-	-	-	-	-	
Aldrin		mg/kg	0.002	18	-	-	-	-	-	-	-	
Ametryn		mg/kg	0.05	-	-	-	-	-	-	-	-	
Acetyl (bovnil)		mg/kg	-	-	-	-	-	-	-	-	-	
Atraton		mg/kg	0.05	-	-	-	-	-	-	-	-	
Atrazine		mg/kg	0.05	1200	-	-	-	-	-	-	-	
Azinophos methyl		mg/kg	0.005	-	-	-	-	-	-	-	-	
b-BHC		mg/kg	0.002	8.1	-	-	-	-	-	-	-	
Bentazone		mg/kg	0.1	-	-	-	-	-	-	-	-	
Bromoxnil		mg/kg	-	-	-	-	-	-	-	-	-	
Carboethion		mg/kg	0.003	-	-	-	-	-	-	-	-	
chloridane		mg/kg	0.002	-	-	-	-	-	-	-	-	
Chlordane (cis)		mg/kg	0.002	-	-	-	-	-	-	-	-	
Azinphos Ethyl		mg/kg	0.005	-	-	-	-	-	-	-	-	
Chlordane (trans)		mg/kg	0.05	-	-	-	-	-	-	-	-	
Chlorfenvinphos		mg/kg	0.003	-	-	-	-	-	-	-	-	
Chlorotoluron		mg/kg	-	-	-	-	-	-	-	-	-	
Chlorpyrifos		mg/kg	0.002	-	-	-	-	-	-	-	-	
Chlorpyrifos-methyl		mg/kg	0.002	-	-	-	-	-	-	-	-	
Cyanazine		mg/kg	-	-	-	-	-	-	-	-	-	
d-BHC		mg/kg	0.002	-	-	-	-	-	-	-	-	
DDD		mg/kg	0.005	-	-	-	-	-	-	-	-	
DDT		mg/kg	0.005	-	-	-	-	-	-	-	-	
Chlorothalonil		mg/kg	0.002	-	-	-	-	-	-	-	-	
Diazinon		mg/kg	0.001	-	-	-	-	-	-	-	-	
Dicamba		mg/kg	-	-	-	-	-	-	-	-	-	
Dichlobenil	mg/kg	0.001	-	-	-	-	-	-	-	-		
cis-Permethrin	mg/kg	0.003	-	-	-	-	-	-	-	-		
Dichlorvos	mg/kg	0.002	16	-	-	-	-	-	-	-		
Diclofop	mg/kg	-	-	-	-	-	-	-	-	-		
Dieldrin	mg/kg	0.005	18	-	-	-	-	-	-	-		
Dimethoate	mg/kg	0.003	-	-	-	-	-	-	-	-		
Dinoseb	mg/kg	-	-	-	-	-	-	-	-	-		
Diuron	mg/kg	-	-	-	-	-	-	-	-	-		
Endosulfan I	mg/kg	0.001	1200	-	-	-	-	-	-	-		
Endosulfan II	mg/kg	0.01	-	-	-	-	-	-	-	-		
Endosulfan sulphate	mg/kg	0.005	-	-	-	-	-	-	-	-		
Endrin	mg/kg	0.003	-	-	-	-	-	-	-	-		
Endrin ketone	mg/kg	0.03	-	-	-	-	-	-	-	-		
Ethion	mg/kg	0.003	-	-	-	-	-	-	-	-		
Fenitrothion	mg/kg	0.005	-	-	-	-	-	-	-	-		
Fenithion	mg/kg	0.01	-	-	-	-	-	-	-	-		
Fluroxypyr	mg/kg	0.1	-	-	-	-	-	-	-	-		



		Field ID	OH07040-X-28.00-ES-191031	OH07040-X-3.80-ES-191024	OH07040-X-30.20-ES-191106	OH07040-X-4.80-ES-191024	OH07040-X-41.62-ES-191107	OH07040-X-5.80-ES-191024	OH07040-X-6.80-ES-191024	OH07040-X-7.80-ES-191024	OH07041-X-0.05-ES-191023	
		Location Code	OH07040	OH07040	OH07040	OH07040	OH07040	OH07040	OH07040	OH07040	OH07041	
		Sample Depth Range	28	3.8	30.2-30.4	4.8	41.62-41.79	5.8	6.8	7.6	0.05	
		Sample Date	31/10/2019	24/10/2019	06/11/2019	24/10/2019	07/11/2019	24/10/2019	24/10/2019	24/10/2019	23/10/2019	
		Matrix Description	LQM S4UL Public Open Space (POS) Residential - 1% SOM									
		C4SL Public Open Space (POS) Residential										
Chem Group	ChemName	output unit	EQL									
	o-BHC (Lindane)	mg/kg	0.001	-	-	-	-	-	-	-	-	
	Heptachlor	mg/kg	0.003	-	-	-	-	-	-	-	-	
	Isodrin	mg/kg	0.002	-	-	-	-	-	-	-	-	
	Isoproturon	mg/kg	-	-	-	-	-	-	-	-	-	
	Linuron	mg/kg	-	-	-	-	-	-	-	-	-	
	Malathion	mg/kg	0.002	-	-	-	-	-	-	-	-	
	2-Methyl-4-chlorophenoxyacetic acid	mg/kg	-	-	-	-	-	-	-	-	-	
	2-Methyl-4-Chlorophenoxy Butanoic Acid	mg/kg	-	-	-	-	-	-	-	-	-	
	Mecoprop	mg/kg	-	-	-	-	-	-	-	-	-	
	Methoxychlor	mg/kg	0.005	-	-	-	-	-	-	-	-	
	Methyl carathion	mg/kg	0.01	-	-	-	-	-	-	-	-	
	Mevinphos (Phosdrin)	mg/kg	0.002	-	-	-	-	-	-	-	-	
	o,p-DDD	mg/kg	0.005	-	-	-	-	-	-	-	-	
	o,p'-DDE	mg/kg	0.002	-	-	-	-	-	-	-	-	
	o,p'-Methoxychlor	mg/kg	0.05	-	-	-	-	-	-	-	-	
	Parathion	mg/kg	0.005	-	-	-	-	-	-	-	-	
	Pendimethalin	mg/kg	0.01	-	-	-	-	-	-	-	-	
	Permethrin	mg/kg	0.05	-	-	-	-	-	-	-	-	
	Permethrin II	mg/kg	0.003	-	-	-	-	-	-	-	-	
	Phorate	mg/kg	0.01	-	-	-	-	-	-	-	-	
	Pirimiphos-methyl	mg/kg	0.002	-	-	-	-	-	-	-	-	
	Pirimiphos-ethyl	mg/kg	0.002	-	-	-	-	-	-	-	-	
	Prometon	mg/kg	0.05	-	-	-	-	-	-	-	-	
	Prometon	mg/kg	0.05	-	-	-	-	-	-	-	-	
	Pronamide	mg/kg	0.002	-	-	-	-	-	-	-	-	
	Propazine	mg/kg	0.05	-	-	-	-	-	-	-	-	
	Propiconazole	mg/kg	-	-	-	-	-	-	-	-	-	
	Propoxycarbazono-sodium	mg/kg	-	-	-	-	-	-	-	-	-	
	Simazine	mg/kg	0.05	-	-	-	-	-	-	-	-	
	Terbutryn	mg/kg	0.05	-	-	-	-	-	-	-	-	
	Terbutylazine	mg/kg	0.05	-	-	-	-	-	-	-	-	
	Phosalone	mg/kg	0.005	-	-	-	-	-	-	-	-	
	Phosphamidon	mg/kg	0.005	-	-	-	-	-	-	-	-	
	Triadimefon	mg/kg	0.002	-	-	-	-	-	-	-	-	
	Triallate	mg/kg	0.002	-	-	-	-	-	-	-	-	
	Triclopyr	mg/kg	0.1	-	-	-	-	-	-	-	-	
	Triclosan	mg/kg	-	-	-	-	-	-	-	-	-	
	Trifluralin	mg/kg	0.01	-	-	-	-	-	-	-	-	
	Tebuconazole	mg/kg	-	-	-	-	-	-	-	-	-	
	Telodrin	mg/kg	0.05	-	-	-	-	-	-	-	-	
	Triazophos	mg/kg	0.003	-	-	-	-	-	-	-	-	
SVOC TIC	SVOC TICs - Detect	Detect	-	-	-	-	-	0	-	-	-	
	Anthraquinone 9,10-	mg/kg	-	-	-	-	-	-	-	-	-	
	SVOC Tentatively Identified Compounds	mg/kg	0.1	-	-	-	-	<1	-	-	-	
	Aniline	mg/kg	0.3	-	-	-	-	-	-	-	-	
VOC TIC	VOC TICs - Detect	Detect	-	-	-	-	-	0	-	-	-	
	VOC Tentatively Identified Compounds	mg/kg	0.05	-	-	-	-	0	-	-	-	
	Freon 113	mg/kg	0.005	-	-	-	-	-	-	-	-	
Other	Temperature	°C	18.3	17.5	19.3	17.2	18.8	16.8	18.4	15.9	-	
	Conductivity @ 20°C	µS/cm	14	1560 - 1580	2570 - 3180	1690	15.6 - 1540	936 - 966	4210 - 4520	1380 - 1540	1320 - 1470	
	% Stones >4mm	%	-	-	-	-	-	-	-	-	0	
	Fraction of non-crushable material	%	-	-	-	-	-	-	-	-	0	
	Moisture Content (dried @35°C)	%	21	26	21	23	20	34	50	41	-	
	Moisture Content 105°C	%	0.1	-	-	-	-	-	-	-	27.3	
	pH (Lab)	Units	8.28 - 8.57	7.01 - 8.18	8.06 - 8.94	7.18 - 8.24	7.6 - 8.95	7.42 - 8.22	7.58 - 8.23	8.1 - 8.54	7.7	
	Stone Content	%	0.1	-	-	-	-	-	-	-	0	
	Total Organic Carbon	%	0.02	<0.2	4.72	<0.2	9.35	<0.2	3.9	9.72	3	

**Env Stds Comments**  
 #1:GAC is only presented as speciated chromium. 7.7mg/kg is used for hexavalent. If hexavalent chromium (CVI) data is available, a value of 1,500mg/kg r  
 #2:C4SL for lead adopted  
 #3:GAC only presented as speciated mercury. 16mg/kg is used for elemental mercury. If the CSM indicates that elemental mercury is not a CoC and mercury  
 #4:Updated S4UL for nickel  
 #5:S4UL exceeds solubility saturation limit  
 #6:Criteria derived for Al<sup>3</sup>-C16-C35 split between Al<sup>3</sup>-C16-21 & Al<sup>3</sup>-C21-35. Requires summation of fractions to use Al<sup>3</sup>-C16-C35 criteria.  
 #7:Criteria presented is for p-xylene. A separate value is presented for o-xylene.  
 #8:S4UL based on a threshold protective of direct skin contact with phenol

Legend	
38.2	Results exceeds GAC.
<50	Results MDL is greater than GAC.
NAD	No asbestos detected.
-	Determinand has not been tested for.

**Notes**  
 A range is given where a determinand has been analysed for by more than one method.

			Field ID	OH70741-X-0.50-ES-191023	OH70741-X-1.10-ES-191023	OH70741-X-14.00-ES-191022	OH70741-X-2.00-ES-191017	OH70741-X-23.00-ES-191023	OH70741-X-23.00-ES-191023	OH70741-X-29.00-ES-191024	OH70741-X-30.00-ES-191017	OH70741-X-33.55-ES-191030
			Location Code	OH70741	OH70741	OH70741	OH70741	OH70741	OH70741	OH70741	OH70741	OH70741
			Sample Depth	0.5	1.1	14	2	23	23	29	3	33.55
			Range									
			Matrix Description									
			Sampled Date Time	23/10/2019	23/10/2019	22/10/2019	17/10/2019	23/10/2019	23/10/2019	24/10/2019	17/10/2019	30/10/2019
			C4SL Public Open Space (POS) Residential									
			LOM S4UL Public Open Space (POS) Residential - 1% SOM									
Chem Group	ChemName	output unit	EQI									
Anthrax	Detection of Anthrax (Bacillus Anthracis)	Not Isolated	-	-	-	-	-	-	-	-	-	-
Metals	Antimony	mg/kg	0.1	0.9	0.5	-	-	-	-	-	-	-
	Arsenic	mg/kg	0.3	79	25.3	14.6	7.5	10.7	6.9	6.9	<0.3	10.7
	Boron	mg/kg	0.5	21000	2.4	3	40.6	14	11	11	0.8	2.2
	Cadmium	mg/kg	0.02	220	0.26	0.36	0.25	0.29	<0.1	<0.1	0.19	0.32
	Chromium (hexavalent)	mg/kg	0.1	21	7.7	<0.1	<0.1	<0.1	<0.1	<0.1	<0.1	<0.1
	Chromium	mg/kg	0.5	21	33.9	47.5	11.2	34.5	9.6	9.6	1.8	30
	Cobalt	mg/kg	0.1	-	-	-	-	-	-	-	-	-
	Cooper	mg/kg	0.5	12000	25.9	36.5	33.6	28.1	7.3	7.3	2.5	28
	Lead	mg/kg	0.5	630	19.4	18.8	40.1	62.9	4.5	4.5	1.4	49.8
	Mercury	mg/kg	0.1	-	<0.1	<0.1	<0.1	0.12	<0.1	<0.1	<0.1	<0.1
	Molybdenum	mg/kg	0.1	-	0.2	-	-	-	-	-	-	-
	Nickel	mg/kg	0.2	-	106	46.8	15.1	31.3	9.6	9.6	3.5	27.2
	Selenium	mg/kg	0.5	1100	1.7	2.4	0.7	0.7	<0.5	<0.5	0.7	1
	Vanadium	mg/kg	0.2	2000	49.9	70.8	-	-	-	-	-	-
	Zinc	mg/kg	1.9	81000	72	119.2	87.6	126.5	23.2	23.2	12.7	110.9
Asbestos	Anthophyllite	Detect	-	-	-	-	-	-	-	-	-	-
	Asbestos Containing Material	Detect	-	-	-	-	-	-	-	-	-	-
	Asbestos Analysis Comments	-	-	-	-	-	-	-	-	-	-	-
	Asbestos PCOM Quantification	%	0.001	-	-	-	-	-	-	-	-	-
	Asbestos Quantification Total	%	0.001	-	-	-	-	-	-	-	-	-
	Asbestos: Actinolite	Detect	-	-	-	-	-	-	-	-	-	-
	Additional Asbestos Components (Using TM048)	Comment	-	-	-	-	-	-	-	-	-	-
	Crocidolite Asbestos	Detect	-	-	-	-	-	-	-	-	-	-
	Asbestos Gravimetric Quantification	%	0.001	-	-	-	-	-	-	-	-	-
	Asbestos ID (Stage 1)	Detect	-	NAD	NAD	NAD	NAD	NAD	NAD	NAD	NAD	NAD
	Chrysotile Asbestos	Detect	-	-	-	-	-	-	-	-	-	-
	Amosite Asbestos	Detect	-	-	-	-	-	-	-	-	-	-
	Non-Asbestos Fibre	Detect	-	-	-	-	-	-	-	-	-	-
	Tremolite	Detect	-	-	-	-	-	-	-	-	-	-
Inorganics	Ammoniacal Nitrogen as N	mg/kg	12	-	-	-	-	-	-	-	-	-
	Cyanide (Free)	mg/kg	0.5	<0.5	<0.5	<0.5	<0.5	<0.5	<0.5	<0.5	<0.5	<0.5
	Cyanide Total	mg/kg	0.5	<0.5	<0.5	<0.5	<0.5	<0.5	<0.5	<0.5	<0.5	<0.5
	Cyanides-complex	mg/kg	1	-	-	-	-	-	-	-	-	-
	Phosphorus	mg/kg	4	-	-	-	-	-	-	-	-	-
PAH	Coronene	mg/kg	0.3	-	-	-	-	-	-	-	-	-
	Naphthalene	mg/kg	0.005	4900	<0.08	<0.08	<0.08	<0.08	<0.08	<0.08	<0.08	<0.08
	Acenaphthene	mg/kg	0.008	15000	<0.08	<0.08	<0.08	<0.08	<0.08	<0.08	<0.08	<0.08
	Acenaphthylene	mg/kg	0.012	15000	<0.08	<0.08	<0.08	<0.08	<0.08	<0.08	<0.08	<0.08
	Fluoranthene	mg/kg	0.017	3100	<0.08	<0.08	<0.08	0.67	<0.08	<0.08	0.47	<0.08
	Anthracene	mg/kg	0.016	74000	<0.08	<0.08	<0.08	0.21	<0.08	<0.08	0.15	<0.08
	Phenanthrene	mg/kg	0.015	3100	<0.08	<0.08	<0.08	0.47	<0.08	<0.08	0.4	<0.08
	Fluorene	mg/kg	0.01	9900	<0.08	<0.08	<0.08	<0.08	<0.08	<0.08	<0.08	<0.08
	Chrysene	mg/kg	0.01	57	<0.08	<0.08	<0.08	0.29	<0.08	<0.08	0.22	<0.08
	Pyrene	mg/kg	0.015	7400	<0.08	<0.08	<0.08	0.57	<0.08	<0.08	0.43	<0.08
	Benzo[a]anthracene	mg/kg	0.014	29	<0.08	<0.08	<0.08	0.24	<0.08	<0.08	0.18	<0.08
	Benzo[b]fluoranthene	mg/kg	0.015	7.1	<0.08	<0.08	<0.08	0.26	<0.08	<0.08	0.2	<0.08
	Benzo[k]fluoranthene	mg/kg	0.014	190	<0.08	<0.08	<0.08	0.14	<0.08	<0.08	0.11	<0.08
	Benzo[a]pyrene	mg/kg	0.015	5.7	<0.08	<0.08	<0.08	0.24	<0.08	<0.08	0.18	<0.08
	Dibenz[a,h]anthracene	mg/kg	0.023	0.57	<0.08	<0.08	<0.08	<0.08	<0.08	<0.08	<0.08	<0.08
	Benzo[g,h,i]perylene	mg/kg	0.024	640	<0.08	<0.08	<0.08	0.12	<0.08	<0.08	0.09	<0.08
	Indeno[1,2,3-c,d]pyrene	mg/kg	0.018	82	<0.08	<0.08	<0.08	0.14	<0.08	<0.08	0.09	<0.08
	PAH 16 Total	mg/kg	0.118	-	<1.28	<1.28	<1.28	<3.74	<1.28	<1.28	<2.92	<1.28
TPH CWG	>C6-C8 Aliphatics	mg/kg	0.01	-	<0.2	<0.2	<0.2	-	-	-	-	-
	>C6-C7 Aliphatics	mg/kg	0.2	-	600000	<0.2	<0.2	-	-	-	-	-
	>C6-C8 Aliphatics	mg/kg	0.01	-	600000	<0.2	<0.2	-	-	-	-	-
	>C10-C44 Aliphatics	mg/kg	5	-	-	-	-	-	-	-	-	-
	>C7-C8 Aliphatics	mg/kg	0.2	-	<0.2	<0.2	<0.2	-	-	-	-	-
	>C10-C44 Aliphatics/Aromatics	mg/kg	10	-	-	-	-	-	-	-	-	-
	>C8-C10 Aliphatics	mg/kg	0.01	-	<0.2	<0.2	<0.2	-	-	-	-	-
	>C10-C12 Aliphatics	mg/kg	0.01	-	13000	<0.2	<0.2	-	-	-	-	-
	>C12-C16 Aliphatics	mg/kg	0.1	-	19000	<4	<4	-	-	-	-	-
	>C16-C21 Aliphatics	mg/kg	0.1	-	125000 <sup>RM</sup>	<4	<4	-	-	-	-	-
	>C21-C35 Aliphatics	mg/kg	0.1	-	125000 <sup>RM</sup>	<8.76	<8.76	-	-	-	-	-
	>C35-C44 Aliphatics	mg/kg	0.1	-	250000	-	-	-	-	-	-	-
	>C5-C10 Aliphatics	mg/kg	0.05	-	-	-	-	-	-	-	-	-
	>C8-C40 Aliphatics	mg/kg	20	-	31.2	30.3	-	-	-	-	-	-
	Total Aliphatics >C12-C44	mg/kg	0.1	-	-	-	-	-	-	-	-	-
	>EC5-EC10 Aromatics	mg/kg	0.05	-	-	-	-	-	-	-	-	-
	>EC5-EC7 Aromatics	mg/kg	0.01	-	56000	<0.01	<0.01	-	-	-	-	-
	>EC6-EC7 Aromatics	mg/kg	0.01	-	-	-	-	-	-	-	-	-
	>EC7-EC8 Aromatics	mg/kg	0.01	-	56000	<0.01	<0.01	-	-	-	-	-
	>EC8-EC10 Aromatics	mg/kg	0.01	-	5000	<4	<4	-	-	-	-	-
	>EC10-EC12 Aromatics	mg/kg	0.01	-	5000	<4	<4	-	-	-	-	-
	>EC8-EC40 Aromatics	mg/kg	20	-	40.2	32.8	-	-	-	-	-	-
	>EC10-EC44 Aromatics	mg/kg	5	-	-	-	-	-	-	-	-	-
	>EC12-EC16 Aromatics	mg/kg	0.1	-	5100	<4	<4	-	-	-	-	-
	>EC16-EC21 Aromatics	mg/kg	0.1	-	3800	13	13.1	-	-	-	-	-
	>EC21-EC35 Aromatics	mg/kg	0.1	-	3800	18.8	13.2	-	-	-	-	-
	>EC35-EC44 Aromatics	mg/kg	0.1	-	3900	-	-	-	-	-	-	-
	>EC40-EC44 Aromatics	mg/kg	0.1	-	-	-	-	-	-	-	-	-
	>EC12-EC44 Aromatics	mg/kg	0.1	-	-	-	-	-	-	-	-	-
	TPH Aliphatics & Aromatics >C5-44	mg/kg	0.1	-	-	-	-	-	-	-	-	-

Chem Group	ChemName	output unit	EQL	Matrix Description									
				Field ID		Location Code		Sample Depth		Range		Sampled Date Time	
				OH07041-X-0.50-ES-191023	OH07041-X-1.10-ES-191023	OH07041-X-14.00-ES-191022	OH07041-X-2.00-ES-191017	OH07041-X-23.00-ES-191023	OH07041-X-23.00-ES-191023	OH07041-X-29.00-ES-191024	OH07041-X-3.00-ES-191017	OH07041-X-33.55-ES-191030	
C4SL Public Open Space (POS) Residential				0.5	1.1	14	2	23	23	29	3	33.55	
LQM S4UL Public Open Space (POS) Residential - 1% SOM				23/10/2019	23/10/2019	22/10/2019	17/10/2019	23/10/2019	23/10/2019	24/10/2019	17/10/2019	30/10/2019	
TPH	>C6-C8	mg/kg	0.02	<0.2	<0.2	-	-	-	-	-	-	-	
	>C6-C7	mg/kg	0.02	<0.2	<0.2	-	-	-	-	-	-	-	
	>C7-C8	mg/kg	0.02	<0.2	<0.2	-	-	-	-	-	-	-	
	>C8-C9	mg/kg	0.2	<0.2	<0.2	<0.2	<0.2	<0.2	<0.2	<0.2	<0.2	<0.2	
	>C9-C10	mg/kg	0.02	<0.2	<0.2	<2	<2	<2	<2	<2	<2	<2	
	>C10-C12	mg/kg	0.02	-	-	<2	<2	<2	<2	<2	<2	<2	
	>C12-C16	mg/kg	2	-	-	<2	2.02	<2	6.17	<2	3.6	2.57	
	>C16-C21	mg/kg	2	-	-	5.32	11.8	6.17	6.17	11.3	10.6	<2	
	>C21-C28	mg/kg	35	-	-	-	-	-	-	-	-	-	
	>C21-C35	mg/kg	4.38	-	-	31.9	53.5	4.88	4.88	22.3	44.1	7.26	
	>C28-C35	mg/kg	35	-	-	-	-	-	-	-	-	-	
	>C31-C40	mg/kg	10	-	-	36.4	74.4	<10	<10	23.3	51.7	<10	
	>C35-C40	mg/kg	35	-	-	-	-	-	-	-	-	-	
	GRO >C5-10	mg/kg	0.02	-	-	-	-	-	-	-	-	-	
	TPH >C8-C40	mg/kg	10	-	-	<42.7	<89.2	<13.3	<13.3	<40	<65.6	<12.1	
	EPH >C5-40	mg/kg	35	-	-	-	-	-	-	-	-	-	
	EPH >C10-40	mg/kg	35	-	-	-	-	-	-	-	-	-	
	GRO	mg/kg	0.2	<0.2	<0.2	-	-	-	-	-	-	-	
	GRO >C5-12	mg/kg	0.1	-	-	-	-	-	-	-	-	-	
	TPH by GC/ED (AR)	mg/kg	10	-	-	42.6	89	13.5	13.5	39.3	65.5	12.2	
BTEX and MTBE	Benzene	mg/kg	0.001	140	72	<0.001	<0.001	-	-	-	-	-	
	Toluene	mg/kg	0.005	56000	<0.005	<0.005	-	-	-	-	-	-	
	Ethylbenzene	mg/kg	0.002	24000	<0.01	<0.01	-	-	-	-	-	-	
	Xylene (m & o)	mg/kg	0.004	41000	<0.004	<0.004	-	-	-	-	-	-	
	Xylene (o)	mg/kg	0.002	41000	<0.002	<0.002	-	-	-	-	-	-	
	Xylene Total	mg/kg	0.02	<0.03	<0.03	-	-	-	-	-	-	-	
	MTBE	mg/kg	0.001	-	-	-	-	-	-	-	-	-	
	Total BTEX	mg/kg	0.04	-	-	-	-	-	-	-	-	-	
VOC	Styrene	mg/kg	0.001	-	-	-	-	-	-	-	-	-	
	cis-1,3-dichloroethane	mg/kg	0.001	-	-	-	-	-	-	-	-	-	
	trans-1,3-dichloroethane	mg/kg	0.001	-	-	-	-	-	-	-	-	-	
	1,1,1,2-tetrachloroethane	mg/kg	0.001	1400	-	-	-	-	-	-	-	-	
	1,1,1-trichloroethane	mg/kg	0.001	140000	-	-	-	-	-	-	-	-	
	1,1,2,2-tetrachloroethane	mg/kg	0.001	1400	-	-	-	-	-	-	-	-	
	1,1,2-trichloroethane	mg/kg	0.001	-	-	-	-	-	-	-	-	-	
	1,1-dichloroethane	mg/kg	0.001	-	-	-	-	-	-	-	-	-	
	1,1-dichloroethene	mg/kg	0.001	-	-	-	-	-	-	-	-	-	
	1,1-dichloroethane	mg/kg	0.001	-	-	-	-	-	-	-	-	-	
	1,2-dichloroethane	mg/kg	0.001	-	-	-	-	-	-	-	-	-	
	1,2-dichloroethene	mg/kg	0.001	29	-	-	-	-	-	-	-	-	
	1,3-dibromopropane	mg/kg	0.001	-	-	-	-	-	-	-	-	-	
	1,2-dibromopropane	mg/kg	0.001	-	-	-	-	-	-	-	-	-	
	1,2-dichloropropane	mg/kg	0.001	-	-	-	-	-	-	-	-	-	
	1,3-dibromopropane	mg/kg	0.001	-	-	-	-	-	-	-	-	-	
	1,2-dichloropropane	mg/kg	0.001	-	-	-	-	-	-	-	-	-	
	1,3-dibromopropane	mg/kg	0.001	-	-	-	-	-	-	-	-	-	
	2,2-dichloropropane	mg/kg	0.001	-	-	-	-	-	-	-	-	-	
	2-chlorotoluene	mg/kg	0.001	-	-	-	-	-	-	-	-	-	
	4-chlorotoluene	mg/kg	0.001	-	-	-	-	-	-	-	-	-	
	Bromobenzene	mg/kg	0.001	-	-	-	-	-	-	-	-	-	
	Bromochloromethane	mg/kg	0.001	-	-	-	-	-	-	-	-	-	
	Bromodichloromethane	mg/kg	0.001	-	-	-	-	-	-	-	-	-	
	Bromotrichloromethane	mg/kg	0.001	-	-	-	-	-	-	-	-	-	
	Bromomethane	mg/kg	0.001	-	-	-	-	-	-	-	-	-	
	Carbon disulfide	mg/kg	0.007	11000	-	-	-	-	-	-	-	-	
	Carbon tetrachloride	mg/kg	0.001	890	-	-	-	-	-	-	-	-	
	Chlorobromomethane	mg/kg	0.001	-	-	-	-	-	-	-	-	-	
	Chloroethane	mg/kg	0.002	-	-	-	-	-	-	-	-	-	
	Chloroform	mg/kg	0.001	2500	-	-	-	-	-	-	-	-	
	Chloromethane	mg/kg	0.003	-	-	-	-	-	-	-	-	-	
	cis-1,2-dichloroethane	mg/kg	0.005	-	-	-	-	-	-	-	-	-	
	Dibromomethane	mg/kg	0.001	-	-	-	-	-	-	-	-	-	
	Dichlorodifluoromethane	mg/kg	0.001	-	-	-	-	-	-	-	-	-	
	Dichloromethane	mg/kg	0.01	-	-	-	-	-	-	-	-	-	
	Isopropylbenzene	mg/kg	0.001	-	-	-	-	-	-	-	-	-	
	n-butylbenzene	mg/kg	0.001	-	-	-	-	-	-	-	-	-	
	n-propylbenzene	mg/kg	0.001	-	-	-	-	-	-	-	-	-	
	p-isocrotyltoluene	mg/kg	0.001	-	-	-	-	-	-	-	-	-	
	sec-butylbenzene	mg/kg	0.001	-	-	-	-	-	-	-	-	-	
	Trichloroethane	mg/kg	0.001	120	-	-	-	-	-	-	-	-	
	tert-butylbenzene	mg/kg	0.001	-	-	-	-	-	-	-	-	-	
	Tetrachloroethane	mg/kg	0.003	1400	-	-	-	-	-	-	-	-	
	trans-1,2-dichloroethane	mg/kg	0.001	-	-	-	-	-	-	-	-	-	
	Trichlorofluoromethane	mg/kg	0.001	-	-	-	-	-	-	-	-	-	
	Vinyl chloride	mg/kg	0.001	3.5	-	-	-	-	-	-	-	-	
	tert-Amyl methyl ether	mg/kg	0.01	-	-	-	-	-	-	-	-	-	
VOC/SVOC	1,2,3-trichlorobenzene	mg/kg	0.001	1800	-	-	-	-	-	-	-	-	
	1,2,4-trichlorobenzene	mg/kg	0.003	15000	-	-	-	-	-	-	-	-	
	1,2-dichlorobenzene	mg/kg	0.001	90000	-	-	-	-	-	-	-	-	
	1,3,5-Trichlorobenzene	mg/kg	0.001	1700	-	-	-	-	-	-	-	-	
	1,3-dichlorobenzene	mg/kg	0.001	300	-	-	-	-	-	-	-	-	
	1,4-dichlorobenzene	mg/kg	0.001	17000	-	-	-	-	-	-	-	-	
	Chlorobenzene	mg/kg	0.001	11000	-	-	-	-	-	-	-	-	
	Hexachlorobutadiene	mg/kg	0.002	25	-	-	-	-	-	-	-	-	

		Field ID	OH70741-X-0.50-ES-191023	OH70741-X-1.10-ES-191023	OH70741-X-14.00-ES-191022	OH70741-X-2.00-ES-191017	OH70741-X-23.00-ES-191023	OH70741-X-23.00-ES-191023	OH70741-X-29.00-ES-191024	OH70741-X-3.00-ES-191017	OH70741-X-33.55-ES-191030
		Location Code	OH70741	OH70741	OH70741	OH70741	OH70741	OH70741	OH70741	OH70741	OH70741
		Sample Depth Range	0.5	1.1	14	2	23	23	29	3	33.55
		Sample Date Time	23/10/2019	23/10/2019	22/10/2019	17/10/2019	23/10/2019	23/10/2019	24/10/2019	17/10/2019	30/10/2019
		Matrix Description	LQM S4UL Public Open Space (POS) Residential - 1% SOM								
		C4SL Public Open Space (POS) Residential									
Chem Group	ChemName	output unit	EQL								
SVOC	Benzyl alcohol	mg/kg	0.5	-	-	-	-	-	-	-	-
	Diphenyl ether	mg/kg	0.1	-	-	-	-	-	-	-	-
	4-bromophenyl phenyl ether	mg/kg	0.1	-	-	-	-	-	-	-	-
	4-nitroaniline	mg/kg	0.1	-	-	-	-	-	-	-	-
	4-nitrophenol	mg/kg	0.1	-	-	-	-	-	-	-	-
	1,1-Biohexyl	mg/kg	0.1	-	-	-	-	-	-	-	-
	1,2,3,4-tetrachlorobenzene	mg/kg	0.001	830	-	-	-	-	-	-	-
	1-Methylnaphthalene	mg/kg	0.1	-	-	-	-	-	-	-	-
	2,4,5-trichlorophenol	mg/kg	0.1	-	-	-	-	-	-	-	-
	2,4,6-trichlorophenol	mg/kg	0.1	-	-	-	-	-	-	-	-
	2,4-dichlorophenol	mg/kg	0.1	-	-	-	-	-	-	-	-
	2,4-dimethylphenol	mg/kg	0.1	-	-	-	-	-	-	-	-
	2,4-dinitrophenol	mg/kg	0.5	-	-	-	-	-	-	-	-
	2,4-dinitrotoluene	mg/kg	0.1	-	-	-	-	-	-	-	-
	2,6-dinitrotoluene	mg/kg	0.1	-	-	-	-	-	-	-	-
	2-chloronaphthalene	mg/kg	0.1	-	-	-	-	-	-	-	-
	2-chlorophenol	mg/kg	0.1	-	-	-	-	-	-	-	-
	2-methylnaphthalene	mg/kg	0.1	-	-	-	-	-	-	-	-
	2-methylphenol	mg/kg	0.1	-	-	-	-	-	-	-	-
	2-nitroaniline	mg/kg	0.1	-	-	-	-	-	-	-	-
	2-nitrophenol	mg/kg	0.1	-	-	-	-	-	-	-	-
	3-nitroaniline	mg/kg	0.1	-	-	-	-	-	-	-	-
	4,6-Dinitro-2-methylphenol	mg/kg	0.2	-	-	-	-	-	-	-	-
	4-chloro-3-methylphenol	mg/kg	0.1	-	-	-	-	-	-	-	-
	4-chloroaniline	mg/kg	0.1	-	-	-	-	-	-	-	-
	4-chlorophenol	mg/kg	0.5	620	-	-	-	-	-	-	-
	4-chlorophenyl phenyl ether	mg/kg	0.1	-	-	-	-	-	-	-	-
	4-methylphenol	mg/kg	0.1	-	-	-	-	-	-	-	-
	Azobenzene	mg/kg	0.1	-	-	-	-	-	-	-	-
	Benzoic Acid	mg/kg	0.5	-	-	-	-	-	-	-	-
	Bis(2-chloroethoxy) methane	mg/kg	0.1	-	-	-	-	-	-	-	-
	Bis(2-chloroethyl) ether	mg/kg	0.1	-	-	-	-	-	-	-	-
	Bis(2-chloroisopropyl) ether	mg/kg	0.1	-	-	-	-	-	-	-	-
	Bis(2-ethylhexyl) phthalate	mg/kg	0.1	-	-	-	-	-	-	-	-
	Butyl benzyl phthalate	mg/kg	0.1	-	-	-	-	-	-	-	-
	Cabazole	mg/kg	0.1	-	-	-	-	-	-	-	-
	Dibenzofuran	mg/kg	0.1	-	-	-	-	-	-	-	-
	Diethylphthalate	mg/kg	0.1	-	-	-	-	-	-	-	-
	Dimethyl phthalate	mg/kg	0.1	-	-	-	-	-	-	-	-
	Di-n-butyl phthalate	mg/kg	0.1	-	-	-	-	-	-	-	-
	Di-n-octyl phthalate	mg/kg	0.1	-	-	-	-	-	-	-	-
	Hexachlorobenzene	mg/kg	0.002	16	-	-	-	-	-	-	-
	Hexachlorocyclopentadiene	mg/kg	0.1	-	-	-	-	-	-	-	-
	Hexachloroethane	mg/kg	0.1	-	-	-	-	-	-	-	-
	Isophorone	mg/kg	0.1	-	-	-	-	-	-	-	-
Nitrobenzene	mg/kg	0.1	-	-	-	-	-	-	-	-	
N-nitrosodi-n-propylamine	mg/kg	0.1	-	-	-	-	-	-	-	-	
n-Nitrosodiphenylamine	mg/kg	0.1	-	-	-	-	-	-	-	-	
Pentachlorobenzene	mg/kg	0.001	100	-	-	-	-	-	-	-	
Pentachloronitrobenzene	mg/kg	0.05	-	-	-	-	-	-	-	-	
Pentachlorophenol	mg/kg	0.1	60	-	-	-	-	-	-	-	
PCB	PCB-110	mg/kg	-	-	-	-	-	-	-	-	-
	PCB-128	mg/kg	-	-	-	-	-	-	-	-	-
	PCB-141	mg/kg	-	-	-	-	-	-	-	-	-
	PCB-149	mg/kg	-	-	-	-	-	-	-	-	-
	PCB-151	mg/kg	-	-	-	-	-	-	-	-	-
	PCB-158	mg/kg	-	-	-	-	-	-	-	-	-
	PCB-170	mg/kg	-	-	-	-	-	-	-	-	-
	PCB-18	mg/kg	-	-	-	-	-	-	-	-	-
	PCB-183	mg/kg	-	-	-	-	-	-	-	-	-
	PCB-187	mg/kg	-	-	-	-	-	-	-	-	-
	PCB-194	mg/kg	-	-	-	-	-	-	-	-	-
	PCB-31	mg/kg	-	-	-	-	-	-	-	-	-
	PCB-44	mg/kg	-	-	-	-	-	-	-	-	-
	PCB-49	mg/kg	-	-	-	-	-	-	-	-	-
	2,2,4-tetrachloro-1,1-Biphenyl	mg/kg	-	-	-	-	-	-	-	-	-
	2,3,4,4-tetrachloro-1,1-Biphenyl	mg/kg	-	-	-	-	-	-	-	-	-
	Heptachlorobiphenyl, 2,3,3,4,4,5,5- (PCB 189)	mg/kg	0.003	-	-	-	-	-	-	-	-
	Hexachlorobiphenyl, 2,3,3,4,4,5- (PCB 156)	mg/kg	0.003	-	-	-	-	-	-	-	-
	Hexachlorobiphenyl, 2,3,3,4,4,5- (PCB 157)	mg/kg	0.003	-	-	-	-	-	-	-	-
	Hexachlorobiphenyl, 2,3,4,4,5,5- (PCB 167)	mg/kg	0.003	-	-	-	-	-	-	-	-
	Hexachlorobiphenyl, 3,3,4,4,5,5- (PCB 169)	mg/kg	0.003	-	-	-	-	-	-	-	-
	PCB 101	mg/kg	0.003	-	-	-	-	-	-	-	-
	PCB 118	mg/kg	0.003	-	-	-	-	-	-	-	-
	PCB 138	mg/kg	0.003	-	-	-	-	-	-	-	-
	PCB 153	mg/kg	0.003	-	-	-	-	-	-	-	-
	PCB 180	mg/kg	0.003	-	-	-	-	-	-	-	-
	PCB 28	mg/kg	0.003	-	-	-	-	-	-	-	-
	PCB 52	mg/kg	0.003	-	-	-	-	-	-	-	-
Pentachlorobiphenyl, 2,3,3,4,4- (PCB 105)	mg/kg	0.003	-	-	-	-	-	-	-	-	
Pentachlorobiphenyl, 2,3,3,4,4,5- (PCB 114)	mg/kg	0.003	-	-	-	-	-	-	-	-	
Pentachlorobiphenyl, 2,3,4,4,5,5- (PCB 123)	mg/kg	0.003	-	-	-	-	-	-	-	-	
Pentachlorobiphenyl, 3,3,4,4,5- (PCB 126)	mg/kg	0.003	-	-	-	-	-	-	-	-	
Tetrachlorobiphenyl, 3,3,4,4- (PCB 77)	mg/kg	0.003	-	-	-	-	-	-	-	-	
Tetrachlorobiphenyl, 3,4,4,5- (PCB 81)	mg/kg	0.003	-	-	-	-	-	-	-	-	
Total PCB 7 congeners	mg/kg	0.021	-	-	-	-	-	-	-	-	
Total PCB WHO 12	mg/kg	0.036	-	-	-	-	-	-	-	-	

		Field ID	OH7041-X-0.50-ES-191023	OH7041-X-1.10-ES-191023	OH7041-X-14.00-ES-191022	OH7041-X-2.00-ES-191017	OH7041-X-23.00-ES-191023	OH7041-X-23.00-ES-191023	OH7041-X-29.00-ES-191024	OH7041-X-3.00-ES-191017	OH7041-X-33.55-ES-191030	
		Location Code	OH7041	OH7041	OH7041	OH7041	OH7041	OH7041	OH7041	OH7041	OH7041	
		Sample Depth Range	0.5	1.1	14	2	23	23	29	3	33.55	
		Sample Date	23/10/2019	23/10/2019	22/10/2019	17/10/2019	23/10/2019	23/10/2019	24/10/2019	17/10/2019	30/10/2019	
		Matrix Description	LQM S4UL Public Open Space (POS) Residential - 1% SOM									
		C4SL Public Open Space (POS) Residential										
Chem Group	ChemName	output unit	EQL									
Phenolics	Xlenols	mg/kg	0.015	-	-	-	-	-	-	-	-	
	Phenol Index	mg/kg	0.5	<0.5	<0.5	<0.5	<0.5	<0.5	<0.5	<0.5	<0.5	
	3-84-methylphenol	mg/kg	0.1	-	-	-	-	-	-	-	-	
	Cresol Total	mg/kg	0.01	-	-	-	-	-	-	-	-	
	Phenol	mg/kg	0.01	-	-	-	-	-	-	-	-	
Organofins	Phenols Monohydric	mg/kg	0.035	-	-	-	-	-	-	-	-	
	Dibutyltin	mg/kg	-	-	-	-	-	-	-	-	-	
	Monophenyltin	mg/kg	-	-	-	-	-	-	-	-	-	
	Diphenyltin	mg/kg	-	-	-	-	-	-	-	-	-	
	Monobutyltin	mg/kg	-	-	-	-	-	-	-	-	-	
Pesticides	Tetrabutyltin	mg/kg	0.001	-	-	-	-	-	-	-	-	
	Tributyltin	mg/kg	-	-	-	-	-	-	-	-	-	
	Triphenyltin	mg/kg	-	-	-	-	-	-	-	-	-	
	Etrimefos	mg/kg	0.002	-	-	-	-	-	-	-	-	
	Heptachlor epoxide	mg/kg	0.002	-	-	-	-	-	-	-	-	
	Methacrifos	mg/kg	0.002	-	-	-	-	-	-	-	-	
	Propetamphos	mg/kg	0.002	-	-	-	-	-	-	-	-	
	Simetryn	mg/kg	0.05	-	-	-	-	-	-	-	-	
	Sodium Acifluorfen	mg/kg	-	-	-	-	-	-	-	-	-	
	Tosazene	mg/kg	0.003	-	-	-	-	-	-	-	-	
	2,4,5-TP (Silvex)	mg/kg	-	-	-	-	-	-	-	-	-	
	Hedonal	mg/kg	-	-	-	-	-	-	-	-	-	
	2,4-DDT	mg/kg	0.003	-	-	-	-	-	-	-	-	
	2,4-Dichloroac	mg/kg	-	-	-	-	-	-	-	-	-	
	4-(2,4-Dichlorophenoxy)butyric Acid (2,4-DB)	mg/kg	-	-	-	-	-	-	-	-	-	
	4,4-DDE	mg/kg	0.005	-	-	-	-	-	-	-	-	
	4-Chlorophenoxy acetic acid	mg/kg	-	-	-	-	-	-	-	-	-	
	a-BHC	mg/kg	0.002	24	-	-	-	-	-	-	-	
	Aldrin	mg/kg	0.002	18	-	-	-	-	-	-	-	
	Ametryn	mg/kg	0.05	-	-	-	-	-	-	-	-	
	Acetyl (hexnill)	mg/kg	-	-	-	-	-	-	-	-	-	
	Atraton	mg/kg	0.05	-	-	-	-	-	-	-	-	
	Atrazine	mg/kg	0.05	1200	-	-	-	-	-	-	-	
	Azinophos methyl	mg/kg	0.005	-	-	-	-	-	-	-	-	
	b-BHC	mg/kg	0.002	8.1	-	-	-	-	-	-	-	
	Bentazone	mg/kg	0.1	-	-	-	-	-	-	-	-	
	Bromoxnill	mg/kg	-	-	-	-	-	-	-	-	-	
	Carbofenthoion	mg/kg	0.003	-	-	-	-	-	-	-	-	
	chlordan	mg/kg	0.002	-	-	-	-	-	-	-	-	
	Chlordane (cis)	mg/kg	0.002	-	-	-	-	-	-	-	-	
	Azinphos Ethyl	mg/kg	0.005	-	-	-	-	-	-	-	-	
	Chlordane (trans)	mg/kg	0.05	-	-	-	-	-	-	-	-	
	Chlorfenvinphos	mg/kg	0.003	-	-	-	-	-	-	-	-	
	Chlorotoluron	mg/kg	-	-	-	-	-	-	-	-	-	
	Chlorovifos	mg/kg	0.002	-	-	-	-	-	-	-	-	
	Chlorpyrifos-methyl	mg/kg	0.002	-	-	-	-	-	-	-	-	
	Cyanazine	mg/kg	-	-	-	-	-	-	-	-	-	
	d-BHC	mg/kg	0.002	-	-	-	-	-	-	-	-	
	DDD	mg/kg	0.005	-	-	-	-	-	-	-	-	
	DDT	mg/kg	0.005	-	-	-	-	-	-	-	-	
	Chlorfalonil	mg/kg	0.002	-	-	-	-	-	-	-	-	
	Diazinon	mg/kg	0.001	-	-	-	-	-	-	-	-	
	Dicamba	mg/kg	-	-	-	-	-	-	-	-	-	
	Dichlobenil	mg/kg	0.001	-	-	-	-	-	-	-	-	
	cis-Permethrin	mg/kg	0.003	-	-	-	-	-	-	-	-	
	Dichlorvos	mg/kg	0.002	16	-	-	-	-	-	-	-	
	Diclofop	mg/kg	-	-	-	-	-	-	-	-	-	
	Dieldrin	mg/kg	0.005	18	-	-	-	-	-	-	-	
	Dimethoate	mg/kg	0.003	-	-	-	-	-	-	-	-	
	Dinoseb	mg/kg	-	-	-	-	-	-	-	-	-	
	Diuron	mg/kg	-	-	-	-	-	-	-	-	-	
	Endosulfan I	mg/kg	0.001	1200	-	-	-	-	-	-	-	
	Endosulfan II	mg/kg	0.01	-	-	-	-	-	-	-	-	
	Endosulfan sulphate	mg/kg	0.005	-	-	-	-	-	-	-	-	
	Endrin	mg/kg	0.003	-	-	-	-	-	-	-	-	
Endrin ketone	mg/kg	0.03	-	-	-	-	-	-	-	-		
Ethion	mg/kg	0.003	-	-	-	-	-	-	-	-		
Fenitrothion	mg/kg	0.005	-	-	-	-	-	-	-	-		
Fenithion	mg/kg	0.01	-	-	-	-	-	-	-	-		
Fluroxypyr	mg/kg	0.1	-	-	-	-	-	-	-	-		

		Field ID	OH70741-X-0.50-ES-191023	OH70741-X-1.10-ES-191023	OH70741-X-14.00-ES-191022	OH70741-X-2.00-ES-191017	OH70741-X-23.00-ES-191023	OH70741-X-23.00-ES-191023	OH70741-X-29.00-ES-191024	OH70741-X-3.00-ES-191017	OH70741-X-33.55-ES-191030	
		Location Code	OH70741	OH70741	OH70741	OH70741	OH70741	OH70741	OH70741	OH70741	OH70741	
		Sample Depth Range	0.5	1.1	14	2	23	23	29	3	33.55	
		Sample Date	23/10/2019	23/10/2019	22/10/2019	17/10/2019	23/10/2019	23/10/2019	24/10/2019	17/10/2019	30/10/2019	
		Matrix Description	LQM S4UL Public Open Space (POS) Residential - 1% SOM									
		C4SL Public Open Space (POS) Residential										
Chem Group	ChemName	output unit	EQL									
	g-BHC (Lindane)	mg/kg	0.001									
	Heptachlor	mg/kg	0.003									
	Isodrin	mg/kg	0.002									
	Isoproturon	mg/kg	-									
	Linuron	mg/kg	-									
	Malathion	mg/kg	0.002									
	2-Methyl-4-chlorophenoxyacetic acid	mg/kg	-									
	2-Methyl-4-Chlorophenoxy Butanoic Acid	mg/kg	-									
	Mecoprop	mg/kg	-									
	Methoxychlor	mg/kg	0.005									
	Methyl parathion	mg/kg	0.01									
	Mevinphos (Phosdrin)	mg/kg	0.002									
	o,p-DDD	mg/kg	0.005									
	o,p'-DDE	mg/kg	0.002									
	o,p'-Methoxychlor	mg/kg	0.05									
	Parathion	mg/kg	0.005									
	Pendimethalin	mg/kg	0.01									
	Permethrin	mg/kg	0.05									
	Permethrin II	mg/kg	0.003									
	Phorate	mg/kg	0.01									
	Priniphos-methyl	mg/kg	0.002									
	Priniphos-ethyl	mg/kg	0.002									
	Prometon	mg/kg	0.05									
	Prometryn	mg/kg	0.05									
	Pronamide	mg/kg	0.002									
	Propazine	mg/kg	0.05									
	Propiconazole	mg/kg	-									
	Propoxycarbazono-sodium	mg/kg	-									
	Simazine	mg/kg	0.05									
	Terbutryn	mg/kg	0.05									
	Terbutylazine	mg/kg	0.05									
	Phosalone	mg/kg	0.005									
	Phosphamidon	mg/kg	0.005									
	Triadimefon	mg/kg	0.002									
	Triallate	mg/kg	0.002									
	Triclopyr	mg/kg	0.1									
	Triclosan	mg/kg	-									
	Trifluralin	mg/kg	0.01									
	Tebuconazole	mg/kg	-									
	Telodrin	mg/kg	0.05									
	Triazophos	mg/kg	0.003									
SVOC TIC	SVOC TICs - Detect	Detect	-									
	Anthraquinone 9,10-	mg/kg	-									
	SVOC Tentatively Identified Compounds	mg/kg	0.1									
	Aniline	mg/kg	0.3									
VOC TIC	VOC TICs - Detect	Detect	-									
	VOC Tentatively Identified Compounds	mg/kg	0.05									
	Freon 113	mg/kg	0.005									
Other	Temperature	°C	-									
	Conductivity @ 20°C	µS/cm	14									
	% Stones <4mm	%	0									
	Fraction of non-crushable material	%	0									
	Moisture Content (dried @35°C)	%	-									
	Moisture Content 105C	%	0.1	27.1	25.9	7.8	23.6	14.8	14.8	22.3	22.7	21.1
	pH (Lab)	pH Units	1	7.7	8	7.8	9.9	8.6	8.6	8.5	10.0	8.4
	Stone Content	%	0.1	5.9	0	0	9.2	10.6	10.6	0	4.9	0
	Total Organic Carbon	%	0.02	0.54	0.51	>25	0.54	0.09	0.09	0.2	0.56	0.37

**Env Stds Comments**  
 #1:GAC is only presented as speciated chromium. 7.7mg/kg is used for hexavalent. If hexavalent chromium (CVI) data is available, a value of 1,500mg/kg r  
 #2:C4SL for lead adopted  
 #3:GAC only presented as speciated mercury. 16mg/kg is used for elemental mercury. If the CSM indicates that elemental mercury is not a CoC and mercury  
 #4:Updated S4UL for nickel  
 #5:S4UL exceeds solubility saturation limit  
 #6:Criteria derived for Al<sup>3</sup>-C16-C35 split between Al<sup>3</sup>-C16-21 & Al<sup>3</sup>-C21-35. Requires summation of fractions to use Al<sup>3</sup>-C16-C35 criteria.  
 #7:Criteria presented is for p-xylene. A separate value is presented for o-xylene.  
 #8:S4UL based on a threshold protective of direct skin contact with phenol

**Legend**

38.2	Results exceeds GAC.
<50	Results MDL is greater than GAC.
NAD	No asbestos detected.
-	Determinand has not been tested for.

**Notes**  
 A range is given where a determinand has been analysed for by more than one method.



Chem Group	ChemName	output unit	EQL	Matrix Description										
				LQM S4UL Public Open Space (POS) Residential - 1% SOM										
				OH07041-X-4.00-ES-191017 OH07041 4	OH07041-X-45.05-ES-191031 OH07041 45.05	OH07041-X-5.00-ES-191017 OH07041 5	OH07041-X-6.00-ES-191017 OH07041 6	OH07041-X-7.00-ES-191017 OH07041 7	OH06002-X-26.00-ES-200310 OH06002 26	TP08004-X-0.05-ES-191212 TP08004 0.05	TP08004-X-1.00-ES-191212 TP08004 1	TP08004-X-2.10-ES-191212 TP08004 2.1		
C4SL Public Open Space (POS) Residential				17/10/2019	31/10/2019	17/10/2019	17/10/2019	17/10/2019	17/10/2019	10/03/2020	12/12/2019	12/12/2019	12/12/2019	
TPH	>C6-C8	mg/kg	0.02	-	-	-	-	-	-	-	<0.2	<0.2	<0.2	
	>C6-C7	mg/kg	0.02	-	-	-	-	-	-	-	<0.2	<0.2	<0.2	
	>C7-C8	mg/kg	0.02	-	-	-	-	-	-	-	<0.2	<0.2	<0.2	
	>C6-C9	mg/kg	0.2	<0.2	-	<0.2	<0.2	<0.2	<0.2	<0.2	<0.2	<0.2	<0.2	
	>C8-C10	mg/kg	0.02	<2	<2	<2	<2	<2	<2	<2	<0.2	<0.2	<0.2	
	>C10-C12	mg/kg	0.02	<2	<2	<2	<2	<2	<2	<2	-	-	-	
	>C12-C16	mg/kg	2	<2	<2	<2	<2	<2	<2	<2	-	-	-	
	>C16-C21	mg/kg	2	5.95	<2	3.54	<2	4.12	5.3	<2	-	-	-	
	>C21-C28	mg/kg	35	-	-	-	-	-	-	-	-	-	-	
	>C21-C35	mg/kg	4.38	28.9	8.9	26.5	27.6	51.3	7.71	-	-	-	-	
	>C28-C35	mg/kg	35	-	-	-	-	-	-	-	-	-	-	
	>C31-C40	mg/kg	10	32.4	10.4	28.1	29.5	61.5	<10	-	-	-	-	
	>C35-C40	mg/kg	35	-	-	-	-	-	-	-	-	-	-	
	GRO >C5-10	mg/kg	0.02	-	-	-	-	-	-	-	-	-	-	
	TPH >C8-C40	mg/kg	10	<40.1	<12.7	<33.2	<35.7	<69.4	<10.5	-	-	-	-	
	EPH >C5-40	mg/kg	35	-	-	-	-	-	-	-	-	-	-	
	EPH >C10-40	mg/kg	35	-	-	-	-	-	-	-	-	-	-	
	GRO	mg/kg	0.2	-	-	-	-	-	-	-	<0.2	<0.2	<0.2	
	GRO >C5-12	mg/kg	0.1	-	-	-	-	-	-	-	-	-	-	
	TPH by GC/ED (AR)	mg/kg	10	40	12.6	33	35.6	69.3	10.3	-	-	-	-	
BTEX and MTE	Benzene	mg/kg	0.001	140	72	-	-	-	-	-	<0.001	<0.001	<0.001	
	Toluene	mg/kg	0.005	-	56000	-	-	-	-	-	<0.005	<0.005	<0.005	
	Ethylbenzene	mg/kg	0.002	-	24000	-	-	-	-	-	<0.01	<0.01	<0.01	
	Xylene (m & o)	mg/kg	0.004	-	41000	-	-	-	-	-	<0.004	0.005	<0.004	
	Xylene (o)	mg/kg	0.002	-	41000	-	-	-	-	-	<0.002	0.002	<0.002	
	Xylene Total	mg/kg	0.02	-	-	-	-	-	-	-	<0.03	<0.03	<0.03	
	MTE	mg/kg	0.001	-	-	-	-	-	-	-	-	-	-	
	Total BTEX	mg/kg	0.04	-	-	-	-	-	-	-	-	-	-	
VOC	Styrene	mg/kg	0.001	-	-	-	-	-	-	-	-	-	-	
	cis-1,3-dichloroethene	mg/kg	0.001	-	-	-	-	-	-	-	-	-	-	
	trans-1,3-dichloroethene	mg/kg	0.001	-	-	-	-	-	-	-	-	-	-	
	1,1,1,2-tetrachloroethane	mg/kg	0.001	1400	-	-	-	-	-	-	-	-	-	
	1,1,1-trichloroethane	mg/kg	0.001	140000	-	-	-	-	-	-	-	-	-	
	1,1,2,2-tetrachloroethane	mg/kg	0.001	1400	-	-	-	-	-	-	-	-	-	
	1,1,2-dichloroethane	mg/kg	0.001	-	-	-	-	-	-	-	-	-	-	
	1,1-dichloroethane	mg/kg	0.001	-	-	-	-	-	-	-	-	-	-	
	1,1-dichloroethene	mg/kg	0.001	-	-	-	-	-	-	-	-	-	-	
	1,1-dichloropropane	mg/kg	0.001	-	-	-	-	-	-	-	-	-	-	
	1,2-dichloropropane	mg/kg	0.001	-	-	-	-	-	-	-	-	-	-	
	1,2-dibromo-3-chloropropane	mg/kg	0.001	-	-	-	-	-	-	-	-	-	-	
	1,2-dibromoethane	mg/kg	0.001	-	-	-	-	-	-	-	-	-	-	
	1,2-dichloroethane	mg/kg	0.001	29	-	-	-	-	-	-	-	-	-	
	1,2-dichloroethene	mg/kg	0.001	-	-	-	-	-	-	-	-	-	-	
	1,3,5-trimethylbenzene	mg/kg	0.001	-	-	-	-	-	-	-	-	-	-	
	1,3-dichloropropane	mg/kg	0.001	-	-	-	-	-	-	-	-	-	-	
	2,2-dichloropropane	mg/kg	0.001	-	-	-	-	-	-	-	-	-	-	
	2-chlorotoluene	mg/kg	0.001	-	-	-	-	-	-	-	-	-	-	
	4-chlorotoluene	mg/kg	0.001	-	-	-	-	-	-	-	-	-	-	
	Bromobenzene	mg/kg	0.001	-	-	-	-	-	-	-	-	-	-	
	Bromochloromethane	mg/kg	0.001	-	-	-	-	-	-	-	-	-	-	
	Bromodichloromethane	mg/kg	0.001	-	-	-	-	-	-	-	-	-	-	
	Bromoforn	mg/kg	0.001	-	-	-	-	-	-	-	-	-	-	
	Bromomethane	mg/kg	0.001	-	-	-	-	-	-	-	-	-	-	
	Carbon disulfide	mg/kg	0.007	11000	-	-	-	-	-	-	-	-	-	
	Carbon tetrachloride	mg/kg	0.001	890	-	-	-	-	-	-	-	-	-	
	Chlorobromomethane	mg/kg	0.001	-	-	-	-	-	-	-	-	-	-	
	Chloroethane	mg/kg	0.002	-	-	-	-	-	-	-	-	-	-	
	Chloroform	mg/kg	0.001	2500	-	-	-	-	-	-	-	-	-	
	Chloromethane	mg/kg	0.003	-	-	-	-	-	-	-	-	-	-	
	cis-1,2-dichloroethene	mg/kg	0.005	-	-	-	-	-	-	-	-	-	-	
	Dibromomethane	mg/kg	0.001	-	-	-	-	-	-	-	-	-	-	
	Dichlorodifluoromethane	mg/kg	0.001	-	-	-	-	-	-	-	-	-	-	
	Dichloromethane	mg/kg	0.01	-	-	-	-	-	-	-	-	-	-	
	Isopropylbenzene	mg/kg	0.001	-	-	-	-	-	-	-	-	-	-	
	n-butylbenzene	mg/kg	0.001	-	-	-	-	-	-	-	-	-	-	
	n-propylbenzene	mg/kg	0.001	-	-	-	-	-	-	-	-	-	-	
	p-isocrotyltoluene	mg/kg	0.001	-	-	-	-	-	-	-	-	-	-	
	sec-butylbenzene	mg/kg	0.001	-	-	-	-	-	-	-	-	-	-	
	Trichloroethene	mg/kg	0.001	120	-	-	-	-	-	-	-	-	-	
	tert-butylbenzene	mg/kg	0.001	-	-	-	-	-	-	-	-	-	-	
	Tetrachloroethene	mg/kg	0.003	1400	-	-	-	-	-	-	-	-	-	
	trans-1,2-dichloroethene	mg/kg	0.001	-	-	-	-	-	-	-	-	-	-	
	Trichlorofluoromethane	mg/kg	0.001	-	-	-	-	-	-	-	-	-	-	
	Vinyl chloride	mg/kg	0.001	3.5	-	-	-	-	-	-	-	-	-	
VOC/SVOC	tert-Amyl methyl ether	mg/kg	0.01	-	-	-	-	-	-	-	-	-	-	
	1,2,3-trichlorobenzene	mg/kg	0.001	-	-	-	-	-	-	-	-	-	-	
	1,2,4-trichlorobenzene	mg/kg	0.003	-	-	-	-	-	-	-	-	-	-	
	1,2-dichlorobenzene	mg/kg	0.001	-	-	-	-	-	-	-	-	-	-	
	1,3,5-Trichlorobenzene	mg/kg	0.001	-	-	-	-	-	-	-	-	-	-	
	1,3-dichlorobenzene	mg/kg	0.001	-	-	-	-	-	-	-	-	-	-	
	1,4-dichlorobenzene	mg/kg	0.001	-	-	-	-	-	-	-	-	-	-	
	Chlorobenzene	mg/kg	0.001	11000	-	-	-	-	-	-	-	-	-	
	Hexachlorobutadiene	mg/kg	0.002	25	-	-	-	-	-	-	-	-	-	



		Field ID	OH7041-X-4.00-ES-191017	OH7041-X-4.05-ES-191031	OH7041-X-5.00-ES-191017	OH7041-X-6.00-ES-191017	OH7041-X-7.00-ES-191017	OH06002-X-26.00-ES-200310	TP08004-X-0.05-ES-191212	TP08004-X-1.00-ES-191212	TP08004-X-2.10-ES-191212	
		Location Code	OH7041	OH7041	OH7041	OH7041	OH7041	OH06002	TP08004	TP08004	TP08004	
		Sample Depth Range	4	45.05	5	6	7	26	0.05	1	2.1	
		Sampled Date Time	17/10/2019	31/10/2019	17/10/2019	17/10/2019	17/10/2019	10/03/2020	12/12/2019	12/12/2019	12/12/2019	
		Matrix Description	LQM S4UL Public Open Space (POS) Residential - 1% SOM									
		C4SL Public Open Space (POS) Residential										
Chem Group	ChemName	output unit	EQL									
SVOC	Benzyl alcohol	mg/kg	0.5	-	-	-	-	-	-	-	-	
	Diphenyl ether	mg/kg	0.1	-	-	-	-	-	-	-	-	
	4-bromophenyl phenyl ether	mg/kg	0.1	-	-	-	-	-	-	-	-	
	4-nitroaniline	mg/kg	0.1	-	-	-	-	-	-	-	-	
	4-nitrophenol	mg/kg	0.1	-	-	-	-	-	-	-	-	
	1,1-Biohexyl	mg/kg	0.1	-	-	-	-	-	-	-	-	
	1,2,3,4-tetrachlorobenzene	mg/kg	0.001	830	-	-	-	-	-	-	-	
	1-Methylnaphthalene	mg/kg	0.1	-	-	-	-	-	-	-	-	
	2,4,5-trichlorophenol	mg/kg	0.1	-	-	-	-	-	-	-	-	
	2,4,6-trichlorophenol	mg/kg	0.1	-	-	-	-	-	-	-	-	
	2,4-dichlorophenol	mg/kg	0.1	-	-	-	-	-	-	-	-	
	2,4-dimethylphenol	mg/kg	0.1	-	-	-	-	-	-	-	-	
	2,4-dinitrophenol	mg/kg	0.5	-	-	-	-	-	-	-	-	
	2,4-dinitrotoluene	mg/kg	0.1	-	-	-	-	-	-	-	-	
	2,6-dinitrotoluene	mg/kg	0.1	-	-	-	-	-	-	-	-	
	2-chloronaphthalene	mg/kg	0.1	-	-	-	-	-	-	-	-	
	2-chlorophenol	mg/kg	0.1	-	-	-	-	-	-	-	-	
	2-methylnaphthalene	mg/kg	0.1	-	-	-	-	-	-	-	-	
	2-methylphenol	mg/kg	0.1	-	-	-	-	-	-	-	-	
	2-nitroaniline	mg/kg	0.1	-	-	-	-	-	-	-	-	
	2-nitrophenol	mg/kg	0.1	-	-	-	-	-	-	-	-	
	3-nitroaniline	mg/kg	0.1	-	-	-	-	-	-	-	-	
	4,6-Dinitro-2-methylphenol	mg/kg	0.2	-	-	-	-	-	-	-	-	
	4-chloro-3-methylphenol	mg/kg	0.1	-	-	-	-	-	-	-	-	
	4-chloroaniline	mg/kg	0.1	-	-	-	-	-	-	-	-	
	4-chlorophenol	mg/kg	0.5	620	-	-	-	-	-	-	-	
	4-chlorophenyl phenyl ether	mg/kg	0.1	-	-	-	-	-	-	-	-	
	4-methylphenol	mg/kg	0.1	-	-	-	-	-	-	-	-	
	Azobenzene	mg/kg	0.1	-	-	-	-	-	-	-	-	
	Benzoic Acid	mg/kg	0.5	-	-	-	-	-	-	-	-	
	Bis(2-chlorophenoxy) methane	mg/kg	0.1	-	-	-	-	-	-	-	-	
	Bis(2-chloroethyl) ether	mg/kg	0.1	-	-	-	-	-	-	-	-	
	Bis(2-chloroisopropyl) ether	mg/kg	0.1	-	-	-	-	-	-	-	-	
	Bis(2-ethylhexyl) phthalate	mg/kg	0.1	-	-	-	-	-	-	-	-	
	Butyl benzyl phthalate	mg/kg	0.1	-	-	-	-	-	-	-	-	
	Carbazole	mg/kg	0.1	-	-	-	-	-	-	-	-	
	Dibenzofuran	mg/kg	0.1	-	-	-	-	-	-	-	-	
	Diethylphthalate	mg/kg	0.1	-	-	-	-	-	-	-	-	
	Dimethyl phthalate	mg/kg	0.1	-	-	-	-	-	-	-	-	
	Di-n-butyl phthalate	mg/kg	0.1	-	-	-	-	-	-	-	-	
	Di-n-octyl phthalate	mg/kg	0.1	-	-	-	-	-	-	-	-	
	Hexachlorobenzene	mg/kg	0.002	16	-	-	-	-	-	-	-	
	Hexachlorocyclopentadiene	mg/kg	0.1	-	-	-	-	-	-	-	-	
	Hexachloroethane	mg/kg	0.1	-	-	-	-	-	-	-	-	
	Isophorone	mg/kg	0.1	-	-	-	-	-	-	-	-	
	Nitrobenzene	mg/kg	0.1	-	-	-	-	-	-	-	-	
	N-nitrosodipropylamine	mg/kg	0.1	-	-	-	-	-	-	-	-	
n-Nitrosodiphenylamine	mg/kg	0.1	-	-	-	-	-	-	-	-		
Pentachlorobenzene	mg/kg	0.001	100	-	-	-	-	-	-	-		
Pentachloronitrobenzene	mg/kg	0.05	-	-	-	-	-	-	-	-		
Pentachlorophenol	mg/kg	0.1	60	-	-	-	-	-	-	-		
PCB	PCB-110	mg/kg	-	-	-	-	-	-	-	-	-	
	PCB-128	mg/kg	-	-	-	-	-	-	-	-	-	
	PCB-141	mg/kg	-	-	-	-	-	-	-	-	-	
	PCB-149	mg/kg	-	-	-	-	-	-	-	-	-	
	PCB-151	mg/kg	-	-	-	-	-	-	-	-	-	
	PCB-158	mg/kg	-	-	-	-	-	-	-	-	-	
	PCB-170	mg/kg	-	-	-	-	-	-	-	-	-	
	PCB-18	mg/kg	-	-	-	-	-	-	-	-	-	
	PCB-183	mg/kg	-	-	-	-	-	-	-	-	-	
	PCB-187	mg/kg	-	-	-	-	-	-	-	-	-	
	PCB-194	mg/kg	-	-	-	-	-	-	-	-	-	
	PCB-31	mg/kg	-	-	-	-	-	-	-	-	-	
	PCB-44	mg/kg	-	-	-	-	-	-	-	-	-	
	PCB-49	mg/kg	-	-	-	-	-	-	-	-	-	
	2,2,4,4-tetrachloro-1,1-Biphenyl	mg/kg	-	-	-	-	-	-	-	-	-	
	2,3,4,4-tetrachloro-1,1-Biphenyl	mg/kg	-	-	-	-	-	-	-	-	-	
	Heptachlorobiphenyl, 2,3,3,4,4,5,5- (PCB 189)	mg/kg	0.003	-	-	-	-	-	-	<0.005	<0.005	<0.005
	Hexachlorobiphenyl, 2,3,3,4,4,5- (PCB 156)	mg/kg	0.003	-	-	-	-	-	-	<0.005	<0.005	<0.005
	Hexachlorobiphenyl, 2,3,3,4,4,5- (PCB 157)	mg/kg	0.003	-	-	-	-	-	-	<0.005	<0.005	<0.005
	Hexachlorobiphenyl, 2,3,4,4,5,5- (PCB 167)	mg/kg	0.003	-	-	-	-	-	-	<0.005	<0.005	<0.005
	Hexachlorobiphenyl, 3,3,4,4,5,5- (PCB 169)	mg/kg	0.003	-	-	-	-	-	-	<0.005	<0.005	<0.005
	PCB 101	mg/kg	0.003	-	-	-	-	-	-	0.0105	0.00669	<0.005
	PCB 118	mg/kg	0.003	-	-	-	-	-	-	<0.005	<0.005	<0.005
	PCB 138	mg/kg	0.003	-	-	-	-	-	-	0.0217	0.00973	<0.005
	PCB 153	mg/kg	0.003	-	-	-	-	-	-	0.0176	0.0101	<0.005
	PCB 180	mg/kg	0.003	-	-	-	-	-	-	<0.005	<0.005	<0.005
	PCB 26	mg/kg	0.003	-	-	-	-	-	-	<0.005	<0.005	<0.005
PCB 52	mg/kg	0.003	-	-	-	-	-	-	0.00621	<0.005	<0.005	
Pentachlorobiphenyl, 2,3,3,4,4- (PCB 105)	mg/kg	0.003	-	-	-	-	-	-	0.00584	<0.005	<0.005	
Pentachlorobiphenyl, 2,3,4,4,5- (PCB 114)	mg/kg	0.003	-	-	-	-	-	-	<0.005	<0.005	<0.005	
Pentachlorobiphenyl, 2,3,4,4,5- (PCB 123)	mg/kg	0.003	-	-	-	-	-	-	<0.005	<0.005	<0.005	
Pentachlorobiphenyl, 3,3,4,4,5- (PCB 126)	mg/kg	0.003	-	-	-	-	-	-	<0.005	<0.005	<0.005	
Tetrachlorobiphenyl, 3,3,4,4- (PCB 77)	mg/kg	0.003	-	-	-	-	-	-	<0.005	<0.005	<0.005	
Tetrachlorobiphenyl, 3,4,4,5- (PCB 81)	mg/kg	0.003	-	-	-	-	-	-	<0.005	<0.005	<0.005	
Total PCB 7 congeners	mg/kg	0.021	-	-	-	-	-	-	-	-	-	
Total PCB WHO 12	mg/kg	0.036	-	-	-	-	-	-	-	-	-	

		Field ID	OH07041-X-4.00-ES-191017	OH07041-X-45.05-ES-191031	OH07041-X-5.00-ES-191017	OH07041-X-6.00-ES-191017	OH07041-X-7.00-ES-191017	OH06002-X-26.00-ES-200310	TP08004-X-0.05-ES-191212	TP08004-X-1.00-ES-191212	TP08004-X-2.10-ES-191212
		Location Code	OH07041	OH07041	OH07041	OH07041	OH07041	OH06002	TP08004	TP08004	TP08004
		Sample Depth Range	4	45.05	5	6	7	26	0.05	1	2.1
		Sample Date	17/10/2019	31/10/2019	17/10/2019	17/10/2019	17/10/2019	10/03/2020	12/12/2019	12/12/2019	12/12/2019
		Matrix Description	LQM S4UL Public Open Space (POS) Residential - 1% SOM								
		C4SL Public Open Space (POS) Residential									
Chem Group	ChemName	output unit	EQL								
Phenolics	Xenonols	mg/kg	0.015	-	-	-	-	-	-	-	-
	Phenol Index	mg/kg	0.5	<0.5	<0.5	<0.5	<0.5	<0.5	<0.5	<0.5	<0.5
	3-84-methylphenol	mg/kg	0.1	-	-	-	-	-	-	-	-
	Cresol Total	mg/kg	0.01	-	-	-	-	-	-	-	-
	Phenol	mg/kg	0.01	-	-	-	-	-	-	-	-
Organotins	Phenols Monochydric	mg/kg	0.035	-	-	-	-	-	-	-	-
	Dibutyltin	mg/kg	-	-	-	-	-	-	-	-	-
	Monophenyltin	mg/kg	-	-	-	-	-	-	-	-	-
	Diphenyltin	mg/kg	-	-	-	-	-	-	-	-	-
	Monobutyltin	mg/kg	-	-	-	-	-	-	-	-	-
Pesticides	Tetrabutyltin	mg/kg	-	-	-	-	-	-	-	-	-
	Tributyltin	mg/kg	0.001	-	-	-	-	-	<0.005	<0.005	<0.005
	Triphenyltin	mg/kg	-	-	-	-	-	-	-	-	-
	Ethionphos	mg/kg	0.002	-	-	-	-	-	-	-	-
	Heptachlor epoxide	mg/kg	0.002	-	-	-	-	-	-	-	-
Pesticides	Methachlorphos	mg/kg	0.002	-	-	-	-	-	-	-	-
	Propetamphos	mg/kg	0.002	-	-	-	-	-	-	-	-
	Simetryn	mg/kg	0.05	-	-	-	-	-	-	-	-
	Sodium Acifluorfen	mg/kg	-	-	-	-	-	-	-	-	-
	Tetraazene	mg/kg	0.003	-	-	-	-	-	-	-	-
	2,4,5-TP (Silvex)	mg/kg	-	-	-	-	-	-	-	-	-
	Hedonal	mg/kg	-	-	-	-	-	-	-	-	-
	2,4-DDT	mg/kg	0.003	-	-	-	-	-	-	-	-
	2,4-Dichloroac	mg/kg	-	-	-	-	-	-	-	-	-
	4-(2,4-Dichlorophenoxy)butyric Acid (2,4-DB)	mg/kg	-	-	-	-	-	-	-	-	-
	4,4-DDE	mg/kg	0.005	-	-	-	-	-	-	-	-
	4-Chlorophenoxy acetic acid	mg/kg	-	-	-	-	-	-	-	-	-
	a-BHC	mg/kg	0.002	24	-	-	-	-	-	-	-
	Aldrin	mg/kg	0.002	18	-	-	-	-	-	-	-
	Ametryn	mg/kg	0.05	-	-	-	-	-	-	-	-
	Acetyl (hexenil)	mg/kg	-	-	-	-	-	-	-	-	-
	Atraton	mg/kg	0.05	-	-	-	-	-	-	-	-
	Atrazine	mg/kg	0.05	1200	-	-	-	-	-	-	-
	Azinophos methyl	mg/kg	0.005	-	-	-	-	-	-	-	-
	b-BHC	mg/kg	0.002	8.1	-	-	-	-	-	-	-
	Bentazone	mg/kg	0.1	-	-	-	-	-	-	-	-
	Bromoxnill	mg/kg	-	-	-	-	-	-	-	-	-
	Carboethion	mg/kg	0.003	-	-	-	-	-	-	-	-
	chloridane	mg/kg	0.002	-	-	-	-	-	-	-	-
	Chlordane (cis)	mg/kg	0.002	-	-	-	-	-	-	-	-
	Azinphos Ethyl	mg/kg	0.005	-	-	-	-	-	-	-	-
	Chlordane (trans)	mg/kg	0.05	-	-	-	-	-	-	-	-
	Chlorfenvinphos	mg/kg	0.003	-	-	-	-	-	-	-	-
	Chlorotoluron	mg/kg	-	-	-	-	-	-	-	-	-
	Chlorovifos	mg/kg	0.002	-	-	-	-	-	-	-	-
	Chlorpyrifos-methyl	mg/kg	0.002	-	-	-	-	-	-	-	-
	Cyanazine	mg/kg	-	-	-	-	-	-	-	-	-
	d-BHC	mg/kg	0.002	-	-	-	-	-	-	-	-
	DDD	mg/kg	0.005	-	-	-	-	-	-	-	-
	DDT	mg/kg	0.005	-	-	-	-	-	-	-	-
	Chlorothalonil	mg/kg	0.002	-	-	-	-	-	-	-	-
	Diazinon	mg/kg	0.001	-	-	-	-	-	-	-	-
	Dicamba	mg/kg	-	-	-	-	-	-	-	-	-
	Dichlobenil	mg/kg	0.001	-	-	-	-	-	-	-	-
	cis-Permethrin	mg/kg	0.003	-	-	-	-	-	-	-	-
	Dichlorvos	mg/kg	0.002	16	-	-	-	-	-	-	-
	Diclofop	mg/kg	-	-	-	-	-	-	-	-	-
	Dieldrin	mg/kg	0.005	18	-	-	-	-	-	-	-
	Dimethoate	mg/kg	0.003	-	-	-	-	-	-	-	-
	Dinoseb	mg/kg	-	-	-	-	-	-	-	-	-
	Diuron	mg/kg	-	-	-	-	-	-	-	-	-
	Endosulfan I	mg/kg	0.001	1200	-	-	-	-	-	-	-
	Endosulfan II	mg/kg	0.01	-	-	-	-	-	-	-	-
	Endosulfan sulphate	mg/kg	0.005	-	-	-	-	-	-	-	-
	Endrin	mg/kg	0.003	-	-	-	-	-	-	-	-
Endrin ketone	mg/kg	0.03	-	-	-	-	-	-	-	-	
Ethion	mg/kg	0.003	-	-	-	-	-	-	-	-	
Fenitrothion	mg/kg	0.005	-	-	-	-	-	-	-	-	
Fenthion	mg/kg	0.01	-	-	-	-	-	-	-	-	
Fluroxypyr	mg/kg	0.1	-	-	-	-	-	-	-	-	

		Field ID	OH07041-X-4.00-ES-191017	OH07041-X-4.05-ES-191031	OH07041-X-5.00-ES-191017	OH07041-X-6.00-ES-191017	OH07041-X-7.00-ES-191017	OH06002-X-26.00-ES-200310	TP08004-X-0.05-ES-191212	TP08004-X-1.00-ES-191212	TP08004-X-2.10-ES-191212	
		Location Code	OH07041	OH07041	OH07041	OH07041	OH07041	OH06002	TP08004	TP08004	TP08004	
		Sample Depth Range	4	45.05	5	6	7	26	0.05	1	2.1	
		Sample Date Time	17/10/2019	31/10/2019	17/10/2019	17/10/2019	17/10/2019	10/03/2020	12/12/2019	12/12/2019	12/12/2019	
		Matrix Description	LQM S4UL Public Open Space (POS) Residential - 1% SOM									
		C4SL Public Open Space (POS) Residential										
Chem Group	ChemName	output unit	EQL									
	o-BHC (Lindane)	mg/kg	0.001	-	-	-	-	-	-	-	-	
	Heptachlor	mg/kg	0.003	-	-	-	-	-	-	-	-	
	Isodrin	mg/kg	0.002	-	-	-	-	-	-	-	-	
	Isoproturon	mg/kg	-	-	-	-	-	-	-	-	-	
	Linuron	mg/kg	-	-	-	-	-	-	-	-	-	
	Malathion	mg/kg	0.002	-	-	-	-	-	-	-	-	
	2-Methyl-4-chlorophenoxyacetic acid	mg/kg	-	-	-	-	-	-	-	-	-	
	2-Methyl-4-Chlorophenoxy Butanoic Acid	mg/kg	-	-	-	-	-	-	-	-	-	
	Mecoprop	mg/kg	-	-	-	-	-	-	-	-	-	
	Methoxychlor	mg/kg	0.005	-	-	-	-	-	-	-	-	
	Methyl carathion	mg/kg	0.01	-	-	-	-	-	-	-	-	
	Mevinphos (Phosdrin)	mg/kg	0.002	-	-	-	-	-	-	-	-	
	o,p-DDD	mg/kg	0.005	-	-	-	-	-	-	-	-	
	o,p'-DDE	mg/kg	0.002	-	-	-	-	-	-	-	-	
	o,p'-Methoxychlor	mg/kg	0.05	-	-	-	-	-	-	-	-	
	Parathion	mg/kg	0.005	-	-	-	-	-	-	-	-	
	Pendimethalin	mg/kg	0.01	-	-	-	-	-	-	-	-	
	Permethrin	mg/kg	0.05	-	-	-	-	-	-	-	-	
	Permethrin II	mg/kg	0.003	-	-	-	-	-	-	-	-	
	Phorate	mg/kg	0.01	-	-	-	-	-	-	-	-	
	Priniphos-methyl	mg/kg	0.002	-	-	-	-	-	-	-	-	
	Priniphos-ethyl	mg/kg	0.002	-	-	-	-	-	-	-	-	
	Prometon	mg/kg	0.05	-	-	-	-	-	-	-	-	
	Prometryn	mg/kg	0.05	-	-	-	-	-	-	-	-	
	Pronamide	mg/kg	0.002	-	-	-	-	-	-	-	-	
	Propazine	mg/kg	0.05	-	-	-	-	-	-	-	-	
	Propiconazole	mg/kg	-	-	-	-	-	-	-	-	-	
	Propoxycarbazono-sodium	mg/kg	-	-	-	-	-	-	-	-	-	
	Simazine	mg/kg	0.05	-	-	-	-	-	-	-	-	
	Terbutryn	mg/kg	0.05	-	-	-	-	-	-	-	-	
	Terbutylazine	mg/kg	0.05	-	-	-	-	-	-	-	-	
	Phoxalone	mg/kg	0.005	-	-	-	-	-	-	-	-	
	Phosphamidon	mg/kg	0.005	-	-	-	-	-	-	-	-	
	Triadimefon	mg/kg	0.002	-	-	-	-	-	-	-	-	
	Triallate	mg/kg	0.002	-	-	-	-	-	-	-	-	
	Triclopyr	mg/kg	0.1	-	-	-	-	-	-	-	-	
	Tricosan	mg/kg	-	-	-	-	-	-	-	-	-	
	Trifluralin	mg/kg	0.01	-	-	-	-	-	-	-	-	
	Tebuconazole	mg/kg	-	-	-	-	-	-	-	-	-	
	Telodrin	mg/kg	0.05	-	-	-	-	-	-	-	-	
	Triazophos	mg/kg	0.003	-	-	-	-	-	-	-	-	
SVOC TIC	SVOC TICs - Detect	Detect	-	-	-	-	-	-	-	-	-	
	Anthraquinone 9,10-	mg/kg	-	-	-	-	-	-	-	-	-	
	SVOC Tentatively Identified Compounds	mg/kg	0.1	-	-	-	-	-	-	-	-	
	Aniline	mg/kg	0.3	-	-	-	-	-	-	-	-	
VOC TIC	VOC TICs - Detect	Detect	-	-	-	-	-	-	-	-	-	
	VOC Tentatively Identified Compounds	mg/kg	0.05	-	-	-	-	-	-	-	-	
	Freon 113	mg/kg	0.005	-	-	-	-	-	-	-	-	
Other	Temperature	°C	-	-	-	-	-	-	-	-	-	
	Conductivity @ 20°C	µS/cm	14	-	-	-	-	-	-	-	-	
	% Stones >4mm	%	-	100	0	0	0	65.6	67.3	73.8	67.6	
	Fraction of non-crushable material	%	-	100	0	0	0	0	0	0	0	
	Moisture Content (dried @35°C)	%	-	-	-	-	-	-	-	-	-	
	Moisture Content 105C	%	0.1	27.6	21.8	18.4	28.7	7.6	15.8	18	15	
	pH (Lab)	pH Units	1	8.1	8.2	7.7	7.1	7.4	9	8.9	8.8	
	Stone Content	%	0.1	0	8.3	0	0	14.3	5.3	0	4.1	
	Total Organic Carbon	%	0.02	0.48	0.28	2.58	1.92	2.45	0.09	2.7	3.67	

**Env Stds Comments**  
 #1:GAC is only presented as speciated chromium. 7.7mg/kg is used for hexavalent. If hexavalent chromium (CVI) data is available, a value of 1,500mg/kg r  
 #2:C4SL for lead adopted  
 #3:GAC only presented as speciated mercury. 16mg/kg is used for elemental mercury. If the CSM indicates that elemental mercury is not a CoC and mercury  
 #4:Updated S4UL for nickel  
 #5:S4UL exceeds solubility saturation limit  
 #6:Criteria derived for Al<sup>3</sup>-C16-C35 split between Al<sup>3</sup>-C16-21 & Al<sup>3</sup>-C21-35. Requires summation of fractions to use Al<sup>3</sup>-C16-C35 criteria.  
 #7:Criteria presented is for p-xylene. A separate value is presented for o-xylene.  
 #8:S4UL based on a threshold protective of direct skin contact with phenol

**Legend**

38.2	Results exceeds GAC.
<50	Results MDL is greater than GAC.
NAD	No asbestos detected.
-	Determinand has not been tested for.

**Notes**  
 A range is given where a determinand has been analysed for by more than one method.

Chem Group	ChemName	output unit	EQL	Field ID	Matrix Description																	
					TP08007-X-0.05-ES-191213		TP08007-X-0.30-ES-191213		WS08001-X-0.05-ES-190913		WS08001-X-0.50-ES-190913		WS08001-X-2.00-ES-190913		WS08003-X-0.05-ES-191009		WS08003-X-0.60-ES-191009		WS08003-X-1.20-ES-190912		WS08003-X-1.85-ES-190912	
					TP08007	TP08007	WS08001	WS08001	WS08001	WS08001	WS08003	WS08003	WS08003	WS08003	WS08003	WS08003	WS08003	WS08003	WS08003	WS08003	WS08003	
					13/12/2019	13/12/2019	13/09/2019	13/09/2019	13/09/2019	13/09/2019	09/10/2019	09/10/2019	09/10/2019	09/10/2019	12/09/2019	12/09/2019	12/09/2019	12/09/2019				
					C4SL Public Open Space (POS) Residential																	
					LOM S4UL Public Open Space (POS) Residential - 1% SOM																	
Chem Group	ChemName	output unit	EQL																			
Anthrax	Detection of Anthrax (Bacillus Anthracis)	Not isolated																				
Metals	Antimony	mg/kg	0.1		0.8	0.3																
	Arsenic	mg/kg	0.3	79	15.5	28.9	20.2	21.9	14.9	21.4	14.9	21.4	14.9	15.8	14.4							
	Boron	mg/kg	0.5	21000	9.8	4.85	3.33	4.86	2.73	3.77	3.17	3.94										
	Cadmium	mg/kg	0.02	220	0.36	0.15	0.52	0.339	0.212	0.416	0.233	0.208	0.208									
	Chromium (hexavalent)	mg/kg	0.1	21	7.7	0.2	<0.1	<0.6	<0.6	<0.6	<0.6	<0.6	<0.6									
	Chromium	mg/kg	0.5	21	32.7	32.7	73.2	48.7	22.1	103	37.2	24.3	21.5									
	Cobalt	mg/kg	0.1																			
	Copper	mg/kg	0.5	12000	16.4	13.2	18.6	12.9	8.89	32.8	11.5	11.3	12.5									
	Lead	mg/kg	0.5	630	45.7	16.9	43.1	27	12.1	62.6	19.6	19	14.8									
	Mercury	mg/kg	0.1		<0.1	<0.14	<0.14	<0.14	<0.14	<0.14	<0.14	<0.14	<0.14									
	Molybdenum	mg/kg	0.1		0.6	0.7																
	Nickel	mg/kg	0.2	23000	27	24.2	27.4	29.9	21.3	27.1	32.1	23.5	24									
	Selenium	mg/kg	0.5	1100	0.6	0.6	<1	<1	<1	<1	<1	<1	<1									
	Vanadium	mg/kg	0.2	2000	58.2	61.5																
	Zinc	mg/kg	1.9	81000	81.7																	
Asbestos	Anthophyllite	Detect					115	100	60.7	158	81.3	65.9	72.3									
	Asbestos Containing Material	Detect																				
	Asbestos Analysis Comments						Detected															
	Asbestos FCOM Quantification	%	0.001				<0.001															
	Asbestos Quantification Total	%	0.001				<0.001															
	Asbestos: Actinolite	Detect						NAD	NAD	NAD	NAD	NAD	NAD									
	Additional Asbestos Components (Using TM048)	Comment					Detected															
	Crocidolite Asbestos	Detect						NAD	NAD	NAD	NAD	NAD	NAD									
	Asbestos Gravimetric Quantification	%	0.001				<0.001															
	Asbestos ID (Stage 1)	Detect		NAD	NAD		Detected		NAD	NAD	NAD	NAD	NAD									
	Chrysotile Asbestos	Detect						NAD	NAD	NAD	NAD	NAD	NAD									
	Amosite Asbestos	Detect						NAD	NAD	NAD	NAD	NAD	NAD									
	Non-Asbestos Fibre	Detect						NAD	NAD	NAD	NAD	NAD	NAD									
	Tremolite	Detect						NAD	NAD	NAD	NAD	NAD	NAD									
Inorganics	Ammoniacal Nitrogen as N	mg/kg	12																			
	Cyanide (Free)	mg/kg	0.5		<0.5	<0.5	<1	<1	<1	<1	<1	<1	<1									
	Cyanide Total	mg/kg	0.5		<0.5	<0.5	<1	<1	<1	<1	<1	<1	<1									
	Cyanides-complex	mg/kg	1				<1	<1	<1	<1	<1	<1	<1									
	Phosphorus	mg/kg	14																			
PAH	Coronene	mg/kg	0.3																			
	Naphthalene	mg/kg	0.005	4900	0.34	<0.08	<0.009	<0.009	<0.009	<0.009	<0.009	<0.009	<0.009									
	Acenaphthene	mg/kg	0.008	15000	0.88	<0.08	<0.008	<0.008	<0.008	<0.008	<0.008	<0.008	<0.008									
	Acenaphthylene	mg/kg	0.012	15000	0.24	<0.012	<0.012	<0.012	<0.012	<0.012	<0.012	<0.012	<0.012									
	Fluoranthene	mg/kg	0.017	3100	7.26	<0.08	0.0987	0.0643	<0.017	0.167	<0.017	<0.017	<0.017									
	Anthracene	mg/kg	0.016	74000	1.35	<0.016	<0.016	<0.016	<0.016	<0.016	<0.016	<0.016	<0.016									
	Phenanthrene	mg/kg	0.015	3100	3.29	<0.08	0.0457	0.026	<0.015	0.0613	<0.015	<0.015	<0.015									
	Fluorene	mg/kg	0.01	9900	0.7	<0.08	<0.01	<0.01	<0.01	<0.01	<0.01	<0.01	<0.01									
	Chrysene	mg/kg	0.01	57	3.36	<0.08	0.0397	0.0245	<0.01	0.0817	<0.01	<0.01	<0.01									
	Pyrene	mg/kg	0.015	7400	6.54	<0.08	0.0807	0.0526	<0.015	0.142	<0.015	<0.015	<0.015									
	Benzofluoranthene	mg/kg	0.014	29	3.28	<0.08	0.0385	0.0254	<0.014	0.0649	<0.014	<0.014	<0.014									
	Benzob[fluoranthene	mg/kg	0.015	71	3.84	<0.08	0.0547	0.0353	<0.015	0.116	<0.015	<0.015	<0.015									
	Benzok[fluoranthene	mg/kg	0.014	190	1.37	<0.08	0.018	<0.014	<0.014	0.0347	<0.014	<0.014	<0.014									
	Phenanthrene	mg/kg	0.015	5.7	3.25	<0.08	0.04	0.0258	<0.015	0.0754	<0.015	<0.015	<0.015									
	Dibenz[a,h]anthracene	mg/kg	0.023	0.57	0.4	<0.08	<0.023	<0.023	<0.023	<0.023	<0.023	<0.023	<0.023									
	Benzofluoranthene	mg/kg	0.024	640	1.57	<0.08	0.0342	<0.024	<0.024	0.06	<0.024	<0.024	<0.024									
	Indeno[1,2,3-c,d]pyrene	mg/kg	0.018	82	1.85	<0.08	0.0346	0.0259	<0.018	0.0634	<0.018	<0.018	<0.018									
	PAH 16 Total	mg/kg	0.118		39.5	<1.28	0.485	0.28	<0.118	0.865	<0.118	<0.118	<0.118									
TPH CWG	>C6-C8 Aliphatics	mg/kg	0.01		600000 <sup>MS</sup>	<0.2	<0.2	<0.2	<0.2	<0.2	<0.2	<0.2	<0.2									
	>C6-C7 Aliphatics	mg/kg	0.1		600000	<0.2	<0.2	<0.2	<0.2	<0.2	<0.2	<0.2	<0.2									
	>C6-C8 Aliphatics	mg/kg	0.01		600000	<0.2	<0.2	<0.2	<0.2	<0.2	<0.2	<0.2	<0.2									
	>C10-C44 Aliphatics	mg/kg	5			<0.2	<0.2	<0.2	<0.2	<0.2	<0.2	<0.2	<0.2									
	>C7-C8 Aliphatics	mg/kg	0.2			<0.2	<0.2	<0.2	<0.2	<0.2	<0.2	<0.2	<0.2									
	>C10-C44 Aliphatics/Aromatics	mg/kg	10			<0.2	<0.2	<0.2	<0.2	<0.2	<0.2	<0.2	<0.2									
	>C8-C10 Aliphatics	mg/kg	0.01	13000		<0.2	<0.2	<0.2	<0.2	<0.2	<0.2	<0.2	<0.2									
	>C10-C12 Aliphatics	mg/kg	0.01	13000		<0.2	<0.2	<0.2	<0.2	<0.2	<0.2	<0.2	<0.2									
	>C12-C16 Aliphatics	mg/kg	0.1	19000		<0.2	<0.2	<0.2	<0.2	<0.2	<0.2	<0.2	<0.2									
	>C16-C21 Aliphatics	mg/kg	0.1	125000 <sup>MS</sup>		<0.2	<0.2	<0.2	<0.2	<0.2	<0.2	<0.2	<0.2									
	>C21-C35 Aliphatics	mg/kg	0.1	125000 <sup>MS</sup>		<0.2	<0.2	<0.2	<0.2	<0.2	<0.2	<0.2	<0.2									
	>C35-C44 Aliphatics	mg/kg	0.1	250000		<0.2	<0.2	<0.2	<0.2	<0.2	<0.2	<0.2	<0.2									
	>C5-C10 Aliphatics	mg/kg	0.05			<0.2	<0.2	<0.2	<0.2	<0.2	<0.2	<0.2	<0.2									
	>C8-C40 Aliphatics	mg/kg	20			<0.2	<0.2	<0.2	<0.2	<0.2	<0.2	<0.2	<0.2									
	Total Aliphatics >C12-C44	mg/kg																				

Chem Group	ChemName	output unit	EQL	Matrix Description												
				LQM S4UL Public Open Space (POS) Residential - 1% SOM												
				TP08007-X-0.05-ES-191213	TP08007-X-0.30-ES-191213	WS08001-X-0.05-ES-190913	WS08001-X-0.50-ES-190913	WS08001-X-2.00-ES-190913	WS08003-X-0.05-ES-191009	WS08003-X-0.60-ES-191009	WS08003-X-1.20-ES-190912	WS08003-X-1.85-ES-190912				
TP08007	TP08007	WS08001	WS08001	WS08001	WS08003	WS08003	WS08003	WS08003	WS08003	WS08003						
Sample Depth Range				0.3	0.5	0.5	0.5	2	0.5	0.6	1.2	1.85				
Sample Date Time				13/12/2019	13/12/2019	13/09/2019	13/09/2019	13/09/2019	09/10/2019	09/10/2019	12/09/2019	12/09/2019				
C4SL Public Open Space (POS) Residential																
TPH	>C6-C6	mg/kg	0.02	<0.2	<0.2	<0.02	<0.02	<0.02	<0.02	<0.02	<0.02	<0.02	<0.02	<0.02	<0.02	<0.02
	>C6-C7	mg/kg	0.02	<0.2	<0.2	<0.02	<0.02	<0.02	<0.02	<0.02	<0.02	<0.02	<0.02	<0.02	<0.02	<0.02
	>C7-C8	mg/kg	0.02	<0.2	<0.2	<0.02	<0.02	<0.02	<0.02	<0.02	<0.02	<0.02	<0.02	<0.02	<0.02	<0.02
	>C8-C9	mg/kg	0.2	-	-	-	-	-	-	-	-	-	-	-	-	-
	>C9-C10	mg/kg	0.02	<0.2	<0.2	<0.02	<0.02	<0.02	<0.02	<0.02	<0.02	<0.02	<0.02	<0.02	<0.02	<0.02
	>C10-C12	mg/kg	0.02	-	-	<0.02	<0.02	<0.02	<0.02	<0.02	<0.02	<0.02	<0.02	<0.02	<0.02	<0.02
	>C12-C16	mg/kg	2	-	-	<35	<35	<35	<35	<35	<35	<35	<35	<35	<35	<35
	>C16-C21	mg/kg	2	-	-	<35	<35	<35	<35	<35	<35	<35	<35	<35	<35	<35
	>C21-C28	mg/kg	35	-	-	<35	<35	<35	<35	<35	<35	<35	<35	<35	<35	<35
	>C21-C35	mg/kg	4.38	-	-	-	-	-	-	-	-	-	-	-	-	-
	>C28-C35	mg/kg	35	-	-	<35	<35	<35	<35	<35	<35	<35	<35	<35	<35	<35
	>C31-C40	mg/kg	10	-	-	-	-	-	-	-	-	-	-	-	-	-
	>C35-C40	mg/kg	35	-	-	<35	<35	<35	<35	<35	<35	<35	<35	<35	<35	<35
	GRO >C5-10	mg/kg	0.02	-	-	-	-	-	-	-	-	-	-	-	-	-
	TPH >C8-C40	mg/kg	10	-	-	-	-	-	-	-	-	-	-	-	-	-
	EPH >C5-40	mg/kg	35	-	-	51.4	<35	<35	50.8	<35	<35	<35	<35	<35	<35	<35
	EPH >C10-40	mg/kg	35	-	-	51.4	<35	<35	50.8	<35	<35	<35	<35	<35	<35	<35
GRO >C5-10	mg/kg	0.2	<0.2	<0.2	-	-	-	-	-	-	-	-	-	-	-	
GRO >C15-12	mg/kg	0.1	-	-	<0.1	<0.1	<0.1	<0.1	<0.1	<0.1	<0.1	<0.1	<0.1	<0.1	<0.1	
TPH by GC/ED (AR)	mg/kg	10	-	-	-	-	-	-	-	-	-	-	-	-	-	
BTEX and MTBE	Benzene	mg/kg	0.001	140	72	<0.001	<0.001	<0.09	<0.009	<0.009	<0.18	<0.009	<0.009	<0.009	<0.009	<0.009
	Toluene	mg/kg	0.005	56000	56000	<0.005	<0.005	<0.07	<0.007	<0.007	<0.14	<0.007	<0.007	<0.007	<0.007	<0.007
	Ethylbenzene	mg/kg	0.002	24000	24000	<0.01	<0.01	<0.04	<0.004	<0.004	<0.08	<0.004	<0.004	<0.004	<0.004	<0.004
	Xylene (m & o)	mg/kg	0.004	41000	41000	<0.004	<0.004	<0.1	<0.01	<0.01	<0.2	<0.01	<0.01	<0.01	<0.01	<0.01
	Xylene (o)	mg/kg	0.002	41000	41000	<0.002	<0.002	<0.1	<0.01	<0.01	<0.2	<0.01	<0.01	<0.01	<0.01	<0.01
	Xylene Total	mg/kg	0.02	41000	41000	<0.03	<0.03	-	-	-	<0.2	-	-	-	-	-
	MTBE	mg/kg	0.001	-	-	-	-	<0.1	<0.01	<0.01	<0.2	<0.01	<0.01	<0.01	<0.01	<0.01
Total BTEX	mg/kg	0.04	-	-	-	-	<0.4	<0.04	<0.04	<0.8	<0.04	<0.04	<0.04	<0.04	<0.04	
VOC	Styrene	mg/kg	0.001	-	-	-	-	-	-	-	-	-	-	-	-	-
	cis-1,3-dichlorocyclohexane	mg/kg	0.001	-	-	-	-	-	-	-	-	-	-	-	-	-
	trans-1,3-dichlorocyclohexane	mg/kg	0.001	-	-	-	-	-	-	-	-	-	-	-	-	-
	1,1,1,2-tetrachloroethane	mg/kg	0.001	1400	1400	-	-	-	-	-	-	-	-	-	-	-
	1,1,1-trichloroethane	mg/kg	0.001	140000	140000	-	-	-	-	-	-	-	-	-	-	-
	1,1,2,2-tetrachloroethane	mg/kg	0.001	1400	1400	-	-	-	-	-	-	-	-	-	-	-
	1,1,2-dichloroethane	mg/kg	0.001	-	-	-	-	-	-	-	-	-	-	-	-	-
	1,1-dichloroethane	mg/kg	0.001	-	-	-	-	-	-	-	-	-	-	-	-	-
	1,1-dichloroethene	mg/kg	0.001	-	-	-	-	-	-	-	-	-	-	-	-	-
	1,1-dichlorocyclohexane	mg/kg	0.001	-	-	-	-	-	-	-	-	-	-	-	-	-
	1,2,3-trichlorocyclohexane	mg/kg	0.001	-	-	-	-	-	-	-	-	-	-	-	-	-
	1,2,4-trimethylbenzene	mg/kg	0.001	-	-	-	-	-	-	-	-	-	-	-	-	-
	1,2-dibromo-3-chloropropane	mg/kg	0.001	-	-	-	-	-	-	-	-	-	-	-	-	-
	1,2-dibromoethane	mg/kg	0.001	-	-	-	-	-	-	-	-	-	-	-	-	-
	1,2-dichloroethane	mg/kg	0.001	29	29	-	-	-	-	-	-	-	-	-	-	-
	1,2-dichlorocyclohexane	mg/kg	0.001	-	-	-	-	-	-	-	-	-	-	-	-	-
	1,3,5-trimethylbenzene	mg/kg	0.001	-	-	-	-	-	-	-	-	-	-	-	-	-
	1,3-dichloropropane	mg/kg	0.001	-	-	-	-	-	-	-	-	-	-	-	-	-
	2,2-dichloropropane	mg/kg	0.001	-	-	-	-	-	-	-	-	-	-	-	-	-
	2-chlorotoluene	mg/kg	0.001	-	-	-	-	-	-	-	-	-	-	-	-	-
	4-chlorotoluene	mg/kg	0.001	-	-	-	-	-	-	-	-	-	-	-	-	-
	Bromobenzene	mg/kg	0.001	-	-	-	-	-	-	-	-	-	-	-	-	-
	Bromochloromethane	mg/kg	0.001	-	-	-	-	-	-	-	-	-	-	-	-	-
	Bromodichloromethane	mg/kg	0.001	-	-	-	-	-	-	-	-	-	-	-	-	-
	Bromofrom	mg/kg	0.001	-	-	-	-	-	-	-	-	-	-	-	-	-
	Bromomethane	mg/kg	0.001	-	-	-	-	-	-	-	-	-	-	-	-	-
	Carbon disulfide	mg/kg	0.007	11000	11000	-	-	-	-	-	-	-	-	-	-	-
	Carbon tetrachloride	mg/kg	0.001	890	890	-	-	-	-	-	-	-	-	-	-	-
	Chlorobromomethane	mg/kg	0.001	-	-	-	-	-	-	-	-	-	-	-	-	-
	Chloroethane	mg/kg	0.002	-	-	-	-	-	-	-	-	-	-	-	-	-
	Chloroform	mg/kg	0.001	2500	2500	-	-	-	-	-	-	-	-	-	-	-
	Chloromethane	mg/kg	0.003	-	-	-	-	-	-	-	-	-	-	-	-	-
	cis-1,2-dichloroethane	mg/kg	0.005	-	-	-	-	-	-	-	-	-	-	-	-	-
	Dibromomethane	mg/kg	0.001	-	-	-	-	-	-	-	-	-	-	-	-	-
	Dichlorodifluoromethane	mg/kg	0.001	-	-	-	-	-	-	-	-	-	-	-	-	-
	Dichloromethane	mg/kg	0.01	-	-	-	-	-	-	-	-	-	-	-	-	-
	Isopropylbenzene	mg/kg	0.001	-	-	-	-	-	-	-	-	-	-	-	-	-
	n-butylbenzene	mg/kg	0.001	-	-	-	-	-	-	-	-	-	-	-	-	-
	n-propylbenzene	mg/kg	0.001	-	-	-	-	-	-	-	-	-	-	-	-	-
	p-isocrotyltoluene	mg/kg	0.001	-	-	-	-	-	-	-	-	-	-	-	-	-
	sec-butylbenzene	mg/kg	0.001	-	-	-	-	-	-	-	-	-	-	-	-	-
	Trichloroethane	mg/kg	0.001	120	120	-	-	-	-	-	-	-	-	-	-	-
tert-butylbenzene	mg/kg	0.001	-	-	-	-	-	-	-	-	-	-	-	-	-	
Tetrachloroethane	mg/kg	0.003	1400	1400	-	-	-	-	-	-	-	-	-	-	-	
trans-1,2-dichloroethane	mg/kg	0.001	-	-	-	-	-	-	-	-	-	-	-	-	-	
Trichlorofluoromethane	mg/kg	0.001	-	-	-	-	-	-	-	-	-	-	-	-	-	
Vinyl chloride	mg/kg	0.001	3.5	3.5	-	-	-	-	-	-	-	-	-	-	-	
tert-Amyl methyl ether	mg/kg	0.01	-	-	-	-	-	-	-	-	-	-	-	-	-	
1,2,3-trichlorobenzene	mg/kg	0.001	1800	1800	-	-	-	-	-	-	-	-	-	-	-	
1,2,4-trichlorobenzene	mg/kg	0.003	15000	15000	-	-	-	-	-	-	-	-	-	-	-	
1,2-dichlorobenzene	mg/kg	0.001	90000	90000	-	-	-	-	-	-	-	-	-	-	-	
1,3,5-Trichlorobenzene	mg/kg	0.001	1700	1700	-	-	-	-	-	-	-	-	-	-	-	
1,3-dichlorobenzene	mg/kg	0.001	300	300	-	-	-	-	-	-	-	-	-	-	-	
1,4-dichlorobenzene	mg/kg	0.001	17000	17000	-	-	-	-	-	-	-	-	-	-	-	
Chlorobenzene	mg/kg	0.001	11000	11000	-	-	-	-	-	-	-	-	-	-	-	
Hexachlorobutadiene	mg/kg	0.002	25	25	-	-	-	-	-	-	-	-	-	-	-	

Chem Group	ChemName	output unit	EQL	Field ID	TP08007-X-0.05-ES-191213	TP08007-X-0.30-ES-191213	WS08001-X-0.05-ES-190913	WS08001-X-0.50-ES-190913	WS08001-X-2.00-ES-190913	WS08003-X-0.05-ES-191009	WS08003-X-0.60-ES-191009	WS08003-X-1.20-ES-190912	WS08003-X-1.85-ES-190912	
				Location Code	TP08007	TP08007	WS08001	WS08001	WS08001	WS08003	WS08003	WS08003	WS08003	WS08003
				Sample Depth Range	0.05	0.3	0.05	0.5	2	0.05	0.6	1.2	1.85	
				Sample Date Time	13/12/2019	13/12/2019	13/09/2019	13/09/2019	13/09/2019	09/10/2019	09/10/2019	12/09/2019	12/09/2019	
				Matrix Description	LQM S4UL Public Open Space (POS) Residential - 1% SOM									
				C4SL Public Open Space (POS) Residential										
SVOC	Benzyl alcohol	mg/kg	0.5	-	-	-	-	-	-	-	-	-	-	
	Diphenyl ether	mg/kg	0.1	-	-	-	-	-	-	-	-	-	-	
	4-bromophenyl phenyl ether	mg/kg	0.1	-	-	-	-	-	-	-	-	-	-	
	4-nitroaniline	mg/kg	0.1	-	-	-	-	-	-	-	-	-	-	
	4-nitrophenol	mg/kg	0.1	-	-	-	-	-	-	-	-	-	-	
	1,1-Biohexyl	mg/kg	0.1	-	-	-	-	-	-	-	-	-	-	
	1,2,3,4-tetrachlorobenzene	mg/kg	0.001	830	-	-	-	-	-	-	-	-	-	
	1-Methylnaphthalene	mg/kg	0.1	-	-	-	-	-	-	-	-	-	-	
	2,4,5-trichlorophenol	mg/kg	0.1	-	-	<0.01	<0.01	<0.01	-	-	-	-	-	
	2,4,6-trichlorophenol	mg/kg	0.1	-	-	-	-	-	-	-	-	-	-	
	2,4-dichlorophenol	mg/kg	0.1	-	-	-	-	-	-	-	-	-	-	
	2,4-dimethylphenol	mg/kg	0.1	-	-	-	-	-	-	-	-	-	-	
	2,4-dinitrophenol	mg/kg	0.5	-	-	-	-	-	-	-	-	-	-	
	2,4-dinitrotoluene	mg/kg	0.1	-	-	-	-	-	-	-	-	-	-	
	2,6-dinitrotoluene	mg/kg	0.1	-	-	-	-	-	-	-	-	-	-	
	2-chloronaphthalene	mg/kg	0.1	-	-	-	-	-	-	-	-	-	-	
	2-chlorophenol	mg/kg	0.1	-	-	-	-	-	-	-	-	-	-	
	2-methylnaphthalene	mg/kg	0.1	-	-	-	-	-	-	-	-	-	-	
	2-methylphenol	mg/kg	0.1	-	-	-	-	-	-	-	-	-	-	
	2-nitroaniline	mg/kg	0.1	-	-	-	-	-	-	-	-	-	-	
	2-nitrophenol	mg/kg	0.1	-	-	-	-	-	-	-	-	-	-	
	3-nitroaniline	mg/kg	0.1	-	-	-	-	-	-	-	-	-	-	
	4,6-Dinitro-2-methylphenol	mg/kg	0.2	-	-	<0.01	<0.01	<0.01	-	-	-	-	-	
	4-chloro-3-methylphenol	mg/kg	0.1	-	-	-	-	-	-	-	-	-	-	
	4-chloroaniline	mg/kg	0.1	-	-	-	-	-	-	-	-	-	-	
	4-chlorophenol	mg/kg	0.5	620	-	-	-	-	-	-	-	-	-	
	4-chlorophenyl phenyl ether	mg/kg	0.1	-	-	-	-	-	-	-	-	-	-	
	4-methylphenol	mg/kg	0.1	-	-	-	-	-	-	-	-	-	-	
	Azobenzene	mg/kg	0.1	-	-	-	-	-	-	-	-	-	-	
	Benzoic Acid	mg/kg	0.5	-	-	-	-	-	-	-	-	-	-	
	Bis(2-chlorophenyl) methane	mg/kg	0.1	-	-	-	-	-	-	-	-	-	-	
	Bis(2-chloroethyl) ether	mg/kg	0.1	-	-	-	-	-	-	-	-	-	-	
	Bis(2-chloroisopropyl) ether	mg/kg	0.1	-	-	-	-	-	-	-	-	-	-	
	Bis(2-ethylhexyl) phthalate	mg/kg	0.1	-	-	-	-	-	-	-	-	-	-	
	Butyl benzyl phthalate	mg/kg	0.1	-	-	-	-	-	-	-	-	-	-	
	Cabazole	mg/kg	0.1	-	-	-	-	-	-	-	-	-	-	
	Dibenzofuran	mg/kg	0.1	-	-	-	-	-	-	-	-	-	-	
	Diethylphthalate	mg/kg	0.1	-	-	-	-	-	-	-	-	-	-	
	Dimethyl phthalate	mg/kg	0.1	-	-	-	-	-	-	-	-	-	-	
	Di-n-butyl phthalate	mg/kg	0.1	-	-	-	-	-	-	-	-	-	-	
	Di-n-octyl phthalate	mg/kg	0.1	-	-	-	-	-	-	-	-	-	-	
	Hexachlorobenzene	mg/kg	0.002	16	-	-	<0.05	<0.05	<0.05	-	-	-	-	
	Hexachlorocyclopentadiene	mg/kg	0.1	-	-	-	-	-	-	-	-	-	-	
	Hexachloroethane	mg/kg	0.1	-	-	-	-	-	-	-	-	-	-	
	Isochorone	mg/kg	0.1	-	-	-	-	-	-	-	-	-	-	
Nitrobenzene	mg/kg	0.1	-	-	-	-	-	-	-	-	-	-		
N-nitrosodipropylamine	mg/kg	0.1	-	-	-	-	-	-	-	-	-	-		
n-Nitrosodiphenylamine	mg/kg	0.1	-	-	-	-	-	-	-	-	-	-		
Pentachlorobenzene	mg/kg	0.001	100	-	-	-	-	-	-	-	-	-		
Pentachloronitrobenzene	mg/kg	0.05	-	-	<0.05	<0.05	<0.05	-	-	-	-	-		
Pentachlorophenol	mg/kg	0.1	60	-	-	-	-	-	-	-	-	-		
PCB	PCB-110	mg/kg	-	-	-	-	-	-	-	-	-	-	-	
	PCB-128	mg/kg	-	-	-	-	-	-	-	-	-	-	-	
	PCB-141	mg/kg	-	-	-	-	-	-	-	-	-	-	-	
	PCB-149	mg/kg	-	-	-	-	-	-	-	-	-	-	-	
	PCB-151	mg/kg	-	-	-	-	-	-	-	-	-	-	-	
	PCB-158	mg/kg	-	-	-	-	-	-	-	-	-	-	-	
	PCB-170	mg/kg	-	-	-	-	-	-	-	-	-	-	-	
	PCB-18	mg/kg	-	-	-	-	-	-	-	-	-	-	-	
	PCB-183	mg/kg	-	-	-	-	-	-	-	-	-	-	-	
	PCB-187	mg/kg	-	-	-	-	-	-	-	-	-	-	-	
	PCB-194	mg/kg	-	-	-	-	-	-	-	-	-	-	-	
	PCB-31	mg/kg	-	-	-	-	-	-	-	-	-	-	-	
	PCB-44	mg/kg	-	-	-	-	-	-	-	-	-	-	-	
	PCB-49	mg/kg	-	-	-	-	-	-	-	-	-	-	-	
	2,2,4-tetrachloro-1,1-Biphenyl	mg/kg	-	-	-	-	-	-	-	-	-	-	-	
	2,3,4,4-tetrachloro-1,1-Biphenyl	mg/kg	-	-	-	-	-	-	-	-	-	-	-	
	Heptachlorobiphenyl, 2,3,3,4,4,5,5- (PCB 189)	mg/kg	0.003	-	<0.005	<0.005	-	-	-	-	-	-	-	
	Hexachlorobiphenyl, 2,3,3,4,4,5- (PCB 156)	mg/kg	0.003	-	<0.005	<0.005	-	-	-	-	-	-	-	
	Hexachlorobiphenyl, 2,3,3,4,4,5- (PCB 157)	mg/kg	0.003	-	<0.005	<0.005	-	-	-	-	-	-	-	
	Hexachlorobiphenyl, 2,3,4,4,5,5- (PCB 167)	mg/kg	0.003	-	<0.005	<0.005	-	-	-	-	-	-	-	
	Hexachlorobiphenyl, 3,3,4,4,5,5- (PCB 169)	mg/kg	0.003	-	<0.005	<0.005	-	-	-	-	-	-	-	
	PCB 101	mg/kg	0.003	-	<0.005	<0.005	-	-	-	-	-	-	-	
	PCB 118	mg/kg	0.003	-	<0.005	<0.005	-	-	-	-	-	-	-	
	PCB 138	mg/kg	0.003	-	<0.005	<0.005	-	-	-	-	-	-	-	
	PCB 153	mg/kg	0.003	-	<0.005	<0.005	-	-	-	-	-	-	-	
	PCB 160	mg/kg	0.003	-	<0.005	<0.005	-	-	-	-	-	-	-	
	PCB 26	mg/kg	0.003	-	<0.005	<0.005	-	-	-	-	-	-	-	
	PCB 52	mg/kg	0.003	-	<0.005	<0.005	-	-	-	-	-	-	-	
	Pentachlorobiphenyl, 2,3,3,4,4- (PCB 105)	mg/kg	0.003	-	<0.005	<0.005	-	-	-	-	-	-	-	
	Pentachlorobiphenyl, 2,3,4,4,5- (PCB 114)	mg/kg	0.003	-	<0.005	<0.005	-	-	-	-	-	-	-	
	Pentachlorobiphenyl, 2,3,4,4,5- (PCB 123)	mg/kg	0.003	-	<0.005	<0.005	-	-	-	-	-	-	-	
	Pentachlorobiphenyl, 3,3,4,4,5- (PCB 126)	mg/kg	0.003	-	<0.005	<0.005	-	-	-	-	-	-	-	
Tetrachlorobiphenyl, 3,3,4,4- (PCB 77)	mg/kg	0.003	-	<0.005	<0.005	-	-	-	-	-	-	-		
Tetrachlorobiphenyl, 3,4,4,5- (PCB 81)	mg/kg	0.003	-	<0.005	<0.005	-	-	-	-	-	-	-		
Total PCB 7 congeners	mg/kg	0.021	-	-	-	-	-	-	-	-	-	-		
Total PCB WHO 12	mg/kg	0.036	-	-	-	-	-	-	-	-	-	-		

Chem Group	ChemName	output unit	EQL	Field ID	TP08007-X-0.05-ES-191213	TP08007-X-0.30-ES-191213	WS08001-X-0.05-ES-190913	WS08001-X-0.50-ES-190913	WS08001-X-2.00-ES-190913	WS08003-X-0.05-ES-191009	WS08003-X-0.60-ES-191009	WS08003-X-1.20-ES-190912	WS08003-X-1.85-ES-190912	
				Location Code	TP08007	TP08007	WS08001	WS08001	WS08001	WS08003	WS08003	WS08003	WS08003	WS08003
				Sample Depth Range	0.05	0.3	0.05	0.5	2	0.05	0.6	1.2	1.85	
				Sampled Date Time	13/12/2019	13/12/2019	13/09/2019	13/09/2019	13/09/2019	09/10/2019	09/10/2019	12/09/2019	12/09/2019	
				Matrix Description	LQM S4UL Public Open Space (POS) Residential - 1% SOM									
				C4SL Public Open Space (POS) Residential										
Phenolics	Xenonols	mg/kg	0.015	-	-	-	<0.015	<0.015	0.0316	<0.015	<0.015	<0.015	<0.015	
	Phenol Index	mg/kg	0.5	<0.5	<0.5	-	-	-	-	-	-	-	-	
	3-84-methylphenol	mg/kg	0.1	-	-	-	-	-	-	-	-	-	-	
	Cresol Total	mg/kg	0.01	-	-	0.0072	<0.01	<0.01	<0.01	<0.01	<0.01	<0.01	<0.01	
Organotin	Phenol	mg/kg	0.01	-	-	0.0118	<0.01	<0.01	<0.01	<0.01	<0.01	<0.01	0.0155	
	Phenols Monohydric	mg/kg	0.035	-	-	0.059	<0.035	<0.035	<0.035	<0.035	<0.035	<0.035	<0.035	
	Dibutyltin	mg/kg	-	-	-	-	-	-	-	-	-	-	-	
	Monophenyltin	mg/kg	-	-	-	-	-	-	-	-	-	-	-	
Pesticides	Diphenyltin	mg/kg	-	-	-	-	-	-	-	-	-	-	-	
	Monobutyltin	mg/kg	-	-	-	-	-	-	-	-	-	-	-	
	Tetrabutyltin	mg/kg	-	-	-	-	-	-	-	-	-	-	-	
	Tributyltin	mg/kg	0.001	<0.005	<0.005	-	-	-	-	-	-	-	-	
	Triphenyltin	mg/kg	-	-	-	-	-	-	-	-	-	-	-	
	Ethionphos	mg/kg	0.002	-	-	<0.05	<0.05	<0.05	<0.05	<0.05	<0.05	<0.05	<0.05	
	Hepatachlor epoxide	mg/kg	0.002	-	-	<0.05	<0.05	<0.05	<0.05	<0.05	<0.05	<0.05	<0.05	
	Methachlorphos	mg/kg	0.002	-	-	<0.05	<0.05	<0.05	<0.05	<0.05	<0.05	<0.05	<0.05	
	Propetamphos	mg/kg	0.002	-	-	<0.05	<0.05	<0.05	<0.05	<0.05	<0.05	<0.05	<0.05	
	Simetryn	mg/kg	0.05	-	-	<0.05	<0.05	<0.05	<0.05	<0.05	<0.05	<0.05	<0.05	
Sodium Acifluorfen	mg/kg	-	-	-	<0.01	<0.01	<0.01	<0.01	<0.01	<0.01	<0.01	<0.01		
Terbufos	mg/kg	0.003	-	-	<0.05	<0.05	<0.05	<0.05	<0.05	<0.05	<0.05	<0.05		
2,4,5-TP (Silvex)	mg/kg	-	-	-	<0.01	<0.01	<0.01	<0.01	<0.01	<0.01	<0.01	<0.01		
Hedonal	mg/kg	-	-	-	<0.01	<0.01	<0.01	<0.01	<0.01	<0.01	<0.01	<0.01		
2,4-DDT	mg/kg	0.003	-	-	<0.05	<0.05	<0.05	<0.05	<0.05	<0.05	<0.05	<0.05		
2,4-Dichloroac	mg/kg	-	-	-	<0.01	<0.01	<0.01	<0.01	<0.01	<0.01	<0.01	<0.01		
4-(2,4-Dichlorophenoxy)butyric Acid (2,4-DB)	mg/kg	-	-	-	<0.01	<0.01	<0.01	<0.01	<0.01	<0.01	<0.01	<0.01		
4,4-DDE	mg/kg	0.005	-	-	<0.05	<0.05	<0.05	<0.05	<0.05	<0.05	<0.05	<0.05		
4-Chlorophenoxy acetic acid	mg/kg	-	-	-	<0.01	<0.01	<0.01	<0.01	<0.01	<0.01	<0.01	<0.01		
a-BHC	mg/kg	0.002	24	-	<0.05	<0.05	<0.05	<0.05	<0.05	<0.05	<0.05	<0.05		
Aldrin	mg/kg	0.002	18	-	<0.05	<0.05	<0.05	<0.05	<0.05	<0.05	<0.05	<0.05		
Ametryn	mg/kg	0.05	-	-	<0.05	<0.05	<0.05	<0.05	<0.05	<0.05	<0.05	<0.05		
Acetyl (hexnill)	mg/kg	-	-	-	<0.01	<0.01	<0.01	<0.01	<0.01	<0.01	<0.01	<0.01		
Atrazin	mg/kg	0.05	1200	-	<0.05	<0.05	<0.05	<0.05	<0.05	<0.05	<0.05	<0.05		
Azinophos methyl	mg/kg	0.005	-	-	<0.05	<0.05	<0.05	<0.05	<0.05	<0.05	<0.05	<0.05		
b-BHC	mg/kg	0.002	8.1	-	<0.05	<0.05	<0.05	<0.05	<0.05	<0.05	<0.05	<0.05		
Bentazone	mg/kg	0.1	-	-	<0.01	<0.01	<0.01	<0.01	<0.01	<0.01	<0.01	<0.01		
Bromoxnill	mg/kg	-	-	-	<0.01	<0.01	<0.01	<0.01	<0.01	<0.01	<0.01	<0.01		
Carbofenthothion	mg/kg	0.003	-	-	<0.05	<0.05	<0.05	<0.05	<0.05	<0.05	<0.05	<0.05		
chloridane	mg/kg	0.002	-	-	-	-	-	-	-	-	-	-		
Chlordane (cis)	mg/kg	0.002	-	-	<0.05	<0.05	<0.05	<0.05	<0.05	<0.05	<0.05	<0.05		
Azinphos Ethyl	mg/kg	0.005	-	-	<0.05	<0.05	<0.05	<0.05	<0.05	<0.05	<0.05	<0.05		
Chlordane (trans)	mg/kg	0.05	-	-	<0.05	<0.05	<0.05	<0.05	<0.05	<0.05	<0.05	<0.05		
Chlorfenvinphos	mg/kg	0.003	-	-	<0.05	<0.05	<0.05	<0.05	<0.05	<0.05	<0.05	<0.05		
Chlorotoluron	mg/kg	-	-	-	0.016	<0.01	<0.01	<0.01	<0.01	<0.01	<0.01	<0.01		
Chlorovifos	mg/kg	0.002	-	-	<0.05	<0.05	<0.05	<0.05	<0.05	<0.05	<0.05	<0.05		
Chlorpyrifos-methyl	mg/kg	0.002	-	-	<0.05	<0.05	<0.05	<0.05	<0.05	<0.05	<0.05	<0.05		
Cyanazine	mg/kg	-	-	-	<0.01	<0.01	<0.01	<0.01	<0.01	<0.01	<0.01	<0.01		
d-BHC	mg/kg	0.002	-	-	<0.05	<0.05	<0.05	<0.05	<0.05	<0.05	<0.05	<0.05		
DDD	mg/kg	0.005	-	-	<0.05	<0.05	<0.05	<0.05	<0.05	<0.05	<0.05	<0.05		
DDT	mg/kg	0.005	-	-	<0.05	<0.05	<0.05	<0.05	<0.05	<0.05	<0.05	<0.05		
Chlorfthalonil	mg/kg	0.002	-	-	<0.05	<0.05	<0.05	<0.05	<0.05	<0.05	<0.05	<0.05		
Diazinon	mg/kg	0.001	-	-	<0.05	<0.05	<0.05	<0.05	<0.05	<0.05	<0.05	<0.05		
Dicamba	mg/kg	-	-	-	<0.01	<0.01	<0.01	<0.01	<0.01	<0.01	<0.01	<0.01		
Dichlobenil	mg/kg	0.001	-	-	-	-	-	-	-	-	-	-		
cis-Permethrin	mg/kg	0.003	-	-	-	-	-	-	-	-	-	-		
Dichlorvos	mg/kg	0.002	16	-	<0.05	<0.05	<0.05	<0.05	<0.05	<0.05	<0.05	<0.05		
Diclofop	mg/kg	-	-	-	<0.01	<0.01	<0.01	<0.01	<0.01	<0.01	<0.01	<0.01		
Dieldrin	mg/kg	0.005	18	-	<0.05	<0.05	<0.05	<0.05	<0.05	<0.05	<0.05	<0.05		
Dimethoate	mg/kg	0.003	-	-	<0.05	<0.05	<0.05	<0.05	<0.05	<0.05	<0.05	<0.05		
Dinoseb	mg/kg	-	-	-	<0.01	<0.01	<0.01	<0.01	<0.01	<0.01	<0.01	<0.01		
Diuron	mg/kg	-	-	-	<0.01	<0.01	<0.01	<0.01	<0.01	<0.01	<0.01	<0.01		
Endosulfan I	mg/kg	0.001	1200	-	<0.05	<0.05	<0.05	<0.05	<0.05	<0.05	<0.05	<0.05		
Endosulfan II	mg/kg	0.01	-	-	<0.05	<0.05	<0.05	<0.05	<0.05	<0.05	<0.05	<0.05		
Endosulfan sulphate	mg/kg	0.005	-	-	<0.05	<0.05	<0.05	<0.05	<0.05	<0.05	<0.05	<0.05		
Endrin	mg/kg	0.003	-	-	<0.05	<0.05	<0.05	<0.05	<0.05	<0.05	<0.05	<0.05		
Endrin ketone	mg/kg	0.03	-	-	-	-	-	-	-	-	-	-		
Ethion	mg/kg	0.003	-	-	<0.05	<0.05	<0.05	<0.05	<0.05	<0.05	<0.05	<0.05		
Fenitrothion	mg/kg	0.005	-	-	<0.05	<0.05	<0.05	<0.05	<0.05	<0.05	<0.05	<0.05		
Fenithion	mg/kg	0.01	-	-	<0.05	<0.05	<0.05	<0.05	<0.05	<0.05	<0.05	<0.05		
Fluroxypyr	mg/kg	0.1	-	-	<0.01	<0.01	<0.01	<0.01	<0.01	<0.01	<0.01	<0.01		

Chem Group	ChemName	output unit	EQL	Matrix Description										
				C4SL Public Open Space (POS) Residential										
				LQM S4UL Public Open Space (POS) Residential - 1% SOM										
Field ID	Location Code	Sample Depth	Range	TP08007-X-0.05-ES-191213	TP08007-X-0.30-ES-191213	WS08001-X-0.05-ES-190913	WS08001-X-0.50-ES-190913	WS08001-X-2.00-ES-190913	WS08003-X-0.05-ES-191009	WS08003-X-0.60-ES-191009	WS08003-X-1.20-ES-190912	WS08003-X-1.85-ES-190912		
Sample	Depth	Range	Sample	Depth	Range	Sample	Depth	Range	Sample	Depth	Range	Sample	Depth	Range
Samoled Date Time				13/12/2019	13/12/2019	13/09/2019	13/09/2019	13/09/2019	13/09/2019	09/10/2019	09/10/2019	12/09/2019	12/09/2019	
	g-BHC (Lindane)	mg/kg	0.001	-	-	<0.05	<0.05	<0.05	<0.05	-	-	-	-	
	Heptachlor	mg/kg	0.003	-	-	<0.05	<0.05	<0.05	<0.05	-	-	-	-	
	Isodrin	mg/kg	0.002	-	-	<0.05	<0.05	<0.05	<0.05	-	-	-	-	
	Isoproturon	mg/kg	-	-	-	<0.01	<0.01	<0.01	<0.01	-	-	-	-	
	Linuron	mg/kg	-	-	-	<0.01	<0.01	<0.01	<0.01	-	-	-	-	
	Malathion	mg/kg	0.002	-	-	<0.05	<0.05	<0.05	<0.05	-	-	-	-	
	2-Methyl-4-chlorophenoxyacetic acid	mg/kg	-	-	-	<0.01	<0.01	<0.01	<0.01	-	-	-	-	
	2-Methyl-4-Chlorophenoxy Butanoic Acid	mg/kg	-	-	-	<0.01	<0.01	<0.01	<0.01	-	-	-	-	
	Mecoprop	mg/kg	-	-	-	<0.01	<0.01	<0.01	<0.01	-	-	-	-	
	Methoxychlor	mg/kg	0.005	-	-	<0.05	<0.05	<0.05	<0.05	-	-	-	-	
	Methyl carathion	mg/kg	0.01	-	-	<0.05	<0.05	<0.05	<0.05	-	-	-	-	
	Mevinphos (Phosdrin)	mg/kg	0.002	-	-	<0.05	<0.05	<0.05	<0.05	-	-	-	-	
	o,p-DDD	mg/kg	0.005	-	-	<0.05	<0.05	<0.05	<0.05	-	-	-	-	
	o,p'-DDE	mg/kg	0.002	-	-	<0.05	<0.05	<0.05	<0.05	-	-	-	-	
	o,p-Methoxychlor	mg/kg	0.05	-	-	<0.05	<0.05	<0.05	<0.05	-	-	-	-	
	Parathion	mg/kg	0.005	-	-	<0.05	<0.05	<0.05	<0.05	-	-	-	-	
	Pendimethalin	mg/kg	0.01	-	-	0.295	<0.05	<0.05	<0.05	-	-	-	-	
	Permethrin	mg/kg	0.05	-	-	<0.05	<0.05	<0.05	<0.05	-	-	-	-	
	Permethrin II	mg/kg	0.003	-	-	<0.05	<0.05	<0.05	<0.05	-	-	-	-	
	Phorate	mg/kg	0.01	-	-	<0.05	<0.05	<0.05	<0.05	-	-	-	-	
	Priniphos-methyl	mg/kg	0.002	-	-	<0.05	<0.05	<0.05	<0.05	-	-	-	-	
	Priniphos-ethyl	mg/kg	0.002	-	-	-	-	-	-	-	-	-	-	
	Prometon	mg/kg	0.05	-	-	<0.05	<0.05	<0.05	<0.05	-	-	-	-	
	Prometryn	mg/kg	0.05	-	-	<0.05	<0.05	<0.05	<0.05	-	-	-	-	
	Pronamide	mg/kg	0.002	-	-	<0.05	<0.05	<0.05	<0.05	-	-	-	-	
	Propazine	mg/kg	0.05	-	-	<0.05	<0.05	<0.05	<0.05	-	-	-	-	
	Propiconazole	mg/kg	-	-	-	<0.01	<0.01	<0.01	<0.01	-	-	-	-	
	Propoxycarbazono-sodium	mg/kg	-	-	-	<0.01	<0.01	<0.01	<0.01	-	-	-	-	
	Simazine	mg/kg	0.05	-	-	<0.05	<0.05	<0.05	<0.05	-	-	-	-	
	Terbutryn	mg/kg	0.05	-	-	<0.05	<0.05	<0.05	<0.05	-	-	-	-	
	Terbutylazine	mg/kg	0.05	-	-	<0.05	<0.05	<0.05	<0.05	-	-	-	-	
	Phoxalone	mg/kg	0.005	-	-	<0.05	<0.05	<0.05	<0.05	-	-	-	-	
	Phosphamidon	mg/kg	0.005	-	-	-	-	-	-	-	-	-	-	
	Triadimefon	mg/kg	0.002	-	-	<0.05	<0.05	<0.05	<0.05	-	-	-	-	
	Triallate	mg/kg	0.002	-	-	0.219	<0.05	<0.05	<0.05	-	-	-	-	
	Triclopyr	mg/kg	0.1	-	-	<0.01	<0.01	<0.01	<0.01	-	-	-	-	
	Tricosan	mg/kg	-	-	-	<0.01	<0.01	<0.01	<0.01	-	-	-	-	
	Trifluralin	mg/kg	0.01	-	-	<0.05	<0.05	<0.05	<0.05	-	-	-	-	
	Tebuconazole	mg/kg	-	-	-	<0.01	<0.01	<0.01	<0.01	-	-	-	-	
	Telodrin	mg/kg	0.05	-	-	<0.05	<0.05	<0.05	<0.05	-	-	-	-	
	Triazophos	mg/kg	0.003	-	-	<0.05	<0.05	<0.05	<0.05	-	-	-	-	
SVOC TIC	SVOC TICs - Detect	Detect	-	-	-	-	-	-	-	-	-	-	-	
	Anthracene 9,10-	mg/kg	-	-	-	-	-	-	-	-	-	-	-	
	SVOC Tentatively Identified Compounds	mg/kg	0.1	-	-	-	-	-	-	-	-	-	-	
	Aniline	mg/kg	0.3	-	-	-	-	-	-	-	-	-	-	
VOC TIC	VOC TICs - Detect	Detect	-	-	-	-	-	-	-	-	-	-	-	
	VOC Tentatively Identified Compounds	mg/kg	0.05	-	-	-	-	-	-	-	-	-	-	
	Freon 113	mg/kg	0.005	-	-	-	-	-	-	-	-	-	-	
Other	Temperature	°C	-	-	-	20.3	20.1	20.5	16.4	17	19.4	19.3		
	Conductivity @ 20°C	µS/cm	14	-	-	201 - 244	324 - 340	3740 - 4020	673 - 690	996 - 1140	2.66 - 2790	1480 - 1510		
	% Stones <4mm	%	0	0	0	-	-	-	-	-	-	-		
	Fraction of non-crushable material	%	0	0	0	-	-	-	-	-	-	-		
	Moisture Content (dried @35°C)	%	-	-	-	20	17	35	15	19	38	35		
	Moisture Content 105°C	%	0.1	28.9	38.8	-	-	-	-	-	-	-		
	pH (Lab)	pH Units	1	8	8.4	6.63 - 7.94	8.22 - 8.99	7.67 - 8.49	7.84 - 8.61	8.18 - 8.67	7.30 - 8.33	8.06 - 8.49		
	Stone Content	%	0	0	0	-	-	-	-	-	-	-		
	Total Organic Carbon	%	0.02	3.01	0.91	3.26	0.956	1.05	2.73	0.631	1.64	1.86		

**Env Stds Comments**  
 #1:GAC is only presented as speciated chromium. 7.7mg/kg is used for hexavalent. If hexavalent chromium (CVI) data is available, a value of 1,500mg/kg r  
 #2:C4SL for lead adopted  
 #3:GAC only presented as speciated mercury. 16mg/kg is used for elemental mercury. If the CSM indicates that elemental mercury is not a CoC and mercury  
 #4:Updated S4UL for nickel  
 #5:S4UL exceeds solubility saturation limit  
 #6:Criteria derived for Al<sup>3</sup>-C16-C35 split between Al<sup>3</sup>-C16-21 & Al<sup>3</sup>-C21-35. Requires summation of fractions to use Al<sup>3</sup>-C16-C35 criteria.  
 #7:Criteria presented is for p-xylene. A separate value is presented for o-xylene.  
 #8:S4UL based on a threshold protective of direct skin contact with phenol

**Legend**

38.2	Results exceeds GAC.
<50	Results MDL is greater than GAC.
NAD	No asbestos detected.
-	Determinand has not been tested for.

**Notes**  
 A range is given where a determinand has been analysed for by more than one method.



		Field ID	WS80003-X-2-00-ES-190912	
		Location Code	WS80003	
		Sample Depth Range	2.6	
		Sampled Date Time	12/09/2019	
		Matrix Description		
		C4SL Public Open Space (POS) Residential	LQM S4UL Public Open Space (POS) Residential - 1% SOM	
Chem Group	ChemName	output unit	EQL	
Anthrax	Detection of Anthrax (Bacillus Anthracis)	Not Isolated	-	-
Metals	Antimony	mg/kg	0.1	-
	Arsenic	mg/kg	0.3	79
	Boron	mg/kg	0.5	21000
	Cadmium	mg/kg	0.02	220
	Chromium (hexavalent)	mg/kg	0.1	21
	Chromium	mg/kg	0.5	21
	Cobalt	mg/kg	0.1	#1
	Copper	mg/kg	0.5	12000
	Lead	mg/kg	0.5	630
	Mercury	mg/kg	0.1	#3
	Molybdenum	mg/kg	0.1	-
	Nickel	mg/kg	0.2	#4
	Selenium	mg/kg	0.5	1100
	Vanadium	mg/kg	0.2	2000
	Zinc	mg/kg	1.9	81000
Asbestos	Anthophyllite	Detect	-	NAD
	Asbestos Containing Material	Detect	-	-
	Asbestos Analysis Comments	-	-	-
	Asbestos PCOM Quantification	%	0.001	-
	Asbestos Quantification Total	%	0.001	-
	Asbestos: Actinolite	Detect	-	NAD
	Additional Asbestos Components (Using TMO48)	Comment	-	-
	Crocidolite Asbestos	Detect	-	NAD
	Asbestos Gravimetric Quantification	%	0.001	-
	Asbestos ID (Stage 1)	Detect	-	NAD
	Chrysotile Asbestos	Detect	-	NAD
	Amosite Asbestos	Detect	-	NAD
	Non-Asbestos Fibre	Detect	-	NAD
	Tremolite	Detect	-	NAD
Inorganics	Ammoniacal Nitrogen as N	mg/kg	12	-
	Cyanide (Free)	mg/kg	0.5	<1
	Cyanide Total	mg/kg	0.5	<1
	Cyanides-complex	mg/kg	1	<1
Phenolics	Phenolics	mg/kg	4	-
PAH	Coronene	mg/kg	0.3	-
	Naphthalene	mg/kg	0.005	4900
	Acenaphthene	mg/kg	0.008	15000
	Acenaphthylene	mg/kg	0.012	19000
	Fluoranthene	mg/kg	0.017	3100
	Anthracene	mg/kg	0.016	74000
	Phenanthrene	mg/kg	0.015	3100
	Fluorene	mg/kg	0.01	9000
	Chrysene	mg/kg	0.01	57
	Pyrene	mg/kg	0.015	7400
	Benzo(a)anthracene	mg/kg	0.014	29
	Benzo(b)fluoranthene	mg/kg	0.015	71
	Benzo(k)fluoranthene	mg/kg	0.014	190
	Benzo(a)pyrene	mg/kg	0.015	5.7
	Dibenz(a,h)anthracene	mg/kg	0.023	0.57
	Benzo(g,h,i)perylene	mg/kg	0.024	640
	Indeno(1,2,3-c,d)lovene	mg/kg	0.018	82
	PAH 16 Total	mg/kg	0.118	<0.118
TPH CWG	>C5-C8 Aliphatics	mg/kg	0.01	(ref)570000 <sup>MS</sup>
	>C6-C7 Aliphatics	mg/kg	0.2	600000
	>C6-C8 Aliphatics	mg/kg	0.01	600000
	>C10-C44 Aliphatics	mg/kg	5	-
	>C7-C8 Aliphatics	mg/kg	0.2	-
	>C10-C44 Aliphatics/Aromatics	mg/kg	10	-
	>C8-C10 Aliphatics	mg/kg	0.01	13000
	>C10-C12 Aliphatics	mg/kg	0.01	13000
	>C12-C16 Aliphatics	mg/kg	0.1	19000
	>C16-C21 Aliphatics	mg/kg	0.1	125000 <sup>MS</sup>
	>C21-C35 Aliphatics	mg/kg	0.1	125000 <sup>MS</sup>
	>C35-C44 Aliphatics	mg/kg	0.1	250000
	>C5-C10 Aliphatics	mg/kg	0.05	-
	>C8-C40 Aliphatics	mg/kg	20	-
	Total Aliphatics >C12-C44	mg/kg	0.1	-
	>EC5-EC10 Aromatics	mg/kg	0.05	-
	>EC5-EC7 Aromatics	mg/kg	0.01	56000
	>EC6-EC7 Aromatics	mg/kg	0.01	-
	>EC7-EC8 Aromatics	mg/kg	0.01	56000
	>EC8-EC10 Aromatics	mg/kg	0.01	5000
	>EC10-EC12 Aromatics	mg/kg	0.01	5000
	>EC8-EC40 Aromatics	mg/kg	20	-
	>EC10-EC44 Aromatics	mg/kg	5	-
	>EC12-EC16 Aromatics	mg/kg	0.1	-
	>EC16-EC21 Aromatics	mg/kg	0.1	3800
	>EC21-EC35 Aromatics	mg/kg	0.1	3800
	>EC35-EC44 Aromatics	mg/kg	0.1	3800
	>EC40-EC44 Aromatics	mg/kg	0.1	-
	>EC12-EC44 Aromatics	mg/kg	0.1	-
	TPH Aliphatics & Aromatics >C5-44	mg/kg	0.1	-

		Field ID		WS80003-X-2-00-ES-190912		
		Location Code		WS80003		
		Sample Depth Range		2.0		
		Sampled Date Time		12/09/2019		
		Matrix Description				
		C4SL Public Open Space (POS) Residential		LQM S4UL Public Open Space (POS) Residential - 1% SOM		
Chem Group	ChemName	output unit	EQL			
TPH	>C6-C6	mg/kg	0.02		<0.02	
	>C6-C7	mg/kg	0.02		<0.02	
	>C7-C8	mg/kg	0.02		<0.02	
	>C6-C6	mg/kg	0.2		-	
	>C6-C10	mg/kg	0.02		<0.02	
	>C10-C12	mg/kg	0.02		<0.02	
	>C12-C16	mg/kg	2		<35	
	>C16-C21	mg/kg	2		<35	
	>C21-C28	mg/kg	35		<35	
	>C21-C35	mg/kg	4.38		-	
	>C28-C35	mg/kg	35		<35	
	>C31-C40	mg/kg	10		-	
	>C35-C40	mg/kg	35		<35	
	GRO >C5-10	mg/kg	0.02		-	
	TPH >C6-C40	mg/kg	10		-	
	EPH >C5-40	mg/kg	35		<35	
	EPH >C10-40	mg/kg	35		<35	
	GRO	mg/kg	0.2		-	
	GRO >C5-12	mg/kg	0.1		<0.1	
	BTEX and MTBE	TPH by GC/ED (AR)	mg/kg	10		-
Benzene		mg/kg	0.001	140	72	<0.009
Toluene		mg/kg	0.005		56000	<0.007
Ethylbenzene		mg/kg	0.002		24000	<0.004
Xylene (m & o)		mg/kg	0.004		41000	<0.01
Xylene (o)		mg/kg	0.002		41000	<0.01
Xylene Total		mg/kg	0.02		-	-
MTBE		mg/kg	0.001		-	<0.01
Total BTEX		mg/kg	0.04		-	<0.04
VOC		Styrene	mg/kg	0.001		-
	cis-1,3-dichloroethene	mg/kg	0.001		-	
	trans-1,3-dichloroethene	mg/kg	0.001		-	
	1,1,1,2-tetrachloroethane	mg/kg	0.001	1400	-	
	1,1,1-trichloroethane	mg/kg	0.001	140000	-	
	1,1,2,2-tetrachloroethane	mg/kg	0.001	1400	-	
	1,1,2-trichloroethane	mg/kg	0.001	-	-	
	1,1-dichloroethane	mg/kg	0.001	-	-	
	1,1-dichloroethene	mg/kg	0.001	-	-	
	1,1-dichloroethene	mg/kg	0.001	-	-	
	1,2-dichloroethane	mg/kg	0.001	-	-	
	1,2-dichloroethene	mg/kg	0.001	29	-	
	1,2-dichloroethene	mg/kg	0.001	-	-	
	1,3,5-trimethylbenzene	mg/kg	0.001	-	-	
	1,3-dichloropropane	mg/kg	0.001	-	-	
	2,2-dichloropropane	mg/kg	0.001	-	-	
	2-chlorotoluene	mg/kg	0.001	-	-	
	4-chlorotoluene	mg/kg	0.001	-	-	
	Bromobenzene	mg/kg	0.001	-	-	
	Bromochloromethane	mg/kg	0.001	-	-	
	Bromodichloromethane	mg/kg	0.001	-	-	
	Bromoform	mg/kg	0.001	-	-	
	Bromomethane	mg/kg	0.001	-	-	
	Carbon disulfide	mg/kg	0.007	11000	-	
	Carbon tetrachloride	mg/kg	0.001	890	-	
	Chlorobromomethane	mg/kg	0.001	-	-	
	Chloroethane	mg/kg	0.002	-	-	
	Chloroform	mg/kg	0.001	2500	-	
	Chloromethane	mg/kg	0.003	-	-	
	cis-1,2-dichloroethene	mg/kg	0.005	-	-	
	Dibromomethane	mg/kg	0.001	-	-	
	Dichlorodifluoromethane	mg/kg	0.001	-	-	
	Dichloromethane	mg/kg	0.01	-	-	
	Isopropylbenzene	mg/kg	0.001	-	-	
	n-butylbenzene	mg/kg	0.001	-	-	
	n-propylbenzene	mg/kg	0.001	-	-	
	p-isocrotyltoluene	mg/kg	0.001	-	-	
	sec-butylbenzene	mg/kg	0.001	-	-	
	Trichloroethene	mg/kg	0.001	120	-	
	tert-butylbenzene	mg/kg	0.001	-	-	
	Tetrachloroethene	mg/kg	0.003	1400	-	
	trans-1,2-dichloroethene	mg/kg	0.001	-	-	
	Trichlorofluoromethane	mg/kg	0.001	-	-	
	Vinyl chloride	mg/kg	0.001	3.5	-	
	tert-Amyl methyl ether	mg/kg	0.01	-	-	
VOC/SVOC	1,2,3-trichlorobenzene	mg/kg	0.001	1800	-	
	1,2,4-trichlorobenzene	mg/kg	0.003	15000	-	
	1,2-dichlorobenzene	mg/kg	0.001	90000	-	
	1,3,5-Trichlorobenzene	mg/kg	0.001	1700	-	
	1,3-dichlorobenzene	mg/kg	0.001	300	-	
	1,4-dichlorobenzene	mg/kg	0.001	17000	-	
	Chlorobenzene	mg/kg	0.001	11000	-	
	Hexachlorobutadiene	mg/kg	0.002	25	-	

		Field ID	WS08003-X-2-00-ES-190912
		Location Code	WS08003
		Sample Depth Range	2.0
		Sampled Date Time	12/09/2019
		Matrix Description	
		C4SL Public Open Space (POS)	LQM S4UL Public Open Space (POS) Residential - 1% SOM
Chem Group	ChemName	output unit	EQL
SVOC	Benzyl alcohol	mg/kg	0.5
	Diphenyl ether	mg/kg	0.1
	4-bromophenyl phenyl ether	mg/kg	0.1
	4-nitroaniline	mg/kg	0.1
	4-nitrophenol	mg/kg	0.1
	1,1-Biohenvl	mg/kg	0.1
	1,2,3,4-tetrachlorobenzene	mg/kg	0.001
	1-Methylnaphthalene	mg/kg	0.1
	2,4,5-trichlorophenol	mg/kg	0.1
	2,4,6-trichlorophenol	mg/kg	0.1
	2,4-dichlorophenol	mg/kg	0.1
	2,4-dimethylphenol	mg/kg	0.1
	2,4-dinitrophenol	mg/kg	0.5
	2,4-dinitrotoluene	mg/kg	0.1
	2,6-dinitrotoluene	mg/kg	0.1
	2-chloronaphthalene	mg/kg	0.1
	2-chlorophenol	mg/kg	0.1
	2-methylnaphthalene	mg/kg	0.1
	2-methylphenol	mg/kg	0.1
	2-nitroaniline	mg/kg	0.1
	2-nitrophenol	mg/kg	0.1
	3-nitroaniline	mg/kg	0.1
	4,6-Dinitro-2-methylphenol	mg/kg	0.2
	4-chloro-3-methylphenol	mg/kg	0.1
	4-chloroaniline	mg/kg	0.1
	4-chlorophenol	mg/kg	0.5
	4-chlorophenyl phenyl ether	mg/kg	0.1
	4-methylphenol	mg/kg	0.1
	Azobenzene	mg/kg	0.1
	Benzic Acid	mg/kg	0.5
	Bis(2-chloroethoxy) methane	mg/kg	0.1
	Bis(2-chloroethyl) ether	mg/kg	0.1
	Bis(2-chloroisopropyl) ether	mg/kg	0.1
	Bis(2-ethylhexyl) phthalate	mg/kg	0.1
	Butyl benzyl phthalate	mg/kg	0.1
	Carbazole	mg/kg	0.1
	Dibenzofuran	mg/kg	0.1
	Diethylbithalate	mg/kg	0.1
	Dimethyl phthalate	mg/kg	0.1
	Di-n-butyl phthalate	mg/kg	0.1
	Di-n-octyl phthalate	mg/kg	0.1
	Hexachlorobenzene	mg/kg	0.002
	Hexachlorocyclopentadiene	mg/kg	0.1
	Hexachloroethane	mg/kg	0.1
	Isophorone	mg/kg	0.1
	Nitrobenzene	mg/kg	0.1
	N-nitrosodi-n-propylamine	mg/kg	0.1
n-Nitrosodiphenylamine	mg/kg	0.1	
Pentachlorobenzene	mg/kg	0.001	
Pentachloronitrobenzene	mg/kg	0.05	
Pentachlorophenol	mg/kg	0.1	
PCB	PCB-110	mg/kg	-
	PCB-128	mg/kg	-
	PCB-141	mg/kg	-
	PCB-149	mg/kg	-
	PCB-151	mg/kg	-
	PCB-158	mg/kg	-
	PCB-170	mg/kg	-
	PCB-18	mg/kg	-
	PCB-183	mg/kg	-
	PCB-187	mg/kg	-
	PCB-194	mg/kg	-
	PCB-31	mg/kg	-
	PCB-44	mg/kg	-
	PCB-49	mg/kg	-
	2,2,4-tetrachloro-1,1-Biphenvl	mg/kg	-
	2,3,4,4-tetrachloro-1,1-Biphenvl	mg/kg	-
	Heptachlorobiphenvl, 2,3,3,4,4,5,5- (PCB 189)	mg/kg	0.003
	Hexachlorobiphenvl, 2,3,3,4,4,5- (PCB 156)	mg/kg	0.003
	Hexachlorobiphenvl, 2,3,3,4,4,5- (PCB 157)	mg/kg	0.003
	Hexachlorobiphenvl, 2,3,4,4,5,5- (PCB 167)	mg/kg	0.003
	Hexachlorobiphenvl, 3,3,4,4,5,5- (PCB 169)	mg/kg	0.003
	PCB 101	mg/kg	0.003
	PCB 118	mg/kg	0.003
	PCB 138	mg/kg	0.003
	PCB 153	mg/kg	0.003
	PCB 160	mg/kg	0.003
	PCB 26	mg/kg	0.003
	PCB 52	mg/kg	0.003
	Pentachlorobiphenvl, 2,3,3,4,4- (PCB 105)	mg/kg	0.003
	Pentachlorobiphenvl, 2,3,3,4,4,5- (PCB 114)	mg/kg	0.003
	Pentachlorobiphenvl, 2,3,4,4,5- (PCB 123)	mg/kg	0.003
	Pentachlorobiphenvl, 3,3,4,4,5- (PCB 126)	mg/kg	0.003
	Tetrachlorobiphenvl, 3,3,4,4- (PCB 77)	mg/kg	0.003
Tetrachlorobiphenvl, 3,4,4,5- (PCB 81)	mg/kg	0.003	
Total PCB 7 congeners	mg/kg	0.021	
Total PCB WHO 12	mg/kg	0.036	

		Field ID	WS08003-X-2-00-ES-190912
		Location Code	WS08003
		Sample Depth Range	2.0
		Sampled Date Time	12/09/2019
		Matrix Description	
		C4SL Public Open Space (POS) Residential	LQM S4UL Public Open Space (POS) Residential - 1% SOM
Chem Group	ChemName	output unit	EQL
Phenolics	Xlenols	mg/kg	0.015
	Phenol Index	mg/kg	0.5
	3-84-methylphenol	mg/kg	0.1
	Cresol Total	mg/kg	0.01
	Phenol	mg/kg	0.01
Organotins	Phenols Monohydric	mg/kg	0.035
	Dibutyltin	mg/kg	-
	Monophenyltin	mg/kg	-
	Diphenyltin	mg/kg	-
	Monobutyltin	mg/kg	-
Pesticides	Tetraethyltin	mg/kg	0.001
	Tributyltin	mg/kg	-
	Triphenyltin	mg/kg	-
	Ethionphos	mg/kg	0.002
	Heptachlor epoxide	mg/kg	0.002
	Methachlorphos	mg/kg	0.002
	Propetamphos	mg/kg	0.002
	Simetryn	mg/kg	0.05
	Sodium Acifluorfen	mg/kg	-
	Tosamane	mg/kg	0.003
	2,4,5-TP (Silvex)	mg/kg	-
	Hedonal	mg/kg	-
	2,4-DDT	mg/kg	0.003
	2,4-Dichloroprop	mg/kg	-
	4-(2,4-Dichlorophenoxy)butyric Acid (2,4-DB)	mg/kg	-
	4,4-DDE	mg/kg	0.005
	4-Chlorophenoxy acetic acid	mg/kg	-
	a-BHC	mg/kg	0.002
	Aldrin	mg/kg	0.002
	Ametryn	mg/kg	0.05
	Acetyl (hexenyl)	mg/kg	-
	Atraton	mg/kg	0.05
	Atrazine	mg/kg	0.05
	Azinophos methyl	mg/kg	0.005
	b-BHC	mg/kg	0.002
	Bentazone	mg/kg	0.1
	Bromoxynil	mg/kg	-
	Carboethiothion	mg/kg	0.003
	chloridane	mg/kg	0.002
	Chlordane (cis)	mg/kg	0.002
	Azinphos Ethyl	mg/kg	0.005
	Chlordane (trans)	mg/kg	0.05
	Chlorfenvinphos	mg/kg	0.003
	Chlorotoluron	mg/kg	-
	Chlorovifos	mg/kg	0.002
	Chlorpyrifos-methyl	mg/kg	0.002
	Cyanazine	mg/kg	-
	d-BHC	mg/kg	0.002
	DDD	mg/kg	0.005
	DDT	mg/kg	0.005
	Chlorothalonil	mg/kg	0.002
	Diazinon	mg/kg	0.001
	Dicamba	mg/kg	-
	Dichlobenil	mg/kg	0.001
	cis-Permethrin	mg/kg	0.003
	Dichlorvos	mg/kg	0.002
	Diclofop	mg/kg	0.005
	Dieldrin	mg/kg	0.003
	Dimethoate	mg/kg	0.003
	Dinoseb	mg/kg	-
	Diuron	mg/kg	-
	Endosulfan I	mg/kg	0.001
	Endosulfan II	mg/kg	0.01
	Endosulfan sulphate	mg/kg	0.005
	Endrin	mg/kg	0.003
Endrin ketone	mg/kg	0.03	
Ethion	mg/kg	0.003	
Fenitrothion	mg/kg	0.005	
Fenithion	mg/kg	0.01	
Fluroxypyr	mg/kg	0.1	

		Field ID	WS08003-X-2-00-ES-190912
		Location Code	WS08003
		Sample Depth Range	2.6
		Sampled Date Time	12/09/2019
		Matrix Description	
		C4SL Public Open Space (POS) Residential	LQM S4UL Public Open Space (POS) Residential - 1% SOM
Chem Group	ChemName	output unit	EQL
	γ-BHC (Lindane)	mg/kg	0.001
	Heptachlor	mg/kg	0.003
	Isodrin	mg/kg	0.002
	Isoproturon	mg/kg	-
	Linuron	mg/kg	-
	Malathion	mg/kg	0.002
	2-Methyl-4-chlorophenoxyacetic acid	mg/kg	-
	2-Methyl-4-Chlorophenoxy Butanoic Acid	mg/kg	-
	Mecoprop	mg/kg	-
	Methoxychlor	mg/kg	0.005
	Methyl carathion	mg/kg	0.01
	Mevinphos (Phosdrin)	mg/kg	0.002
	o,p-DDD	mg/kg	0.005
	o,p'-DDE	mg/kg	0.002
	o,p'-Methoxychlor	mg/kg	0.05
	Parathion	mg/kg	0.005
	Pendimethalin	mg/kg	0.01
	Permethrin	mg/kg	0.05
	Permethrin II	mg/kg	0.003
	Phorate	mg/kg	0.01
	Priniphos-methyl	mg/kg	0.002
	Priniphos-ethyl	mg/kg	0.002
	Prometon	mg/kg	0.05
	Prometryn	mg/kg	0.05
	Pronamide	mg/kg	0.002
	Propazine	mg/kg	0.05
	Propiconazole	mg/kg	-
	Propoxycarbazono-sodium	mg/kg	-
	Simazine	mg/kg	0.05
	Terbutryn	mg/kg	0.05
	Terbutylazine	mg/kg	0.05
	Phoxalone	mg/kg	0.005
	Phosphamidon	mg/kg	0.005
	Triadimefon	mg/kg	0.002
	Triallate	mg/kg	0.002
	Triclopyr	mg/kg	0.1
	Triclosan	mg/kg	-
	Trifluralin	mg/kg	0.01
	Tebuconazole	mg/kg	-
	Telodrin	mg/kg	0.05
	Triazophos	mg/kg	0.003
SVOC TIC	SVOC TICs - Detect	Detect	-
	Anthraquinone 9,10-	mg/kg	-
	SVOC Tentatively Identified Compounds	mg/kg	0.1
	Aniline	mg/kg	0.3
VOC TIC	VOC TICs - Detect	Detect	-
	VOC Tentatively Identified Compounds	mg/kg	0.05
	Freon 113	mg/kg	0.005
Other	Temperature	°C	19.3
	Conductivity @ 20°C	µS/cm	14
	% Stones >4mm	%	1020 - 1060
	Fraction of non-crushable material	%	-
	Moisture Content (dried @35°C)	%	24
	Moisture Content 105C	%	0.1
	pH (Lab)	pH Units	1
	Stone Content	%	0.1
	Total Organic Carbon	%	0.02

**Env Stds Comments**  
 #1:GAC is only presented as speciated chromium. 7.7mg/kg is used for hexavalent. If hexavalent chromium (CVI) data is available, a value of 1,500mg/kg r  
 #2:C4SL for lead adopted  
 #3:GAC only presented as speciated mercury. 16mg/kg is used for elemental mercury. If the CSM indicates that elemental mercury is not a CoC and mercury  
 #4:Updated S4UL for nickel  
 #5:S4UL exceeds solubility saturation limit  
 #6:Criteria derived for Al<sup>i>-C16-C35 split between Al<sup>i>-C16-21 & Al<sup>i>-C21-35. Requires summation of fractions to use Al<sup>i>-C16-C35 criteria.  
 #7:Criteria presented is for p-xylene. A separate value is presented for o-xylene.  
 #8:S4UL based on a threshold protective of direct skin contact with phenol

Legend	
≥8.2	Results exceeds GAC.
<50	Results MDL is greater than GAC.
NAD	No asbestos detected.
-	Determinand has not been tested for.

**Notes**  
 A range is given where a determinand has been analysed for by more than one method.

## Annex B-C Soil leachate assessment screening results

				Field_ID	BH06014-X-0.05-ES-191111	BH06014-X-0.50-ES-191111	BH06014-X-1.00-ES-191111	BH06014-X-1.20-ES-191111	BH06014-X-1.60-ES-191119	BH06014-X-2.60-ES-191119		
				Location_Code	BH06014	BH06014	BH06014	BH06014	BH06014	BH06014		
				Sample_Dept	0.05	0.5	1	1.2	1.6	2.6		
				Sample_Dept_Range								
				Sampled_Date_Time	11/11/2019	11/11/2019	11/11/2019	11/11/2019	19/11/2019	19/11/2019		
				Matrix_Description								
				UK Drinking Water Standards								
				UK Estuaries and coastal waters EQS								
				UK Freshwater EQS								
Chem_Group	ChemName	output unit	EQI									
Metals	Antimony	µg/L	1	5 <sup>#1</sup>			<1	<1	3	33		
	Arsenic	µg/L	0.5	10 <sup>#1</sup>	25 <sup>#2</sup>	50 <sup>#2</sup>	<1	<1	3	6		
	Boron	µg/L	10	1000 <sup>#1</sup>	7000 <sup>#3</sup>	2000 <sup>#3</sup>	310	280	260	80	150	
	Cadmium	µg/L	0.02	5 <sup>#1</sup>	0.2 <sup>#4</sup>	0.08 <sup>#5</sup>	0.02	<0.02	<0.02	<0.02	0.1	
	Chromium (hexavalent)	µg/L	3		0.6 <sup>#4</sup>	3.4 <sup>#4</sup>	<3	<3	<3	<3	<3	
	Chromium	µg/L	1	50 <sup>#1</sup>	0.6 <sup>#4</sup>	3.4 <sup>#5</sup>	<1	<1	<1	<1	1	
	Chromium (Trivalent)	µg/L	3		4.7 <sup>#4</sup>		-	-	-	<3	<3	
	Cobalt	µg/L	0.5		3 <sup>#7</sup>	3 <sup>#7</sup>	<1	<1	<1	<1	<1	
	Copper	µg/L	0.3	2000 <sup>#1</sup>	3.76 <sup>#8</sup>	1(bio) <sup>#9</sup>	<1	<1	1	2	11	
	Lead	µg/L	0.2	10 <sup>#1</sup>	1.3 <sup>#4</sup>	1.2(bio) <sup>#9</sup>	<1	<1	<1	<1	1	
	Mercury	µg/L	0.01	1 <sup>#1</sup>	0.07(MAC) <sup>#10</sup>	0.07(MAC) <sup>#10</sup>	<0.03	<0.03	<0.03	0.29	0.19	
	Molybdenum	µg/L	1	70 <sup>#11</sup>	6		6	13	12	6	62	
	Nickel	µg/L	0.4	20 <sup>#1</sup>	8.6 <sup>#4</sup>	4(bio) <sup>#9</sup>	5	3	2	4	11	
	Selenium	µg/L	1	10 <sup>#1</sup>			30	44	18	21	2	
	Vanadium	µg/L	1		100 <sup>#12</sup>	20 <sup>#13</sup>	<1	<1	2	<1	6	
	Zinc	µg/L	1	3000 <sup>#14</sup>		10.9(bio) <sup>#9</sup>	2	2	4	<2	4	
Inorganics	Available Phosphate	mg/l	6				-	-	-	-		
	Available Phosphorus	mg/l	2				-	-	-	-		
	Ammoniacal Nitrogen as N	mg/L	0.002		0.02 <sup>#2</sup>	0.6 <sup>#15</sup>	0.05	0.1	0.04	0.04	0.03	4.1
	Calcium	mg/L	0.2				268	197	235	557	113	598
	Chloride	mg/L	1	250 <sup>#1</sup>			17	18	19	20	30	28
	Cyanide (Free)	µg/L	2.5	50 <sup>#1</sup>	1 <sup>#2</sup>	250 <sup>#3</sup>	<20	<20	<20	<20	<20	<20
	Cyanide Total	µg/L	5	50 <sup>#1</sup>	1 <sup>#2</sup>	1 <sup>#2</sup>	<20	<20	<20	<20	<20	<20
	cyanides-complex	µg/L	5	50 <sup>#1</sup>	1 <sup>#2</sup>	1 <sup>#2</sup>	-	-	-	-	-	-
	Fluoride	µg/L	100	1500 <sup>#1</sup>	5000 <sup>#7</sup>	1000 <sup>#16</sup>	300	500	400	400	700	1600
	Magnesium	mg/L	0.036				58	32	24	50	6	32
	Potassium	mg/L	0.2				49	44	40	51	5	27
Sodium	mg/L	0.076	200 <sup>#1</sup>			121	120	107	128	29	41	
Sulphate	mg/L	2	250(SO4) <sup>#17</sup>		400 <sup>#3</sup>	1040	816	849	1720	255	1230	
Phenolics	Xylenols	µg/L	0.5				-	-	-	-	-	
	Trimethylphenols	µg/L	0.5				<0.5	<0.5	<0.5	<0.5	<0.5	
	Cresol Total	µg/L	0.5				<0.5	<0.5	<0.5	<0.5	<0.5	
	Dimethylphenols	µg/L	0.5				<0.5	<0.5	<0.5	<0.5	<0.5	
	Phenol	µg/L	0.5	5800 <sup>#18</sup>	7.7 <sup>#2</sup>	7.7 <sup>#2</sup>	<0.5	<0.5	4.6	<0.5	<0.5	3.5
Phenols Monohydric	µg/L	0.5				<0.5	<0.5		<0.5			
Other	Temperature	°C					-	-	-	-	-	
	Conductivity @ 25oC	mS/cm	0.01				1.9	1.57	1.58	2.51	0.704	2.11
	Conductivity @ 20oC	µS/cm	14				-	-	-	-	-	
	pH (Lab)	pH Units	1	6.5-9.5 <sup>#1</sup>	6-8.5(MAC) <sup>#19</sup>	6-9(MAC) <sup>#19</sup>	7.7	7.4	7.3	7.3	7.6	8.2

Field_ID	BH06014-X-0.05-ES-191111	BH06014-X-0.50-ES-191111	BH06014-X-1.00-ES-191111	BH06014-X-1.20-ES-191111	BH06014-X-1.60-ES-191119	BH06014-X-2.60-ES-191119
Location_Code	BH06014	BH06014	BH06014	BH06014	BH06014	BH06014
Sample_Depth_Range	0.05	0.5	1	1.2	1.6	2.6
Sampled_Date_Time	11/11/2019	11/11/2019	11/11/2019	11/11/2019	19/11/2019	19/11/2019
Matrix_Description	UK Drinking Water Standards	UK Estuaries and coastal waters EQS	UK Freshwater EQS			

Chem_Group	ChemName	output unit	EQL
------------	----------	-------------	-----

**Environmental Standards Comments**

- #1:Water Supply (Water Quality) Regulations 2016.
- #2:Water Framework Directive (Standards and Classification) Directions (England and Wales) 2015.
- #3:Operational Targets and EQS. EA, April 2018
- #4:Water Framework Directive (Standards & Classification) Directions (England & Wales) 2015. Dissolved fraction.
- #5:Water Framework Directive (Standards & Classification) Directions (England & Wales) 2015. Dissolved fraction. Lowest criteria presented (<40mg/l of CaCO3). See 'further assessment' if criteria exceeded and hardness (CaCO3) data available.
- #6:Water Framework Directive (Standards and Classification) Directions (England and Wales) 2015. Dissolved Fraction. If hexavalent chromium (CrVI) data is available, a value of 4.7µg/l may be appropriate for the remaining trivalent chromium (CrIII).
- #7:Operational Targets and EQS. EA, April 2018. Dissolved fraction.
- #8:Water Framework Directive (Standards and Classification) Directions (England and Wales) 2015. Dissolved Fraction. If DOC >1mg/l then a higher criteria applies (3.76\*(2.677\*(DOC2+0.5))
- #9:Water Framework Directive (Standards & Classification) Directions (England & Wales) 2015. Dissolved & bioavailable (bio) fraction plus background. M-BAT tool to assess: <http://wfd.uk.org/resources/river-lakes-metal-bioavailability-assessment-tool-m-bat>
- #10:Water Framework Directive (Standards and Classification) Directions (England and Wales) 2015. Dissolved Fraction. MAC adopted in absence of AA value.
- #11:Guidelines for Drinking-water Quality, 4th Edition. WHO, 2011. Informal value.
- #12:Operational Targets and EQS. EA, April 2018.
- #13:Operational Targets and EQS. EA, April 2018. Lowest criteria presented (<200mg/l CaCO3). See 'further assessment' values if criteria exceeded and hardness (CaCO3) data available.
- #14:Guidelines for Drinking-water Quality, 4th Edition. WHO, 2011. Based on taste rather than a formal guideline.
- #15:Water Framework Directive (Standards and Classification) Directions (England and Wales) 2015. Indicator of 'good' status (90%ile) - Ammonia standard for lakes and rivers (total ammonia as nitrogen).
- #16:Operational Targets and EQS. EA, April 2018. Dissolved fraction. Lowest criteria presented (<50 mg/l CaCO3). See 'further assessment' values if criteria exceeded and hardness (CaCO3) data available.
- #17:Water Supply (Water Quality) Regulations 2016. As SO4.
- #18:US EPA Regional Screening Levels, May 2019. <https://www.epa.gov/risk/regional-screening-levels-rsls-generic-tables>
- #19:Operational Targets and EQS. EA, April 2018. Maximum Allowable Concentration (MAC) adopted in absence of Annual Average (AA) value.

**Legend**

36.2	Results exceeds GAC.
<50	Results MDL is greater than GAC.
-	Determinand has not been tested for.

**Notes**

A range is given where a determinand has been analysed for by more than one method.



				Field_ID	BH06014-X-3.60-ES-191119	BH06014-X-4.50-ES-191119	BH06014-X-5.50-ES-191119	BH06014-X-6.50-ES-191120	BH06014-X-6.50-ES-191120	BH06014-X-7.60-ES-191120	
				Location_Code	BH06014	BH06014	BH06014	BH06014	BH06014	BH06014	
				Sample_Depth Range	3.6	4.5	5.5	6.5	6.5	7.6	
				Sampled Date Time	19/11/2019	19/11/2019	19/11/2019	20/11/2019	20/11/2019	20/11/2019	
				Matrix Description							
				UK Drinking Water Standards							
				UK Estuaries and coastal waters EQS							
				UK Freshwater EQS							
Chem_Group	ChemName	output unit	EQI								
Metals	Antimony	µg/L	1	5 <sup>#1</sup>		9	13	14	-	8	2
	Arsenic	µg/L	0.5	10 <sup>#1</sup>	25 <sup>#2</sup>	7	6	12	-	4	12
	Boron	µg/L	10	1000 <sup>#1</sup>	7000 <sup>#3</sup>	1160	1190	3140	-	1570	1360
	Cadmium	µg/L	0.02	5 <sup>#1</sup>	0.2 <sup>#4</sup>	0.1	0.1	0.19	-	<0.02	<0.02
	Chromium (hexavalent)	µg/L	3		0.6 <sup>#4</sup>	<3	<3	<3	-	<3	<3
	Chromium	µg/L	1	50 <sup>#1</sup>	0.6 <sup>#4</sup>	2	2	<1	-	<1	<1
	Chromium (Trivalent)	µg/L	3		4.7 <sup>#4</sup>	<3	<3	<3	-	<3	<3
	Cobalt	µg/L	0.5		3 <sup>#7</sup>	2	2	5	-	<1	<1
	Copper	µg/L	0.3	2000 <sup>#1</sup>	3.76 <sup>#8</sup>	63	73	3	-	<1	<1
	Lead	µg/L	0.2	10 <sup>#1</sup>	1.3 <sup>#4</sup>	<1	<1	2	-	<1	<1
	Mercury	µg/L	0.01	1 <sup>#1</sup>	0.07(MAC) <sup>#10</sup>	0.1	<0.03	<0.03	-	<0.03	<0.03
	Molybdenum	µg/L	1	70 <sup>#11</sup>		25	27	38	-	89	66
	Nickel	µg/L	0.4	20 <sup>#1</sup>	8.6 <sup>#4</sup>	17	20	16	-	5	<1
	Selenium	µg/L	1	10 <sup>#1</sup>		1	2	1	-	13	1
	Vanadium	µg/L	1		100 <sup>#12</sup>	20 <sup>#13</sup>	10	9	-	1	4
Zinc	µg/L	1	3000 <sup>#14</sup>		10	15	232	-	54	3	
Inorganics	Available Phosphate	mg/l	6			-	-	-	-	-	-
	Available Phosphorus	mg/l	2			-	-	-	-	-	-
	Ammoniacal Nitrogen as N	mg/L	0.002		0.02 <sup>#2</sup>	3	2.1	2.6	4.7	4.6	10.4
	Calcium	mg/L	0.2			658	660	398	-	84	33
	Chloride	mg/L	1	250 <sup>#1</sup>		58	61	257	-	521	3530
	Cyanide (Free)	µg/L	2.5	50 <sup>#1</sup>	1 <sup>#2</sup>	<20	<20	<20	-	<20	<20
	Cyanide Total	µg/L	5	50 <sup>#1</sup>	1 <sup>#2</sup>	<20	<20	<20	-	<20	<20
	cyanides-complex	µg/L	5	50 <sup>#1</sup>	1 <sup>#2</sup>	-	-	-	-	-	-
	Fluoride	µg/L	100	1500 <sup>#1</sup>	5000 <sup>#7</sup>	<100	<100	500	-	1400	800
	Magnesium	mg/L	0.036			150	183	113	-	57	105
	Potassium	mg/L	0.2			31	24	37	-	59	143
Sodium	mg/L	0.076		200 <sup>#1</sup>	98	88	222	-	411	2300	
Sulphate	mg/L	2	250(SO4) <sup>#17</sup>		400 <sup>#3</sup>	1960	2220	1310	-	487	41
Phenolics	Xylenols	µg/L	0.5			-	-	-	-	-	-
	Trimethylphenols	µg/L	0.5			<0.5	<0.5	<0.5	-	<0.5	<0.5
	Cresol Total	µg/L	0.5			<0.5	<0.5	<0.5	-	<0.5	<0.5
	Dimethylphenols	µg/L	0.5			<0.5	<0.5	<0.5	-	<0.5	<0.5
	Phenol	µg/L	0.5	5800 <sup>#18</sup>	7.7 <sup>#2</sup>	2.6	1.8	<0.5	-	4	3.3
Phenols Monohydric	µg/L	0.5						-			
Other	Temperature	°C				-	-	-	-	-	-
	Conductivity @ 25oC	mS/cm	0.01			3.32	3.4	3.23	-	2.93	11.3
	Conductivity @ 20oC	µS/cm	14			-	-	-	-	-	-
	pH (Lab)	pH Units	1	6.5-9.5 <sup>#1</sup>	6-8.5(MAC) <sup>#19</sup>	6-9(MAC) <sup>#19</sup>	7.7	7.7	7.7	-	8

Field_ID	BH06014-X-3.60-ES-191119	BH06014-X-4.50-ES-191119	BH06014-X-5.50-ES-191119	BH06014-X-6.50-ES-191120	BH06014-X-6.50-ES-191120	BH06014-X-7.60-ES-191120
Location_Code	BH06014	BH06014	BH06014	BH06014	BH06014	BH06014
Sample_Depth_Range	3.6	4.5	5.5	6.5	6.5	7.6
Sampled_Date_Time	19/11/2019	19/11/2019	19/11/2019	20/11/2019	20/11/2019	20/11/2019
Matrix_Description	UK Drinking Water Standards	UK Estuaries and coastal waters EQS	UK Freshwater EQS			

Chem_Group	ChemName	output unit	EQL

**Environmental Standards Comments**

- #1:Water Supply (Water Quality) Regulations 2016.
- #2:Water Framework Directive (Standards and Classification) Directions (England and Wales) 2015.
- #3:Operational Targets and EQS. EA, April 2018
- #4:Water Framework Directive (Standards & Classification) Directions (England & Wales) 2015. Dissolved fraction.
- #5:Water Framework Directive (Standards & Classification) Directions (England & Wales) 2015. Dissolved fraction. Lowest criteria presented (<40mg/l of CaCO3). See 'further assessment' if criteria exceeded and hardness (CaCO3) data available.
- #6:Water Framework Directive (Standards and Classification) Directions (England and Wales) 2015. Dissolved Fraction. If hexavalent chromium (CrVI) data is available, a value of 4.7µg/l may be appropriate for the remaining trivalent chromium (CrIII).
- #7:Operational Targets and EQS. EA, April 2018. Dissolved fraction.
- #8:Water Framework Directive (Standards and Classification) Directions (England and Wales) 2015. Dissolved Fraction. If DOC >1mg/l then a higher criteria applies (3.76\*(2.677\*(DOC2+0.5))
- #9:Water Framework Directive (Standards & Classification) Directions (England & Wales) 2015. Dissolved & bioavailable (bio) fraction plus background. M-BAT tool to assess: <http://wfd.uk.org/resources/river-lakes-metal-bioavailability-assessment-tool-m-bat>
- #10:Water Framework Directive (Standards and Classification) Directions (England and Wales) 2015. Dissolved Fraction. MAC adopted in absence of AA value.
- #11:Guidelines for Drinking-water Quality, 4th Edition. WHO, 2011. Informal value.
- #12:Operational Targets and EQS. EA, April 2018.
- #13:Operational Targets and EQS. EA, April 2018. Lowest criteria presented (<200mg/l CaCO3). See 'further assessment' values if criteria exceeded and hardness (CaCO3) data available.
- #14:Guidelines for Drinking-water Quality, 4th Edition. WHO, 2011. Based on taste rather than a formal guideline.
- #15:Water Framework Directive (Standards and Classification) Directions (England and Wales) 2015. Indicator of 'good' status (90%ile) - Ammonia standard for lakes and rivers (total ammonia as nitrogen).
- #16:Operational Targets and EQS. EA, April 2018. Dissolved fraction. Lowest criteria presented (<50 mg/l CaCO3). See 'further assessment' values if criteria exceeded and hardness (CaCO3) data available.
- #17:Water Supply (Water Quality) Regulations 2016. As SO4.
- #18:US EPA Regional Screening Levels, May 2019. <https://www.epa.gov/risk/regional-screening-levels-rsls-generic-tables>
- #19:Operational Targets and EQS. EA, April 2018. Maximum Allowable Concentration (MAC) adopted in absence of Annual Average (AA) value.

**Legend**

36.2	Results exceeds GAC.
<50	Results MDL is greater than GAC.
-	Determinand has not been tested for.

**Notes**

A range is given where a determinand has been analysed for by more than one method.

				Field_ID	BH06015-X-0.05-ES-191113	BH06015-X-0.50-ES-191113	BH06015-X-1.00-ES-191113	BH06015-X-1.00-ES-191113	BH06015-X-2.00-ES-191126	BH06015-X-2.00-ES-191126
				Location_Code	BH06015	BH06015	BH06015	BH06015	BH06015	BH06015
				Sample_Death_Range	0.05	0.5	1	1	2	2
				Sampled_Date_Time	13/11/2019	13/11/2019	13/11/2019	13/11/2019	26/11/2019	26/11/2019
				Matrix_Description						
				UK Drinking Water Standards						
				UK Estuaries and coastal waters EQS						
				UK Freshwater EQS						
Chem_Group	ChemName	output unit	EQL							
Metals	Antimony	µg/L	1	5 <sup>#1</sup>			2	<1	-	6
	Arsenic	µg/L	0.5	10 <sup>#1</sup>	25 <sup>#2</sup>	50 <sup>#2</sup>	2	<1	3	4
	Boron	µg/L	10	1000 <sup>#1</sup>	7000 <sup>#3</sup>	2000 <sup>#3</sup>	260	280	-	170
	Cadmium	µg/L	0.02	5 <sup>#1</sup>	0.2 <sup>#4</sup>	0.08 <sup>#5</sup>	<0.02	<0.02	-	0.89
	Chromium (hexavalent)	µg/L	3		0.6 <sup>#4</sup>	3.4 <sup>#4</sup>	<3	<3	-	<3
	Chromium	µg/L	1	50 <sup>#1</sup>	0.6 <sup>#4</sup>	3.4 <sup>#6</sup>	<1	<1	-	<1
	Chromium (Trivalent)	µg/L	3			4.7 <sup>#4</sup>	<3	<3	-	-
	Cobalt	µg/L	0.5		3 <sup>#7</sup>	3 <sup>#7</sup>	<1	<1	-	27
	Copper	µg/L	0.3	2000 <sup>#1</sup>	3.76 <sup>#8</sup>	1(bio) <sup>#9</sup>	4	<1	-	7
	Lead	µg/L	0.2	10 <sup>#1</sup>	1.3 <sup>#4</sup>	1.2(bio) <sup>#9</sup>	<1	<1	-	1
	Mercury	µg/L	0.01	1 <sup>#1</sup>	0.07(MAC) <sup>#10</sup>	0.07(MAC) <sup>#10</sup>	<0.03	<0.03	-	0.05
	Molybdenum	µg/L	1	70 <sup>#11</sup>			6	12	24	13
	Nickel	µg/L	0.4	20 <sup>#1</sup>	8.6 <sup>#4</sup>	4(bio) <sup>#9</sup>	1	2	2	30
	Selenium	µg/L	1	10 <sup>#1</sup>			3	39	27	4
	Vanadium	µg/L	1		100 <sup>#12</sup>	20 <sup>#13</sup>	3	<1	6	<1
	Zinc	µg/L	1	3000 <sup>#14</sup>		10.9(bio) <sup>#9</sup>	<2	<2	-	238
Inorganics	Available Phosphate	mg/l	6				-	-	-	-
	Available Phosphorus	mg/l	2				-	-	-	-
	Ammoniacal Nitrogen as N	mg/L	0.002		0.02 <sup>#2</sup>	0.6 <sup>#15</sup>	0.03	0.03	0.14	3.7
	Calcium	mg/L	0.2				292	150	152	310
	Chloride	mg/L	1	250 <sup>#1</sup>		250 <sup>#3</sup>	11	24	28	21
	Cyanide (Free)	µg/L	2.5	50 <sup>#1</sup>	1 <sup>#2</sup>	1 <sup>#2</sup>	<20	<20	-	<20
	Cyanide Total	µg/L	5	50 <sup>#1</sup>	1 <sup>#2</sup>	1 <sup>#2</sup>	<20	<20	-	<20
	cyanides-complex	µg/L	5	50 <sup>#1</sup>	1 <sup>#2</sup>	1 <sup>#2</sup>	-	-	-	-
	Fluoride	µg/L	100	1500 <sup>#1</sup>	5000 <sup>#7</sup>	1000 <sup>#16</sup>	300	500	400	800
	Magnesium	mg/L	0.036				20	37	9	26
Potassium	mg/L	0.2				28	30	28	15	
Sodium	mg/L	0.076		200 <sup>#1</sup>		71	119	108	13	
Sulphate	mg/L	2	250(SO4) <sup>#17</sup>		400 <sup>#3</sup>	923	731	615	780	
Phenolics	Xylenols	µg/L	0.5				-	-	-	-
	Trimethylphenols	µg/L	0.5				<0.5	<0.5	-	2.3
	Cresol Total	µg/L	0.5				<0.5	<0.5	-	<0.5
	Dimethylphenols	µg/L	0.5				<0.5	<0.5	-	<0.5
	Phenol	µg/L	0.5	5800 <sup>#18</sup>	7.7 <sup>#2</sup>	7.7 <sup>#2</sup>	0.9	0.6	-	<0.5
Phenols Monohydric	µg/L	0.5								
Other	Temperature	°C					-	-	-	-
	Conductivity @ 25oC	mS/cm	0.01				1.72	1.54	1.33	1.46
	Conductivity @ 20oC	µS/cm	14				-	-	-	-
	pH (Lab)	pH Units	1	6.5-9.5 <sup>#1</sup>	6-8.5(MAC) <sup>#19</sup>	6-9(MAC) <sup>#19</sup>	7.6	7.5	7.4	-

Field_ID	Location_Code	Sample_Depth_Range	Sampled_Date_Time	Matrix_Description
BH06015-X-0.05-ES-191113	BH06015	0,05	13/11/2019	UK Drinking Water Standards
BH06015-X-0.50-ES-191113	BH06015	0,5	13/11/2019	UK Estuaries and coastal waters EQS
BH06015-X-1.00-ES-191113	BH06015	1	13/11/2019	UK Freshwater EQS
BH06015-X-1.00-ES-191113	BH06015	1	13/11/2019	
BH06015-X-2.00-ES-191126	BH06015	2	26/11/2019	
BH06015-X-2.00-ES-191126	BH06015	2	26/11/2019	

Chem_Group	ChemName	output unit	EQL

**Environmental Standards Comments**

- #1:Water Supply (Water Quality) Regulations 2016.
- #2:Water Framework Directive (Standards and Classification) Directions (England and Wales) 2015.
- #3:Operational Targets and EQS. EA, April 2018
- #4:Water Framework Directive (Standards & Classification) Directions (England & Wales) 2015. Dissolved fraction.
- #5:Water Framework Directive (Standards & Classification) Directions (England & Wales) 2015. Dissolved fraction. Lowest criteria presented (<40mg/l of CaCO3). See 'further assessment' if criteria exceeded and hardness (CaCO3) data available.
- #6:Water Framework Directive (Standards and Classification) Directions (England and Wales) 2015. Dissolved Fraction. If hexavalent chromium (CrVI) data is available, a value of 4.7µg/l may be appropriate for the remaining trivalent chromium (CrIII).
- #7:Operational Targets and EQS. EA, April 2018. Dissolved fraction.
- #8:Water Framework Directive (Standards and Classification) Directions (England and Wales) 2015. Dissolved Fraction. If DOC >1mg/l then a higher criteria applies (3.76\*(2.677\*(DOC2+0.5))
- #9:Water Framework Directive (Standards & Classification) Directions (England & Wales) 2015. Dissolved & bioavailable (bio) fraction plus background. M-BAT tool to assess: <http://wfd.uk.org/resources/river-lakes-metal-bioavailability-assessment-tool-m-bat>
- #10:Water Framework Directive (Standards and Classification) Directions (England and Wales) 2015. Dissolved Fraction. MAC adopted in absence of AA value.
- #11:Guidelines for Drinking-water Quality, 4th Edition. WHO, 2011. Informal value.
- #12:Operational Targets and EQS. EA, April 2018.
- #13:Operational Targets and EQS. EA, April 2018. Lowest criteria presented (<200mg/l CaCO3). See 'further assessment' values if criteria exceeded and hardness (CaCO3) data available.
- #14:Guidelines for Drinking-water Quality, 4th Edition. WHO, 2011. Based on taste rather than a formal guideline.
- #15:Water Framework Directive (Standards and Classification) Directions (England and Wales) 2015. Indicator of 'good' status (90%ile) - Ammonia standard for lakes and rivers (total ammonia as nitrogen).
- #16:Operational Targets and EQS. EA, April 2018. Dissolved fraction. Lowest criteria presented (<50 mg/l CaCO3). See 'further assessment' values if criteria exceeded and hardness (CaCO3) data available.
- #17:Water Supply (Water Quality) Regulations 2016. As SO4.
- #18:US EPA Regional Screening Levels, May 2019. <https://www.epa.gov/risk/regional-screening-levels-rsls-generic-tables>
- #19:Operational Targets and EQS. EA, April 2018. Maximum Allowable Concentration (MAC) adopted in absence of Annual Average (AA) value.

**Legend**

36.2	Results exceeds GAC.
<50	Results MDL is greater than GAC.
-	Determinand has not been tested for.

**Notes**

A range is given where a determinand has been analysed for by more than one method.

				Field_ID	BH06015-X-3.00-ES-191126	BH06015-X-3.00-ES-191126	BH06015-X-4.00-ES-191126	BH06015-X-4.00-ES-191126	BH06015-X-5.00-ES-191126	BH06015-X-5.00-ES-191126
				Location_Code	BH06015	BH06015	BH06015	BH06015	BH06015	BH06015
				Sample_Death_Range	3	3	4	4	5	5
				Sampled_Date_Time	26/11/2019	26/11/2019	26/11/2019	26/11/2019	26/11/2019	26/11/2019
				Matrix_Description						
				UK Drinking Water Standards						
				UK Estuaries and coastal waters EQS						
				UK Freshwater EQS						
Chem_Group	ChemName	output unit	EQL							
Metals	Antimony	µg/L	1	5 <sup>#1</sup>	-	9	-	14	-	8
	Arsenic	µg/L	0.5	10 <sup>#1</sup>	50 <sup>#2</sup>	4	-	4	-	4
	Boron	µg/L	10	1000 <sup>#1</sup>	7000 <sup>#3</sup>	370	-	410	-	1280
	Cadmium	µg/L	0.02	5 <sup>#1</sup>	0.2 <sup>#4</sup>	0.43	-	0.09	-	0.12
	Chromium (hexavalent)	µg/L	3		3.4 <sup>#4</sup>	-	-	3	-	<3
	Chromium	µg/L	1	50 <sup>#1</sup>	0.6 <sup>#4</sup>	<1	-	8	-	1
	Chromium (Trivalent)	µg/L	3		4.7 <sup>#4</sup>	-	-	-	-	-
	Cobalt	µg/L	0.5		3 <sup>#7</sup>	9	-	<1	-	-
	Copper	µg/L	0.3	2000 <sup>#1</sup>	3.76 <sup>#8</sup>	30	-	36	-	36
	Lead	µg/L	0.2	10 <sup>#1</sup>	1.3 <sup>#4</sup>	2	-	4	-	<1
	Mercury	µg/L	0.01	1 <sup>#1</sup>	0.07(MAC) <sup>#10</sup>	<0.03	-	<0.03	-	<0.03
	Molybdenum	µg/L	1	70 <sup>#11</sup>		31	-	83	-	47
	Nickel	µg/L	0.4	20 <sup>#1</sup>	8.6 <sup>#4</sup>	12	-	4	-	8
	Selenium	µg/L	1	10 <sup>#1</sup>		6	-	6	-	3
	Vanadium	µg/L	1		100 <sup>#12</sup>	20 <sup>#13</sup>	-	1	-	<1
	Zinc	µg/L	1	3000 <sup>#14</sup>		292	-	45	-	68
Inorganics	Available Phosphate	mg/l	6		-	-	-	-	-	-
	Available Phosphorus	mg/l	2		-	-	-	-	-	-
	Ammoniacal Nitrogen as N	mg/L	0.002		0.02 <sup>#2</sup>	8.3	0.9	1	1.4	1.4
	Calcium	mg/L	0.2			-	453	-	665	632
	Chloride	mg/L	1	250 <sup>#1</sup>	250 <sup>#3</sup>	42	-	69	-	112
	Cyanide (Free)	µg/L	2.5	50 <sup>#1</sup>	1 <sup>#2</sup>	<20	-	<20	-	<20
	Cyanide Total	µg/L	5	50 <sup>#1</sup>	1 <sup>#2</sup>	<20	-	<20	-	<20
	cyanides-complex	µg/L	5	50 <sup>#1</sup>	1 <sup>#2</sup>	-	-	-	-	-
	Fluoride	µg/L	100	1500 <sup>#1</sup>	5000 <sup>#7</sup>	700	-	300	-	<100
	Magnesium	mg/L	0.036			71	-	44	-	105
	Potassium	mg/L	0.2			55	-	45	-	44
Sodium	mg/L	0.076		200 <sup>#1</sup>	45	-	63	-	93	
Sulphate	mg/L	2	250(SO4) <sup>#17</sup>	400 <sup>#3</sup>	1420	-	1750	-	1890	
Phenolics	Xylenols	µg/L	0.5		-	-	-	-	-	-
	Trimethylphenols	µg/L	0.5		-	<0.5	-	<0.5	-	<0.5
	Cresol Total	µg/L	0.5		-	<0.5	-	<0.5	-	<0.5
	Dimethylphenols	µg/L	0.5		-	<0.5	-	<0.5	-	<0.5
	Phenol	µg/L	0.5	5800 <sup>#18</sup>	7.7 <sup>#2</sup>	<0.5	-	0.5	-	<0.5
	Phenols Monohydric	µg/L	0.5			-	-	-	-	-
Other	Temperature	°C			-	-	-	-	-	-
	Conductivity @ 25oC	mS/cm	0.01		-	2.37	-	0.136	-	0.727
	Conductivity @ 20oC	µS/cm	14		-	-	-	-	-	-
	pH (Lab)	pH Units	1	6.5-9.5 <sup>#1</sup>	6-8.5(MAC) <sup>#19</sup>	6-9(MAC) <sup>#19</sup>	7.5	-	7.6	-

Field_ID	Location_Code	Sample_Depth	Range	Sampled_Date	Time	Matrix_Description
BH06015-X-3.00-ES-191126	BH06015	3		26/11/2019		UK Drinking Water Standards
BH06015-X-3.00-ES-191126	BH06015	3		26/11/2019		UK Estuaries and coastal waters EQS
BH06015-X-4.00-ES-191126	BH06015	4		26/11/2019		UK Freshwater EQS
BH06015-X-4.00-ES-191126	BH06015	4		26/11/2019		
BH06015-X-5.00-ES-191126	BH06015	5		26/11/2019		
BH06015-X-5.00-ES-191126	BH06015	5		26/11/2019		

Chem_Group	ChemName	output unit	EQL

**Environmental Standards Comments**

- #1:Water Supply (Water Quality) Regulations 2016.
- #2:Water Framework Directive (Standards and Classification) Directions (England and Wales) 2015.
- #3:Operational Targets and EQS. EA, April 2018
- #4:Water Framework Directive (Standards & Classification) Directions (England & Wales) 2015. Dissolved fraction.
- #5:Water Framework Directive (Standards & Classification) Directions (England & Wales) 2015. Dissolved fraction. Lowest criteria presented (<40mg/l of CaCO3). See 'further assessment' if criteria exceeded and hardness (CaCO3) data available.
- #6:Water Framework Directive (Standards and Classification) Directions (England and Wales) 2015. Dissolved Fraction. If hexavalent chromium (CrVI) data is available, a value of 4.7µg/l may be appropriate for the remaining trivalent chromium (CrIII).
- #7:Operational Targets and EQS. EA, April 2018. Dissolved fraction.
- #8:Water Framework Directive (Standards and Classification) Directions (England and Wales) 2015. Dissolved Fraction. If DOC >1mg/l then a higher criteria applies (3.76\*(2.677\*(DOC2+0.5))
- #9:Water Framework Directive (Standards & Classification) Directions (England & Wales) 2015. Dissolved & bioavailable (bio) fraction plus background. M-BAT tool to assess: <http://wfd.uk.org/resources/river-lakes-metal-bioavailability-assessment-tool-m-bat>
- #10:Water Framework Directive (Standards and Classification) Directions (England and Wales) 2015. Dissolved Fraction. MAC adopted in absence of AA value.
- #11:Guidelines for Drinking-water Quality, 4th Edition. WHO, 2011. Informal value.
- #12:Operational Targets and EQS. EA, April 2018.
- #13:Operational Targets and EQS. EA, April 2018. Lowest criteria presented (<200mg/l CaCO3). See 'further assessment' values if criteria exceeded and hardness (CaCO3) data available.
- #14:Guidelines for Drinking-water Quality, 4th Edition. WHO, 2011. Based on taste rather than a formal guideline.
- #15:Water Framework Directive (Standards and Classification) Directions (England and Wales) 2015. Indicator of 'good' status (90%ile) - Ammonia standard for lakes and rivers (total ammonia as nitrogen).
- #16:Operational Targets and EQS. EA, April 2018. Dissolved fraction. Lowest criteria presented (<50 mg/l CaCO3). See 'further assessment' values if criteria exceeded and hardness (CaCO3) data available.
- #17:Water Supply (Water Quality) Regulations 2016. As SO4.
- #18:US EPA Regional Screening Levels, May 2019. <https://www.epa.gov/risk/regional-screening-levels-rsls-generic-tables>
- #19:Operational Targets and EQS. EA, April 2018. Maximum Allowable Concentration (MAC) adopted in absence of Annual Average (AA) value.

**Legend**

36.2	Results exceeds GAC.
<50	Results MDL is greater than GAC.
-	Determinand has not been tested for.

**Notes**

A range is given where a determinand has been analysed for by more than one method.

				Field_ID	BH06015-X-6.00-ES-191126	BH06015-X-8.00-ES-191127	BH06016-X-0.05-ES-191128	BH06016-X-0.60-ES-191128	BH06016-X-1.20-ES-191128	BH06016-X-12.80-ES-191217		
				Location_Code	BH06015	BH06015	BH06016	BH06016	BH06016	BH06016		
				Sample_Death_Range	6	8	0.05	0.6	1.2	12.8		
				Sampled_Date_Time	26/11/2019	27/11/2019	28/11/2019	28/11/2019	28/11/2019	17/12/2019		
				Matrix_Description								
				UK Drinking Water Standards								
				UK Estuaries and coastal waters EQS								
				UK Freshwater EQS								
Chem_Group	ChemName	output unit	EQL									
Metals	Antimony	µg/L	1	5 <sup>#1</sup>		4	1	<1	1	4	3	
	Arsenic	µg/L	0.5	10 <sup>#1</sup>	50 <sup>#2</sup>	<1	7	1	8	5	15	
	Boron	µg/L	10	1000 <sup>#1</sup>	2000 <sup>#3</sup>	430	1200	200	140	100	1460	
	Cadmium	µg/L	0.02	5 <sup>#1</sup>	0.08 <sup>#5</sup>	0.05	0.1	<0.02	<0.02	<0.02	0.04	
	Chromium (hexavalent)	µg/L	3		3.4 <sup>#4</sup>	<3	<3	<3	<3	<3	<3	
	Chromium	µg/L	1	50 <sup>#1</sup>	0.6 <sup>#4</sup>	<1	<1	<1	<1	<1	<1	
	Chromium (Trivalent)	µg/L	3		4.7 <sup>#4</sup>	-	-	-	-	-	-	
	Cobalt	µg/L	0.5		3 <sup>#7</sup>	2	<1	<1	<1	<1	<1	
	Copper	µg/L	0.3	2000 <sup>#1</sup>	3.76 <sup>#8</sup>	11	<1	2	1	3	<1	
	Lead	µg/L	0.2	10 <sup>#1</sup>	1.3 <sup>#4</sup>	<1	<1	<1	<1	<1	<1	
	Mercury	µg/L	0.01	1 <sup>#1</sup>	0.07(MAC) <sup>#10</sup>	0.07(MAC) <sup>#10</sup>	<0.03	<0.03	<0.03	<0.03	<0.03	
	Molybdenum	µg/L	1	70 <sup>#11</sup>		26	103	5	16	31	98	
	Nickel	µg/L	0.4	20 <sup>#1</sup>	8.6 <sup>#4</sup>	4	7	<1	1	2	2	
	Selenium	µg/L	1	10 <sup>#1</sup>		3	3	<1	8	22	<1	
	Vanadium	µg/L	1		100 <sup>#12</sup>	20 <sup>#13</sup>	<1	4	3	21	10	43
Zinc	µg/L	1	3000 <sup>#14</sup>		10.9	15	6	4	4	3	3	
Inorganics	Available Phosphate	mg/l	6			-	-	-	-	-	-	
	Available Phosphorus	mg/l	2			-	-	-	-	-	-	
	Ammoniacal Nitrogen as N	mg/L	0.002		0.02 <sup>#2</sup>	0.6 <sup>#15</sup>	0.6	9.2	0.02	0.03	2.1	9
	Calcium	mg/L	0.2			139	30	364	387	280	13	
	Chloride	mg/L	1	250 <sup>#1</sup>	250 <sup>#3</sup>	72	2790	17	39	43	1080	
	Cyanide (Free)	µg/L	2.5	50 <sup>#1</sup>	1 <sup>#2</sup>	<20	<20	<20	<20	<20	<20	
	Cyanide Total	µg/L	5	50 <sup>#1</sup>	1 <sup>#2</sup>	<20	<20	<20	<20	<20	<20	
	cyanides-complex	µg/L	5	50 <sup>#1</sup>	1 <sup>#2</sup>	<20	<20	<20	<20	<20	<20	
	Fluoride	µg/L	100	1500 <sup>#1</sup>	5000 <sup>#7</sup>	200	700	400	300	600	500	
	Magnesium	mg/L	0.036			25	81	26	1	9	24	
	Potassium	mg/L	0.2			12	117	32	34	39	70	
Sodium	mg/L	0.076		200 <sup>#1</sup>	45	1870	64	107	96	556		
Sulphate	mg/L	2	250(SO4) <sup>#17</sup>	400 <sup>#3</sup>	347	57	1050	1120	864	47		
Phenolics	Xylenols	µg/L	0.5			-	-	-	-	-	-	
	Trimethylphenols	µg/L	0.5			<0.5	<0.5	<0.5	<0.5	<0.5	<0.5	
	Cresol Total	µg/L	0.5			<0.5	<0.5	<0.5	<0.5	<0.5	<0.5	
	Dimethylphenols	µg/L	0.5			<0.5	<0.5	<0.5	<0.5	<0.5	<0.5	
	Phenol	µg/L	0.5	5800 <sup>#18</sup>	7.7 <sup>#2</sup>	4.1	<0.5	<0.5	<0.5	<0.5	5.7	
	Phenols Monohydric	µg/L	0.5									
Other	Temperature	°C				-	-	-	-	-	-	
	Conductivity @ 25oC	mS/cm	0.01			1	9.18	1.83	2.02	1.69	3.76	
	Conductivity @ 20oC	µS/cm	14			-	-	-	-	-	-	
	pH (Lab)	pH Units	1	6.5-9.5 <sup>#1</sup>	6-8.5(MAC) <sup>#19</sup>	6-9(MAC) <sup>#19</sup>	7.9	8	7.4	8.4	8.7	8.1

Field_ID	Location_Code	Sample_Depth_Range	Sampled_Date_Time	Matrix_Description
BH06015-X-6.00-ES-191126	BH06015	6	26/11/2019	UK Drinking Water Standards
BH06015-X-8.00-ES-191127	BH06015	8	27/11/2019	UK Estuaries and coastal waters EQS
BH06016-X-0.05-ES-191128	BH06016	0.05	28/11/2019	UK Freshwater EQS
BH06016-X-0.60-ES-191128	BH06016	0.6	28/11/2019	
BH06016-X-1.20-ES-191128	BH06016	1.2	28/11/2019	
BH06016-X-12.80-ES-191217	BH06016	12.8	17/12/2019	

Chem_Group	ChemName	output unit	EQL

**Environmental Standards Comments**

- #1:Water Supply (Water Quality) Regulations 2016.
- #2:Water Framework Directive (Standards and Classification) Directions (England and Wales) 2015.
- #3:Operational Targets and EQS. EA, April 2018
- #4:Water Framework Directive (Standards & Classification) Directions (England & Wales) 2015. Dissolved fraction.
- #5:Water Framework Directive (Standards & Classification) Directions (England & Wales) 2015. Dissolved fraction. Lowest criteria presented (<40mg/l of CaCO3). See 'further assessment' if criteria exceeded and hardness (CaCO3) data available.
- #6:Water Framework Directive (Standards and Classification) Directions (England and Wales) 2015. Dissolved Fraction. If hexavalent chromium (CrVI) data is available, a value of 4.7µg/l may be appropriate for the remaining trivalent chromium (CrIII).
- #7:Operational Targets and EQS. EA, April 2018. Dissolved fraction.
- #8:Water Framework Directive (Standards and Classification) Directions (England and Wales) 2015. Dissolved Fraction. If DOC >1mg/l then a higher criteria applies (3.76\*(2.677\*(DOC2+0.5)))
- #9:Water Framework Directive (Standards & Classification) Directions (England & Wales) 2015. Dissolved & bioavailable (bio) fraction plus background. M-BAT tool to assess: <http://wfd.uk.org/resources/river-lakes-metal-bioavailability-assessment-tool-m-bat>
- #10:Water Framework Directive (Standards and Classification) Directions (England and Wales) 2015. Dissolved Fraction. MAC adopted in absence of AA value.
- #11:Guidelines for Drinking-water Quality, 4th Edition. WHO, 2011. Informal value.
- #12:Operational Targets and EQS. EA, April 2018.
- #13:Operational Targets and EQS. EA, April 2018. Lowest criteria presented (<200mg/l CaCO3). See 'further assessment' values if criteria exceeded and hardness (CaCO3) data available.
- #14:Guidelines for Drinking-water Quality, 4th Edition. WHO, 2011. Based on taste rather than a formal guideline.
- #15:Water Framework Directive (Standards and Classification) Directions (England and Wales) 2015. Indicator of 'good' status (90%ile) - Ammonia standard for lakes and rivers (total ammonia as nitrogen).
- #16:Operational Targets and EQS. EA, April 2018. Dissolved fraction. Lowest criteria presented (<50 mg/l CaCO3). See 'further assessment' values if criteria exceeded and hardness (CaCO3) data available.
- #17:Water Supply (Water Quality) Regulations 2016. As SO4.
- #18:US EPA Regional Screening Levels, May 2019. <https://www.epa.gov/risk/regional-screening-levels-rsls-generic-tables>
- #19:Operational Targets and EQS. EA, April 2018. Maximum Allowable Concentration (MAC) adopted in absence of Annual Average (AA) value.

**Legend**

36.2	Results exceeds GAC.
<50	Results MDL is greater than GAC.
-	Determinand has not been tested for.

**Notes**

A range is given where a determinand has been analysed for by more than one method.



				Field_ID	BH06016-X-12.80-ES-191217	BH06016-X-2.20-ES-191216	BH06016-X-2.20-ES-191216	BH06016-X-3.20-ES-191216	BH06016-X-3.20-ES-191216	BH06016-X-4.20-ES-191216		
				Location_Code	BH06016	BH06016	BH06016	BH06016	BH06016	BH06016		
				Sample_Death_Range	12.8	2.2	2.2	3.2	3.2	4.2		
				Sampled_Date_Time	17/12/2019	16/12/2019	16/12/2019	16/12/2019	16/12/2019	16/12/2019		
				Matrix_Description								
				UK Drinking Water Standards								
				UK Estuaries and coastal waters EQS								
				UK Freshwater EQS								
Chem_Group	ChemName	output unit	EQL									
Metals	Antimony	µg/L	1	5 <sup>#1</sup>			4	-	29	-	56	-
	Arsenic	µg/L	0.5	10 <sup>#1</sup>	25 <sup>#2</sup>	50 <sup>#2</sup>	16	-	12	-	7	-
	Boron	µg/L	10	1000 <sup>#1</sup>	7000 <sup>#3</sup>	2000 <sup>#3</sup>	1030	-	140	-	400	-
	Cadmium	µg/L	0.02	5 <sup>#1</sup>	0.2 <sup>#4</sup>	0.08 <sup>#5</sup>	0.03	-	0.04	-	0.17	-
	Chromium (hexavalent)	µg/L	3		0.6 <sup>#4</sup>	3.4 <sup>#4</sup>	<3	-	<3	-	<3	-
	Chromium	µg/L	1	50 <sup>#1</sup>	0.6 <sup>#4</sup>	3.4 <sup>#6</sup>	1	-	2	-	2	-
	Chromium (Trivalent)	µg/L	3			4.7 <sup>#4</sup>	-	-	-	-	-	-
	Cobalt	µg/L	0.5			3 <sup>#7</sup>	<1	-	<1	-	2	-
	Copper	µg/L	0.3	2000 <sup>#1</sup>	3.78 <sup>#8</sup>	1(bio) <sup>#9</sup>	<1	-	65	-	78	-
	Lead	µg/L	0.2	10 <sup>#1</sup>	1.3 <sup>#4</sup>	1.2(bio) <sup>#9</sup>	<1	-	<1	-	4	-
	Mercury	µg/L	0.01	1 <sup>#1</sup>	0.07(MAC) <sup>#10</sup>	0.07(MAC) <sup>#10</sup>	<0.03	-	<0.03	-	0.03	-
	Molybdenum	µg/L	1	70 <sup>#11</sup>			55	-	56	-	80	-
	Nickel	µg/L	0.4	20 <sup>#1</sup>	8.6 <sup>#4</sup>	4(bio) <sup>#9</sup>	3	-	14	-	13	-
	Selenium	µg/L	1	10 <sup>#1</sup>			<1	-	8	-	3	-
Vanadium	µg/L	1		100 <sup>#12</sup>	20 <sup>#13</sup>	73	-	57	-	3	-	
Zinc	µg/L	1	3000 <sup>#14</sup>		10.9(bio) <sup>#9</sup>	3	-	2	-	32	-	
Inorganics	Available Phosphate	mg/l	6				-	-	-	-	-	-
	Available Phosphorus	mg/l	2				-	-	-	-	-	-
	Ammoniacal Nitrogen as N	mg/L	0.002		0.02 <sup>#2</sup>	0.6 <sup>#15</sup>	9.6	5.5	5.3	7.6	7.5	13
	Calcium	mg/L	0.2			14	-	-	-	-	310	-
	Chloride	mg/L	1	250 <sup>#1</sup>		250 <sup>#3</sup>	1140	-	166	-	50	-
	Cyanide (Free)	µg/L	2.5	50 <sup>#1</sup>	1 <sup>#2</sup>	1 <sup>#2</sup>	<20	-	51	-	<20	-
	Cyanide Total	µg/L	5	50 <sup>#1</sup>	1 <sup>#2</sup>	1 <sup>#2</sup>	<20	-	<20	-	<20	-
	cyanides-complex	µg/L	5	50 <sup>#1</sup>	1 <sup>#2</sup>	1 <sup>#2</sup>	-	-	20	-	<20	-
	Fluoride	µg/L	100	1500 <sup>#1</sup>		5000 <sup>#7</sup>	1000 <sup>#16</sup>	700	-	-	-	-
	Magnesium	mg/L	0.036				26	-	4	-	17	-
Potassium	mg/L	0.2				82	-	30	-	61	-	
Sodium	mg/L	0.076		200 <sup>#1</sup>		580	-	40	-	36	-	
Sulphate	mg/L	2	250(SO4) <sup>#17</sup>		400 <sup>#3</sup>	68	-	409	-	767	-	
Phenolics	Xylenols	µg/L	0.5				-	-	-	-	-	-
	Trimethylphenols	µg/L	0.5				<0.5	-	<0.5	-	<0.5	-
	Cresol Total	µg/L	0.5				<0.5	-	<0.5	-	<0.5	-
	Dimethylphenols	µg/L	0.5				<0.5	-	<0.5	-	<0.5	-
	Phenol	µg/L	0.5	5800 <sup>#18</sup>	7.7 <sup>#2</sup>	7.7 <sup>#2</sup>	9.1	-	34.2	-	2.7	-
Phenols Monohydric	µg/L	0.5					-		-		-	
Other	Temperature	°C					-	-	-	-	-	-
	Conductivity @ 25oC	mS/cm	0.01				4	-	0.991	-	1.65	-
	Conductivity @ 20oC	µS/cm	14				-	-	-	-	-	-
	pH (Lab)	pH Units	1	6.5-9.5 <sup>#1</sup>	6-8.5(MAC) <sup>#19</sup>	6-9(MAC) <sup>#19</sup>	8.3	-	9.5	-	8	-

Field_ID	Location_Code	Sample_Depth_Range	Sampled_Date_Time	Matrix_Description
BH06016-X-12.80-ES-191217	BH06016	12.8	17/12/2019	UK Drinking Water Standards
BH06016-X-2.20-ES-191216	BH06016	2.2	16/12/2019	UK Estuaries and coastal waters EQS
BH06016-X-2.20-ES-191216	BH06016	2.2	16/12/2019	UK Freshwater EQS
BH06016-X-3.20-ES-191216	BH06016	3.2	16/12/2019	
BH06016-X-3.20-ES-191216	BH06016	3.2	16/12/2019	
BH06016-X-4.20-ES-191216	BH06016	4.2	16/12/2019	

Chem_Group	ChemName	output unit	EQL

**Environmental Standards Comments**

- #1:Water Supply (Water Quality) Regulations 2016.
- #2:Water Framework Directive (Standards and Classification) Directions (England and Wales) 2015.
- #3:Operational Targets and EQS. EA, April 2018
- #4:Water Framework Directive (Standards & Classification) Directions (England & Wales) 2015. Dissolved fraction.
- #5:Water Framework Directive (Standards & Classification) Directions (England & Wales) 2015. Dissolved fraction. Lowest criteria presented (<40mg/l of CaCO3). See 'further assessment' if criteria exceeded and hardness (CaCO3) data available.
- #6:Water Framework Directive (Standards and Classification) Directions (England and Wales) 2015. Dissolved Fraction. If hexavalent chromium (CrVI) data is available, a value of 4.7µg/l may be appropriate for the remaining trivalent chromium (CrIII).
- #7:Operational Targets and EQS. EA, April 2018. Dissolved fraction.
- #8:Water Framework Directive (Standards and Classification) Directions (England and Wales) 2015. Dissolved Fraction. If DOC >1mg/l then a higher criteria applies (3.76\*(2.677\*(DOC2+0.5)))
- #9:Water Framework Directive (Standards & Classification) Directions (England & Wales) 2015. Dissolved & bioavailable (bio) fraction plus background. M-BAT tool to assess: <http://wfduk.org/resources/river-lakes-metal-bioavailability-assessment-tool-m-bat>
- #10:Water Framework Directive (Standards and Classification) Directions (England and Wales) 2015. Dissolved Fraction. MAC adopted in absence of AA value.
- #11:Guidelines for Drinking-water Quality, 4th Edition. WHO, 2011. Informal value.
- #12:Operational Targets and EQS. EA, April 2018.
- #13:Operational Targets and EQS. EA, April 2018. Lowest criteria presented (<200mg/l CaCO3). See 'further assessment' values if criteria exceeded and hardness (CaCO3) data available.
- #14:Guidelines for Drinking-water Quality, 4th Edition. WHO, 2011. Based on taste rather than a formal guideline.
- #15:Water Framework Directive (Standards and Classification) Directions (England and Wales) 2015. Indicator of 'good' status (90%ile) - Ammonia standard for lakes and rivers (total ammonia as nitrogen).
- #16:Operational Targets and EQS. EA, April 2018. Dissolved fraction. Lowest criteria presented (<50 mg/l CaCO3). See 'further assessment' values if criteria exceeded and hardness (CaCO3) data available.
- #17:Water Supply (Water Quality) Regulations 2016. As SO4.
- #18:US EPA Regional Screening Levels, May 2019. <https://www.epa.gov/risk/regional-screening-levels-rsls-generic-tables>
- #19:Operational Targets and EQS. EA, April 2018. Maximum Allowable Concentration (MAC) adopted in absence of Annual Average (AA) value.

**Legend**

36.2	Results exceeds GAC.
<50	Results MDL is greater than GAC.
-	Determinand has not been tested for.

**Notes**

A range is given where a determinand has been analysed for by more than one method.

				Field_ID	BH06016-X-4.20-ES-191216	BH06017-X-0.05-ES-191126	BH06017-X-2.10-ES-191212	BH06017-X-2.10-ES-191212	BH06017-X-2.80-ES-191212	BH06017-X-2.80-ES-191212		
				Location_Code	BH06016	BH06017	BH06017	BH06017	BH06017	BH06017		
				Sample_Death_Range	4.2	0.05	2.1	2.1	2.5	2.9		
				Sampled_Date_Time	16/12/2019	26/11/2019	12/12/2019	12/12/2019	12/12/2019	12/12/2019		
				Matrix_Description								
				UK Drinking Water Standards								
				UK Estuaries and coastal waters EQS								
				UK Freshwater EQS								
Chem_Group	ChemName	output unit	EQL									
Metals	Antimony	µg/L	1	5 <sup>#1</sup>		67	<1	-	18	-	11	
	Arsenic	µg/L	0.5	10 <sup>#1</sup>	25 <sup>#2</sup>	6	<1	-	6	-	9	
	Boron	µg/L	10	1000 <sup>#1</sup>	7000 <sup>#3</sup>	820	150	-	120	-	510	
	Cadmium	µg/L	0.02	5 <sup>#1</sup>	0.2 <sup>#4</sup>	0.08 <sup>#5</sup>	0.43	<0.02	-	<0.02	0.04	
	Chromium (hexavalent)	µg/L	3		0.6 <sup>#4</sup>	3.4 <sup>#4</sup>	<3	-	<3	-	<3	
	Chromium	µg/L	1	50 <sup>#1</sup>	0.6 <sup>#4</sup>	3.4 <sup>#6</sup>	2	<1	-	<1	1	
	Chromium (Trivalent)	µg/L	3			4.7 <sup>#4</sup>	3	<1	-	-	1	
	Cobalt	µg/L	0.5			3 <sup>#7</sup>	3	<1	-	-	1	
	Copper	µg/L	0.3	2000 <sup>#1</sup>	3.76 <sup>#8</sup>	1(bio) <sup>#9</sup>	81	2	-	6	-	73
	Lead	µg/L	0.2	10 <sup>#1</sup>	1.3 <sup>#4</sup>	1.2(bio) <sup>#9</sup>	6	<1	-	<1	<1	
	Mercury	µg/L	0.01	1 <sup>#1</sup>	0.07(MAC) <sup>#10</sup>	0.07(MAC) <sup>#10</sup>	0.08	<0.03	-	<0.03	<0.03	
	Molybdenum	µg/L	1	70 <sup>#11</sup>			62	2	-	32	-	78
	Nickel	µg/L	0.4	20 <sup>#1</sup>	8.6 <sup>#4</sup>	4(bio) <sup>#9</sup>	15	1	-	7	-	7
	Selenium	µg/L	1	10 <sup>#1</sup>			2	3	-	10	-	3
Vanadium	µg/L	1		100 <sup>#12</sup>		3	2	-	44	-	3	
Zinc	µg/L	1	3000 <sup>#14</sup>			198	3	-	3	-	10	
Inorganics	Available Phosphate	mg/l	6			-	-	-	-	-	-	
	Available Phosphorus	mg/l	2			-	-	-	-	-	-	
	Ammoniacal Nitrogen as N	mg/L	0.002		0.02 <sup>#2</sup>	0.6 <sup>#15</sup>	13.5	0.03	1.1	3.2	3.2	
	Calcium	mg/L	0.2				474	179	-	115	693	
	Chloride	mg/L	1	250 <sup>#1</sup>			49	8	-	55	84	
	Cyanide (Free)	µg/L	2.5	50 <sup>#1</sup>	1 <sup>#2</sup>	250 <sup>#3</sup>	<20	<20	-	<20	<20	
	Cyanide Total	µg/L	5	50 <sup>#1</sup>	1 <sup>#2</sup>	1 <sup>#2</sup>	<20	<20	-	<20	<20	
	cyanides-complex	µg/L	5	50 <sup>#1</sup>	1 <sup>#2</sup>	1 <sup>#2</sup>	-	-	-	-	-	
	Fluoride	µg/L	100	1500 <sup>#1</sup>	5000 <sup>#7</sup>	1000 <sup>#16</sup>	600	300	-	600	-	700
	Magnesium	mg/L	0.036				27	23	-	10	-	55
Potassium	mg/L	0.2				85	28	-	22	-	53	
Sodium	mg/L	0.076		200 <sup>#1</sup>		37	25	-	35	-	101	
Sulphate	mg/L	2	250(SO4) <sup>#17</sup>		400 <sup>#3</sup>	1140	473	-	357	-	1980	
Phenolics	Xylenols	µg/L	0.5			-	-	-	-	-	-	
	Trimethylphenols	µg/L	0.5			<0.5	<0.5	-	<0.5	-	<0.5	
	Cresol Total	µg/L	0.5			<0.5	<0.5	-	<0.5	-	<0.5	
	Dimethylphenols	µg/L	0.5			<0.5	<0.5	-	<0.5	-	<0.5	
	Phenol	µg/L	0.5	5800 <sup>#18</sup>	7.7 <sup>#2</sup>		3.5	<0.5	-	3.9	-	1.5
Phenols Monohydric	µg/L	0.5										
Other	Temperature	°C				-	-	-	-	-	-	
	Conductivity @ 25oC	mS/cm	0.01			2.19	1.07	-	0.833	-	2.96	
	Conductivity @ 20oC	µS/cm	14			-	-	-	-	-	-	
	pH (Lab)	pH Units	1	6.5-9.5 <sup>#1</sup>	6-8.5(MAC) <sup>#19</sup>	6-9(MAC) <sup>#19</sup>	7.7	7.6	-	9	-	8.2

Field_ID	Location_Code	Sample_Depth_Range	Sampled_Date_Time	Matrix_Description
BH06016-X-4.20-ES-191216	BH06016	4.2	16/12/2019	UK Drinking Water Standards
BH06017-X-0.05-ES-191126	BH06017	0.05	26/11/2019	UK Estuaries and coastal waters EQS
BH06017-X-2.10-ES-191212	BH06017	2.1	12/12/2019	UK Freshwater EQS
BH06017-X-2.10-ES-191212	BH06017	2.1	12/12/2019	
BH06017-X-2.80-ES-191212	BH06017	2.8	12/12/2019	
BH06017-X-2.80-ES-191212	BH06017	2.8	12/12/2019	

Chem_Group	ChemName	output unit	EQL

**Environmental Standards Comments**

#1:Water Supply (Water Quality) Regulations 2016.  
 #2:Water Framework Directive (Standards and Classification) Directions (England and Wales) 2015.  
 #3:Operational Targets and EQS. EA, April 2018  
 #4:Water Framework Directive (Standards & Classification) Directions (England & Wales) 2015. Dissolved fraction.  
 #5:Water Framework Directive (Standards & Classification) Directions (England & Wales) 2015. Dissolved fraction. Lowest criteria presented (<40mg/l of CaCO3). See 'further assessment' if criteria exceeded and hardness (CaCO3) data available.  
 #6:Water Framework Directive (Standards and Classification) Directions (England and Wales) 2015. Dissolved Fraction. If hexavalent chromium (CrVI) data is available, a value of 4.7µg/l may be appropriate for the remaining trivalent chromium (CrIII).  
 #7:Operational Targets and EQS. EA, April 2018. Dissolved fraction.  
 #8:Water Framework Directive (Standards and Classification) Directions (England and Wales) 2015. Dissolved Fraction. If DOC >1mg/l then a higher criteria applies (3.76\*(2.677\*(DOC2+0.5))  
 #9:Water Framework Directive (Standards & Classification) Directions (England & Wales) 2015. Dissolved & bioavailable (bio) fraction plus background. M-BAT tool to assess: <http://wfd.uk.org/resources/river-lakes-metal-bioavailability-assessment-tool-m-bat>  
 #10:Water Framework Directive (Standards and Classification) Directions (England and Wales) 2015. Dissolved Fraction. MAC adopted in absence of AA value.  
 #11:Guidelines for Drinking-water Quality, 4th Edition. WHO, 2011. Informal value.  
 #12:Operational Targets and EQS. EA, April 2018.  
 #13:Operational Targets and EQS. EA, April 2018. Lowest criteria presented (<200mg/l CaCO3). See 'further assessment' values if criteria exceeded and hardness (CaCO3) data available.  
 #14:Guidelines for Drinking-water Quality, 4th Edition. WHO, 2011. Based on taste rather than a formal guideline.  
 #15:Water Framework Directive (Standards and Classification) Directions (England and Wales) 2015. Indicator of 'good' status (90%ile) - Ammonia standard for lakes and rivers (total ammonia as nitrogen).  
 #16:Operational Targets and EQS. EA, April 2018. Dissolved fraction. Lowest criteria presented (<50 mg/l CaCO3). See 'further assessment' values if criteria exceeded and hardness (CaCO3) data available.  
 #17:Water Supply (Water Quality) Regulations 2016. As SO4.  
 #18:US EPA Regional Screening Levels, May 2019. <https://www.epa.gov/risk/regional-screening-levels-rsls-generic-tables>  
 #19:Operational Targets and EQS. EA, April 2018. Maximum Allowable Concentration (MAC) adopted in absence of Annual Average (AA) value.

**Legend**

36.2	Results exceeds GAC.
<50	Results MDL is greater than GAC.
-	Determinand has not been tested for.

**Notes**  
A range is given where a determinand has been analysed for by more than one method.

				Field_ID	BH06017-X-4.20-ES-191212	BH06017-X-4.20-ES-191212	BH06017-X-6.20-ES-191212	BH06017-X-6.20-ES-191212	BH06017-X-7.20-ES-191212	BH06017-X-7.20-ES-191212
				Location_Code	BH06017	BH06017	BH06017	BH06017	BH06017	BH06017
				Sample_Depth Range	4.2	4.2	0.2	6.2	7.2	7.2
				Sampled Date Time	12/12/2019	12/12/2019	12/12/2019	12/12/2019	12/12/2019	12/12/2019
				Matrix Description						
				UK Drinking Water Standards						
				UK Estuaries and coastal waters EQS						
				UK Freshwater EQS						
Chem_Group	ChemName	output unit	EQL							
Metals	Antimony	µg/L	1	5 <sup>#1</sup>	-	6	-	5	-	5
	Arsenic	µg/L	0.5	10 <sup>#1</sup>	50 <sup>#2</sup>	2	-	5	-	21
	Boron	µg/L	10	1000 <sup>#1</sup>	7000 <sup>#3</sup>	900	-	1580	-	1440
	Cadmium	µg/L	0.02	5 <sup>#1</sup>	0.2 <sup>#4</sup>	<0.02	-	<0.02	-	<0.02
	Chromium (hexavalent)	µg/L	3		0.6 <sup>#4</sup>	-	-	<3	-	<3
	Chromium	µg/L	1	50 <sup>#1</sup>	0.6 <sup>#4</sup>	-	<1	1	-	1
	Chromium (Trivalent)	µg/L	3		4.7 <sup>#4</sup>	-	-	-	-	-
	Cobalt	µg/L	0.5		3 <sup>#7</sup>	2	-	<1	-	<1
	Copper	µg/L	0.3	2000 <sup>#1</sup>	3.76 <sup>#8</sup>	<1	-	<1	-	<1
	Lead	µg/L	0.2	10 <sup>#1</sup>	1.3 <sup>#4</sup>	<1	-	<1	-	<1
	Mercury	µg/L	0.01	1 <sup>#1</sup>	0.07(MAC) <sup>#10</sup>	<0.03	-	<0.03	-	<0.03
	Molybdenum	µg/L	1	70 <sup>#11</sup>		59	-	43	-	19
	Nickel	µg/L	0.4	20 <sup>#1</sup>	8.6 <sup>#4</sup>	7	-	3	-	2
	Selenium	µg/L	1	10 <sup>#1</sup>		1	-	<1	-	<1
Vanadium	µg/L	1		100 <sup>#12</sup>	20 <sup>#13</sup>	-	3	-	8	
Zinc	µg/L	1	3000 <sup>#14</sup>		10.9(bio) <sup>#9</sup>	12	-	5	-	3
Inorganics	Available Phosphate	mg/l	6		-	-	-	-	-	-
	Available Phosphorus	mg/l	2		-	-	-	-	-	-
	Ammoniacal Nitrogen as N	mg/L	0.002		0.02 <sup>#2</sup>	2.5	54.7	54.2	42.9	42.8
	Calcium	mg/L	0.2			691	-	555	-	63
	Chloride	mg/L	1	250 <sup>#1</sup>	250 <sup>#3</sup>	108	-	470	-	1390
	Cyanide (Free)	µg/L	2.5	50 <sup>#1</sup>	1 <sup>#2</sup>	<20	-	<20	-	<20
	Cyanide Total	µg/L	5	50 <sup>#1</sup>	1 <sup>#2</sup>	<20	-	<20	-	<20
	cyanides-complex	µg/L	5	50 <sup>#1</sup>	1 <sup>#2</sup>	-	-	-	-	-
	Fluoride	µg/L	100	1500 <sup>#1</sup>	5000 <sup>#7</sup>	600	-	500	-	600
	Magnesium	mg/L	0.036			71	-	151	-	85
Potassium	mg/L	0.2			67	-	190	-	120	
Sodium	mg/L	0.076		200 <sup>#1</sup>	156	-	582	-	941	
Sulphate	mg/L	2	250(SO4) <sup>#17</sup>	400 <sup>#3</sup>	2180	-	2870	-	273	
Phenolics	Xylenols	µg/L	0.5		-	-	-	-	-	-
	Trimethylphenols	µg/L	0.5		-	<0.5	-	<0.5	-	<0.5
	Cresol Total	µg/L	0.5		-	<0.5	-	<0.5	-	<0.5
	Dimethylphenols	µg/L	0.5		-	<0.5	-	<0.5	-	<0.5
	Phenol	µg/L	0.5	5800 <sup>#18</sup>	7.7 <sup>#2</sup>	0.7	-	1.2	-	3.3
Phenols Monohydric	µg/L	0.5			-	-	-	-	-	
Other	Temperature	°C			-	-	-	-	-	-
	Conductivity @ 25oC	mS/cm	0.01		-	3.2	-	5.75	-	5.81
	Conductivity @ 20oC	µS/cm	14		-	-	-	-	-	-
	pH (Lab)	pH Units	1	6.5-9.5 <sup>#1</sup>	6-8.5(MAC) <sup>#19</sup>	6-9(MAC) <sup>#19</sup>	7.5	-	7.9	-

Field_ID	Location_Code	Sample_Depth_Range	Sampled_Date_Time	Matrix_Description
BH06017-X-4.20-ES-191212	BH06017	4.2	12/12/2019	UK Drinking Water Standards
BH06017-X-4.20-ES-191212	BH06017	4.2	12/12/2019	UK Estuaries and coastal waters EQS
BH06017-X-6.20-ES-191212	BH06017	6.2	12/12/2019	UK Freshwater EQS
BH06017-X-6.20-ES-191212	BH06017	6.2	12/12/2019	
BH06017-X-7.20-ES-191212	BH06017	7.2	12/12/2019	
BH06017-X-7.20-ES-191212	BH06017	7.2	12/12/2019	

Chem_Group	ChemName	output unit	EQL

**Environmental Standards Comments**

#1:Water Supply (Water Quality) Regulations 2016.  
 #2:Water Framework Directive (Standards and Classification) Directions (England and Wales) 2015.  
 #3:Operational Targets and EQS. EA, April 2018  
 #4:Water Framework Directive (Standards & Classification) Directions (England & Wales) 2015. Dissolved fraction.  
 #5:Water Framework Directive (Standards & Classification) Directions (England & Wales) 2015. Dissolved fraction. Lowest criteria presented (<40mg/l of CaCO3). See 'further assessment' if criteria exceeded and hardness (CaCO3) data available.  
 #6:Water Framework Directive (Standards and Classification) Directions (England and Wales) 2015. Dissolved Fraction. If hexavalent chromium (CrVI) data is available, a value of 4.7µg/l may be appropriate for the remaining trivalent chromium (CrIII).  
 #7:Operational Targets and EQS. EA, April 2018. Dissolved fraction.  
 #8:Water Framework Directive (Standards and Classification) Directions (England and Wales) 2015. Dissolved Fraction. If DOC >1mg/l then a higher criteria applies (3.76\*(2.677\*(DOC2+0.5)))  
 #9:Water Framework Directive (Standards & Classification) Directions (England & Wales) 2015. Dissolved & bioavailable (bio) fraction plus background. M-BAT tool to assess: <http://wfd.uk.org/resources/river-lakes-metal-bioavailability-assessment-tool-m-bat>  
 #10:Water Framework Directive (Standards and Classification) Directions (England and Wales) 2015. Dissolved Fraction. MAC adopted in absence of AA value.  
 #11:Guidelines for Drinking-water Quality, 4th Edition. WHO, 2011. Informal value.  
 #12:Operational Targets and EQS. EA, April 2018.  
 #13:Operational Targets and EQS. EA, April 2018. Lowest criteria presented (<200mg/l CaCO3). See 'further assessment' values if criteria exceeded and hardness (CaCO3) data available.  
 #14:Guidelines for Drinking-water Quality, 4th Edition. WHO, 2011. Based on taste rather than a formal guideline.  
 #15:Water Framework Directive (Standards and Classification) Directions (England and Wales) 2015. Indicator of 'good' status (90%ile) - Ammonia standard for lakes and rivers (total ammonia as nitrogen).  
 #16:Operational Targets and EQS. EA, April 2018. Dissolved fraction. Lowest criteria presented (<50 mg/l CaCO3). See 'further assessment' values if criteria exceeded and hardness (CaCO3) data available.  
 #17:Water Supply (Water Quality) Regulations 2016. As SO4.  
 #18:US EPA Regional Screening Levels, May 2019. <https://www.epa.gov/risk/regional-screening-levels-rsls-generic-tables>  
 #19:Operational Targets and EQS. EA, April 2018. Maximum Allowable Concentration (MAC) adopted in absence of Annual Average (AA) value.

**Legend**

36.2	Results exceeds GAC.
<50	Results MDL is greater than GAC.
-	Determinand has not been tested for.

**Notes**  
A range is given where a determinand has been analysed for by more than one method.

				Field_ID	BH06018-X-0.05-ES-191127	BH06018-X-0.50-ES-191127	BH06018-X-1.00-ES-191127	BH07007-X-0.00-ES-200130	BH07007-X-0.50-ES-200130	BH07007-X-1.50-ES-200131	
				Location_Code	BH06018	BH06018	BH06018	BH07007	BH07007	BH07007	
				Sample_Death_Range	0.05	0.5	1	0	0.5	1.5	
				Sampled_Date_Time	27/11/2019	27/11/2019	27/11/2019	30/01/2020	30/01/2020	31/01/2020	
				Matrix_Description							
				UK Drinking Water Standards							
				UK Estuaries and coastal waters EQS							
				UK Freshwater EQS							
Chem_Group	ChemName	output unit	EQI								
Metals	Antimony	µg/L	1	5 <sup>#1</sup>			<1	<1	4	-	
	Arsenic	µg/L	0.5	10 <sup>#1</sup>	25 <sup>#2</sup>	50 <sup>#2</sup>	<1	<1	4	-	
	Boron	µg/L	10	1000 <sup>#1</sup>	7000 <sup>#3</sup>	2000 <sup>#3</sup>	160	190	140	120	-
	Cadmium	µg/L	0.02	5 <sup>#1</sup>	0.2 <sup>#4</sup>	0.08 <sup>#5</sup>	<0.02	0.1	<0.02	<0.02	-
	Chromium (hexavalent)	µg/L	3		0.6 <sup>#4</sup>	3.4 <sup>#4</sup>	<3	<3	<3	<3	-
	Chromium	µg/L	1	50 <sup>#1</sup>	0.6 <sup>#4</sup>	3.4 <sup>#6</sup>	<1	<1	<1	<1	-
	Chromium (Trivalent)	µg/L	3			4.7 <sup>#4</sup>	<3	<3	<3	<3	-
	Cobalt	µg/L	0.5		3 <sup>#7</sup>	3 <sup>#7</sup>	<1	<1	<1	<1	-
	Copper	µg/L	0.3	2000 <sup>#1</sup>	3.76 <sup>#8</sup>	1(bio) <sup>#9</sup>	2	1	1	4	-
	Lead	µg/L	0.2	10 <sup>#1</sup>	1.3 <sup>#4</sup>	1.2(bio) <sup>#9</sup>	<1	<1	<1	<1	-
	Mercury	µg/L	0.01	1 <sup>#1</sup>	0.07(MAC) <sup>#10</sup>	0.07(MAC) <sup>#10</sup>	<0.03	<0.03	<0.03	<0.03	-
	Molybdenum	µg/L	1	70 <sup>#11</sup>	2	2	2	8	2	28	-
	Nickel	µg/L	0.4	20 <sup>#1</sup>	8.6 <sup>#4</sup>	4(bio) <sup>#9</sup>	1	2	2	3	-
	Selenium	µg/L	1	10 <sup>#1</sup>			2	6	14	9	-
	Vanadium	µg/L	1		100 <sup>#12</sup>	20 <sup>#13</sup>	2	2	2	3	-
Zinc	µg/L	1	3000 <sup>#14</sup>		10.9(bio) <sup>#9</sup>	2	4	4	<2	-	
Inorganics	Available Phosphate	mg/l	6				-	-	-	-	
	Available Phosphorus	mg/l	2				-	-	-	-	
	Ammoniacal Nitrogen as N	mg/L	0.002		0.02 <sup>#2</sup>	0.6 <sup>#15</sup>	0.02	0.03	0.02	1.1	0.8
	Calcium	mg/L	0.2				190	386	299	99	113
	Chloride	mg/L	1	250 <sup>#1</sup>			8	10	23	18	24
	Cyanide (Free)	µg/L	2.5	50 <sup>#1</sup>	1 <sup>#2</sup>	250 <sup>#3</sup>	<20	<20	<20	<20	<20
	Cyanide Total	µg/L	5	50 <sup>#1</sup>	1 <sup>#2</sup>	1 <sup>#2</sup>	<20	<20	<20	<20	<20
	cyanides-complex	µg/L	5	50 <sup>#1</sup>	1 <sup>#2</sup>	1 <sup>#2</sup>	<20	<20	<20	<20	<20
	Fluoride	µg/L	100	1500 <sup>#1</sup>	5000 <sup>#7</sup>	1000 <sup>#16</sup>	200	200	400	300	500
	Magnesium	mg/L	0.036				25	37	16	10	9
	Potassium	mg/L	0.2				26	48	49	10	14
	Sodium	mg/L	0.076		200 <sup>#1</sup>		22	46	77	18	44
Sulphate	mg/L	2	250(SO4) <sup>#17</sup>		400 <sup>#3</sup>	505	1080	926	226	352	
Phenolics	Xylenols	µg/L	0.5				-	-	-	-	
	Trimethylphenols	µg/L	0.5				<0.5	<0.5	<0.5	<0.5	
	Cresol Total	µg/L	0.5				<0.5	<0.5	<0.5	<0.5	
	Dimethylphenols	µg/L	0.5				<0.5	<0.5	<0.5	<0.5	
	Phenol	µg/L	0.5	5800 <sup>#18</sup>	7.7 <sup>#2</sup>	7.7 <sup>#2</sup>	<0.5	<0.5	<0.5	<0.5	<0.5
Phenols Monohydric	µg/L	0.5				<0.5	<0.5	<0.5	<0.5	<0.5	
Other	Temperature	°C					-	-	-	-	
	Conductivity @ 25oC	mS/cm	0.01				1.2	1.92	1.68	0.624	0.813
	Conductivity @ 20oC	µS/cm	14				-	-	-	-	
	pH (Lab)	pH Units	1	6.5-9.5 <sup>#1</sup>	6-8.5(MAC) <sup>#19</sup>	6-9(MAC) <sup>#19</sup>	7.7	7.5	7.2	7.6	7.3

Field_ID	Location_Code	Sample_Depth_Range	Sampled_Date_Time	Matrix_Description
BH06018-X-0.05-ES-191127	BH06018	0.05	27/11/2019	UK Drinking Water Standards
BH06018-X-0.50-ES-191127	BH06018	0.5	27/11/2019	UK Estuaries and coastal waters EQS
BH06018-X-1.00-ES-191127	BH06018	1	27/11/2019	UK Freshwater EQS
BH07007-X-0.00-ES-200130	BH07007	0	30/01/2020	
BH07007-X-0.50-ES-200130	BH07007	0.5	30/01/2020	
BH07007-X-1.50-ES-200131	BH07007	1.5	31/01/2020	

Chem_Group	ChemName	output unit	EQL

**Environmental Standards Comments**

- #1:Water Supply (Water Quality) Regulations 2016.
- #2:Water Framework Directive (Standards and Classification) Directions (England and Wales) 2015.
- #3:Operational Targets and EQS. EA, April 2018
- #4:Water Framework Directive (Standards & Classification) Directions (England & Wales) 2015. Dissolved fraction.
- #5:Water Framework Directive (Standards & Classification) Directions (England & Wales) 2015. Dissolved fraction. Lowest criteria presented (<40mg/l of CaCO3). See 'further assessment' if criteria exceeded and hardness (CaCO3) data available.
- #6:Water Framework Directive (Standards and Classification) Directions (England and Wales) 2015. Dissolved Fraction. If hexavalent chromium (CrVI) data is available, a value of 4.7µg/l may be appropriate for the remaining trivalent chromium (CrIII).
- #7:Operational Targets and EQS. EA, April 2018. Dissolved fraction.
- #8:Water Framework Directive (Standards and Classification) Directions (England and Wales) 2015. Dissolved Fraction. If DOC >1mg/l then a higher criteria applies (3.76\*(2.677\*(DOC2+0.5))
- #9:Water Framework Directive (Standards & Classification) Directions (England & Wales) 2015. Dissolved & bioavailable (bio) fraction plus background. M-BAT tool to assess: <http://wfd.uk.org/resources/river-lakes-metal-bioavailability-assessment-tool-m-bat>
- #10:Water Framework Directive (Standards and Classification) Directions (England and Wales) 2015. Dissolved Fraction. MAC adopted in absence of AA value.
- #11:Guidelines for Drinking-water Quality, 4th Edition. WHO, 2011. Informal value.
- #12:Operational Targets and EQS. EA, April 2018.
- #13:Operational Targets and EQS. EA, April 2018. Lowest criteria presented (<200mg/l CaCO3). See 'further assessment' values if criteria exceeded and hardness (CaCO3) data available.
- #14:Guidelines for Drinking-water Quality, 4th Edition. WHO, 2011. Based on taste rather than a formal guideline.
- #15:Water Framework Directive (Standards and Classification) Directions (England and Wales) 2015. Indicator of 'good' status (90%ile) - Ammonia standard for lakes and rivers (total ammonia as nitrogen).
- #16:Operational Targets and EQS. EA, April 2018. Dissolved fraction. Lowest criteria presented (<50 mg/l CaCO3). See 'further assessment' values if criteria exceeded and hardness (CaCO3) data available.
- #17:Water Supply (Water Quality) Regulations 2016. As SO4.
- #18:US EPA Regional Screening Levels, May 2019. <https://www.epa.gov/risk/regional-screening-levels-rsls-generic-tables>
- #19:Operational Targets and EQS. EA, April 2018. Maximum Allowable Concentration (MAC) adopted in absence of Annual Average (AA) value.

**Legend**

36.2	Results exceeds GAC.
<50	Results MDL is greater than GAC.
-	Determinand has not been tested for.

**Notes**

A range is given where a determinand has been analysed for by more than one method.



				Field_ID	BH07007-X-1.50-ES-200131	BH07007-X-2.50-ES-200131	BH07007-X-2.50-ES-200131	BH07007-X-3.20-ES-200131	BH07007-X-3.20-ES-200131	BH07007-X-4.20-ES-200131
				Location_Code	BH07007	BH07007	BH07007	BH07007	BH07007	BH07007
				Sample_Dept	1.5	2.5	2.5	3.2	3.2	4.2
				Sample_Dept_Range						
				Sampled_Date_Time	31/01/2020	31/01/2020	31/01/2020	31/01/2020	31/01/2020	31/01/2020
				Matrix_Description						
				UK Drinking Water Standards						
				UK Estuaries and coastal waters EQS						
				UK Freshwater EQS						
Chem_Group	ChemName	output unit	EQL							
Metals	Antimony	µg/L	1	5 <sup>#1</sup>		9	-	3	-	10
	Arsenic	µg/L	0.5	10 <sup>#1</sup>	25 <sup>#2</sup>	6	-	2	-	4
	Boron	µg/L	10	1000 <sup>#1</sup>	7000 <sup>#3</sup>	240	-	180	-	1330
	Cadmium	µg/L	0.02	5 <sup>#1</sup>	0.2 <sup>#4</sup>	<0.02	-	0.03	-	0.52
	Chromium (hexavalent)	µg/L	3		0.6 <sup>#4</sup>	<3	-	<3	-	<3
	Chromium	µg/L	1	50 <sup>#1</sup>	0.6 <sup>#4</sup>	<1	-	<1	-	<1
	Chromium (Trivalent)	µg/L	3		4.7 <sup>#4</sup>	<3	-	<3	-	<3
	Cobalt	µg/L	0.5		3 <sup>#7</sup>	<1	-	<1	-	9
	Copper	µg/L	0.3	2000 <sup>#1</sup>	3.76 <sup>#8</sup>	9	-	2	-	23
	Lead	µg/L	0.2	10 <sup>#1</sup>	1.3 <sup>#4</sup>	<1	-	<1	-	4
	Mercury	µg/L	0.01	1 <sup>#1</sup>	0.07(MAC) <sup>#10</sup>	0.07(MAC) <sup>#10</sup>	<0.03	-	<0.03	<0.03
	Molybdenum	µg/L	1	70 <sup>#11</sup>		35	-	22	-	18
	Nickel	µg/L	0.4	20 <sup>#1</sup>	8.6 <sup>#4</sup>	4	-	3	-	15
	Selenium	µg/L	1	10 <sup>#1</sup>		13	-	10	-	2
	Vanadium	µg/L	1		100 <sup>#12</sup>	12	-	3	-	3
Zinc	µg/L	1	3000 <sup>#14</sup>		10.9	-	<2	-	207	
Inorganics	Available Phosphate	mg/l	6			-	-	-	-	-
	Available Phosphorus	mg/l	2			-	-	-	-	-
	Ammoniacal Nitrogen as N	mg/L	0.002		0.02 <sup>#2</sup>	0.8	0.11	0.11	6.4	6.4
	Calcium	mg/L	0.2			120	-	50	-	708
	Chloride	mg/L	1	250 <sup>#1</sup>		82	-	45	-	10
	Cyanide (Free)	µg/L	2.5	50 <sup>#1</sup>	1 <sup>#2</sup>	<20	-	<20	-	<20
	Cyanide Total	µg/L	5	50 <sup>#1</sup>	1 <sup>#2</sup>	<20	-	<20	-	<20
	Cyanides-complex	µg/L	5	50 <sup>#1</sup>	1 <sup>#2</sup>	-	-	-	-	-
	Fluoride	µg/L	100	1500 <sup>#1</sup>	5000 <sup>#7</sup>	900	-	1200	-	200
	Magnesium	mg/L	0.036			8	-	13	-	44
Potassium	mg/L	0.2			27	-	22	-	51	
Sodium	mg/L	0.076		200 <sup>#1</sup>	119	-	92	-	50	
Sulphate	mg/L	2	250(SO4) <sup>#17</sup>		400 <sup>#3</sup>	423	-	248	-	1770
Phenolics	Xylenols	µg/L	0.5			-	-	-	-	-
	Trimethylphenols	µg/L	0.5			<0.5	-	<0.5	-	<0.5
	Cresol Total	µg/L	0.5			<0.5	-	<0.5	-	<0.5
	Dimethylphenols	µg/L	0.5			<0.5	-	<0.5	-	<0.5
	Phenol	µg/L	0.5	5800 <sup>#18</sup>	7.7 <sup>#2</sup>	1.2	-	0.9	-	3.6
Phenols Monohydric	µg/L	0.5				-	-	-	-	
Other	Temperature	°C				-	-	-	-	-
	Conductivity @ 25oC	mS/cm	0.01			1.24	-	0.833	-	2.77
	Conductivity @ 20oC	µS/cm	14			-	-	-	-	-
	pH (Lab)	pH Units	1	6.5-9.5 <sup>#1</sup>	6-8.5(MAC) <sup>#19</sup>	6-9(MAC) <sup>#19</sup>	8.2	-	8	-

Field_ID	Location_Code	Sample_Depth_Range	Sampled_Date_Time	Matrix_Description
BH07007-X-1.50-ES-200131	BH07007	1.5	31/01/2020	UK Drinking Water Standards
BH07007-X-2.50-ES-200131	BH07007	2.5	31/01/2020	UK Estuaries and coastal waters EQS
BH07007-X-2.50-ES-200131	BH07007	2.5	31/01/2020	UK Freshwater EQS
BH07007-X-3.20-ES-200131	BH07007	3.2	31/01/2020	
BH07007-X-3.20-ES-200131	BH07007	3.2	31/01/2020	
BH07007-X-4.20-ES-200131	BH07007	4.2	31/01/2020	

Chem_Group	ChemName	output unit	EQL

**Environmental Standards Comments**

- #1:Water Supply (Water Quality) Regulations 2016.
- #2:Water Framework Directive (Standards and Classification) Directions (England and Wales) 2015.
- #3:Operational Targets and EQS. EA, April 2018
- #4:Water Framework Directive (Standards & Classification) Directions (England & Wales) 2015. Dissolved fraction.
- #5:Water Framework Directive (Standards & Classification) Directions (England & Wales) 2015. Dissolved fraction. Lowest criteria presented (<40mg/l of CaCO3). See 'further assessment' if criteria exceeded and hardness (CaCO3) data available.
- #6:Water Framework Directive (Standards and Classification) Directions (England and Wales) 2015. Dissolved Fraction. If hexavalent chromium (CrVI) data is available, a value of 4.7µg/l may be appropriate for the remaining trivalent chromium (CrIII).
- #7:Operational Targets and EQS. EA, April 2018. Dissolved fraction.
- #8:Water Framework Directive (Standards and Classification) Directions (England and Wales) 2015. Dissolved Fraction. If DOC >1mg/l then a higher criteria applies (3.76\*(2.677\*(DOC2+0.5))
- #9:Water Framework Directive (Standards & Classification) Directions (England & Wales) 2015. Dissolved & bioavailable (bio) fraction plus background. M-BAT tool to assess: <http://wfd.uk.org/resources/river-lakes-metal-bioavailability-assessment-tool-m-bat>
- #10:Water Framework Directive (Standards and Classification) Directions (England and Wales) 2015. Dissolved Fraction. MAC adopted in absence of AA value.
- #11:Guidelines for Drinking-water Quality, 4th Edition. WHO, 2011. Informal value.
- #12:Operational Targets and EQS. EA, April 2018.
- #13:Operational Targets and EQS. EA, April 2018. Lowest criteria presented (<200mg/l CaCO3). See 'further assessment' values if criteria exceeded and hardness (CaCO3) data available.
- #14:Guidelines for Drinking-water Quality, 4th Edition. WHO, 2011. Based on taste rather than a formal guideline.
- #15:Water Framework Directive (Standards and Classification) Directions (England and Wales) 2015. Indicator of 'good' status (90%ile) - Ammonia standard for lakes and rivers (total ammonia as nitrogen).
- #16:Operational Targets and EQS. EA, April 2018. Dissolved fraction. Lowest criteria presented (<50 mg/l CaCO3). See 'further assessment' values if criteria exceeded and hardness (CaCO3) data available.
- #17:Water Supply (Water Quality) Regulations 2016. As SO4.
- #18:US EPA Regional Screening Levels, May 2019. <https://www.epa.gov/risk/regional-screening-levels-rsls-generic-tables>
- #19:Operational Targets and EQS. EA, April 2018. Maximum Allowable Concentration (MAC) adopted in absence of Annual Average (AA) value.

**Legend**

36.2	Results exceeds GAC.
<50	Results MDL is greater than GAC.
-	Determinand has not been tested for.

**Notes**

A range is given where a determinand has been analysed for by more than one method.

				Field_ID	BH07007-X-4.20-ES-200131	BH07007-X-5.20-ES-200131	BH07007-X-5.20-ES-200131	BH07007-X-6.20-ES-200131	BH07007-X-6.20-ES-200131	BH07007-X-7.20-ES-200131		
				Location_Code	BH07007	BH07007	BH07007	BH07007	BH07007	BH07007		
				Sample_Depth_Range	4.2	5.2	5.2	6.2	6.2	7.2		
				Sampled_Date_Time	31/01/2020	31/01/2020	31/01/2020	31/01/2020	31/01/2020	31/01/2020		
				Matrix_Description								
				UK Drinking Water Standards								
				UK Estuaries and coastal waters EQS								
				UK Freshwater EQS								
Chem_Group	ChemName	output unit	EQL									
Metals	Antimony	µg/L	1	5 <sup>#1</sup>			15	-	22	-	43	-
	Arsenic	µg/L	0.5	10 <sup>#1</sup>	25 <sup>#2</sup>	50 <sup>#2</sup>	2	-	2	-	14	-
	Boron	µg/L	10	1000 <sup>#1</sup>	7000 <sup>#3</sup>	2000 <sup>#3</sup>	630	-	1040	-	620	-
	Cadmium	µg/L	0.02	5 <sup>#1</sup>	0.2 <sup>#4</sup>	0.08 <sup>#5</sup>	0.32	-	0.07	-	0.06	-
	Chromium (hexavalent)	µg/L	3		0.6 <sup>#4</sup>	3.4 <sup>#4</sup>	<3	-	<3	-	<3	-
	Chromium	µg/L	1	50 <sup>#1</sup>	0.6 <sup>#4</sup>	3.4 <sup>#6</sup>	<1	-	<1	-	<1	-
	Chromium (Trivalent)	µg/L	3		4.7 <sup>#4</sup>	4.7 <sup>#4</sup>	<3	-	<3	-	<3	-
	Cobalt	µg/L	0.5		3 <sup>#7</sup>	3 <sup>#7</sup>	5	-	2	-	1	-
	Copper	µg/L	0.3	2000 <sup>#1</sup>	3.76 <sup>#8</sup>	1(bio) <sup>#9</sup>	19	-	2	-	7	-
	Lead	µg/L	0.2	10 <sup>#1</sup>	1.3 <sup>#4</sup>	1.2(bio) <sup>#9</sup>	2	-	2	-	<1	-
	Mercury	µg/L	0.01	1 <sup>#1</sup>	0.07(MAC) <sup>#10</sup>	0.07(MAC) <sup>#10</sup>	<0.03	-	<0.03	-	<0.03	-
	Molybdenum	µg/L	1	70 <sup>#11</sup>			25	-	40	-	181	-
	Nickel	µg/L	0.4	20 <sup>#1</sup>	8.6 <sup>#4</sup>	4(bio) <sup>#9</sup>	7	-	3	-	8	-
	Selenium	µg/L	1	10 <sup>#1</sup>			5	-	<1	-	3	-
Vanadium	µg/L	1		100 <sup>#12</sup>	20 <sup>#13</sup>	1	-	<1	-	58	-	
Zinc	µg/L	1	3000 <sup>#14</sup>		10.9(bio) <sup>#9</sup>	53	-	12	-	<2	-	
Inorganics	Available Phosphate	mg/l	6				-	-	-	-	-	-
	Available Phosphorus	mg/l	2				-	-	-	-	-	-
	Ammoniacal Nitrogen as N	mg/L	0.002		0.02 <sup>#2</sup>	0.6 <sup>#15</sup>	1.9	3.7	3.7	26	26	12.8
	Calcium	mg/L	0.2				733	-	192	-	156	-
	Chloride	mg/L	1	250 <sup>#1</sup>			43	-	160	-	223	-
	Cyanide (Free)	µg/L	2.5	50 <sup>#1</sup>	1 <sup>#2</sup>	250 <sup>#3</sup>	<20	-	<20	-	<20	-
	Cyanide Total	µg/L	5	50 <sup>#1</sup>	1 <sup>#2</sup>	1 <sup>#2</sup>	<20	-	<20	-	100	-
	cyanides-complex	µg/L	5	50 <sup>#1</sup>	1 <sup>#2</sup>	1 <sup>#2</sup>	-	-	-	-	-	-
	Fluoride	µg/L	100	1500 <sup>#1</sup>	5000 <sup>#7</sup>	1000 <sup>#16</sup>	300	-	300	-	<200	-
	Magnesium	mg/L	0.036				39	-	63	-	<1	-
Potassium	mg/L	0.2				40	-	48	-	27	-	
Sodium	mg/L	0.076		200 <sup>#1</sup>		71	-	155	-	97	-	
Sulphate	mg/L	2	250(SO4) <sup>#17</sup>		400 <sup>#3</sup>	1890	-	586	-	547	-	
Phenolics	Xylenols	µg/L	0.5				-	-	-	-	-	-
	Trimethylphenols	µg/L	0.5				<0.5	-	<0.5	-	<0.5	-
	Cresol Total	µg/L	0.5				<0.5	-	<0.5	-	1.6	-
	Dimethylphenols	µg/L	0.5				<0.5	-	<0.5	-	<0.5	-
	Phenol	µg/L	0.5	5800 <sup>#18</sup>	7.7 <sup>#2</sup>	7.7 <sup>#2</sup>	0.7	-	0.7	-	3.8	-
Phenols Monohydric	µg/L	0.5					-		-		-	
Other	Temperature	°C					-	-	-	-	-	-
	Conductivity @ 25oC	mS/cm	0.01				2.71	-	2.02	-	1.31	-
	Conductivity @ 20oC	µS/cm	14				-	-	-	-	-	-
	pH (Lab)	pH Units	1	6.5-9.5 <sup>#1</sup>	6-8.5(MAC) <sup>#19</sup>	6-9(MAC) <sup>#19</sup>	7.6	-	7.8	-	10.6	-

Field_ID	Location_Code	Sample_Depth_Range	Sampled_Date_Time	Matrix_Description
BH07007-X-4.20-ES-200131	BH07007	4.2	31/01/2020	UK Drinking Water Standards
BH07007-X-5.20-ES-200131	BH07007	5.2	31/01/2020	UK Estuaries and coastal waters EQS
BH07007-X-5.20-ES-200131	BH07007	5.2	31/01/2020	UK Freshwater EQS
BH07007-X-6.20-ES-200131	BH07007	6.2	31/01/2020	
BH07007-X-6.20-ES-200131	BH07007	6.2	31/01/2020	
BH07007-X-7.20-ES-200131	BH07007	7.2	31/01/2020	

Chem_Group	ChemName	output unit	EQL

**Environmental Standards Comments**

#1:Water Supply (Water Quality) Regulations 2016.  
 #2:Water Framework Directive (Standards and Classification) Directions (England and Wales) 2015.  
 #3:Operational Targets and EQS. EA, April 2018  
 #4:Water Framework Directive (Standards & Classification) Directions (England & Wales) 2015. Dissolved fraction.  
 #5:Water Framework Directive (Standards & Classification) Directions (England & Wales) 2015. Dissolved fraction. Lowest criteria presented (<40mg/l of CaCO3). See 'further assessment' if criteria exceeded and hardness (CaCO3) data available.  
 #6:Water Framework Directive (Standards and Classification) Directions (England and Wales) 2015. Dissolved Fraction. If hexavalent chromium (CrVI) data is available, a value of 4.7µg/l may be appropriate for the remaining trivalent chromium (CrIII).  
 #7:Operational Targets and EQS. EA, April 2018. Dissolved fraction.  
 #8:Water Framework Directive (Standards and Classification) Directions (England and Wales) 2015. Dissolved Fraction. If DOC >1mg/l then a higher criteria applies (3.76\*(2.677\*(DOC2+0.5)))  
 #9:Water Framework Directive (Standards & Classification) Directions (England & Wales) 2015. Dissolved & bioavailable (bio) fraction plus background. M-BAT tool to assess: <http://wfd.uk.org/resources/river-lakes-metal-bioavailability-assessment-tool-m-bat>  
 #10:Water Framework Directive (Standards and Classification) Directions (England and Wales) 2015. Dissolved Fraction. MAC adopted in absence of AA value.  
 #11:Guidelines for Drinking-water Quality, 4th Edition. WHO, 2011. Informal value.  
 #12:Operational Targets and EQS. EA, April 2018.  
 #13:Operational Targets and EQS. EA, April 2018. Lowest criteria presented (<200mg/l CaCO3). See 'further assessment' values if criteria exceeded and hardness (CaCO3) data available.  
 #14:Guidelines for Drinking-water Quality, 4th Edition. WHO, 2011. Based on taste rather than a formal guideline.  
 #15:Water Framework Directive (Standards and Classification) Directions (England and Wales) 2015. Indicator of 'good' status (90%ile) - Ammonia standard for lakes and rivers (total ammonia as nitrogen).  
 #16:Operational Targets and EQS. EA, April 2018. Dissolved fraction. Lowest criteria presented (<50 mg/l CaCO3). See 'further assessment' values if criteria exceeded and hardness (CaCO3) data available.  
 #17:Water Supply (Water Quality) Regulations 2016. As SO4.  
 #18:US EPA Regional Screening Levels, May 2019. <https://www.epa.gov/risk/regional-screening-levels-rsls-generic-tables>  
 #19:Operational Targets and EQS. EA, April 2018. Maximum Allowable Concentration (MAC) adopted in absence of Annual Average (AA) value.

**Legend**

36.2	Results exceeds GAC.
<50	Results MDL is greater than GAC.
-	Determinand has not been tested for.

**Notes**  
A range is given where a determinand has been analysed for by more than one method.

				Field_ID	BH07007-X-7.20-ES-200131	BH07008-X-0.00-ES-200122	BH07008-X-1.00-ES-200122	BH07008-X-1.50-ES-200128	BH07008-X-1.50-ES-200128	BH07008-X-13.60-ES-200129	
				Location_Code	BH07007	BH07008	BH07008	BH07008	BH07008	BH07008	
				Sample_Death_Range	7.2	0	1	1.5	1.5	13.6	
				Sampled_Date_Time	31/01/2020	22/01/2020	22/01/2020	28/01/2020	28/01/2020	29/01/2020	
				Matrix_Description							
				UK Drinking Water Standards							
				UK Estuaries and coastal waters EQS							
				UK Freshwater EQS							
Chem_Group	ChemName	output unit	EQL								
Metals	Antimony	µg/L	1	5 <sup>#1</sup>		113	2	2	-	6	1
	Arsenic	µg/L	0.5	10 <sup>#1</sup>	25 <sup>#2</sup>	8	1	2	-	1	5
	Boron	µg/L	10	1000 <sup>#1</sup>	7000 <sup>#3</sup>	1060	200	200	-	200	520
	Cadmium	µg/L	0.02	5 <sup>#1</sup>	0.2 <sup>#4</sup>	<0.02	<0.02	<0.02	-	0.03	<0.02
	Chromium (hexavalent)	µg/L	3		0.6 <sup>#4</sup>	<3	<3	<3	-	<3	<3
	Chromium	µg/L	1	50 <sup>#1</sup>	0.6 <sup>#4</sup>	<1	<1	<1	-	<1	1
	Chromium (Trivalent)	µg/L	3		4.7 <sup>#4</sup>	<3	<3	<3	-	<3	<3
	Cobalt	µg/L	0.5		3 <sup>#7</sup>	1	<1	<1	-	<1	<1
	Copper	µg/L	0.3	2000 <sup>#1</sup>	3.76 <sup>#8</sup>	<1	2	1	-	4	1
	Lead	µg/L	0.2	10 <sup>#1</sup>	1.3 <sup>#4</sup>	<1	<1	<1	-	<1	<1
	Mercury	µg/L	0.01	1 <sup>#1</sup>	0.07(MAC) <sup>#10</sup>	<0.03	<0.03	<0.03	-	<0.03	<0.03
	Molybdenum	µg/L	1	70 <sup>#11</sup>		151	4	23	-	31	9
	Nickel	µg/L	0.4	20 <sup>#1</sup>	8.6 <sup>#4</sup>	5	2	2	-	3	<1
	Selenium	µg/L	1	10 <sup>#1</sup>		1	3	21	-	8	<1
	Vanadium	µg/L	1		100 <sup>#12</sup>	6	2	2	-	2	32
Zinc	µg/L	1	3000 <sup>#14</sup>		<2	<2	<2	-	2	4	
Inorganics	Available Phosphate	mg/l	6			-	-	-	-	-	-
	Available Phosphorus	mg/l	2			-	-	-	-	-	-
	Ammoniacal Nitrogen as N	mg/L	0.002		0.02 <sup>#2</sup>	12.8	0.06	1	1.7	0.7	14.4
	Calcium	mg/L	0.2			46	246	136	-	104	16
	Chloride	mg/L	1	250 <sup>#1</sup>		204	9	31	-	56	870
	Cyanide (Free)	µg/L	2.5	50 <sup>#1</sup>	1 <sup>#2</sup>	<20	<20	<20	-	<20	<20
	Cyanide Total	µg/L	5	50 <sup>#1</sup>	1 <sup>#2</sup>	20	<20	<20	-	<20	<20
	cyanides-complex	µg/L	5	50 <sup>#1</sup>	1 <sup>#2</sup>	-	-	-	-	-	-
	Fluoride	µg/L	100	1500 <sup>#1</sup>	5000 <sup>#7</sup>	300	300	700	-	700	400
	Magnesium	mg/L	0.036			15	20	19	-	23	30
Potassium	mg/L	0.2			33	19	24	-	26	64	
Sodium	mg/L	0.076		200 <sup>#1</sup>	141	25	75	-	82	528	
Sulphate	mg/L	2	250(SO4) <sup>#17</sup>		190	613	510	-	371	8	
Phenolics	Xylenols	µg/L	0.5			-	-	-	-	-	-
	Trimethylphenols	µg/L	0.5			<0.5	<0.5	<0.5	-	<0.5	<0.5
	Cresol Total	µg/L	0.5			<0.5	<0.5	<0.5	-	<0.5	<0.5
	Dimethylphenols	µg/L	0.5			<0.5	<0.5	<0.5	-	<0.5	<0.5
	Phenol	µg/L	0.5	5800 <sup>#18</sup>	7.7 <sup>#2</sup>	0.9	<0.5	<0.5	-	<0.5	11.4
Phenols Monohydric	µg/L	0.5						-			
Other	Temperature	°C				-	-	-	-	-	-
	Conductivity @ 25oC	mS/cm	0.01			1.24	1.22	1.12	-	1.04	3.26
	Conductivity @ 20oC	µS/cm	14			-	-	-	-	-	-
	pH (Lab)	pH Units	1	6.5-9.5 <sup>#1</sup>	6-8.5(MAC) <sup>#19</sup>	6-9(MAC) <sup>#19</sup>	9	7.7	7.6	-	7.7

Field_ID	Location_Code	Sample_Depth	Sample_Depth_Range	Sampled_Date_Time	Matrix_Description
BH07007-X-7.20-ES-200131	BH07007	7.2	0	31/01/2020	UK Drinking Water Standards
BH07008-X-0.00-ES-200122	BH07008	0	0	22/01/2020	UK Estuaries and coastal waters EQS
BH07008-X-1.00-ES-200122	BH07008	1	1	22/01/2020	UK Freshwater EQS
BH07008-X-1.50-ES-200128	BH07008	1.5	1.5	28/01/2020	
BH07008-X-1.50-ES-200128	BH07008	1.5	1.5	28/01/2020	
BH07008-X-13.60-ES-200129	BH07008	13.6	13.6	29/01/2020	

Chem_Group	ChemName	output unit	EQL

**Environmental Standards Comments**

- #1:Water Supply (Water Quality) Regulations 2016.
- #2:Water Framework Directive (Standards and Classification) Directions (England and Wales) 2015.
- #3:Operational Targets and EQS. EA, April 2018
- #4:Water Framework Directive (Standards & Classification) Directions (England & Wales) 2015. Dissolved fraction.
- #5:Water Framework Directive (Standards & Classification) Directions (England & Wales) 2015. Dissolved fraction. Lowest criteria presented (<40mg/l of CaCO3). See 'further assessment' if criteria exceeded and hardness (CaCO3) data available.
- #6:Water Framework Directive (Standards and Classification) Directions (England and Wales) 2015. Dissolved Fraction. If hexavalent chromium (CrVI) data is available, a value of 4.7µg/l may be appropriate for the remaining trivalent chromium (CrIII).
- #7:Operational Targets and EQS. EA, April 2018. Dissolved fraction.
- #8:Water Framework Directive (Standards and Classification) Directions (England and Wales) 2015. Dissolved Fraction. If DOC >1mg/l then a higher criteria applies (3.76\*(2.677\*(DOC2+0.5)))
- #9:Water Framework Directive (Standards & Classification) Directions (England & Wales) 2015. Dissolved & bioavailable (bio) fraction plus background. M-BAT tool to assess: <http://wfd.uk.org/resources/river-lakes-metal-bioavailability-assessment-tool-m-bat>
- #10:Water Framework Directive (Standards and Classification) Directions (England and Wales) 2015. Dissolved Fraction. MAC adopted in absence of AA value.
- #11:Guidelines for Drinking-water Quality, 4th Edition. WHO, 2011. Informal value.
- #12:Operational Targets and EQS. EA, April 2018.
- #13:Operational Targets and EQS. EA, April 2018. Lowest criteria presented (<200mg/l CaCO3). See 'further assessment' values if criteria exceeded and hardness (CaCO3) data available.
- #14:Guidelines for Drinking-water Quality, 4th Edition. WHO, 2011. Based on taste rather than a formal guideline.
- #15:Water Framework Directive (Standards and Classification) Directions (England and Wales) 2015. Indicator of 'good' status (90%ile) - Ammonia standard for lakes and rivers (total ammonia as nitrogen).
- #16:Operational Targets and EQS. EA, April 2018. Dissolved fraction. Lowest criteria presented (<50 mg/l CaCO3). See 'further assessment' values if criteria exceeded and hardness (CaCO3) data available.
- #17:Water Supply (Water Quality) Regulations 2016. As SO4.
- #18:US EPA Regional Screening Levels, May 2019. <https://www.epa.gov/risk/regional-screening-levels-rsls-generic-tables>
- #19:Operational Targets and EQS. EA, April 2018. Maximum Allowable Concentration (MAC) adopted in absence of Annual Average (AA) value.

**Legend**

36.2	Results exceeds GAC.
<50	Results MDL is greater than GAC.
-	Determinand has not been tested for.

**Notes**

A range is given where a determinand has been analysed for by more than one method.

				Field_ID	BH07008-X-15.90-ES-200129	BH07008-X-2.70-ES-200128	BH07008-X-2.70-ES-200128	BH07008-X-3.70-ES-200128	BH07008-X-3.70-ES-200128	BH07008-X-4.50-ES-200128		
				Location_Code	BH07008	BH07008	BH07008	BH07008	BH07008	BH07008		
				Sample_Dept	15.9	2.7	2.7	3.7	3.7	4.5		
				Sample_Dept_Range								
				Sampled_Date_Time	29/01/2020	28/01/2020	28/01/2020	28/01/2020	28/01/2020	28/01/2020		
				Matrix_Description								
				UK Drinking Water Standards								
				UK Estuaries and coastal waters EQS								
				UK Freshwater EQS								
Chem_Group	ChemName	output unit	EQL									
Metals	Antimony	µg/L	1	5 <sup>#1</sup>			5	-	8	-	44	-
	Arsenic	µg/L	0.5	10 <sup>#1</sup>	25 <sup>#2</sup>	50 <sup>#2</sup>	11	-	3	-	2	-
	Boron	µg/L	10	1000 <sup>#1</sup>	7000 <sup>#3</sup>	2000 <sup>#3</sup>	420	-	830	-	1170	-
	Cadmium	µg/L	0.02	5 <sup>#1</sup>	0.2 <sup>#4</sup>	0.08 <sup>#5</sup>	<0.02	-	2.05	-	1.23	-
	Chromium (hexavalent)	µg/L	3		0.6 <sup>#4</sup>	3.4 <sup>#4</sup>	<3	-	<3	-	<3	-
	Chromium	µg/L	1	50 <sup>#1</sup>	0.6 <sup>#4</sup>	3.4 <sup>#6</sup>	<1	-	<1	-	1	-
	Chromium (Trivalent)	µg/L	3			4.7 <sup>#4</sup>	<3	-	<3	-	<3	-
	Cobalt	µg/L	0.5		3 <sup>#7</sup>	3 <sup>#7</sup>	<1	-	18	-	9	-
	Copper	µg/L	0.3	2000 <sup>#1</sup>	3.78 <sup>#8</sup>	1(bio) <sup>#9</sup>	<1	-	14	-	21	-
	Lead	µg/L	0.2	10 <sup>#1</sup>	1.3 <sup>#4</sup>	1.2(bio) <sup>#9</sup>	<1	-	5	-	7	-
	Mercury	µg/L	0.01	1 <sup>#1</sup>	0.07(MAC) <sup>#10</sup>	0.07(MAC) <sup>#10</sup>	<0.03	-	<0.03	-	<0.03	-
	Molybdenum	µg/L	1	70 <sup>#11</sup>			24	-	16	-	10	-
	Nickel	µg/L	0.4	20 <sup>#1</sup>	8.6 <sup>#4</sup>	4(bio) <sup>#9</sup>	2	-	16	-	10	-
	Selenium	µg/L	1	10 <sup>#1</sup>			<1	-	2	-	2	-
	Vanadium	µg/L	1		100 <sup>#12</sup>	20 <sup>#13</sup>	15	-	1	-	<1	-
	Zinc	µg/L	1	3000 <sup>#14</sup>		10.9(bio) <sup>#9</sup>	<2	-	277	-	384	-
Inorganics	Available Phosphate	mg/l	6				-	-	-	-	-	-
	Available Phosphorus	mg/l	2				-	-	-	-	-	-
	Ammoniacal Nitrogen as N	mg/L	0.002		0.02 <sup>#2</sup>	0.6 <sup>#15</sup>	15.3	7.3	3.2	17.1	1.4	55.1
	Calcium	mg/L	0.2				25	-	664	-	694	-
	Chloride	mg/L	1	250 <sup>#1</sup>		250 <sup>#3</sup>	989	-	32	-	26	-
	Cyanide (Free)	µg/L	2.5	50 <sup>#1</sup>	1 <sup>#2</sup>	1 <sup>#2</sup>	<20	-	<20	-	<20	-
	Cyanide Total	µg/L	5	50 <sup>#1</sup>	1 <sup>#2</sup>	1 <sup>#2</sup>	<20	-	<20	-	<20	-
	cyanides-complex	µg/L	5	50 <sup>#1</sup>	1 <sup>#2</sup>	1 <sup>#2</sup>	-	-	-	-	-	-
	Fluoride	µg/L	100	1500 <sup>#1</sup>		5000 <sup>#7</sup>	200	-	300	-	200	-
	Magnesium	mg/L	0.036				48	-	71	-	44	-
Potassium	mg/L	0.2				70	-	44	-	48	-	
Sodium	mg/L	0.076		200 <sup>#1</sup>		644	-	97	-	47	-	
Sulphate	mg/L	2	250(SO4) <sup>#17</sup>		400 <sup>#3</sup>	15	-	1910	-	1800	-	
Phenolics	Xylenols	µg/L	0.5				-	-	-	-	-	-
	Trimethylphenols	µg/L	0.5				<0.5	-	58.4	-	13.1	-
	Cresol Total	µg/L	0.5				<0.5	-	60.9	-	18	-
	Dimethylphenols	µg/L	0.5				<0.5	-	92.8	-	29.2	-
	Phenol	µg/L	0.5	5800 <sup>#18</sup>	7.7 <sup>#2</sup>	7.7 <sup>#2</sup>	5.7	-	3.9	-	3.9	-
Phenols Monohydric	µg/L	0.5				-	-	-	-	-	-	
Other	Temperature	°C					-	-	-	-	-	-
	Conductivity @ 25oC	mS/cm	0.01				3.66	-	2.77	-	2.54	-
	Conductivity @ 20oC	µS/cm	14				-	-	-	-	-	-
	pH (Lab)	pH Units	1	6.5-9.5 <sup>#1</sup>	6-8.5(MAC) <sup>#19</sup>	6-9(MAC) <sup>#19</sup>	8.2	-	7.5	-	7.4	-

Field_ID	Location_Code	Sample_Depth_Range	Sampled_Date_Time	Matrix_Description
BH07008-X-15.90-ES-200129	BH07008	15.9	29/01/2020	UK Drinking Water Standards
BH07008-X-2.70-ES-200128	BH07008	2.7	28/01/2020	UK Estuaries and coastal waters EQS
BH07008-X-2.70-ES-200128	BH07008	2.7	28/01/2020	UK Freshwater EQS
BH07008-X-3.70-ES-200128	BH07008	3.7	28/01/2020	
BH07008-X-3.70-ES-200128	BH07008	3.7	28/01/2020	
BH07008-X-4.50-ES-200128	BH07008	4.5	28/01/2020	

Chem_Group	ChemName	output unit	EQL

**Environmental Standards Comments**

- #1:Water Supply (Water Quality) Regulations 2016.
- #2:Water Framework Directive (Standards and Classification) Directions (England and Wales) 2015.
- #3:Operational Targets and EQS. EA, April 2018
- #4:Water Framework Directive (Standards & Classification) Directions (England & Wales) 2015. Dissolved fraction.
- #5:Water Framework Directive (Standards & Classification) Directions (England & Wales) 2015. Dissolved fraction. Lowest criteria presented (<40mg/l of CaCO3). See 'further assessment' if criteria exceeded and hardness (CaCO3) data available.
- #6:Water Framework Directive (Standards and Classification) Directions (England and Wales) 2015. Dissolved Fraction. If hexavalent chromium (CrVI) data is available, a value of 4.7µg/l may be appropriate for the remaining trivalent chromium (CrIII).
- #7:Operational Targets and EQS. EA, April 2018. Dissolved fraction.
- #8:Water Framework Directive (Standards and Classification) Directions (England and Wales) 2015. Dissolved Fraction. If DOC >1mg/l then a higher criteria applies (3.76\*(2.677\*(DOC2+0.5))
- #9:Water Framework Directive (Standards & Classification) Directions (England & Wales) 2015. Dissolved & bioavailable (bio) fraction plus background. M-BAT tool to assess: <http://wfd.uk.org/resources/river-lakes-metal-bioavailability-assessment-tool-m-bat>
- #10:Water Framework Directive (Standards and Classification) Directions (England and Wales) 2015. Dissolved Fraction. MAC adopted in absence of AA value.
- #11:Guidelines for Drinking-water Quality, 4th Edition. WHO, 2011. Informal value.
- #12:Operational Targets and EQS. EA, April 2018.
- #13:Operational Targets and EQS. EA, April 2018. Lowest criteria presented (<200mg/l CaCO3). See 'further assessment' values if criteria exceeded and hardness (CaCO3) data available.
- #14:Guidelines for Drinking-water Quality, 4th Edition. WHO, 2011. Based on taste rather than a formal guideline.
- #15:Water Framework Directive (Standards and Classification) Directions (England and Wales) 2015. Indicator of 'good' status (90%ile) - Ammonia standard for lakes and rivers (total ammonia as nitrogen).
- #16:Operational Targets and EQS. EA, April 2018. Dissolved fraction. Lowest criteria presented (<50 mg/l CaCO3). See 'further assessment' values if criteria exceeded and hardness (CaCO3) data available.
- #17:Water Supply (Water Quality) Regulations 2016. As SO4.
- #18:US EPA Regional Screening Levels, May 2019. <https://www.epa.gov/risk/regional-screening-levels-rsls-generic-tables>
- #19:Operational Targets and EQS. EA, April 2018. Maximum Allowable Concentration (MAC) adopted in absence of Annual Average (AA) value.

**Legend**

36.2	Results exceeds GAC.
<50	Results MDL is greater than GAC.
-	Determinand has not been tested for.

**Notes**

A range is given where a determinand has been analysed for by more than one method.



				Field_ID	BH07008-X-4.50-ES-200128	BH07008-X-5.50-ES-200128	BH07008-X-5.50-ES-200128	BH07008-X-6.50-ES-200128	BH07008-X-6.50-ES-200128	BH07008-X-7.60-ES-200128		
				Location_Code	BH07008	BH07008	BH07008	BH07008	BH07008	BH07008		
				Sample_Death_Range	4,5	5,5	5,5	6,5	6,5	7,6		
				Sampled_Date_Time	28/01/2020	28/01/2020	28/01/2020	28/01/2020	28/01/2020	28/01/2020		
				Matrix_Description								
				UK Drinking Water Standards								
				UK Estuaries and coastal waters EQS								
				UK Freshwater EQS								
Chem_Group	ChemName	output unit	EQL									
Metals	Antimony	µg/L	1	5 <sup>#1</sup>			23	-	24	-	18	-
	Arsenic	µg/L	0.5	10 <sup>#1</sup>	25 <sup>#2</sup>	50 <sup>#2</sup>	2	-	3	-	3	-
	Boron	µg/L	10	1000 <sup>#1</sup>	7000 <sup>#3</sup>	2000 <sup>#3</sup>	1270	-	1820	-	1150	-
	Cadmium	µg/L	0.02	5 <sup>#1</sup>	0.2 <sup>#4</sup>	0.08 <sup>#5</sup>	0.84	-	0.47	-	0.04	-
	Chromium (hexavalent)	µg/L	3		0.6 <sup>#4</sup>	3.4 <sup>#4</sup>	<3	-	<3	-	<3	-
	Chromium	µg/L	1	50 <sup>#1</sup>	0.6 <sup>#4</sup>	3.4 <sup>#6</sup>	<1	-	<1	-	<1	-
	Chromium (Trivalent)	µg/L	3		4.7 <sup>#4</sup>	4.7 <sup>#4</sup>	<3	-	<3	-	<3	-
	Cobalt	µg/L	0.5		3 <sup>#7</sup>	3 <sup>#7</sup>	7	-	11	-	<1	-
	Copper	µg/L	0.3	2000 <sup>#1</sup>	3.76 <sup>#8</sup>	1(bio) <sup>#9</sup>	18	-	8	-	<1	-
	Lead	µg/L	0.2	10 <sup>#1</sup>	1.3 <sup>#4</sup>	1.2(bio) <sup>#9</sup>	7	-	5	-	<1	-
	Mercury	µg/L	0.01	1 <sup>#1</sup>	0.07(MAC) <sup>#10</sup>	0.07(MAC) <sup>#10</sup>	0.18	-	<0.03	-	<0.03	-
	Molybdenum	µg/L	1	70 <sup>#11</sup>			11	-	20	-	125	-
	Nickel	µg/L	0.4	20 <sup>#1</sup>	8.6 <sup>#4</sup>	4(bio) <sup>#9</sup>	11	-	13	-	5	-
	Selenium	µg/L	1	10 <sup>#1</sup>			2	-	1	-	1	-
	Vanadium	µg/L	1		100 <sup>#12</sup>	20 <sup>#13</sup>	<1	-	<1	-	1	-
	Zinc	µg/L	1	3000 <sup>#14</sup>		10.9(bio) <sup>#9</sup>	171	-	186	-	3	-
Inorganics	Available Phosphate	mg/l	6				-	-	-	-	-	-
	Available Phosphorus	mg/l	2				-	-	-	-	-	-
	Ammoniacal Nitrogen as N	mg/L	0.002		0.02 <sup>#2</sup>	0.6 <sup>#15</sup>	1.7	0.7	7.4	3.2	17.1	1.4
	Calcium	mg/L	0.2				699	-	642	-	269	-
	Chloride	mg/L	1	250 <sup>#1</sup>		250 <sup>#3</sup>	32	-	147	-	278	-
	Cyanide (Free)	µg/L	2.5	50 <sup>#1</sup>	1 <sup>#2</sup>	1 <sup>#2</sup>	<20	-	<20	-	<20	-
	Cyanide Total	µg/L	5	50 <sup>#1</sup>	1 <sup>#2</sup>	1 <sup>#2</sup>	<20	-	<20	-	20	-
	cyanides-complex	µg/L	5	50 <sup>#1</sup>	1 <sup>#2</sup>	1 <sup>#2</sup>	-	-	-	-	-	-
	Fluoride	µg/L	100	1500 <sup>#1</sup>	5000 <sup>#7</sup>	1000 <sup>#16</sup>	200	-	200	-	300	-
	Magnesium	mg/L	0.036				53	-	115	-	60	-
Potassium	mg/L	0.2				46	-	69	-	55	-	
Sodium	mg/L	0.076		200 <sup>#1</sup>		55	-	142	-	184	-	
Sulphate	mg/L	2	250(SO4) <sup>#17</sup>		400 <sup>#3</sup>	1840	-	1960	-	911	-	
Phenolics	Xylenols	µg/L	0.5				-	-	-	-	-	-
	Trimethylphenols	µg/L	0.5				10.2	-	<0.5	-	<0.5	-
	Cresol Total	µg/L	0.5				15	-	<0.5	-	<0.5	-
	Dimethylphenols	µg/L	0.5				22	-	<0.5	-	<0.5	-
	Phenol	µg/L	0.5	5800 <sup>#18</sup>	7.7 <sup>#2</sup>	7.7 <sup>#2</sup>	3	-	0.8	-	0.9	-
Phenols Monohydric	µg/L	0.5					-	-	-	-	-	
Other	Temperature	°C					-	-	-	-	-	-
	Conductivity @ 25oC	mS/cm	0.01				2.6	-	3.22	-	2.41	-
	Conductivity @ 20oC	µS/cm	14				-	-	-	-	-	-
	pH (Lab)	pH Units	1	6.5-9.5 <sup>#1</sup>	6-8.5(MAC) <sup>#19</sup>	6-9(MAC) <sup>#19</sup>	7.5	-	7.5	-	8.3	-

Field_ID	Location_Code	Sample_Depth_Range	Sampled_Date_Time	Matrix_Description
BH07008-X-4.50-ES-200128	BH07008	4.5	28/01/2020	UK Drinking Water Standards
BH07008-X-5.50-ES-200128	BH07008	5.5	28/01/2020	UK Estuaries and coastal waters EQS
BH07008-X-5.50-ES-200128	BH07008	5.5	28/01/2020	UK Freshwater EQS
BH07008-X-6.50-ES-200128	BH07008	6.5	28/01/2020	
BH07008-X-6.50-ES-200128	BH07008	6.5	28/01/2020	
BH07008-X-7.60-ES-200128	BH07008	7.6	28/01/2020	

Chem_Group	ChemName	output unit	EQL

**Environmental Standards Comments**

- #1:Water Supply (Water Quality) Regulations 2016.
- #2:Water Framework Directive (Standards and Classification) Directions (England and Wales) 2015.
- #3:Operational Targets and EQS. EA, April 2018
- #4:Water Framework Directive (Standards & Classification) Directions (England & Wales) 2015. Dissolved fraction.
- #5:Water Framework Directive (Standards & Classification) Directions (England & Wales) 2015. Dissolved fraction. Lowest criteria presented (<40mg/l of CaCO3). See 'further assessment' if criteria exceeded and hardness (CaCO3) data available.
- #6:Water Framework Directive (Standards and Classification) Directions (England and Wales) 2015. Dissolved Fraction. If hexavalent chromium (CrVI) data is available, a value of 4.7µg/l may be appropriate for the remaining trivalent chromium (CrIII).
- #7:Operational Targets and EQS. EA, April 2018. Dissolved fraction.
- #8:Water Framework Directive (Standards and Classification) Directions (England and Wales) 2015. Dissolved Fraction. If DOC >1mg/l then a higher criteria applies (3.76\*(2.677\*(DOC2+0.5))
- #9:Water Framework Directive (Standards & Classification) Directions (England & Wales) 2015. Dissolved & bioavailable (bio) fraction plus background. M-BAT tool to assess: <http://wfd.uk.org/resources/river-lakes-metal-bioavailability-assessment-tool-m-bat>
- #10:Water Framework Directive (Standards and Classification) Directions (England and Wales) 2015. Dissolved Fraction. MAC adopted in absence of AA value.
- #11:Guidelines for Drinking-water Quality, 4th Edition. WHO, 2011. Informal value.
- #12:Operational Targets and EQS. EA, April 2018.
- #13:Operational Targets and EQS. EA, April 2018. Lowest criteria presented (<200mg/l CaCO3). See 'further assessment' values if criteria exceeded and hardness (CaCO3) data available.
- #14:Guidelines for Drinking-water Quality, 4th Edition. WHO, 2011. Based on taste rather than a formal guideline.
- #15:Water Framework Directive (Standards and Classification) Directions (England and Wales) 2015. Indicator of 'good' status (90%ile) - Ammonia standard for lakes and rivers (total ammonia as nitrogen).
- #16:Operational Targets and EQS. EA, April 2018. Dissolved fraction. Lowest criteria presented (<50 mg/l CaCO3). See 'further assessment' values if criteria exceeded and hardness (CaCO3) data available.
- #17:Water Supply (Water Quality) Regulations 2016. As SO4.
- #18:US EPA Regional Screening Levels, May 2019. <https://www.epa.gov/risk/regional-screening-levels-rsls-generic-tables>
- #19:Operational Targets and EQS. EA, April 2018. Maximum Allowable Concentration (MAC) adopted in absence of Annual Average (AA) value.

**Legend**

36.2	Results exceeds GAC.
<50	Results MDL is greater than GAC.
-	Determinand has not been tested for.

**Notes**

A range is given where a determinand has been analysed for by more than one method.

				Field_ID	BH07008-X-7.60-ES-200128	BH07008-X-8.60-ES-200129	BH07010-X-0.05-ES-200110	BH07010-X-0.60-ES-200110	BH07010-X-1.10-ES-200110	BH07010-X-2.50-ES-200114		
				Location_Code	BH07008	BH07008	BH07010	BH07010	BH07010	BH07010		
				Sample_Dept/Range	7.6	8.6	0.05	0.6	1.1	2.5		
				Sampled_Date/Time	28/01/2020	29/01/2020	10/01/2020	10/01/2020	10/01/2020	14/01/2020		
				Matrix_Description								
				UK Drinking Water Standards								
				UK Estuaries and coastal waters EQS								
				UK Freshwater EQS								
Chem_Group	ChemName	output unit	EQI									
Metals	Antimony	µg/L	1	5 <sup>#1</sup>			3	4	5	5	3	-
	Arsenic	µg/L	0.5	10 <sup>#1</sup>	25 <sup>#2</sup>	50 <sup>#2</sup>	5	10	9	11	19	-
	Boron	µg/L	10	1000 <sup>#1</sup>	7000 <sup>#3</sup>	2000 <sup>#3</sup>	1300	580	210	130	40	-
	Cadmium	µg/L	0.02	5 <sup>#1</sup>	0.2 <sup>#4</sup>	0.08 <sup>#5</sup>	0.03	<0.02	<0.02	<0.02	<0.02	-
	Chromium (hexavalent)	µg/L	3		0.6 <sup>#4</sup>	3.4 <sup>#4</sup>	<3	<3	<3	<3	<3	-
	Chromium	µg/L	1	50 <sup>#1</sup>	0.6 <sup>#4</sup>	3.4 <sup>#6</sup>	<1	<1	<1	2	7	-
	Chromium (Trivalent)	µg/L	3			4.7 <sup>#4</sup>	<3	<3	<3	<3	4	-
	Cobalt	µg/L	0.5		3 <sup>#7</sup>	3 <sup>#7</sup>	<1	<1	<1	<1	<1	-
	Copper	µg/L	0.3	2000 <sup>#1</sup>	3.76 <sup>#8</sup>	1(bio) <sup>#9</sup>	<1	<1	3	10	34	-
	Lead	µg/L	0.2	10 <sup>#1</sup>	1.3 <sup>#4</sup>	1.2(bio) <sup>#9</sup>	<1	<1	<1	<1	<1	-
	Mercury	µg/L	0.01	1 <sup>#1</sup>	0.07(MAC) <sup>#10</sup>	0.07(MAC) <sup>#10</sup>	0.05	<0.03	0.03	<0.03	0.03	-
	Molybdenum	µg/L	1	70 <sup>#11</sup>			20	14	49	12	30	-
	Nickel	µg/L	0.4	20 <sup>#1</sup>	8.6 <sup>#4</sup>	4(bio) <sup>#9</sup>	2	1	3	2	4	-
	Selenium	µg/L	1	10 <sup>#1</sup>			<1	<1	8	4	19	-
	Vanadium	µg/L	1		100 <sup>#12</sup>	20 <sup>#13</sup>	3	45	24	40	311	-
	Zinc	µg/L	1	3000 <sup>#14</sup>			3	<2	<2	4	<2	-
Inorganics	Available Phosphate	mg/l	6				-	-	-	-	-	-
	Available Phosphorus	mg/l	2				-	-	-	-	-	-
	Ammoniacal Nitrogen as N	mg/L	0.002		0.02 <sup>#2</sup>	0.6 <sup>#15</sup>	55.2	12.5	0.05	0.14	2.3	1.1
	Calcium	mg/L	0.2				81	46	212	355	87	-
	Chloride	mg/L	1	250 <sup>#1</sup>			885	667	14	19	36	-
	Cyanide (Free)	µg/L	2.5	50 <sup>#1</sup>	1 <sup>#2</sup>	1 <sup>#2</sup>	<20	<20	<20	<20	<20	-
	Cyanide Total	µg/L	5	50 <sup>#1</sup>	1 <sup>#2</sup>	1 <sup>#2</sup>	<20	<20	<20	<20	<20	-
	cyanides-complex	µg/L	5	50 <sup>#1</sup>	1 <sup>#2</sup>	1 <sup>#2</sup>	-	-	-	-	-	-
	Fluoride	µg/L	100	1500 <sup>#1</sup>	5000 <sup>#7</sup>	1000 <sup>#16</sup>	1200	800	700	200	<200	-
	Magnesium	mg/L	0.036				68	42	4	2	<1	-
Potassium	mg/L	0.2				111	67	24	31	24	-	
Sodium	mg/L	0.076		200 <sup>#1</sup>		617	440	44	79	73	-	
Sulphate	mg/L	2	250(SO4) <sup>#17</sup>		400 <sup>#3</sup>	504	126	526	870	300	-	
Phenolics	Xylenols	µg/L	0.5				-	-	-	-	-	-
	Trimethylphenols	µg/L	0.5				<0.5	<0.5	<0.5	<0.5	<0.5	-
	Cresol Total	µg/L	0.5				<0.5	<0.5	<0.5	<0.5	<0.5	-
	Dimethylphenols	µg/L	0.5				<0.5	<0.5	<0.5	<0.5	<0.5	-
	Phenol	µg/L	0.5	5800 <sup>#18</sup>	7.7 <sup>#2</sup>	7.7 <sup>#2</sup>	3	1.6	0.8	0.6	38.2	-
Phenols Monohydric	µg/L	0.5									-	
Other	Temperature	°C					-	-	-	-	-	-
	Conductivity @ 25oC	mS/cm	0.01				4.34	2.93	1.07	1.54	0.709	-
	Conductivity @ 20oC	µS/cm	14				-	-	-	-	-	-
	pH (Lab)	pH Units	1	6.5-9.5 <sup>#1</sup>	6-8.5(MAC) <sup>#19</sup>	6-9(MAC) <sup>#19</sup>	8.1	8.3	8.9	9	10.4	-

Field_ID	BH07008-X-7.60-ES-200128	BH07008-X-8.60-ES-200129	BH07010-X-0.05-ES-200110	BH07010-X-0.60-ES-200110	BH07010-X-1.10-ES-200110	BH07010-X-2.50-ES-200114
Location_Code	BH07008	BH07008	BH07010	BH07010	BH07010	BH07010
Sample_Depth_Range	7.6	8.6	0.05	0.6	1.1	2.5
Sampled_Date_Time	29/01/2020	29/01/2020	10/01/2020	10/01/2020	10/01/2020	14/01/2020
Matrix_Description	UK Drinking Water Standards	UK Estuaries and coastal waters EQS	UK Freshwater EQS			

Chem_Group	ChemName	output unit	EQL
------------	----------	-------------	-----

**Environmental Standards Comments**

- #1:Water Supply (Water Quality) Regulations 2016.
- #2:Water Framework Directive (Standards and Classification) Directions (England and Wales) 2015.
- #3:Operational Targets and EQS. EA, April 2018
- #4:Water Framework Directive (Standards & Classification) Directions (England & Wales) 2015. Dissolved fraction.
- #5:Water Framework Directive (Standards & Classification) Directions (England & Wales) 2015. Dissolved fraction. Lowest criteria presented (<40mg/l of CaCO3). See 'further assessment' if criteria exceeded and hardness (CaCO3) data available.
- #6:Water Framework Directive (Standards and Classification) Directions (England and Wales) 2015. Dissolved Fraction. If hexavalent chromium (CrVI) data is available, a value of 4.7µg/l may be appropriate for the remaining trivalent chromium (CrIII).
- #7:Operational Targets and EQS. EA, April 2018. Dissolved fraction.
- #8:Water Framework Directive (Standards and Classification) Directions (England and Wales) 2015. Dissolved Fraction. If DOC >1mg/l then a higher criteria applies (3.76\*(2.677\*(DOC2+0.5))
- #9:Water Framework Directive (Standards & Classification) Directions (England & Wales) 2015. Dissolved & bioavailable (bio) fraction plus background. M-BAT tool to assess: <http://wfd.uk.org/resources/river-lakes-metal-bioavailability-assessment-tool-m-bat>
- #10:Water Framework Directive (Standards and Classification) Directions (England and Wales) 2015. Dissolved Fraction. MAC adopted in absence of AA value.
- #11:Guidelines for Drinking-water Quality, 4th Edition. WHO, 2011. Informal value.
- #12:Operational Targets and EQS. EA, April 2018.
- #13:Operational Targets and EQS. EA, April 2018. Lowest criteria presented (<200mg/l CaCO3). See 'further assessment' values if criteria exceeded and hardness (CaCO3) data available.
- #14:Guidelines for Drinking-water Quality, 4th Edition. WHO, 2011. Based on taste rather than a formal guideline.
- #15:Water Framework Directive (Standards and Classification) Directions (England and Wales) 2015. Indicator of 'good' status (90%ile) - Ammonia standard for lakes and rivers (total ammonia as nitrogen).
- #16:Operational Targets and EQS. EA, April 2018. Dissolved fraction. Lowest criteria presented (<50 mg/l CaCO3). See 'further assessment' values if criteria exceeded and hardness (CaCO3) data available.
- #17:Water Supply (Water Quality) Regulations 2016. As SO4.
- #18:US EPA Regional Screening Levels, May 2019. <https://www.epa.gov/risk/regional-screening-levels-rsls-generic-tables>
- #19:Operational Targets and EQS. EA, April 2018. Maximum Allowable Concentration (MAC) adopted in absence of Annual Average (AA) value.

**Legend**

36.2	Results exceeds GAC.
<50	Results MDL is greater than GAC.
-	Determinand has not been tested for.

**Notes**

A range is given where a determinand has been analysed for by more than one method.

				Field_ID	BH07010-X-2.50-ES-200114	BH07010-X-20.50-ES-200116	BH07010-X-21.90-ES-200117	BH07010-X-3.50-ES-200114	BH07010-X-3.50-ES-200114	BH07010-X-30.60-ES-200121	
				Location_Code	BH07010	BH07010	BH07010	BH07010	BH07010	BH07010	
				Sample_Death_Range	2.5	20.5	21.9	3.5	3.5	30.6	
				Sampled_Date_Time	14/01/2020	16/01/2020	17/01/2020	14/01/2020	14/01/2020	21/01/2020	
				Matrix_Description							
				UK Drinking Water Standards							
				UK Estuaries and coastal waters EQS							
				UK Freshwater EQS							
Chem_Group	ChemName	output unit	EQL								
Metals	Antimony	µg/L	1	5 <sup>#1</sup>		9	3	3	-	8	5
	Arsenic	µg/L	0.5	10 <sup>#1</sup>	25 <sup>#2</sup>	1	6	10	-	8	<1
	Boron	µg/L	10	1000 <sup>#1</sup>	7000 <sup>#3</sup>	920	660	660	-	1050	190
	Cadmium	µg/L	0.02	5 <sup>#1</sup>	0.2 <sup>#4</sup>	0.61	0.02	<0.02	-	0.14	<0.02
	Chromium (hexavalent)	µg/L	3		0.6 <sup>#4</sup>	<3	<3	<3	-	<3	<3
	Chromium	µg/L	1	50 <sup>#1</sup>	0.6 <sup>#4</sup>	<1	<1	<1	-	<1	<1
	Chromium (Trivalent)	µg/L	3		4.7 <sup>#4</sup>	<3	<3	<3	-	<3	<3
	Cobalt	µg/L	0.5		3 <sup>#7</sup>	9	<1	<1	-	6	<1
	Copper	µg/L	0.3	2000 <sup>#1</sup>	3.76 <sup>#8</sup>	6	<1	<1	-	38	1
	Lead	µg/L	0.2	10 <sup>#1</sup>	1.3 <sup>#4</sup>	5	<1	<1	-	<1	<1
	Mercury	µg/L	0.01	1 <sup>#1</sup>	0.07(MAC) <sup>#10</sup>	<0.03	<0.03	<0.03	-	<0.03	<0.03
	Molybdenum	µg/L	1	70 <sup>#11</sup>		19	18	33	-	18	4
	Nickel	µg/L	0.4	20 <sup>#1</sup>	8.6 <sup>#4</sup>	17	1	1	-	12	2
	Selenium	µg/L	1	10 <sup>#1</sup>		1	<1	<1	-	2	<1
	Vanadium	µg/L	1		100 <sup>#12</sup>	1	18	10	-	4	1
Zinc	µg/L	1	3000 <sup>#14</sup>		635	5	5	-	64	<2	
Inorganics	Available Phosphate	mg/l	6			-	-	-	-	-	-
	Available Phosphorus	mg/l	2			-	-	-	-	-	-
	Ammoniacal Nitrogen as N	mg/L	0.002		0.02 <sup>#2</sup>	1.1	8.3	19.4	0.3	0.3	1.5
	Calcium	mg/L	0.2			820	9	31	-	936	48
	Chloride	mg/L	1	250 <sup>#1</sup>		47	427	1270	-	37	427
	Cyanide (Free)	µg/L	2.5	50 <sup>#1</sup>	1 <sup>#2</sup>	<20	<20	<20	-	<20	<20
	Cyanide Total	µg/L	5	50 <sup>#1</sup>	1 <sup>#2</sup>	<20	<20	<20	-	<20	<20
	Cyanides-complex	µg/L	5	50 <sup>#1</sup>	1 <sup>#2</sup>	-	-	-	-	-	-
	Fluoride	µg/L	100	1500 <sup>#1</sup>	5000 <sup>#7</sup>	100	400	500	-	100	300
	Magnesium	mg/L	0.036			28	13	50	-	29	26
Potassium	mg/L	0.2			25	41	89	-	15	20	
Sodium	mg/L	0.076		200 <sup>#1</sup>	46	324	874	-	46	260	
Sulphate	mg/L	2	250(SO4) <sup>#17</sup>		400 <sup>#3</sup>	1830	21	32	-	2090	82
Phenolics	Xylenols	µg/L	0.5			-	-	-	-	-	-
	Trimethylphenols	µg/L	0.5			<0.5	<0.5	<0.5	-	<0.5	<0.5
	Cresol Total	µg/L	0.5			<0.5	<0.5	<0.5	-	<0.5	<0.5
	Dimethylphenols	µg/L	0.5			<0.5	<0.5	<0.5	-	<0.5	<0.5
	Phenol	µg/L	0.5	5800 <sup>#18</sup>	7.7 <sup>#2</sup>	<0.5	4.4	7.7	-	<0.5	<0.5
Phenols Monohydric	µg/L	0.5			<0.5			-	<0.5	<0.5	
Other	Temperature	°C				-	-	-	-	-	-
	Conductivity @ 25oC	mS/cm	0.01			2.56	1.86	4.57	-	2.47	1.77
	Conductivity @ 20oC	µS/cm	14			-	-	-	-	-	-
	pH (Lab)	pH Units	1	6.5-9.5 <sup>#1</sup>	6-8.5(MAC) <sup>#19</sup>	6-9(MAC) <sup>#19</sup>	7.9	8.2	8.2	-	7.8

Field_ID	Location_Code	Sample_Depth_Range	Sampled_Date_Time	Matrix_Description
BH07010-X-2.50-ES-200114	BH07010	2.5	14/01/2020	UK Drinking Water Standards
BH07010-X-20.50-ES-200116	BH07010	20.5	16/01/2020	UK Estuaries and coastal waters EQS
BH07010-X-21.90-ES-200117	BH07010	21.9	17/01/2020	UK Freshwater EQS
BH07010-X-3.50-ES-200114	BH07010	3.5	14/01/2020	
BH07010-X-3.50-ES-200114	BH07010	3.5	14/01/2020	
BH07010-X-30.60-ES-200121	BH07010	30.6	21/01/2020	

Chem_Group	ChemName	output unit	EQL

**Environmental Standards Comments**

- #1:Water Supply (Water Quality) Regulations 2016.
- #2:Water Framework Directive (Standards and Classification) Directions (England and Wales) 2015.
- #3:Operational Targets and EQS. EA, April 2018
- #4:Water Framework Directive (Standards & Classification) Directions (England & Wales) 2015. Dissolved fraction.
- #5:Water Framework Directive (Standards & Classification) Directions (England & Wales) 2015. Dissolved fraction. Lowest criteria presented (<40mg/l of CaCO3). See 'further assessment' if criteria exceeded and hardness (CaCO3) data available.
- #6:Water Framework Directive (Standards and Classification) Directions (England and Wales) 2015. Dissolved Fraction. If hexavalent chromium (CrVI) data is available, a value of 4.7µg/l may be appropriate for the remaining trivalent chromium (CrIII).
- #7:Operational Targets and EQS. EA, April 2018. Dissolved fraction.
- #8:Water Framework Directive (Standards and Classification) Directions (England and Wales) 2015. Dissolved Fraction. If DOC >1mg/l then a higher criteria applies (3.76\*(2.677\*(DOC2+0.5))
- #9:Water Framework Directive (Standards & Classification) Directions (England & Wales) 2015. Dissolved & bioavailable (bio) fraction plus background. M-BAT tool to assess: <http://wfd.uk.org/resources/river-lakes-metal-bioavailability-assessment-tool-m-bat>
- #10:Water Framework Directive (Standards and Classification) Directions (England and Wales) 2015. Dissolved Fraction. MAC adopted in absence of AA value.
- #11:Guidelines for Drinking-water Quality, 4th Edition. WHO, 2011. Informal value.
- #12:Operational Targets and EQS. EA, April 2018.
- #13:Operational Targets and EQS. EA, April 2018. Lowest criteria presented (<200mg/l CaCO3). See 'further assessment' values if criteria exceeded and hardness (CaCO3) data available.
- #14:Guidelines for Drinking-water Quality, 4th Edition. WHO, 2011. Based on taste rather than a formal guideline.
- #15:Water Framework Directive (Standards and Classification) Directions (England and Wales) 2015. Indicator of 'good' status (90%ile) - Ammonia standard for lakes and rivers (total ammonia as nitrogen).
- #16:Operational Targets and EQS. EA, April 2018. Dissolved fraction. Lowest criteria presented (<50 mg/l CaCO3). See 'further assessment' values if criteria exceeded and hardness (CaCO3) data available.
- #17:Water Supply (Water Quality) Regulations 2016. As SO4.
- #18:US EPA Regional Screening Levels, May 2019. <https://www.epa.gov/risk/regional-screening-levels-rsls-generic-tables>
- #19:Operational Targets and EQS. EA, April 2018. Maximum Allowable Concentration (MAC) adopted in absence of Annual Average (AA) value.

**Legend**

36.2	Results exceeds GAC.
<50	Results MDL is greater than GAC.
-	Determinand has not been tested for.

**Notes**

A range is given where a determinand has been analysed for by more than one method.

				Field_ID	BH07010-X-35.60-ES-200131	BH07010-X-4.50-ES-200114	BH07010-X-4.50-ES-200114	BH07010-X-6.50-ES-200114	BH07010-X-6.50-ES-200114	BH07010-X-7.50-ES-200114		
				Location_Code	BH07010	BH07010	BH07010	BH07010	BH07010	BH07010		
				Sample_DePTH_Range	35.6	4.5	4.5	6.5	6.5	7.5		
				Sampled_Date_Time	31/01/2020	14/01/2020	14/01/2020	14/01/2020	14/01/2020	14/01/2020		
				Matrix_Description								
				UK Drinking Water Standards								
				UK Estuaries and coastal waters EQS								
				UK Freshwater EQS								
Chem_Group	ChemName	output unit	EQL									
Metals	Antimony	µg/L	1	5 <sup>#1</sup>		15	-	93	-	7	8	
	Arsenic	µg/L	0.5	10 <sup>#1</sup>	25 <sup>#2</sup>	<1	4	-	3	22		
	Boron	µg/L	10	1000 <sup>#1</sup>	7000 <sup>#3</sup>	210	-	510	1330	1770		
	Cadmium	µg/L	0.02	5 <sup>#1</sup>	0.2 <sup>#4</sup>	<0.02	-	0.03	0.03	0.02		
	Chromium (hexavalent)	µg/L	3		0.6 <sup>#4</sup>	<3	-	<3	<3	<3		
	Chromium	µg/L	1	50 <sup>#1</sup>	0.6 <sup>#4</sup>	<1	-	<1	-	1	5	
	Chromium (Trivalent)	µg/L	3		4.7 <sup>#4</sup>	<3	-	<3	<3	<3		
	Cobalt	µg/L	0.5		3 <sup>#7</sup>	<1	-	<1	<1	<1		
	Copper	µg/L	0.3	2000 <sup>#1</sup>	3.76 <sup>#8</sup>	2	-	<1	-	<1		
	Lead	µg/L	0.2	10 <sup>#1</sup>	1.3 <sup>#4</sup>	<1	-	<1	<1	<1		
	Mercury	µg/L	0.01	1 <sup>#1</sup>	0.07(MAC) <sup>#10</sup>	0.07(MAC) <sup>#10</sup>	0.49	-	0.03	<0.03	<0.03	
	Molybdenum	µg/L	1	70 <sup>#11</sup>	6	6	-	69	252	45		
	Nickel	µg/L	0.4	20 <sup>#1</sup>	8.6 <sup>#4</sup>	4(hin) <sup>#9</sup>	3	-	6	3	3	
	Selenium	µg/L	1	10 <sup>#1</sup>		20 <sup>#13</sup>	<1	-	1	<1	7	
	Vanadium	µg/L	1		100 <sup>#12</sup>	10.9(bio) <sup>#9</sup>	2	-	10	<1	6	
Zinc	µg/L	1	3000 <sup>#14</sup>						28			
Inorganics	Available Phosphate	mg/l	6									
	Available Phosphorus	mg/l	2									
	Ammoniacal Nitrogen as N	mg/L	0.002		0.02 <sup>#2</sup>	0.6 <sup>#15</sup>	1.4	8.3	0.4	0.4	8.3	32.3
	Calcium	mg/L	0.2			46	675			130	15	
	Chloride	mg/L	1	250 <sup>#1</sup>		250 <sup>#3</sup>	625	-	95	405	615	
	Cyanide (Free)	µg/L	2.5	50 <sup>#1</sup>	1 <sup>#2</sup>	<20	<20	-	<20	<20	<20	
	Cyanide Total	µg/L	5	50 <sup>#1</sup>	1 <sup>#2</sup>	<20	<20	-	<20	<20	<20	
	Cyanides-complex	µg/L	5	50 <sup>#1</sup>	1 <sup>#2</sup>	<20	<20	-	<20	<20	<20	
	Fluoride	µg/L	100	1500 <sup>#1</sup>		5000 <sup>#7</sup>	300	-	200	200	600	
	Magnesium	mg/L	0.036			34	27	-	62	22		
Potassium	mg/L	0.2			25	16	-	43	62			
Sodium	mg/L	0.076		200 <sup>#1</sup>		378	-	72	247	397		
Sulphate	mg/L	2	250(SO4) <sup>#17</sup>		400 <sup>#3</sup>	84	-	1700	387	41		
Phenolics	Xylenols	µg/L	0.5									
	Trimethylphenols	µg/L	0.5			<0.5	-	<0.5	-	<0.5		
	Cresol Total	µg/L	0.5			<0.5	-	1.7	-	6.1		
	Dimethylphenols	µg/L	0.5			<0.5	-	<0.5	-	<0.5		
	Phenol	µg/L	0.5	5800 <sup>#18</sup>	7.7 <sup>#2</sup>	7.7 <sup>#2</sup>	<0.5	-	3	22.5	12.7	
Phenols Monohydric	µg/L	0.5										
Other	Temperature	°C										
	Conductivity @ 25oC	mS/cm	0.01			2.4	-	2.45	-	2.27	2.75	
	Conductivity @ 20oC	µS/cm	14				-		-			
	pH (Lab)	pH Units	1	6.5-9.5 <sup>#1</sup>	6-8.5(MAC) <sup>#19</sup>	6-9(MAC) <sup>#19</sup>	7.7	-	7.5	-	8	8.4

Field_ID	Location_Code	Sample_Depth_Range	Sampled_Date_Time	Matrix_Description
BH07010-X-35.60-ES-200131	BH07010	35.6	31/01/2020	UK Drinking Water Standards
BH07010-X-4.50-ES-200114	BH07010	4.5	14/01/2020	UK Estuaries and coastal waters EQS
BH07010-X-4.50-ES-200114	BH07010	4.5	14/01/2020	UK Freshwater EQS
BH07010-X-6.50-ES-200114	BH07010	6.5	14/01/2020	
BH07010-X-6.50-ES-200114	BH07010	6.5	14/01/2020	
BH07010-X-7.50-ES-200114	BH07010	7.5	14/01/2020	

Chem_Group	ChemName	output unit	EQL

**Environmental Standards Comments**

- #1:Water Supply (Water Quality) Regulations 2016.
- #2:Water Framework Directive (Standards and Classification) Directions (England and Wales) 2015.
- #3:Operational Targets and EQS. EA, April 2018
- #4:Water Framework Directive (Standards & Classification) Directions (England & Wales) 2015. Dissolved fraction.
- #5:Water Framework Directive (Standards & Classification) Directions (England & Wales) 2015. Dissolved fraction. Lowest criteria presented (<40mg/l of CaCO3). See 'further assessment' if criteria exceeded and hardness (CaCO3) data available.
- #6:Water Framework Directive (Standards and Classification) Directions (England and Wales) 2015. Dissolved Fraction. If hexavalent chromium (CrVI) data is available, a value of 4.7µg/l may be appropriate for the remaining trivalent chromium (CrIII).
- #7:Operational Targets and EQS. EA, April 2018. Dissolved fraction.
- #8:Water Framework Directive (Standards and Classification) Directions (England and Wales) 2015. Dissolved Fraction. If DOC >1mg/l then a higher criteria applies (3.76\*(2.677\*(DOC2+0.5))
- #9:Water Framework Directive (Standards & Classification) Directions (England & Wales) 2015. Dissolved & bioavailable (bio) fraction plus background. M-BAT tool to assess: <http://wfd.uk.org/resources/river-lakes-metal-bioavailability-assessment-tool-m-bat>
- #10:Water Framework Directive (Standards and Classification) Directions (England and Wales) 2015. Dissolved Fraction. MAC adopted in absence of AA value.
- #11:Guidelines for Drinking-water Quality, 4th Edition. WHO, 2011. Informal value.
- #12:Operational Targets and EQS. EA, April 2018.
- #13:Operational Targets and EQS. EA, April 2018. Lowest criteria presented (<200mg/l CaCO3). See 'further assessment' values if criteria exceeded and hardness (CaCO3) data available.
- #14:Guidelines for Drinking-water Quality, 4th Edition. WHO, 2011. Based on taste rather than a formal guideline.
- #15:Water Framework Directive (Standards and Classification) Directions (England and Wales) 2015. Indicator of 'good' status (90%ile) - Ammonia standard for lakes and rivers (total ammonia as nitrogen).
- #16:Operational Targets and EQS. EA, April 2018. Dissolved fraction. Lowest criteria presented (<50 mg/l CaCO3). See 'further assessment' values if criteria exceeded and hardness (CaCO3) data available.
- #17:Water Supply (Water Quality) Regulations 2016. As SO4.
- #18:US EPA Regional Screening Levels, May 2019. <https://www.epa.gov/risk/regional-screening-levels-rsls-generic-tables>
- #19:Operational Targets and EQS. EA, April 2018. Maximum Allowable Concentration (MAC) adopted in absence of Annual Average (AA) value.

**Legend**

36.2	Results exceeds GAC.
<50	Results MDL is greater than GAC.
-	Determinand has not been tested for.

**Notes**

A range is given where a determinand has been analysed for by more than one method.



				Field_ID	BH07011-X-0.05-ES-200114	BH07011-X-1.00-ES-200115	BH07011-X-2.00-ES-200115	BH07011-X-2.00-ES-200115	BH07011-X-25.00-ES-200121	BH07011-X-27.00-ES-200122			
				Location_Code	BH07011	BH07011	BH07011	BH07011	BH07011	BH07011			
				Sample_Death_Range	0.05	1	2	2	25	27			
				Sampled_Date_Time	14/01/2020	15/01/2020	15/01/2020	15/01/2020	21/01/2020	22/01/2020			
				Matrix_Description									
				UK Drinking Water Standards									
				UK Estuaries and coastal waters EQS									
				UK Freshwater EQS									
Chem_Group	ChemName	output unit	EQL										
Metals	Antimony	µg/L	1	5 <sup>#1</sup>				<1	6	-	9	3	4
	Arsenic	µg/L	0.5	10 <sup>#1</sup>	25 <sup>#2</sup>	50 <sup>#2</sup>		1	24	-	14	5	1
	Boron	µg/L	10	1000 <sup>#1</sup>	7000 <sup>#3</sup>	2000 <sup>#3</sup>		310	110	-	240	390	180
	Cadmium	µg/L	0.02	5 <sup>#1</sup>	0.2 <sup>#4</sup>	0.08 <sup>#5</sup>		0.02	0.03	-	<0.02	<0.02	<0.02
	Chromium (hexavalent)	µg/L	3		0.6 <sup>#4</sup>	3.4 <sup>#4</sup>		<3	<3	-	<3	<3	<3
	Chromium	µg/L	1	50 <sup>#1</sup>	0.6 <sup>#4</sup>	3.4 <sup>#6</sup>		<1	1	-	<1	<1	<1
	Chromium (Trivalent)	µg/L	3			4.7 <sup>#4</sup>		<3	<3	-	<3	<3	<3
	Cobalt	µg/L	0.5		3 <sup>#7</sup>	3 <sup>#7</sup>		<1	<1	-	<1	<1	<1
	Copper	µg/L	0.3	2000 <sup>#1</sup>	3.76 <sup>#8</sup>	1(bio) <sup>#9</sup>		<1	26	-	5	<1	<1
	Lead	µg/L	0.2	10 <sup>#1</sup>	1.3 <sup>#4</sup>	1.2(bio) <sup>#9</sup>		<1	<1	-	<1	<1	<1
	Mercury	µg/L	0.01	1 <sup>#1</sup>	0.07(MAC) <sup>#10</sup>	0.07(MAC) <sup>#10</sup>		<0.03	<0.03	-	<0.03	<0.03	<0.03
	Molybdenum	µg/L	1	70 <sup>#11</sup>				15	53	-	41	23	12
	Nickel	µg/L	0.4	20 <sup>#1</sup>	8.6 <sup>#4</sup>	4(bio) <sup>#9</sup>		3	11	-	4	3	3
	Selenium	µg/L	1	10 <sup>#1</sup>				11	7	-	16	<1	<1
	Vanadium	µg/L	1		100 <sup>#12</sup>	20 <sup>#13</sup>		<1	264	-	75	8	1
	Zinc	µg/L	1	3000 <sup>#14</sup>		10.9(bio) <sup>#9</sup>		<2	<2	-	<2	<2	<2
Inorganics	Available Phosphate	mg/l	6				-	-	-	-	-	-	
	Available Phosphorus	mg/l	2				-	-	-	-	-	-	
	Ammoniacal Nitrogen as N	mg/L	0.002		0.02 <sup>#2</sup>	0.6 <sup>#15</sup>		0.07	4.8	4.8	1.1	6.8	1.3
	Calcium	mg/L	0.2					160	123	-	82	14	24
	Chloride	mg/L	1	250 <sup>#1</sup>	50 <sup>#1</sup>	250 <sup>#3</sup>		37	82	-	33	414	64
	Cyanide (Free)	µg/L	2.5	50 <sup>#1</sup>	1 <sup>#2</sup>	1 <sup>#2</sup>		<20	<20	-	<20	<20	<20
	Cyanide Total	µg/L	5	50 <sup>#1</sup>	1 <sup>#2</sup>	1 <sup>#2</sup>		<20	<20	-	<20	<20	<20
	cyanides-complex	µg/L	5	50 <sup>#1</sup>	1 <sup>#2</sup>	1 <sup>#2</sup>		-	-	-	-	-	-
	Fluoride	µg/L	100	1500 <sup>#1</sup>	5000 <sup>#7</sup>	1000 <sup>#16</sup>		400	200	-	500	300	300
	Magnesium	mg/L	0.036					44	<1	-	2	17	8
	Potassium	mg/L	0.2					36	21	-	17	41	8
Sodium	mg/L	0.076		200 <sup>#1</sup>			93	94	-	60	303	50	
Sulphate	mg/L	2	250(SO4) <sup>#17</sup>		400 <sup>#3</sup>		666	325	-	322	27	35	
Phenolics	Xylenols	µg/L	0.5				-	-	-	-	-	-	
	Trimethylphenols	µg/L	0.5				<0.5	3.8	-	<0.5	<0.5	<0.5	
	Cresol Total	µg/L	0.5				<0.5	2.5	-	<0.5	<0.5	<0.5	
	Dimethylphenols	µg/L	0.5				<0.5	<0.5	-	<0.5	<0.5	<0.5	
	Phenol	µg/L	0.5	5800 <sup>#18</sup>	7.7 <sup>#2</sup>	7.7 <sup>#2</sup>		<0.5	27.2	-	2	7.7	0.7
Phenols Monohydric	µg/L	0.5				<0.5			-				
Other	Temperature	°C					-	-	-	-	-	-	
	Conductivity @ 25oC	mS/cm	0.01				1.48	0.977	-	0.725	1.79	0.483	
	Conductivity @ 20oC	µS/cm	14				-	-	-	-	-	-	
	pH (Lab)	pH Units	1	6.5-9.5 <sup>#1</sup>	6-8.5(MAC) <sup>#19</sup>	6-9(MAC) <sup>#19</sup>		7.8	10.2	-	9.2	8.2	8

Field_ID	Location_Code	Sample_Depth_Range	Sampled_Date_Time	Matrix_Description
BH07011-X-0.05-ES-200114	BH07011	0,05	14/01/2020	
BH07011-X-1.00-ES-200115	BH07011	1	15/01/2020	
BH07011-X-2.00-ES-200115	BH07011	2	15/01/2020	
BH07011-X-2.00-ES-200115	BH07011	2	15/01/2020	
BH07011-X-25.00-ES-200121	BH07011	25	21/01/2020	
BH07011-X-27.00-ES-200122	BH07011	27	22/01/2020	

Chem_Group	ChemName	output unit	EQL

**Environmental Standards Comments**

- #1:Water Supply (Water Quality) Regulations 2016.
- #2:Water Framework Directive (Standards and Classification) Directions (England and Wales) 2015.
- #3:Operational Targets and EQS. EA, April 2018
- #4:Water Framework Directive (Standards & Classification) Directions (England & Wales) 2015. Dissolved fraction.
- #5:Water Framework Directive (Standards & Classification) Directions (England & Wales) 2015. Dissolved fraction. Lowest criteria presented (<40mg/l of CaCO3). See 'further assessment' if criteria exceeded and hardness (CaCO3) data available.
- #6:Water Framework Directive (Standards and Classification) Directions (England and Wales) 2015. Dissolved Fraction. If hexavalent chromium (CrVI) data is available, a value of 4.7µg/l may be appropriate for the remaining trivalent chromium (CrIII).
- #7:Operational Targets and EQS. EA, April 2018. Dissolved fraction.
- #8:Water Framework Directive (Standards and Classification) Directions (England and Wales) 2015. Dissolved Fraction. If DOC >1mg/l then a higher criteria applies (3.76\*(2.677\*(DOC2+0.5)))
- #9:Water Framework Directive (Standards & Classification) Directions (England & Wales) 2015. Dissolved & bioavailable (bio) fraction plus background. M-BAT tool to assess: <http://wfd.uk.org/resources/river-lakes-metal-bioavailability-assessment-tool-m-bat>
- #10:Water Framework Directive (Standards and Classification) Directions (England and Wales) 2015. Dissolved Fraction. MAC adopted in absence of AA value.
- #11:Guidelines for Drinking-water Quality, 4th Edition. WHO, 2011. Informal value.
- #12:Operational Targets and EQS. EA, April 2018.
- #13:Operational Targets and EQS. EA, April 2018. Lowest criteria presented (<200mg/l CaCO3). See 'further assessment' values if criteria exceeded and hardness (CaCO3) data available.
- #14:Guidelines for Drinking-water Quality, 4th Edition. WHO, 2011. Based on taste rather than a formal guideline.
- #15:Water Framework Directive (Standards and Classification) Directions (England and Wales) 2015. Indicator of 'good' status (90%ile) - Ammonia standard for lakes and rivers (total ammonia as nitrogen).
- #16:Operational Targets and EQS. EA, April 2018. Dissolved fraction. Lowest criteria presented (<50 mg/l CaCO3). See 'further assessment' values if criteria exceeded and hardness (CaCO3) data available.
- #17:Water Supply (Water Quality) Regulations 2016. As SO4.
- #18:US EPA Regional Screening Levels, May 2019. <https://www.epa.gov/risk/regional-screening-levels-rsls-generic-tables>
- #19:Operational Targets and EQS. EA, April 2018. Maximum Allowable Concentration (MAC) adopted in absence of Annual Average (AA) value.

**Legend**

36.2	Results exceeds GAC.
<50	Results MDL is greater than GAC.
-	Determinand has not been tested for.

**Notes**

A range is given where a determinand has been analysed for by more than one method.

				Field_ID	BH07011-X-3.00-ES-200115	BH07011-X-3.00-ES-200115	BH07011-X-30.70-ES-200122	BH07011-X-35.90-ES-200130	BH07011-X-4.00-ES-200115	BH07011-X-4.00-ES-200115		
				Location_Code	BH07011	BH07011	BH07011	BH07011	BH07011	BH07011		
				Sample_Death_Range	3	3	307	35.9	4	4		
				Sampled_Date_Time	15/01/2020	15/01/2020	22/01/2020	30/01/2020	15/01/2020	15/01/2020		
				Matrix_Description								
				UK Drinking Water Standards								
				UK Estuaries and coastal waters EQS								
				UK Freshwater EQS								
Chem_Group	ChemName	output unit	EQL									
Metals	Antimony	µg/L	1	5 <sup>#1</sup>	-	6	3	<1	-	6		
	Arsenic	µg/L	0.5	10 <sup>#1</sup>	25 <sup>#2</sup>	50 <sup>#2</sup>	2	<1	<1	11		
	Boron	µg/L	10	1000 <sup>#1</sup>	7000 <sup>#3</sup>	2000 <sup>#3</sup>	470	300	160	1000		
	Cadmium	µg/L	0.02	5 <sup>#1</sup>	0.2 <sup>#4</sup>	0.08 <sup>#5</sup>	0.19	<0.02	<0.02	0.09		
	Chromium (hexavalent)	µg/L	3		0.6 <sup>#4</sup>	3.4 <sup>#6</sup>	<3	<3	<3	<3		
	Chromium	µg/L	1	50 <sup>#1</sup>	0.6 <sup>#4</sup>	3.4 <sup>#6</sup>	<1	<1	<1	19		
	Chromium (Trivalent)	µg/L	3		4.7 <sup>#4</sup>	3 <sup>#7</sup>	<3	<3	<3	<3		
	Cobalt	µg/L	0.5		3 <sup>#7</sup>	3	3	2	<1	3		
	Copper	µg/L	0.3	2000 <sup>#1</sup>	3.76 <sup>#8</sup>	1(bio) <sup>#9</sup>	9	2	<1	8		
	Lead	µg/L	0.2	10 <sup>#1</sup>	1.3 <sup>#4</sup>	1.2(bio) <sup>#9</sup>	3	<1	<1	4		
	Mercury	µg/L	0.01	1 <sup>#1</sup>	0.07(MAC) <sup>#10</sup>	0.07(MAC) <sup>#10</sup>	<0.03	<0.03	<0.03	<0.03		
	Molybdenum	µg/L	1	70 <sup>#11</sup>			13	18	2	45		
	Nickel	µg/L	0.4	20 <sup>#1</sup>	8.6 <sup>#4</sup>	4(bio) <sup>#9</sup>	8	5	2	15		
	Selenium	µg/L	1	10 <sup>#1</sup>			3	<1	<1	<1		
	Vanadium	µg/L	1		100 <sup>#12</sup>	20 <sup>#13</sup>	2	<1	<1	2		
Zinc	µg/L	1	3000 <sup>#14</sup>		10.9(bio) <sup>#9</sup>	40	<2	<2	27			
Inorganics	Available Phosphate	mg/l	6			-	-	66.5	-	-		
	Available Phosphorus	mg/l	2			-	-	21.7	-	-		
	Ammoniacal Nitrogen as N	mg/L	0.002		0.02 <sup>#2</sup>	0.6 <sup>#15</sup>	1.2	3.4	2.9	0.9	3.4	24.9
	Calcium	mg/L	0.2				290	48	33	-	138	
	Chloride	mg/L	1	250 <sup>#1</sup>		250 <sup>#3</sup>	26	418	431	-	53	
	Cyanide (Free)	µg/L	2.5	50 <sup>#1</sup>	1 <sup>#2</sup>	1 <sup>#2</sup>	<20	<20	<20	-	<20	
	Cyanide Total	µg/L	5	50 <sup>#1</sup>	1 <sup>#2</sup>	1 <sup>#2</sup>	<20	<20	<20	-	<20	
	cyanides-complex	µg/L	5	50 <sup>#1</sup>	1 <sup>#2</sup>	1 <sup>#2</sup>	-	-	-	-	-	
	Fluoride	µg/L	100	1500 <sup>#1</sup>	5000 <sup>#7</sup>	1000 <sup>#16</sup>	400	300	200	-	300	
	Magnesium	mg/L	0.036				46	27	27	-	42	
	Potassium	mg/L	0.2				37	24	19	-	70	
Sodium	mg/L	0.076		200 <sup>#1</sup>		65	263	261	-	39		
Sulphate	mg/L	2	250(SO4) <sup>#17</sup>		400 <sup>#3</sup>	805	75	40	-	248		
Phenolics	Xylenols	µg/L	0.5			-	-	-	-	-		
	Trimethylphenols	µg/L	0.5			<0.5	<0.5	<0.5	-	<0.5		
	Cresol Total	µg/L	0.5			<0.5	<0.5	<0.5	-	5.6		
	Dimethylphenols	µg/L	0.5			<0.5	<0.5	<0.5	-	<0.5		
	Phenol	µg/L	0.5	5800 <sup>#18</sup>	7.7 <sup>#2</sup>	7.7 <sup>#2</sup>	1	2.8	1	-	5.3	
Phenols Monohydric	µg/L	0.5				1	2.8	1	-	5.3		
Other	Temperature	°C				-	-	-	-	-		
	Conductivity @ 25oC	mS/cm	0.01			-	1.7	1.77	1.72	-	1.34	
	Conductivity @ 20oC	µS/cm	14			-	-	-	-	-		
	pH (Lab)	pH Units	1	6.5-9.5 <sup>#1</sup>	6-8.5(MAC) <sup>#19</sup>	6-9(MAC) <sup>#19</sup>	7.9	7.9	7.7	-	8	

Field_ID	Location_Code	Sample_Depth_Range	Sampled_Date_Time	Matrix_Description
BH07011-X-3.00-ES-200115	BH07011	3	15/01/2020	UK Drinking Water Standards
BH07011-X-3.00-ES-200115	BH07011	3	15/01/2020	UK Estuaries and coastal waters EQS
BH07011-X-30.70-ES-200122	BH07011	30.7	22/01/2020	UK Freshwater EQS
BH07011-X-35.90-ES-200130	BH07011	35.9	30/01/2020	
BH07011-X-4.00-ES-200115	BH07011	4	15/01/2020	
BH07011-X-4.00-ES-200115	BH07011	4	15/01/2020	

Chem_Group	ChemName	output unit	EQL

**Environmental Standards Comments**

- #1:Water Supply (Water Quality) Regulations 2016.
- #2:Water Framework Directive (Standards and Classification) Directions (England and Wales) 2015.
- #3:Operational Targets and EQS. EA, April 2018
- #4:Water Framework Directive (Standards & Classification) Directions (England & Wales) 2015. Dissolved fraction.
- #5:Water Framework Directive (Standards & Classification) Directions (England & Wales) 2015. Dissolved fraction. Lowest criteria presented (<40mg/l of CaCO3). See 'further assessment' if criteria exceeded and hardness (CaCO3) data available.
- #6:Water Framework Directive (Standards and Classification) Directions (England and Wales) 2015. Dissolved Fraction. If hexavalent chromium (CrVI) data is available, a value of 4.7µg/l may be appropriate for the remaining trivalent chromium (CrIII).
- #7:Operational Targets and EQS. EA, April 2018. Dissolved fraction.
- #8:Water Framework Directive (Standards and Classification) Directions (England and Wales) 2015. Dissolved Fraction. If DOC >1mg/l then a higher criteria applies (3.76\*(2.677\*(DOC2+0.5))
- #9:Water Framework Directive (Standards & Classification) Directions (England & Wales) 2015. Dissolved & bioavailable (bio) fraction plus background. M-BAT tool to assess: <http://wfd.uk.org/resources/river-lakes-metal-bioavailability-assessment-tool-m-bat>
- #10:Water Framework Directive (Standards and Classification) Directions (England and Wales) 2015. Dissolved Fraction. MAC adopted in absence of AA value.
- #11:Guidelines for Drinking-water Quality, 4th Edition. WHO, 2011. Informal value.
- #12:Operational Targets and EQS. EA, April 2018.
- #13:Operational Targets and EQS. EA, April 2018. Lowest criteria presented (<200mg/l CaCO3). See 'further assessment' values if criteria exceeded and hardness (CaCO3) data available.
- #14:Guidelines for Drinking-water Quality, 4th Edition. WHO, 2011. Based on taste rather than a formal guideline.
- #15:Water Framework Directive (Standards and Classification) Directions (England and Wales) 2015. Indicator of 'good' status (90%ile) - Ammonia standard for lakes and rivers (total ammonia as nitrogen).
- #16:Operational Targets and EQS. EA, April 2018. Dissolved fraction. Lowest criteria presented (<50 mg/l CaCO3). See 'further assessment' values if criteria exceeded and hardness (CaCO3) data available.
- #17:Water Supply (Water Quality) Regulations 2016. As SO4.
- #18:US EPA Regional Screening Levels, May 2019. <https://www.epa.gov/risk/regional-screening-levels-rsls-generic-tables>
- #19:Operational Targets and EQS. EA, April 2018. Maximum Allowable Concentration (MAC) adopted in absence of Annual Average (AA) value.

**Legend**

36.2	Results exceeds GAC.
<50	Results MDL is greater than GAC.
-	Determinand has not been tested for.

**Notes**

A range is given where a determinand has been analysed for by more than one method.

		Field_ID	BH07011-X-47.26-ES-200131	BH07011-X-5.00-ES-200115	BH07011-X-5.00-ES-200115	BH07011-X-52.82-ES-200204	BH07011-X-6.00-ES-200115	BH07011-X-6.00-ES-200115				
		Location_Code	BH07011	BH07011	BH07011	BH07011	BH07011	BH07011				
		Sample_Death_Range	47.26	5	5	52.82	6	6				
		Sampled_Date_Time	31/01/2020	15/01/2020	15/01/2020	04/02/2020	15/01/2020	15/01/2020				
		Matrix_Description										
		UK Drinking Water Standards										
		UK Estuaries and coastal waters EQS										
		UK Freshwater EQS										
Chem_Group	ChemName	output unit	EQ1	EQ2	EQ3	EQ4	EQ5	EQ6				
Metals	Antimony	µg/L	1	5 <sup>#1</sup>		17	-	25	7	-	68	
	Arsenic	µg/L	0.5	10 <sup>#1</sup>	25 <sup>#2</sup>	50 <sup>#2</sup>	<1	7	<1	-	3	
	Boron	µg/L	10	1000 <sup>#1</sup>	7000 <sup>#3</sup>	2000 <sup>#3</sup>	130	-	710	-	1320	
	Cadmium	µg/L	0.02	5 <sup>#1</sup>	0.2 <sup>#4</sup>	0.08 <sup>#5</sup>	0.07	-	0.88	<0.02	-	1.3
	Chromium (hexavalent)	µg/L	3		0.6 <sup>#4</sup>	3.4 <sup>#4</sup>	<3	-	<3	-	<3	
	Chromium	µg/L	1	50 <sup>#1</sup>	0.6 <sup>#4</sup>	3.4 <sup>#6</sup>	<1	-	2	<1	-	1
	Chromium (Trivalent)	µg/L	3		4.7 <sup>#4</sup>	4.7 <sup>#4</sup>	<3	-	<3	<3	-	<3
	Cobalt	µg/L	0.5		3 <sup>#7</sup>	3 <sup>#7</sup>	<1	-	30	<1	-	15
	Copper	µg/L	0.3	2000 <sup>#1</sup>	3.76 <sup>#8</sup>	1(bio) <sup>#9</sup>	1	-	40	1	-	54
	Lead	µg/L	0.2	10 <sup>#1</sup>	1.3 <sup>#4</sup>	1.2(bio) <sup>#9</sup>	<1	-	5	<1	-	7
	Mercury	µg/L	0.01	1 <sup>#1</sup>	0.07(MAC) <sup>#10</sup>	0.07(MAC) <sup>#10</sup>	<0.03	-	<0.03	<0.03	-	<0.03
	Molybdenum	µg/L	1	70 <sup>#11</sup>			12	-	41	6	-	10
	Nickel	µg/L	0.4	20 <sup>#1</sup>	8.6 <sup>#4</sup>	4(bio) <sup>#9</sup>	1	-	8	3	-	36
	Selenium	µg/L	1	10 <sup>#1</sup>			3	-	3	4	-	1
	Vanadium	µg/L	1		100 <sup>#12</sup>	20 <sup>#13</sup>	<1	-	3	<1	-	<1
Zinc	µg/L	1	3000 <sup>#14</sup>		10.9(bio) <sup>#9</sup>	<2	-	1543	3	-	1155	
Inorganics	Available Phosphate	mg/l	6			23.6	-	-	20.2	-	-	
	Available Phosphorus	mg/l	2			7.69	-	-	6.59	-	-	
	Ammoniacal Nitrogen as N	mg/L	0.002		0.02 <sup>#2</sup>	0.6 <sup>#15</sup>	0.9	24.3	2.2	1.3	2.1	1.7
	Calcium	mg/L	0.2			37	-	346	25	-	805	
	Chloride	mg/L	1	250 <sup>#1</sup>		391	-	83	462	-	135	
	Cyanide (Free)	µg/L	2.5	50 <sup>#1</sup>	1 <sup>#2</sup>	<20	-	<20	<20	-	<20	
	Cyanide Total	µg/L	5	50 <sup>#1</sup>	1 <sup>#2</sup>	<20	-	<20	<20	-	<20	
	cyanides-complex	µg/L	5	50 <sup>#1</sup>	1 <sup>#2</sup>	-	-	-	-	-	-	
	Fluoride	µg/L	100	1500 <sup>#1</sup>	5000 <sup>#7</sup>	1000 <sup>#16</sup>	700	-	300	900	-	400
	Magnesium	mg/L	0.036			15	-	55	24	-	93	
Potassium	mg/L	0.2			12	-	37	16	-	45		
Sodium	mg/L	0.076		200 <sup>#1</sup>		220	-	33	279	-	115	
Sulphate	mg/L	2	250(SO4) <sup>#17</sup>		400 <sup>#3</sup>	55	-	803	18	-	2090	
Phenolics	Xylenols	µg/L	0.5			-	-	-	-	-	-	
	Trimethylphenols	µg/L	0.5			<0.5	-	<0.5	-	-	<0.5	
	Cresol Total	µg/L	0.5			<0.5	-	<0.5	-	-	<0.5	
	Dimethylphenols	µg/L	0.5			<0.5	-	<0.5	-	-	<0.5	
	Phenol	µg/L	0.5	5800 <sup>#18</sup>	7.7 <sup>#2</sup>	7.7 <sup>#2</sup>	1.7	-	2.9	<0.5	-	0.9
Phenols Monohydric	µg/L	0.5				-	-	-	-	-		
Other	Temperature	°C				-	-	-	-	-	-	
	Conductivity @ 25oC	mS/cm	0.01			1.53	-	1.79	1.7	-	3.11	
	Conductivity @ 20oC	µS/cm	14			-	-	-	-	-	-	
	pH (Lab)	pH Units	1	6.5-9.5 <sup>#1</sup>	6-8.5(MAC) <sup>#19</sup>	6-9(MAC) <sup>#19</sup>	7.1	-	7.5	7.7	-	7.6

Field_ID	Location_Code	Sample_Death_Range	Sampled_Date_Time	Matrix_Description
BH07011-X-47.26-ES-200131	BH07011	47.26	31/01/2020	UK Drinking Water Standards
BH07011-X-5.00-ES-200115	BH07011	5	15/01/2020	UK Estuaries and coastal waters EQS
BH07011-X-6.00-ES-200115	BH07011	5	15/01/2020	UK Freshwater EQS
BH07011-X-52.82-ES-200204	BH07011	52.82	04/02/2020	
BH07011-X-6.00-ES-200115	BH07011	6	15/01/2020	
BH07011-X-6.00-ES-200115	BH07011	6	15/01/2020	

Chem_Group	ChemName	output unit	EQL

**Environmental Standards Comments**

- #1:Water Supply (Water Quality) Regulations 2016.
- #2:Water Framework Directive (Standards and Classification) Directions (England and Wales) 2015.
- #3:Operational Targets and EQS. EA, April 2018
- #4:Water Framework Directive (Standards & Classification) Directions (England & Wales) 2015. Dissolved fraction.
- #5:Water Framework Directive (Standards & Classification) Directions (England & Wales) 2015. Dissolved fraction. Lowest criteria presented (<40mg/l of CaCO3). See 'further assessment' if criteria exceeded and hardness (CaCO3) data available.
- #6:Water Framework Directive (Standards and Classification) Directions (England and Wales) 2015. Dissolved Fraction. If hexavalent chromium (CrVI) data is available, a value of 4.7µg/l may be appropriate for the remaining trivalent chromium (CrIII).
- #7:Operational Targets and EQS. EA, April 2018. Dissolved fraction.
- #8:Water Framework Directive (Standards and Classification) Directions (England and Wales) 2015. Dissolved Fraction. If DOC >1mg/l then a higher criteria applies (3.76\*(2.677\*(DOC2+0.5))
- #9:Water Framework Directive (Standards & Classification) Directions (England & Wales) 2015. Dissolved & bioavailable (bio) fraction plus background. M-BAT tool to assess: <http://wfd.uk.org/resources/river-lakes-metal-bioavailability-assessment-tool-m-bat>
- #10:Water Framework Directive (Standards and Classification) Directions (England and Wales) 2015. Dissolved Fraction. MAC adopted in absence of AA value.
- #11:Guidelines for Drinking-water Quality, 4th Edition. WHO, 2011. Informal value.
- #12:Operational Targets and EQS. EA, April 2018.
- #13:Operational Targets and EQS. EA, April 2018. Lowest criteria presented (<200mg/l CaCO3). See 'further assessment' values if criteria exceeded and hardness (CaCO3) data available.
- #14:Guidelines for Drinking-water Quality, 4th Edition. WHO, 2011. Based on taste rather than a formal guideline.
- #15:Water Framework Directive (Standards and Classification) Directions (England and Wales) 2015. Indicator of 'good' status (90%ile) - Ammonia standard for lakes and rivers (total ammonia as nitrogen).
- #16:Operational Targets and EQS. EA, April 2018. Dissolved fraction. Lowest criteria presented (<50 mg/l CaCO3). See 'further assessment' values if criteria exceeded and hardness (CaCO3) data available.
- #17:Water Supply (Water Quality) Regulations 2016. As SO4.
- #18:US EPA Regional Screening Levels, May 2019. <https://www.epa.gov/risk/regional-screening-levels-rsls-generic-tables>
- #19:Operational Targets and EQS. EA, April 2018. Maximum Allowable Concentration (MAC) adopted in absence of Annual Average (AA) value.

**Legend**

36.2	Results exceeds GAC.
<50	Results MDL is greater than GAC.
-	Determinand has not been tested for.

**Notes**

A range is given where a determinand has been analysed for by more than one method.

				Field_ID	BH07011-X-7.00-ES-200116	BH07011-X-7.00-ES-200116	BH07011-X-8.00-ES-200116	BH07011-X-8.00-ES-200116	BH07018-X-0.00-ES-200123	BH07018-X-1.00-ES-200123		
				Location_Code	BH07011	BH07011	BH07011	BH07011	BH07018	BH07018		
				Sample_Death_Range	7	7	8	8	9	1		
				Sampled_Date_Time	16/01/2020	16/01/2020	16/01/2020	16/01/2020	23/01/2020	23/01/2020		
				Matrix_Description								
				UK Drinking Water Standards	UK Estuaries and coastal waters EQS	UK Freshwater EQS						
Chem_Group	ChemName	output unit	EQL									
Metals	Antimony	µg/L	1	5 <sup>#1</sup>			10	-	8	-	<1	4
	Arsenic	µg/L	0.5	10 <sup>#1</sup>	25 <sup>#2</sup>	50 <sup>#2</sup>	1	-	9	-	<1	3
	Boron	µg/L	10	1000 <sup>#1</sup>	7000 <sup>#3</sup>	2000 <sup>#3</sup>	930	-	970	-	300	220
	Cadmium	µg/L	0.02	5 <sup>#1</sup>	0.2 <sup>#4</sup>	0.08 <sup>#5</sup>	0.02	-	0.03	-	0.21	<0.02
	Chromium (hexavalent)	µg/L	3		0.6 <sup>#4</sup>	3.4 <sup>#4</sup>	<3	-	<3	-	<3	<3
	Chromium	µg/L	1	50 <sup>#1</sup>	0.6 <sup>#4</sup>	3.4 <sup>#5</sup>	<1	-	1	-	<1	<1
	Chromium (Trivalent)	µg/L	3		4.7 <sup>#4</sup>	4.7 <sup>#4</sup>	<3	-	<3	-	<3	<3
	Cobalt	µg/L	0.5		3 <sup>#7</sup>	3 <sup>#7</sup>	<1	-	<1	-	12	<1
	Copper	µg/L	0.3	2000 <sup>#1</sup>	3.78 <sup>#8</sup>	1(bio) <sup>#9</sup>	<1	-	<1	-	<1	<1
	Lead	µg/L	0.2	10 <sup>#1</sup>	1.3 <sup>#4</sup>	1.2(bio) <sup>#9</sup>	<1	-	<1	-	<1	<1
	Mercury	µg/L	0.01	1 <sup>#1</sup>	0.07(MAC) <sup>#10</sup>	0.07(MAC) <sup>#10</sup>	<0.03	-	<0.03	-	<0.03	<0.03
	Molybdenum	µg/L	1	70 <sup>#11</sup>			66	-	23	-	5	36
	Nickel	µg/L	0.4	20 <sup>#1</sup>	8.6 <sup>#4</sup>	4(bio) <sup>#9</sup>	5	-	1	-	27	2
	Selenium	µg/L	1	10 <sup>#1</sup>			<1	-	<1	-	25	27
	Vanadium	µg/L	1		100 <sup>#12</sup>	20 <sup>#13</sup>	<1	-	6	-	<1	3
Zinc	µg/L	1	3000 <sup>#14</sup>			8	-	3	-	4	<2	
Inorganics	Available Phosphate	mg/l	6				-	-	-	-	-	-
	Available Phosphorus	mg/l	2				-	-	-	-	-	-
	Ammoniacal Nitrogen as N	mg/L	0.002		0.02 <sup>#2</sup>	0.6 <sup>#15</sup>	3.2	3.2	16.1	16.1	0.11	1.1
	Calcium	mg/L	0.2				58	-	16	-	710	89
	Chloride	mg/L	1	250 <sup>#1</sup>			426	-	674	-	7	18
	Cyanide (Free)	µg/L	2.5	50 <sup>#1</sup>	1 <sup>#2</sup>	1 <sup>#2</sup>	<20	-	<20	-	<20	<20
	Cyanide Total	µg/L	5	50 <sup>#1</sup>	1 <sup>#2</sup>	1 <sup>#2</sup>	40	-	<20	-	<20	<20
	cyanides-complex	µg/L	5	50 <sup>#1</sup>	1 <sup>#2</sup>	1 <sup>#2</sup>	-	-	-	-	-	-
	Fluoride	µg/L	100	1500 <sup>#1</sup>	5000 <sup>#7</sup>	1000 <sup>#16</sup>	300	-	500	-	300	600
	Magnesium	mg/L	0.036				40	-	19	-	165	30
	Potassium	mg/L	0.2				26	-	68	-	56	31
Sodium	mg/L	0.076		200 <sup>#1</sup>		270	-	500	-	81	99	
Sulphate	mg/L	2	250(SO4) <sup>#17</sup>		400 <sup>#3</sup>	108	-	26	-	2510	519	
Phenolics	Xylenols	µg/L	0.5				-	-	-	-	-	-
	Trimethylphenols	µg/L	0.5				<0.5	-	<0.5	-	<0.5	<0.5
	Cresol Total	µg/L	0.5				<0.5	-	<0.5	-	<0.5	<0.5
	Dimethylphenols	µg/L	0.5				<0.5	-	<0.5	-	<0.5	<0.5
	Phenol	µg/L	0.5	5800 <sup>#18</sup>	7.7 <sup>#2</sup>	7.7 <sup>#2</sup>	1.8	-	4.3	-	<0.5	0.6
Phenols Monohydric	µg/L	0.5				-	-	-	-	-	-	
Other	Temperature	°C					-	-	-	-	-	-
	Conductivity @ 25oC	mS/cm	0.01				1.95	-	2.79	-	3.01	1.11
	Conductivity @ 20oC	µS/cm	14				-	-	-	-	-	-
	pH (Lab)	pH Units	1	6.5-9.5 <sup>#1</sup>	6-8.5(MAC) <sup>#19</sup>	6-9(MAC) <sup>#19</sup>	7.9	-	8.3	-	8.1	8.4

Field_ID	Location_Code	Sample_Depth_Range	Sampled_Date_Time	Matrix_Description
BH07011-X-7.00-ES-200116	BH07011	7	16/01/2020	UK Drinking Water Standards
BH07011-X-7.00-ES-200116	BH07011	7	16/01/2020	UK Estuaries and coastal waters EQS
BH07011-X-8.00-ES-200116	BH07011	8	16/01/2020	UK Freshwater EQS
BH07011-X-8.00-ES-200116	BH07011	8	16/01/2020	
BH07018-X-0.00-ES-200123	BH07018	0	23/01/2020	
BH07018-X-1.00-ES-200123	BH07018	1	23/01/2020	

Chem_Group	ChemName	output unit	EQL

**Environmental Standards Comments**

- #1:Water Supply (Water Quality) Regulations 2016.
- #2:Water Framework Directive (Standards and Classification) Directions (England and Wales) 2015.
- #3:Operational Targets and EQS. EA, April 2018
- #4:Water Framework Directive (Standards & Classification) Directions (England & Wales) 2015. Dissolved fraction.
- #5:Water Framework Directive (Standards & Classification) Directions (England & Wales) 2015. Dissolved fraction. Lowest criteria presented (<40mg/l of CaCO3). See 'further assessment' if criteria exceeded and hardness (CaCO3) data available.
- #6:Water Framework Directive (Standards and Classification) Directions (England and Wales) 2015. Dissolved Fraction. If hexavalent chromium (CrVI) data is available, a value of 4.7µg/l may be appropriate for the remaining trivalent chromium (CrIII).
- #7:Operational Targets and EQS. EA, April 2018. Dissolved fraction.
- #8:Water Framework Directive (Standards and Classification) Directions (England and Wales) 2015. Dissolved Fraction. If DOC >1mg/l then a higher criteria applies (3.76\*(2.677\*(DOC2+0.5)))
- #9:Water Framework Directive (Standards & Classification) Directions (England & Wales) 2015. Dissolved & bioavailable (bio) fraction plus background. M-BAT tool to assess: <http://wfd.uk.org/resources/river-lakes-metal-bioavailability-assessment-tool-m-bat>
- #10:Water Framework Directive (Standards and Classification) Directions (England and Wales) 2015. Dissolved Fraction. MAC adopted in absence of AA value.
- #11:Guidelines for Drinking-water Quality, 4th Edition. WHO, 2011. Informal value.
- #12:Operational Targets and EQS. EA, April 2018.
- #13:Operational Targets and EQS. EA, April 2018. Lowest criteria presented (<200mg/l CaCO3). See 'further assessment' values if criteria exceeded and hardness (CaCO3) data available.
- #14:Guidelines for Drinking-water Quality, 4th Edition. WHO, 2011. Based on taste rather than a formal guideline.
- #15:Water Framework Directive (Standards and Classification) Directions (England and Wales) 2015. Indicator of 'good' status (90%ile) - Ammonia standard for lakes and rivers (total ammonia as nitrogen).
- #16:Operational Targets and EQS. EA, April 2018. Dissolved fraction. Lowest criteria presented (<50 mg/l CaCO3). See 'further assessment' values if criteria exceeded and hardness (CaCO3) data available.
- #17:Water Supply (Water Quality) Regulations 2016. As SO4.
- #18:US EPA Regional Screening Levels, May 2019. <https://www.epa.gov/risk/regional-screening-levels-rsls-generic-tables>
- #19:Operational Targets and EQS. EA, April 2018. Maximum Allowable Concentration (MAC) adopted in absence of Annual Average (AA) value.

**Legend**

36.2	Results exceeds GAC.
<50	Results MDL is greater than GAC.
-	Determinand has not been tested for.

**Notes**

A range is given where a determinand has been analysed for by more than one method.



				Field_ID	BH07018-X-10.00-ES-200128	BH07018-X-11.00-ES-200128	BH07018-X-12.00-ES-200128	BH07018-X-2.00-ES-200127	BH07018-X-2.00-ES-200127	BH07018-X-24.00-ES-200130		
				Location_Code	BH07018	BH07018	BH07018	BH07018	BH07018	BH07018		
				Sample_Dept	10	11	12	2	2	24		
				Sample_Dept_Range								
				Sampled_Date_Time	28/01/2020	28/01/2020	28/01/2020	27/01/2020	27/01/2020	30/01/2020		
				Matrix_Description								
				UK Drinking Water Standards								
				UK Estuaries and coastal waters EQS								
				UK Freshwater EQS								
Chem_Group	ChemName	output unit	EQI									
Metals	Antimony	µg/L	1	5 <sup>#1</sup>		1	3	2	-	2	2	
	Arsenic	µg/L	0.5	10 <sup>#1</sup>	25 <sup>#2</sup>	13	33	20	-	<1	1 - 2	
	Boron	µg/L	10	1000 <sup>#1</sup>	7000 <sup>#3</sup>	1000	980	930	-	360	90 - 110	
	Cadmium	µg/L	0.02	5 <sup>#1</sup>	0.2 <sup>#4</sup>	0.04	0.04	0.04	-	0.09	<0.02	
	Chromium (hexavalent)	µg/L	3		0.6 <sup>#4</sup>	<3	<3	<3	-	<3	<3	
	Chromium	µg/L	1	50 <sup>#1</sup>	0.6 <sup>#4</sup>	<1	2	1	-	<1	<1	
	Chromium (Trivalent)	µg/L	3		4.7 <sup>#4</sup>	<3	<3	<3	-	<3	<3	
	Cobalt	µg/L	0.5		3 <sup>#7</sup>	<1	<1	<1	-	<1	<1	
	Copper	µg/L	0.3	2000 <sup>#1</sup>	3.78 <sup>#8</sup>	<1	<1	<1	-	4	<1	
	Lead	µg/L	0.2	10 <sup>#1</sup>	1.3 <sup>#4</sup>	<1	<1	<1	-	<1	<1	
	Mercury	µg/L	0.01	1 <sup>#1</sup>	0.07(MAC) <sup>#10</sup>	0.07(MAC) <sup>#10</sup>	<0.03	<0.03	-	<0.03	<0.03	
	Molybdenum	µg/L	1	70 <sup>#11</sup>		30	18	14	-	12	3 - 5	
	Nickel	µg/L	0.4	20 <sup>#1</sup>	8.6 <sup>#4</sup>	4(hin) <sup>#9</sup>	1	2	2	-	7	2 - 3
	Selenium	µg/L	1	10 <sup>#1</sup>		20 <sup>#13</sup>	3	65	30	-	21	<1
	Vanadium	µg/L	1		100 <sup>#12</sup>	10.9(bin) <sup>#9</sup>	3	2	<2	-	3	<2
	Zinc	µg/L	1	3000 <sup>#14</sup>								
Inorganics	Available Phosphate	mg/l	6			-	-	-	-	-	-	
	Available Phosphorus	mg/l	2			-	-	-	-	-	-	
	Ammoniacal Nitrogen as N	mg/L	0.002		0.02 <sup>#2</sup>	19.3	30.9	30.1	0.2	0.2	0.5 - 0.8	
	Calcium	mg/L	0.2			99	77	78	-	677	15 - 16	
	Chloride	mg/L	1	250 <sup>#1</sup>	250 <sup>#3</sup>	1970	2770	2520	-	29	49 - 62	
	Cyanide (Free)	µg/L	2.5	50 <sup>#1</sup>	1 <sup>#2</sup>	<20	<20	<20	-	<20	<20	
	Cyanide Total	µg/L	5	50 <sup>#1</sup>	1 <sup>#2</sup>	<20	<20	<20	-	<20	<20	
	cyanides-complex	µg/L	5	50 <sup>#1</sup>	1 <sup>#2</sup>	-	-	-	-	-	-	
	Fluoride	µg/L	100	1500 <sup>#1</sup>	5000 <sup>#7</sup>	500	800	600	-	500	300 - 400	
	Magnesium	mg/L	0.036			112	150	125	-	106	6	
	Potassium	mg/L	0.2			166	193	157	-	58	4 - 6	
Sodium	mg/L	0.076		200 <sup>#1</sup>	1180	1780	1710	-	148	42 - 50		
Sulphate	mg/L	2	250(SO4) <sup>#17</sup>	400 <sup>#3</sup>	14	35	33	-	2350	15 - 19		
Phenolics	Xylenols	µg/L	0.5			-	-	-	-	-	-	
	Trimethylphenols	µg/L	0.5			<0.5	<0.5	<0.5	-	<0.5	<0.5	
	Cresol Total	µg/L	0.5			<0.5	<0.5	<0.5	-	<0.5	<0.5	
	Dimethylphenols	µg/L	0.5			<0.5	<0.5	<0.5	-	<0.5	<0.5	
	Phenol	µg/L	0.5	5800 <sup>#18</sup>	7.7 <sup>#2</sup>	4.8	4	6.5	-	0.7	1.5 - 1.7	
	Phenols Monohydric	µg/L	0.5						-			
Other	Temperature	°C				-	-	-	-	-	-	
	Conductivity @ 25oC	mS/cm	0.01			7.01	9.37	8.58	-	2.91	0.359 - 0.416	
	Conductivity @ 20oC	µS/cm	14			-	-	-	-	-	-	
	pH (Lab)	pH Units	1	6.5-9.5 <sup>#1</sup>	6-8.5(MAC) <sup>#19</sup>	6-9(MAC) <sup>#19</sup>	7.9	8.2	8.1	-	7.5	8

Field_ID	Location_Code	Sample_Depth	Range	Sampled_Date	Time	Matrix_Description
BH07018-X-10.00-ES-200128	BH07018	10		28/01/2020		UK Drinking Water Standards
BH07018-X-11.00-ES-200128	BH07018	11		28/01/2020		UK Estuaries and coastal waters EQS
BH07018-X-12.00-ES-200128	BH07018	12		28/01/2020		UK Freshwater EQS
BH07018-X-2.00-ES-200127	BH07018	2		27/01/2020		
BH07018-X-2.00-ES-200127	BH07018	2		27/01/2020		
BH07018-X-24.00-ES-200130	BH07018	24		30/01/2020		

Chem_Group	ChemName	output unit	EQL

**Environmental Standards Comments**

- #1:Water Supply (Water Quality) Regulations 2016.
- #2:Water Framework Directive (Standards and Classification) Directions (England and Wales) 2015.
- #3:Operational Targets and EQS. EA, April 2018
- #4:Water Framework Directive (Standards & Classification) Directions (England & Wales) 2015. Dissolved fraction.
- #5:Water Framework Directive (Standards & Classification) Directions (England & Wales) 2015. Dissolved fraction. Lowest criteria presented (<40mg/l of CaCO3). See 'further assessment' if criteria exceeded and hardness (CaCO3) data available.
- #6:Water Framework Directive (Standards and Classification) Directions (England and Wales) 2015. Dissolved Fraction. If hexavalent chromium (CrVI) data is available, a value of 4.7µg/l may be appropriate for the remaining trivalent chromium (CrIII).
- #7:Operational Targets and EQS. EA, April 2018. Dissolved fraction.
- #8:Water Framework Directive (Standards and Classification) Directions (England and Wales) 2015. Dissolved Fraction. If DOC >1mg/l then a higher criteria applies (3.76\*(2.677\*(DOC2+0.5))
- #9:Water Framework Directive (Standards & Classification) Directions (England & Wales) 2015. Dissolved & bioavailable (bio) fraction plus background. M-BAT tool to assess: <http://wfd.uk.org/resources/river-lakes-metal-bioavailability-assessment-tool-m-bat>
- #10:Water Framework Directive (Standards and Classification) Directions (England and Wales) 2015. Dissolved Fraction. MAC adopted in absence of AA value.
- #11:Guidelines for Drinking-water Quality, 4th Edition. WHO, 2011. Informal value.
- #12:Operational Targets and EQS. EA, April 2018.
- #13:Operational Targets and EQS. EA, April 2018. Lowest criteria presented (<200mg/l CaCO3). See 'further assessment' values if criteria exceeded and hardness (CaCO3) data available.
- #14:Guidelines for Drinking-water Quality, 4th Edition. WHO, 2011. Based on taste rather than a formal guideline.
- #15:Water Framework Directive (Standards and Classification) Directions (England and Wales) 2015. Indicator of 'good' status (90%ile) - Ammonia standard for lakes and rivers (total ammonia as nitrogen).
- #16:Operational Targets and EQS. EA, April 2018. Dissolved fraction. Lowest criteria presented (<50 mg/l CaCO3). See 'further assessment' values if criteria exceeded and hardness (CaCO3) data available.
- #17:Water Supply (Water Quality) Regulations 2016. As SO4.
- #18:US EPA Regional Screening Levels, May 2019. <https://www.epa.gov/risk/regional-screening-levels-rsls-generic-tables>
- #19:Operational Targets and EQS. EA, April 2018. Maximum Allowable Concentration (MAC) adopted in absence of Annual Average (AA) value.

**Legend**

36.2	Results exceeds GAC.
<50	Results MDL is greater than GAC.
-	Determinand has not been tested for.

**Notes**

A range is given where a determinand has been analysed for by more than one method.

		Field_ID	BH07018-X-28.50-ES-200206	BH07018-X-3.00-ES-200127	BH07018-X-3.00-ES-200127	BH07018-X-32.90-ES-200214	BH07018-X-4.00-ES-200127	BH07018-X-4.00-ES-200127
		Location_Code	BH07018	BH07018	BH07018	BH07018	BH07018	BH07018
		Sample_Death_Range	28.5	3	3	32.9	4	4
		Sampled_Date_Time	06/02/2020	27/01/2020	27/01/2020	14/02/2020	27/01/2020	27/01/2020
		Matrix_Description						
		UK Drinking Water Standards						
		UK Estuaries and coastal waters EQS						
		UK Freshwater EQS						
Chem_Group	ChemName	output unit	EQL					
Metals	Antimony	µg/L	5 <sup>#1</sup>					10
	Arsenic	µg/L	0.5	25 <sup>#2</sup>	50 <sup>#2</sup>	<1		6
	Boron	µg/L	10	1000 <sup>#1</sup>	2000 <sup>#3</sup>	2020	390	850
	Cadmium	µg/L	0.02	5 <sup>#1</sup>	0.2 <sup>#4</sup>	<0.02	0.07	0.3
	Chromium (hexavalent)	µg/L	3		3.4 <sup>#4</sup>	<3	<3	<3
	Chromium	µg/L	1	50 <sup>#1</sup>	0.6 <sup>#4</sup>	<1	<1	<1
	Chromium (Trivalent)	µg/L	3		4.7 <sup>#4</sup>	<3	<3	<3
	Cobalt	µg/L	0.5		3 <sup>#7</sup>	<1	2	<1
	Copper	µg/L	0.3	2000 <sup>#1</sup>	3.76 <sup>#8</sup>	4	5	12
	Lead	µg/L	0.2	10 <sup>#1</sup>	1.3 <sup>#4</sup>	<1	<1	14
	Mercury	µg/L	0.01	1 <sup>#1</sup>	0.07(MAC) <sup>#10</sup>	<0.03	<0.03	0.05
	Molybdenum	µg/L	1	70 <sup>#11</sup>		3	13	6
	Nickel	µg/L	0.4	20 <sup>#1</sup>	8.6 <sup>#4</sup>	17	7	18
	Selenium	µg/L	1	10 <sup>#1</sup>		<1	13	<1
	Vanadium	µg/L	1		100 <sup>#12</sup>	<1	2	<1
Zinc	µg/L	1	3000 <sup>#14</sup>		<2	2	8	
Inorganics	Available Phosphate	mg/l	6					
	Available Phosphorus	mg/l	2					
	Ammoniacal Nitrogen as N	mg/L	0.002		0.02 <sup>#2</sup>	0.6 <sup>#15</sup>	0.3	0.04
	Calcium	mg/L	0.2			193		391
	Chloride	mg/L	1	250 <sup>#1</sup>		250 <sup>#3</sup>	468	42
	Cyanide (Free)	µg/L	2.5	50 <sup>#1</sup>	1 <sup>#2</sup>	1 <sup>#2</sup>	<20	407
	Cyanide Total	µg/L	5	50 <sup>#1</sup>	1 <sup>#2</sup>	1 <sup>#2</sup>	<20	<20
	cyanides-complex	µg/L	5	50 <sup>#1</sup>	1 <sup>#2</sup>	1 <sup>#2</sup>	<20	<20
	Fluoride	µg/L	100	1500 <sup>#1</sup>		1000 <sup>#16</sup>	1600	300
	Magnesium	mg/L	0.036				600	28
	Potassium	mg/L	0.2				90	17
	Sodium	mg/L	0.076				52	245
Sulphate	mg/L	2	250(SO4) <sup>#17</sup>		400 <sup>#3</sup>	<3	158	
Phenolics	Xylenols	µg/L	0.5				1690	38
	Trimethylphenols	µg/L	0.5					
	Cresol Total	µg/L	0.5					
	Dimethylphenols	µg/L	0.5					
	Phenol	µg/L	0.5	5800 <sup>#18</sup>	7.7 <sup>#2</sup>	7.7 <sup>#2</sup>	0.6	22.2
Other	Phenols Monohydric	µg/L	0.5				0.5	4.7
	Temperature	°C						
	Conductivity @ 25oC	mS/cm	0.01				4.2	2.48
	Conductivity @ 20oC	µS/cm	14					1.72
	pH (Lab)	pH Units	1	6.5-9.5 <sup>#1</sup>	6-8.5(MAC) <sup>#19</sup>	6-9(MAC) <sup>#19</sup>	8.2	
							7.8	7.4

Field_ID	Location_Code	Sample_Depth_Range	Sampled_Date_Time	Matrix_Description
BH07018-X-28.50-ES-200206	BH07018	28.5	06/02/2020	UK Drinking Water Standards
BH07018-X-3.00-ES-200127	BH07018	3	27/01/2020	UK Estuaries and coastal waters EQS
BH07018-X-3.00-ES-200127	BH07018	3	27/01/2020	UK Freshwater EQS
BH07018-X-32.90-ES-200214	BH07018	32.9	14/02/2020	
BH07018-X-4.00-ES-200127	BH07018	4	27/01/2020	
BH07018-X-4.00-ES-200127	BH07018	4	27/01/2020	

Chem_Group	ChemName	output unit	EQL

**Environmental Standards Comments**

- #1:Water Supply (Water Quality) Regulations 2016.
- #2:Water Framework Directive (Standards and Classification) Directions (England and Wales) 2015.
- #3:Operational Targets and EQS. EA, April 2018
- #4:Water Framework Directive (Standards & Classification) Directions (England & Wales) 2015. Dissolved fraction.
- #5:Water Framework Directive (Standards & Classification) Directions (England & Wales) 2015. Dissolved fraction. Lowest criteria presented (<40mg/l of CaCO3). See 'further assessment' if criteria exceeded and hardness (CaCO3) data available.
- #6:Water Framework Directive (Standards and Classification) Directions (England and Wales) 2015. Dissolved Fraction. If hexavalent chromium (CrVI) data is available, a value of 4.7µg/l may be appropriate for the remaining trivalent chromium (CrIII).
- #7:Operational Targets and EQS. EA, April 2018. Dissolved fraction.
- #8:Water Framework Directive (Standards and Classification) Directions (England and Wales) 2015. Dissolved Fraction. If DOC >1mg/l then a higher criteria applies (3.76\*(2.677\*(DOC2+0.5))
- #9:Water Framework Directive (Standards & Classification) Directions (England & Wales) 2015. Dissolved & bioavailable (bio) fraction plus background. M-BAT tool to assess: <http://wfd.uk.org/resources/river-lakes-metal-bioavailability-assessment-tool-m-bat>
- #10:Water Framework Directive (Standards and Classification) Directions (England and Wales) 2015. Dissolved Fraction. MAC adopted in absence of AA value.
- #11:Guidelines for Drinking-water Quality, 4th Edition. WHO, 2011. Informal value.
- #12:Operational Targets and EQS. EA, April 2018.
- #13:Operational Targets and EQS. EA, April 2018. Lowest criteria presented (<200mg/l CaCO3). See 'further assessment' values if criteria exceeded and hardness (CaCO3) data available.
- #14:Guidelines for Drinking-water Quality, 4th Edition. WHO, 2011. Based on taste rather than a formal guideline.
- #15:Water Framework Directive (Standards and Classification) Directions (England and Wales) 2015. Indicator of 'good' status (90%ile) - Ammonia standard for lakes and rivers (total ammonia as nitrogen).
- #16:Operational Targets and EQS. EA, April 2018. Dissolved fraction. Lowest criteria presented (<50 mg/l CaCO3). See 'further assessment' values if criteria exceeded and hardness (CaCO3) data available.
- #17:Water Supply (Water Quality) Regulations 2016. As SO4.
- #18:US EPA Regional Screening Levels, May 2019. <https://www.epa.gov/risk/regional-screening-levels-rsls-generic-tables>
- #19:Operational Targets and EQS. EA, April 2018. Maximum Allowable Concentration (MAC) adopted in absence of Annual Average (AA) value.

**Legend**

36.2	Results exceeds GAC.
<50	Results MDL is greater than GAC.
-	Determinand has not been tested for.

**Notes**

A range is given where a determinand has been analysed for by more than one method.

				Field_ID	BH07018-X-45.10-ES-200214	BH07018-X-5.00-ES-200127	BH07018-X-5.00-ES-200127	BH07018-X-6.00-ES-200127	BH07018-X-6.00-ES-200127	BH07018-X-7.00-ES-200127			
				Location_Code	BH07018	BH07018	BH07018	BH07018	BH07018	BH07018			
				Sample_Death_Range	45.1	5	5	6	6	7			
				Sampled_Date_Time	14/02/2020	27/01/2020	27/01/2020	27/01/2020	27/01/2020	27/01/2020			
				Matrix_Description									
				UK Drinking Water Standards									
				UK Estuaries and coastal waters EQS									
				UK Freshwater EQS									
Chem_Group	ChemName	output unit	EQL										
Metals	Antimony	µg/L	1	5 <sup>#1</sup>			<1	-	7	-	4	-	
	Arsenic	µg/L	0.5	10 <sup>#1</sup>	25 <sup>#2</sup>	50 <sup>#2</sup>	<1	-	2	-	3	-	
	Boron	µg/L	10	1000 <sup>#1</sup>	7000 <sup>#3</sup>	2000 <sup>#3</sup>	100	-	1420	-	2010	-	
	Cadmium	µg/L	0.02	5 <sup>#1</sup>	0.2 <sup>#4</sup>	0.08 <sup>#5</sup>	<0.02	-	1.96	-	0.13	-	
	Chromium (hexavalent)	µg/L	3		0.6 <sup>#4</sup>	3.4 <sup>#4</sup>	<3	-	<3	-	<3	-	
	Chromium	µg/L	1	50 <sup>#1</sup>	0.6 <sup>#4</sup>	3.4 <sup>#6</sup>	<1	-	<1	-	<1	-	
	Chromium (Trivalent)	µg/L	3			4.7 <sup>#4</sup>	<3	-	<3	-	<3	-	
	Cobalt	µg/L	0.5		3 <sup>#7</sup>	3 <sup>#7</sup>	<1	-	36	-	11	-	
	Copper	µg/L	0.3	2000 <sup>#1</sup>	3.76 <sup>#8</sup>	1(bio) <sup>#9</sup>	<1	-	12	-	2	-	
	Lead	µg/L	0.2	10 <sup>#1</sup>	1.3 <sup>#4</sup>	1.2(bio) <sup>#9</sup>	<1	-	3	-	4	-	
	Mercury	µg/L	0.01	1 <sup>#1</sup>	0.07(MAC) <sup>#10</sup>	0.07(MAC) <sup>#10</sup>	<0.03	-	<0.03	-	<0.03	-	
	Molybdenum	µg/L	1	70 <sup>#11</sup>			<1	-	10	-	6	-	
	Nickel	µg/L	0.4	20 <sup>#1</sup>	8.6 <sup>#4</sup>	4(bio) <sup>#9</sup>	2	-	30	-	24	-	
	Selenium	µg/L	1	10 <sup>#1</sup>			<1	-	1	-	2	-	
	Vanadium	µg/L	1		100 <sup>#12</sup>	20 <sup>#13</sup>	<1	-	2	-	<1	-	
Zinc	µg/L	1	3000 <sup>#14</sup>		10.9(bio) <sup>#9</sup>	4	-	2456	-	154	-		
Inorganics	Available Phosphate	mg/l	6				-	-	-	-	-	-	
	Available Phosphorus	mg/l	2				-	-	-	-	-	-	
	Ammoniacal Nitrogen as N	mg/L	0.002		0.02 <sup>#2</sup>	0.6 <sup>#15</sup>	1.1	4.3	4.2	9.5	9.4	47.1	
	Calcium	mg/L	0.2				29	-	773	-	686	-	
	Chloride	mg/L	1	250 <sup>#1</sup>		250 <sup>#3</sup>	396	-	80	-	162	-	
	Cyanide (Free)	µg/L	2.5	50 <sup>#1</sup>	1 <sup>#2</sup>	1 <sup>#2</sup>	<20	-	<20	-	<20	-	
	Cyanide Total	µg/L	5	50 <sup>#1</sup>	1 <sup>#2</sup>	1 <sup>#2</sup>	<20	-	<20	-	<20	-	
	Cyanides-complex	µg/L	5	50 <sup>#1</sup>	1 <sup>#2</sup>	1 <sup>#2</sup>	-	-	-	-	-	-	
	Fluoride	µg/L	100	1500 <sup>#1</sup>		5000 <sup>#7</sup>	1000 <sup>#16</sup>	500	-	100	-	<100	-
	Magnesium	mg/L	0.036				23	-	43	-	60	-	
Potassium	mg/L	0.2				10	-	32	-	59	-		
Sodium	mg/L	0.076		200 <sup>#1</sup>		210	-	152	-	185	-		
Sulphate	mg/L	2	250(SO4) <sup>#17</sup>		400 <sup>#3</sup>	11	-	2140	-	1770	-		
Phenolics	Xylenols	µg/L	0.5				-	-	-	-	-	-	
	Trimethylphenols	µg/L	0.5				<0.5	-	<0.5	-	<0.5	-	
	Cresol Total	µg/L	0.5				<0.5	-	<0.5	-	18.2	-	
	Dimethylphenols	µg/L	0.5				<0.5	-	<0.5	-	9.6	-	
	Phenol	µg/L	0.5	5800 <sup>#18</sup>	7.7 <sup>#2</sup>	7.7 <sup>#2</sup>	0.5	-	2.5	-	10.2	-	
Phenols Monohydric	µg/L	0.5					-		-		-		
Other	Temperature	°C					-	-	-	-	-	-	
	Conductivity @ 25oC	mS/cm	0.01				1.54	-	2.89	-	3.1	-	
	Conductivity @ 20oC	µS/cm	14				-	-	-	-	-	-	
	pH (Lab)	pH Units	1	6.5-9.5 <sup>#1</sup>	6-8.5(MAC) <sup>#19</sup>	6-9(MAC) <sup>#19</sup>	7.8	-	7.1	-	7.3	-	

Field_ID	Location_Code	Sample_Depth_Range	Sampled_Date_Time	Matrix_Description
BH07018-X-45.10-ES-200214	BH07018	45.1	14/02/2020	UK Drinking Water Standards
BH07018-X-5.00-ES-200127	BH07018	5	27/01/2020	UK Estuaries and coastal waters EQS
BH07018-X-5.00-ES-200127	BH07018	5	27/01/2020	UK Freshwater EQS
BH07018-X-6.00-ES-200127	BH07018	6	27/01/2020	
BH07018-X-6.00-ES-200127	BH07018	6	27/01/2020	
BH07018-X-7.00-ES-200127	BH07018	7	27/01/2020	
BH07018-X-7.00-ES-200127	BH07018	7	27/01/2020	

Chem_Group	ChemName	output unit	EQL

**Environmental Standards Comments**

- #1:Water Supply (Water Quality) Regulations 2016.
- #2:Water Framework Directive (Standards and Classification) Directions (England and Wales) 2015.
- #3:Operational Targets and EQS. EA, April 2018
- #4:Water Framework Directive (Standards & Classification) Directions (England & Wales) 2015. Dissolved fraction.
- #5:Water Framework Directive (Standards & Classification) Directions (England & Wales) 2015. Dissolved fraction. Lowest criteria presented (<40mg/l of CaCO3). See 'further assessment' if criteria exceeded and hardness (CaCO3) data available.
- #6:Water Framework Directive (Standards and Classification) Directions (England and Wales) 2015. Dissolved Fraction. If hexavalent chromium (CrVI) data is available, a value of 4.7µg/l may be appropriate for the remaining trivalent chromium (CrIII).
- #7:Operational Targets and EQS. EA, April 2018. Dissolved fraction.
- #8:Water Framework Directive (Standards and Classification) Directions (England and Wales) 2015. Dissolved Fraction. If DOC >1mg/l then a higher criteria applies (3.76\*(2.677\*(DOC2+0.5))
- #9:Water Framework Directive (Standards & Classification) Directions (England & Wales) 2015. Dissolved & bioavailable (bio) fraction plus background. M-BAT tool to assess: <http://wfd.uk.org/resources/river-lakes-metal-bioavailability-assessment-tool-m-bat>
- #10:Water Framework Directive (Standards and Classification) Directions (England and Wales) 2015. Dissolved Fraction. MAC adopted in absence of AA value.
- #11:Guidelines for Drinking-water Quality, 4th Edition. WHO, 2011. Informal value.
- #12:Operational Targets and EQS. EA, April 2018.
- #13:Operational Targets and EQS. EA, April 2018. Lowest criteria presented (<200mg/l CaCO3). See 'further assessment' values if criteria exceeded and hardness (CaCO3) data available.
- #14:Guidelines for Drinking-water Quality, 4th Edition. WHO, 2011. Based on taste rather than a formal guideline.
- #15:Water Framework Directive (Standards and Classification) Directions (England and Wales) 2015. Indicator of 'good' status (90%ile) - Ammonia standard for lakes and rivers (total ammonia as nitrogen).
- #16:Operational Targets and EQS. EA, April 2018. Dissolved fraction. Lowest criteria presented (<50 mg/l CaCO3). See 'further assessment' values if criteria exceeded and hardness (CaCO3) data available.
- #17:Water Supply (Water Quality) Regulations 2016. As SO4.
- #18:US EPA Regional Screening Levels, May 2019. <https://www.epa.gov/risk/regional-screening-levels-rsls-generic-tables>
- #19:Operational Targets and EQS. EA, April 2018. Maximum Allowable Concentration (MAC) adopted in absence of Annual Average (AA) value.

**Legend**

36.2	Results exceeds GAC.
<50	Results MDL is greater than GAC.
-	Determinand has not been tested for.

**Notes**

A range is given where a determinand has been analysed for by more than one method.

				Field_ID	BH07018-X-7.00-ES-200127	BH07018-X-8.00-ES-200127	BH07018-X-8.00-ES-200127	BH07018-X-9.00-ES-200128	BH07019-X-1.00-ES-200113	BH07019-X-2.00-ES-200114	
				Location_Code	BH07018	BH07018	BH07018	BH07018	BH07019	BH07019	
				Sample_Dept	7	8	8	9	1	2	
				Sample_Dept_Range	7	8	8	9	1	2	
				Sampled_Date_Time	27/01/2020	27/01/2020	27/01/2020	28/01/2020	13/01/2020	14/01/2020	
				Matrix_Description							
				UK Drinking Water Standards							
				UK Estuaries and coastal waters EQS							
				UK Freshwater EQS							
Chem_Group	ChemName	output unit	EQL								
Metals	Antimony	µg/L	5 <sup>#1</sup>			2	-	2	<1	2	1
	Arsenic	µg/L	10 <sup>#1</sup>	25 <sup>#2</sup>	50 <sup>#2</sup>	22	-	25	26	6	3
	Boron	µg/L	1000 <sup>#1</sup>	7000 <sup>#3</sup>	2000 <sup>#3</sup>	1470	-	1550	960	170	130
	Cadmium	µg/L	0.02	5 <sup>#1</sup>	0.08 <sup>#5</sup>	0.02	-	<0.02	0.09	<0.02	<0.02
	Chromium (hexavalent)	µg/L	3	0.6 <sup>#4</sup>	3.4 <sup>#4</sup>	<3	-	<3	<3	<3	<3
	Chromium	µg/L	1	50 <sup>#1</sup>	0.6 <sup>#4</sup>	3.4 <sup>#6</sup>	<1	-	<1	2	<1
	Chromium (Trivalent)	µg/L	3		4.7 <sup>#4</sup>	<3	-	<3	<3	<3	<3
	Cobalt	µg/L	0.5		3 <sup>#7</sup>	1	-	1	2	<1	<1
	Copper	µg/L	0.3	2000 <sup>#1</sup>	3.76 <sup>#8</sup>	1(bio) <sup>#9</sup>	<1	-	<1	<1	<1
	Lead	µg/L	0.2	10 <sup>#1</sup>	1.3 <sup>#4</sup>	1.2(bio) <sup>#9</sup>	<1	-	<1	<1	<1
	Mercury	µg/L	0.01	1 <sup>#1</sup>	0.07(MAC) <sup>#10</sup>	0.07(MAC) <sup>#10</sup>	<0.03	-	<0.03	<0.03	<0.03
	Molybdenum	µg/L	1	70 <sup>#11</sup>		57	-	62	20	40	34
	Nickel	µg/L	0.4	20 <sup>#1</sup>	8.6 <sup>#4</sup>	4(bio) <sup>#9</sup>	4	-	3	5	3
	Selenium	µg/L	1	10 <sup>#1</sup>			<1	-	<1	5	25
	Vanadium	µg/L	1		100 <sup>#12</sup>	20 <sup>#13</sup>	4	-	4	4	8
	Zinc	µg/L	1	3000 <sup>#14</sup>		10.9(bio) <sup>#9</sup>	4	-	5	2	2
Inorganics	Available Phosphate	mg/l	6			-	-	-	-	-	
	Available Phosphorus	mg/l	2			-	-	-	-	-	
	Ammoniacal Nitrogen as N	mg/L	0.002	0.02 <sup>#2</sup>	0.6 <sup>#15</sup>	47	46.7	44.7	28.6	0.8	0.7
	Calcium	mg/L	0.2			51	-	52	97	25	68
	Chloride	mg/L	1	250 <sup>#1</sup>	250 <sup>#3</sup>	454	-	400	1140	15	13
	Cyanide (Free)	µg/L	2.5	50 <sup>#1</sup>	1 <sup>#2</sup>	<20	-	<20	<20	<20	<20
	Cyanide Total	µg/L	5	50 <sup>#1</sup>	1 <sup>#2</sup>	<20	-	<20	<20	<20	<20
	cyanides-complex	µg/L	5	50 <sup>#1</sup>	1 <sup>#2</sup>	-	-	-	-	-	-
	Fluoride	µg/L	100	1500 <sup>#1</sup>	5000 <sup>#7</sup>	500	-	500	900	800	700
	Magnesium	mg/L	0.036			42	-	41	56	9	24
Potassium	mg/L	0.2			89	-	91	113	13	22	
Sodium	mg/L	0.076	200 <sup>#1</sup>		394	-	360	707	41	56	
Sulphate	mg/L	2	250(SO4) <sup>#17</sup>	400 <sup>#3</sup>	261	-	291	31	151	343	
Phenolics	Xylenols	µg/L	0.5			-	-	-	-	-	
	Trimethylphenols	µg/L	0.5			1.3	-	<0.5	<0.5	<0.5	
	Cresol Total	µg/L	0.5			15.1	-	24.5	<0.5	<0.5	
	Dimethylphenols	µg/L	0.5			3.9	-	11.1	<0.5	<0.5	
	Phenol	µg/L	0.5	5800 <sup>#18</sup>	7.7 <sup>#2</sup>	12.8	-	19.5	9.1	1.5	0.8
Phenols Monohydric	µg/L	0.5				-					
Other	Temperature	°C				-	-	-	-	-	
	Conductivity @ 25oC	mS/cm	0.01			2.77	-	2.63	4.55	0.463	0.823
	Conductivity @ 20oC	µS/cm	14			-	-	-	-	-	
	pH (Lab)	pH Units	1	6.5-9.5 <sup>#1</sup>	6-8.5(MAC) <sup>#19</sup>	6-9(MAC) <sup>#19</sup>	8	-	8	8	8.2

Field_ID	BH07018-X-7.00-ES-200127	BH07018-X-8.00-ES-200127	BH07018-X-8.00-ES-200127	BH07018-X-9.00-ES-200128	BH07019-X-1.00-ES-200113	BH07019-X-2.00-ES-200114
Location_Code	BH07018	BH07018	BH07018	BH07018	BH07019	BH07019
Sample_Depth_Range	7	8	8	9	1	2
Sampled_Date_Time	27/01/2020	27/01/2020	27/01/2020	28/01/2020	13/01/2020	14/01/2020
Matrix_Description	UK Drinking Water Standards	UK Estuaries and coastal waters EQS	UK Freshwater EQS			

Chem_Group	ChemName	output unit	EQL
------------	----------	-------------	-----

**Environmental Standards Comments**

- #1:Water Supply (Water Quality) Regulations 2016.
- #2:Water Framework Directive (Standards and Classification) Directions (England and Wales) 2015.
- #3:Operational Targets and EQS. EA, April 2018
- #4:Water Framework Directive (Standards & Classification) Directions (England & Wales) 2015. Dissolved fraction.
- #5:Water Framework Directive (Standards & Classification) Directions (England & Wales) 2015. Dissolved fraction. Lowest criteria presented (<40mg/l of CaCO3). See 'further assessment' if criteria exceeded and hardness (CaCO3) data available.
- #6:Water Framework Directive (Standards and Classification) Directions (England and Wales) 2015. Dissolved Fraction. If hexavalent chromium (CrVI) data is available, a value of 4.7µg/l may be appropriate for the remaining trivalent chromium (CrIII).
- #7:Operational Targets and EQS. EA, April 2018. Dissolved fraction.
- #8:Water Framework Directive (Standards and Classification) Directions (England and Wales) 2015. Dissolved Fraction. If DOC >1mg/l then a higher criteria applies (3.76\*(2.677\*(DOC2+0.5))
- #9:Water Framework Directive (Standards & Classification) Directions (England & Wales) 2015. Dissolved & bioavailable (bio) fraction plus background. M-BAT tool to assess: <http://wfd.uk.org/resources/river-lakes-metal-bioavailability-assessment-tool-m-bat>
- #10:Water Framework Directive (Standards and Classification) Directions (England and Wales) 2015. Dissolved Fraction. MAC adopted in absence of AA value.
- #11:Guidelines for Drinking-water Quality, 4th Edition. WHO, 2011. Informal value.
- #12:Operational Targets and EQS. EA, April 2018.
- #13:Operational Targets and EQS. EA, April 2018. Lowest criteria presented (<200mg/l CaCO3). See 'further assessment' values if criteria exceeded and hardness (CaCO3) data available.
- #14:Guidelines for Drinking-water Quality, 4th Edition. WHO, 2011. Based on taste rather than a formal guideline.
- #15:Water Framework Directive (Standards and Classification) Directions (England and Wales) 2015. Indicator of 'good' status (90%ile) - Ammonia standard for lakes and rivers (total ammonia as nitrogen).
- #16:Operational Targets and EQS. EA, April 2018. Dissolved fraction. Lowest criteria presented (<50 mg/l CaCO3). See 'further assessment' values if criteria exceeded and hardness (CaCO3) data available.
- #17:Water Supply (Water Quality) Regulations 2016. As SO4.
- #18:US EPA Regional Screening Levels, May 2019. <https://www.epa.gov/risk/regional-screening-levels-rsls-generic-tables>
- #19:Operational Targets and EQS. EA, April 2018. Maximum Allowable Concentration (MAC) adopted in absence of Annual Average (AA) value.

**Legend**

36.2	Results exceeds GAC.
<50	Results MDL is greater than GAC.
-	Determinand has not been tested for.

**Notes**

A range is given where a determinand has been analysed for by more than one method.



				Field_ID	BH07019-X-3.00-ES-200115	BH07019-X-3.00-ES-200115	BH07019-X-4.00-ES-200115	BH07019-X-4.00-ES-200115	BH07019-X-5.00-ES-200115	BH07019-X-5.00-ES-200115
				Location_Code	BH07019	BH07019	BH07019	BH07019	BH07019	BH07019
				Sample_Death_Range	3	3	4	4	5	5
				Sampled_Date_Time	15/01/2020	15/01/2020	15/01/2020	15/01/2020	15/01/2020	15/01/2020
				Matrix_Description						
				UK Drinking Water Standards						
				UK Estuaries and coastal waters EQS						
				UK Freshwater EQS						
Chem_Group	ChemName	output unit	EQL							
Metals	Antimony	µg/L	1	5 <sup>#1</sup>	-	2	-	4	-	29
	Arsenic	µg/L	0.5	10 <sup>#1</sup>	25 <sup>#2</sup>	50 <sup>#2</sup>	2	4	-	3
	Boron	µg/L	10	1000 <sup>#1</sup>	7000 <sup>#3</sup>	2000 <sup>#3</sup>	240	820	-	2040
	Cadmium	µg/L	0.02	5 <sup>#1</sup>	0.2 <sup>#4</sup>	0.08 <sup>#5</sup>	<0.02	0.05	-	0.78
	Chromium (hexavalent)	µg/L	3		0.6 <sup>#4</sup>	3.4 <sup>#4</sup>	-	<3	-	<3
	Chromium	µg/L	1	50 <sup>#1</sup>	0.6 <sup>#4</sup>	3.4 <sup>#6</sup>	-	<1	-	<1
	Chromium (Trivalent)	µg/L	3		4.7 <sup>#4</sup>	-	<3	-	<3	-
	Cobalt	µg/L	0.5		3 <sup>#7</sup>	-	<1	-	-	13
	Copper	µg/L	0.3	2000 <sup>#1</sup>	3.78 <sup>#8</sup>	1(bio) <sup>#9</sup>	<1	2	-	8
	Lead	µg/L	0.2	10 <sup>#1</sup>	1.3 <sup>#4</sup>	1.2(bio) <sup>#9</sup>	<1	3	-	4
	Mercury	µg/L	0.01	1 <sup>#1</sup>	0.07(MAC) <sup>#10</sup>	0.07(MAC) <sup>#10</sup>	<0.03	-	<0.03	-
	Molybdenum	µg/L	1	70 <sup>#11</sup>	-	-	19	14	-	21
	Nickel	µg/L	0.4	20 <sup>#1</sup>	8.6 <sup>#4</sup>	4(bio) <sup>#9</sup>	<1	10	-	14
	Selenium	µg/L	1	10 <sup>#1</sup>	-	-	4	<1	-	4
	Vanadium	µg/L	1		100 <sup>#12</sup>	20 <sup>#13</sup>	3	1	-	1
	Zinc	µg/L	1	3000 <sup>#14</sup>	-	10.9(bio) <sup>#9</sup>	<2	28	-	205
Inorganics	Available Phosphate	mg/l	6	-	-	-	-	-	-	-
	Available Phosphorus	mg/l	2	-	-	-	-	-	-	-
	Ammoniacal Nitrogen as N	mg/L	0.002		0.02 <sup>#2</sup>	0.6 <sup>#15</sup>	0.7	0.6	6.9	4.6
	Calcium	mg/L	0.2		-	27	-	247	-	791
	Chloride	mg/L	1	250 <sup>#1</sup>	1 <sup>#2</sup>	250 <sup>#3</sup>	13	20	-	298
	Cyanide (Free)	µg/L	2.5	50 <sup>#1</sup>	1 <sup>#2</sup>	-	<20	<20	-	<20
	Cyanide Total	µg/L	5	50 <sup>#1</sup>	1 <sup>#2</sup>	-	<20	<20	-	<20
	cyanides-complex	µg/L	5	50 <sup>#1</sup>	1 <sup>#2</sup>	-	-	-	-	-
	Fluoride	µg/L	100	1500 <sup>#1</sup>	5000 <sup>#7</sup>	1000 <sup>#16</sup>	700	200	-	200
	Magnesium	mg/L	0.036		-	-	8	40	-	75
Potassium	mg/L	0.2		-	-	12	32	-	58	
Sodium	mg/L	0.076		200 <sup>#1</sup>	-	41	44	-	127	
Sulphate	mg/L	2	250(SO4) <sup>#17</sup>		400 <sup>#3</sup>	138	654	-	1820	
Phenolics	Xylenols	µg/L	0.5		-	-	-	-	-	-
	Trimethylphenols	µg/L	0.5		-	<0.5	-	<0.5	-	<0.5
	Cresol Total	µg/L	0.5		-	0.7	-	<0.5	-	<0.5
	Dimethylphenols	µg/L	0.5		-	<0.5	-	<0.5	-	<0.5
	Phenol	µg/L	0.5	5800 <sup>#18</sup>	7.7 <sup>#2</sup>	7.7 <sup>#2</sup>	2	2.3	-	0.9
Phenols Monohydric	µg/L	0.5		-	-	-	-	-	-	
Other	Temperature	°C		-	-	-	-	-	-	-
	Conductivity @ 25oC	mS/cm	0.01		-	0.442	-	1.47	-	3.47
	Conductivity @ 20oC	µS/cm	14		-	-	-	-	-	-
	pH (Lab)	pH Units	1	6.5-9.5 <sup>#1</sup>	6-8.5(MAC) <sup>#19</sup>	6-9(MAC) <sup>#19</sup>	7.9	-	7.6	-

Field_ID	Location_Code	Sample_Depth_Range	Sampled_Date_Time	Matrix_Description
BH07019-X-3.00-ES-200115	BH07019	3	15/01/2020	UK Drinking Water Standards
BH07019-X-3.00-ES-200115	BH07019	3	15/01/2020	UK Estuaries and coastal waters EQS
BH07019-X-4.00-ES-200115	BH07019	4	15/01/2020	UK Freshwater EQS
BH07019-X-4.00-ES-200115	BH07019	4	15/01/2020	
BH07019-X-5.00-ES-200115	BH07019	5	15/01/2020	
BH07019-X-5.00-ES-200115	BH07019	5	15/01/2020	

Chem_Group	ChemName	output unit	EQL

**Environmental Standards Comments**

- #1:Water Supply (Water Quality) Regulations 2016.
- #2:Water Framework Directive (Standards and Classification) Directions (England and Wales) 2015.
- #3:Operational Targets and EQS. EA, April 2018
- #4:Water Framework Directive (Standards & Classification) Directions (England & Wales) 2015. Dissolved fraction.
- #5:Water Framework Directive (Standards & Classification) Directions (England & Wales) 2015. Dissolved fraction. Lowest criteria presented (<40mg/l of CaCO3). See 'further assessment' if criteria exceeded and hardness (CaCO3) data available.
- #6:Water Framework Directive (Standards and Classification) Directions (England and Wales) 2015. Dissolved Fraction. If hexavalent chromium (CrVI) data is available, a value of 4.7µg/l may be appropriate for the remaining trivalent chromium (CrIII).
- #7:Operational Targets and EQS. EA, April 2018. Dissolved fraction.
- #8:Water Framework Directive (Standards and Classification) Directions (England and Wales) 2015. Dissolved Fraction. If DOC >1mg/l then a higher criteria applies (3.76\*(2.677\*(DOC2+0.5))
- #9:Water Framework Directive (Standards & Classification) Directions (England & Wales) 2015. Dissolved & bioavailable (bio) fraction plus background. M-BAT tool to assess: <http://wfduk.org/resources/river-lakes-metal-bioavailability-assessment-tool-m-bat>
- #10:Water Framework Directive (Standards and Classification) Directions (England and Wales) 2015. Dissolved Fraction. MAC adopted in absence of AA value.
- #11:Guidelines for Drinking-water Quality, 4th Edition. WHO, 2011. Informal value.
- #12:Operational Targets and EQS. EA, April 2018.
- #13:Operational Targets and EQS. EA, April 2018. Lowest criteria presented (<200mg/l CaCO3). See 'further assessment' values if criteria exceeded and hardness (CaCO3) data available.
- #14:Guidelines for Drinking-water Quality, 4th Edition. WHO, 2011. Based on taste rather than a formal guideline.
- #15:Water Framework Directive (Standards and Classification) Directions (England and Wales) 2015. Indicator of 'good' status (90%ile) - Ammonia standard for lakes and rivers (total ammonia as nitrogen).
- #16:Operational Targets and EQS. EA, April 2018. Dissolved fraction. Lowest criteria presented (<50 mg/l CaCO3). See 'further assessment' values if criteria exceeded and hardness (CaCO3) data available.
- #17:Water Supply (Water Quality) Regulations 2016. As SO4.
- #18:US EPA Regional Screening Levels, May 2019. <https://www.epa.gov/risk/regional-screening-levels-rsls-generic-tables>
- #19:Operational Targets and EQS. EA, April 2018. Maximum Allowable Concentration (MAC) adopted in absence of Annual Average (AA) value.

**Legend**

36.2	Results exceeds GAC.
<50	Results MDL is greater than GAC.
-	Determinand has not been tested for.

**Notes**

A range is given where a determinand has been analysed for by more than one method.

				Field_ID	BH07019-X-6.00-ES-200115	BH07019-X-6.00-ES-200115	BH07019-X-7.00-ES-200115	BH07019-X-7.00-ES-200115	BH07019-X-8.00-ES-200115	BH07019-X-8.00-ES-200115	
				Location_Code	BH07019	BH07019	BH07019	BH07019	BH07019	BH07019	
				Sample_Death_Range	6	6	7	7	8	8	
				Sampled_Date_Time	15/01/2020	15/01/2020	15/01/2020	15/01/2020	15/01/2020	15/01/2020	
				Matrix_Description							
				UK Drinking Water Standards							
				UK Estuaries and coastal waters EQS							
				UK Freshwater EQS							
Chem_Group	ChemName	output unit	EQL								
Metals	Antimony	µg/L	1	5 <sup>#1</sup>	-	2	-	10	-	2	
	Arsenic	µg/L	0.5	10 <sup>#1</sup>	25 <sup>#2</sup>	50 <sup>#2</sup>	4	10	-	23	
	Boron	µg/L	10	1000 <sup>#1</sup>	7000 <sup>#3</sup>	2000 <sup>#3</sup>	940	3950	-	1900	
	Cadmium	µg/L	0.02	5 <sup>#1</sup>	0.2 <sup>#4</sup>	0.08 <sup>#5</sup>	<0.02	<0.02	-	<0.02	
	Chromium (hexavalent)	µg/L	3	0.6 <sup>#4</sup>	3.4 <sup>#4</sup>	3.4 <sup>#6</sup>	-	<3	-	<3	
	Chromium	µg/L	1	50 <sup>#1</sup>	0.6 <sup>#4</sup>	3.4 <sup>#6</sup>	-	<1	-	<1	
	Chromium (Trivalent)	µg/L	3	5 <sup>#7</sup>	4.7 <sup>#4</sup>	4.7 <sup>#4</sup>	-	<3	-	<3	
	Cobalt	µg/L	0.5	2000 <sup>#1</sup>	3.7 <sup>#8</sup>	3 <sup>#7</sup>	-	<1	-	<1	
	Copper	µg/L	0.3	10 <sup>#1</sup>	1.3 <sup>#4</sup>	1.20 <sup>#9</sup>	-	<1	-	<1	
	Lead	µg/L	0.2	10 <sup>#1</sup>	1.3 <sup>#4</sup>	1.20 <sup>#9</sup>	-	<1	-	<1	
	Mercury	µg/L	0.01	1 <sup>#1</sup>	0.07(MAC) <sup>#10</sup>	0.07(MAC) <sup>#10</sup>	0.03	<0.03	-	<0.03	
	Molybdenum	µg/L	1	70 <sup>#11</sup>	-	-	7	79	-	39	
	Nickel	µg/L	0.4	20 <sup>#1</sup>	8.6 <sup>#4</sup>	4.0 <sup>#9</sup>	15	2	-	4	
	Selenium	µg/L	1	10 <sup>#1</sup>	-	-	<1	<1	-	<1	
	Vanadium	µg/L	1	10 <sup>#1</sup>	100 <sup>#12</sup>	20 <sup>#13</sup>	<1	3	-	3	
Zinc	µg/L	1	3000 <sup>#14</sup>	-	10.9 <sup>#9</sup>	50	3	-	4		
Inorganics	Available Phosphate	mg/l	6	-	-	-	-	-	-	-	
	Available Phosphorus	mg/l	2	-	-	-	-	-	-	-	
	Ammoniacal Nitrogen as N	mg/L	0.002	0.02 <sup>#2</sup>	0.6 <sup>#15</sup>	8.7	8.6	8.6	55.8	56	38
	Calcium	mg/L	0.2	-	-	362	50	114	-	80	
	Chloride	mg/L	1	250 <sup>#1</sup>	250 <sup>#3</sup>	-	-	571	-	850	
	Cyanide (Free)	µg/L	2.5	50 <sup>#1</sup>	1 <sup>#2</sup>	-	<20	<20	-	<20	
	Cyanide Total	µg/L	5	50 <sup>#1</sup>	1 <sup>#2</sup>	-	<20	<20	-	<20	
	cyanides-complex	µg/L	5	50 <sup>#1</sup>	1 <sup>#2</sup>	-	-	-	-	-	
	Fluoride	µg/L	100	1500 <sup>#1</sup>	5000 <sup>#7</sup>	1000 <sup>#16</sup>	200	400	-	400	
	Magnesium	mg/L	0.036	-	-	55	-	101	-	76	
Potassium	mg/L	0.2	-	-	37	-	123	-	82		
Sodium	mg/L	0.076	200 <sup>#1</sup>	-	60	-	506	-	663		
Sulphate	mg/L	2	250(SO4) <sup>#17</sup>	400 <sup>#3</sup>	918	-	582	-	441		
Phenolics	Xylenols	µg/L	0.5	-	-	-	-	-	-	-	
	Trimethylphenols	µg/L	0.5	-	-	<0.5	<0.5	<0.5	-	<0.5	
	Cresol Total	µg/L	0.5	-	-	<0.5	<0.5	<0.5	-	<0.5	
	Dimethylphenols	µg/L	0.5	-	-	<0.5	<0.5	<0.5	-	<0.5	
	Phenol	µg/L	0.5	5800 <sup>#18</sup>	7.7 <sup>#2</sup>	1.6	-	3	-	5.3	
	Phenols Monohydric	µg/L	0.5	-	-	-	-	-	-	-	
Other	Temperature	°C	-	-	-	-	-	-	-	-	
	Conductivity @ 25oC	mS/cm	0.01	-	-	1.99	-	3.88	-	4.19	
	Conductivity @ 20oC	µS/cm	14	-	-	-	-	-	-	-	
	pH (Lab)	pH Units	1	6.5-9.5 <sup>#1</sup>	6-8.5(MAC) <sup>#19</sup>	6-9(MAC) <sup>#19</sup>	7.2	-	8.1	-	8

Field_ID	Location_Code	Sample_Depth_Range	Sampled_Date_Time	Matrix_Description
BH07019-X-6.00-ES-200115	BH07019	6	15/01/2020	UK Drinking Water Standards
BH07019-X-6.00-ES-200115	BH07019	6	15/01/2020	UK Estuaries and coastal waters EQS
BH07019-X-7.00-ES-200115	BH07019	7	15/01/2020	UK Freshwater EQS
BH07019-X-7.00-ES-200115	BH07019	7	15/01/2020	
BH07019-X-8.00-ES-200115	BH07019	8	15/01/2020	
BH07019-X-8.00-ES-200115	BH07019	8	15/01/2020	

Chem_Group	ChemName	output unit	EQL

**Environmental Standards Comments**

- #1:Water Supply (Water Quality) Regulations 2016.
- #2:Water Framework Directive (Standards and Classification) Directions (England and Wales) 2015.
- #3:Operational Targets and EQS. EA, April 2018
- #4:Water Framework Directive (Standards & Classification) Directions (England & Wales) 2015. Dissolved fraction.
- #5:Water Framework Directive (Standards & Classification) Directions (England & Wales) 2015. Dissolved fraction. Lowest criteria presented (<40mg/l of CaCO3). See 'further assessment' if criteria exceeded and hardness (CaCO3) data available.
- #6:Water Framework Directive (Standards and Classification) Directions (England and Wales) 2015. Dissolved Fraction. If hexavalent chromium (CrVI) data is available, a value of 4.7µg/l may be appropriate for the remaining trivalent chromium (CrIII).
- #7:Operational Targets and EQS. EA, April 2018. Dissolved fraction.
- #8:Water Framework Directive (Standards and Classification) Directions (England and Wales) 2015. Dissolved Fraction. If DOC >1mg/l then a higher criteria applies (3.76\*(2.677\*(DOC2+0.5))
- #9:Water Framework Directive (Standards & Classification) Directions (England & Wales) 2015. Dissolved & bioavailable (bio) fraction plus background. M-BAT tool to assess: <http://wfd.uk.org/resources/river-lakes-metal-bioavailability-assessment-tool-m-bat>
- #10:Water Framework Directive (Standards and Classification) Directions (England and Wales) 2015. Dissolved Fraction. MAC adopted in absence of AA value.
- #11:Guidelines for Drinking-water Quality, 4th Edition. WHO, 2011. Informal value.
- #12:Operational Targets and EQS. EA, April 2018.
- #13:Operational Targets and EQS. EA, April 2018. Lowest criteria presented (<200mg/l CaCO3). See 'further assessment' values if criteria exceeded and hardness (CaCO3) data available.
- #14:Guidelines for Drinking-water Quality, 4th Edition. WHO, 2011. Based on taste rather than a formal guideline.
- #15:Water Framework Directive (Standards and Classification) Directions (England and Wales) 2015. Indicator of 'good' status (90%ile) - Ammonia standard for lakes and rivers (total ammonia as nitrogen).
- #16:Operational Targets and EQS. EA, April 2018. Dissolved fraction. Lowest criteria presented (<50 mg/l CaCO3). See 'further assessment' values if criteria exceeded and hardness (CaCO3) data available.
- #17:Water Supply (Water Quality) Regulations 2016. As SO4.
- #18:US EPA Regional Screening Levels, May 2019. <https://www.epa.gov/risk/regional-screening-levels-rsls-generic-tables>
- #19:Operational Targets and EQS. EA, April 2018. Maximum Allowable Concentration (MAC) adopted in absence of Annual Average (AA) value.

**Legend**

36.2	Results exceeds GAC.
<50	Results MDL is greater than GAC.
-	Determinand has not been tested for.

**Notes**

A range is given where a determinand has been analysed for by more than one method.

				Field_ID	BH07020-X-1.00-ES-200113	BH07020-X-13.70-ES-200120	BH07020-X-13.70-ES-200120	BH07020-X-14.00-ES-200120	BH07020-X-14.00-ES-200120	BH07020-X-14.00-ES-200120	BH07020-X-2.00-ES-200117
				Location_Code	BH07020	BH07020	BH07020	BH07020	BH07020	BH07020	BH07020
				Sample_Death_Range	1	13.7	13.7	14	14	14	2
				Sampled_Date_Time	13/01/2020	20/01/2020	20/01/2020	20/01/2020	20/01/2020	20/01/2020	17/01/2020
				Matrix_Description							
				UK Drinking Water Standards							
				UK Estuaries and coastal waters EQS							
				UK Freshwater EQS							
Chem_Group	ChemName	output unit	EQL								
Metals	Antimony	µg/L	1	5 <sup>#1</sup>			<1	12	-	2	-
	Arsenic	µg/L	0.5	10 <sup>#1</sup>	25 <sup>#2</sup>	50 <sup>#2</sup>	2	7	-	23	-
	Boron	µg/L	10	1000 <sup>#1</sup>	7000 <sup>#3</sup>	2000 <sup>#3</sup>	190	2770	-	840	-
	Cadmium	µg/L	0.02	5 <sup>#1</sup>	0.2 <sup>#4</sup>	0.08 <sup>#5</sup>	<0.02	0.03	-	<0.02	-
	Chromium (hexavalent)	µg/L	3		0.6 <sup>#4</sup>	3.4 <sup>#4</sup>	<3	<3	-	<3	-
	Chromium	µg/L	1	50 <sup>#1</sup>	0.6 <sup>#4</sup>	3.4 <sup>#5</sup>	<1	<1	-	<1	-
	Chromium (Trivalent)	µg/L	3			4.7 <sup>#4</sup>	<3	<3	-	<3	-
	Cobalt	µg/L	0.5		3 <sup>#7</sup>	3 <sup>#7</sup>	<1	<1	-	<1	-
	Copper	µg/L	0.3	2000 <sup>#1</sup>	3.78 <sup>#8</sup>	1(bio) <sup>#9</sup>	<1	<1	-	<1	-
	Lead	µg/L	0.2	10 <sup>#1</sup>	1.3 <sup>#4</sup>	1.2(bio) <sup>#9</sup>	<1	<1	-	<1	-
	Mercury	µg/L	0.01	1 <sup>#1</sup>	0.07(MAC) <sup>#10</sup>	0.07(MAC) <sup>#10</sup>	0.04	<0.03	-	<0.03	-
	Molybdenum	µg/L	1	70 <sup>#11</sup>			20	72	-	15	-
	Nickel	µg/L	0.4	20 <sup>#1</sup>	8.6 <sup>#4</sup>	4(bio) <sup>#9</sup>	2	1	-	1	-
	Selenium	µg/L	1	10 <sup>#1</sup>			20	<1	-	<1	-
	Vanadium	µg/L	1		100 <sup>#12</sup>	20 <sup>#13</sup>	1	8	-	94	-
	Zinc	µg/L	1	3000 <sup>#14</sup>		10.9(bio) <sup>#9</sup>	4	<2	-	<2	-
	Inorganics	Available Phosphate	mg/l	6				-	-	-	-
Available Phosphorus		mg/l	2				-	-	-	-	-
Ammoniacal Nitrogen as N		mg/L	0.002		0.02 <sup>#2</sup>	0.6 <sup>#15</sup>	0.7	25.6	25.6	15.7	15.7
Calcium		mg/L	0.2				78	75	-	22	-
Chloride		mg/L	1	250 <sup>#1</sup>		250 <sup>#3</sup>	15	1840	-	877	-
Cyanide (Free)		µg/L	2.5	50 <sup>#1</sup>	1 <sup>#2</sup>	1 <sup>#2</sup>	<20	<20	-	<20	-
Cyanide Total		µg/L	5	50 <sup>#1</sup>	1 <sup>#2</sup>	1 <sup>#2</sup>	<20	<20	-	<20	-
cyanides-complex		µg/L	5	50 <sup>#1</sup>	1 <sup>#2</sup>	1 <sup>#2</sup>	-	-	-	-	-
Fluoride		µg/L	100	1500 <sup>#1</sup>	5000 <sup>#7</sup>	1000 <sup>#16</sup>	500	300	-	600	-
Magnesium		mg/L	0.036				28	94	-	36	-
Potassium		mg/L	0.2				23	94	-	74	-
Sodium	mg/L	0.076		200 <sup>#1</sup>		67	1190	-	683	-	
Sulphate	mg/L	2	250(SO4) <sup>#17</sup>		400 <sup>#3</sup>	380	212	-	36	-	
Phenolics	Xylenols	µg/L	0.5				-	-	-	-	-
	Trimethylphenols	µg/L	0.5				<0.5	<0.5	-	<0.5	-
	Cresol Total	µg/L	0.5				<0.5	<0.5	-	<0.5	-
	Dimethylphenols	µg/L	0.5				<0.5	<0.5	-	<0.5	-
	Phenol	µg/L	0.5	5800 <sup>#18</sup>	7.7 <sup>#2</sup>	7.7 <sup>#2</sup>	<0.5	<0.5	-	5	-
	Phenols Monohydric	µg/L	0.5				<0.5	<0.5	-	<0.5	-
Other	Temperature	°C					-	-	-	-	-
	Conductivity @ 25oC	mS/cm	0.01				0.911	6.36	-	3.63	-
	Conductivity @ 20oC	µS/cm	14				-	-	-	-	-
	pH (Lab)	pH Units	1	6.5-9.5 <sup>#1</sup>	6-8.5(MAC) <sup>#19</sup>	6-9(MAC) <sup>#19</sup>	7.9	8	-	8.3	-

Field_ID	Location_Code	Sample_Depth_Range	Sampled_Date_Time	Matrix_Description
BH07020-X-1.00-ES-200113	BH07020	13.7	13/01/2020	UK Drinking Water Standards
BH07020-X-13.70-ES-200120	BH07020	13.7	20/01/2020	UK Estuaries and coastal waters EQS
BH07020-X-13.70-ES-200120	BH07020	13.7	20/01/2020	UK Freshwater EQS
BH07020-X-14.00-ES-200120	BH07020	14	20/01/2020	
BH07020-X-14.00-ES-200120	BH07020	14	20/01/2020	
BH07020-X-2.00-ES-200117	BH07020	2	17/01/2020	

Chem_Group	ChemName	output unit	EQL

**Environmental Standards Comments**

- #1:Water Supply (Water Quality) Regulations 2016.
- #2:Water Framework Directive (Standards and Classification) Directions (England and Wales) 2015.
- #3:Operational Targets and EQS. EA, April 2018
- #4:Water Framework Directive (Standards & Classification) Directions (England & Wales) 2015. Dissolved fraction.
- #5:Water Framework Directive (Standards & Classification) Directions (England & Wales) 2015. Dissolved fraction. Lowest criteria presented (<40mg/l of CaCO3). See 'further assessment' if criteria exceeded and hardness (CaCO3) data available.
- #6:Water Framework Directive (Standards and Classification) Directions (England and Wales) 2015. Dissolved Fraction. If hexavalent chromium (CrVI) data is available, a value of 4.7µg/l may be appropriate for the remaining trivalent chromium (CrIII).
- #7:Operational Targets and EQS. EA, April 2018. Dissolved fraction.
- #8:Water Framework Directive (Standards and Classification) Directions (England and Wales) 2015. Dissolved Fraction. If DOC >1mg/l then a higher criteria applies (3.76\*(2.677\*(DOC2+0.5))
- #9:Water Framework Directive (Standards & Classification) Directions (England & Wales) 2015. Dissolved & bioavailable (bio) fraction plus background. M-BAT tool to assess: <http://wfd.uk.org/resources/river-lakes-metal-bioavailability-assessment-tool-m-bat>
- #10:Water Framework Directive (Standards and Classification) Directions (England and Wales) 2015. Dissolved Fraction. MAC adopted in absence of AA value.
- #11:Guidelines for Drinking-water Quality, 4th Edition. WHO, 2011. Informal value.
- #12:Operational Targets and EQS. EA, April 2018.
- #13:Operational Targets and EQS. EA, April 2018. Lowest criteria presented (<200mg/l CaCO3). See 'further assessment' values if criteria exceeded and hardness (CaCO3) data available.
- #14:Guidelines for Drinking-water Quality, 4th Edition. WHO, 2011. Based on taste rather than a formal guideline.
- #15:Water Framework Directive (Standards and Classification) Directions (England and Wales) 2015. Indicator of 'good' status (90%ile) - Ammonia standard for lakes and rivers (total ammonia as nitrogen).
- #16:Operational Targets and EQS. EA, April 2018. Dissolved fraction. Lowest criteria presented (<50 mg/l CaCO3). See 'further assessment' values if criteria exceeded and hardness (CaCO3) data available.
- #17:Water Supply (Water Quality) Regulations 2016. As SO4.
- #18:US EPA Regional Screening Levels, May 2019. <https://www.epa.gov/risk/regional-screening-levels-rsls-generic-tables>
- #19:Operational Targets and EQS. EA, April 2018. Maximum Allowable Concentration (MAC) adopted in absence of Annual Average (AA) value.

**Legend**

36.2	Results exceeds GAC.
<50	Results MDL is greater than GAC.
-	Determinand has not been tested for.

**Notes**

A range is given where a determinand has been analysed for by more than one method.

				Field_ID	BH07020-X-2.00-ES-200117	BH07020-X-3.00-ES-200117	BH07020-X-3.00-ES-200117	BH07020-X-4.00-ES-200117	BH07020-X-4.00-ES-200117	BH07020-X-5.00-ES-200117		
				Location_Code	BH07020	BH07020	BH07020	BH07020	BH07020	BH07020		
				Sample_Death_Range	2	3	3	4	4	5		
				Sampled_Date_Time	17/01/2020	17/01/2020	17/01/2020	17/01/2020	17/01/2020	17/01/2020		
				Matrix_Description								
				UK Drinking Water Standards								
				UK Estuaries and coastal waters EQS								
				UK Freshwater EQS								
Chem_Group	ChemName	output unit	EQL									
Metals	Antimony	µg/L	5 <sup>#1</sup>				<1	-	<1	-	14	5
	Arsenic	µg/L	10 <sup>#1</sup>	25 <sup>#2</sup>	50 <sup>#2</sup>		<1	-	<1	-	2	<1
	Boron	µg/L	1000 <sup>#1</sup>	7000 <sup>#3</sup>	2000 <sup>#3</sup>		260	-	140	-	1210	430
	Cadmium	µg/L	0.02	5 <sup>#1</sup>	0.2 <sup>#4</sup>	0.08 <sup>#5</sup>	0.02	-	<0.02	-	0.73	0.5
	Chromium (hexavalent)	µg/L	3	0.6 <sup>#4</sup>	3.4 <sup>#4</sup>		<3	-	<3	-	<3	<3
	Chromium	µg/L	1	50 <sup>#1</sup>	0.6 <sup>#4</sup>	3.4 <sup>#6</sup>	<1	-	<1	-	<1	<1
	Chromium (Trivalent)	µg/L	3		4.7 <sup>#4</sup>		<3	-	<3	-	<3	<3
	Cobalt	µg/L	0.5		3 <sup>#7</sup>		1	-	<1	-	15	5
	Copper	µg/L	0.3	2000 <sup>#1</sup>	3.76 <sup>#8</sup>	1.16 <sup>#9</sup>	1	-	<1	-	23	7
	Lead	µg/L	0.2	10 <sup>#1</sup>	1.3 <sup>#4</sup>	1.21 <sup>#9</sup>	<1	-	<1	-	3	2
	Mercury	µg/L	0.01	1 <sup>#1</sup>	0.07 <sup>#10</sup>	0.07 <sup>#10</sup>	<0.03	-	<0.03	-	<0.03	0.05
	Molybdenum	µg/L	1	70 <sup>#11</sup>	5		5	-	4	-	22	10
	Nickel	µg/L	0.4	20 <sup>#1</sup>	8.6 <sup>#4</sup>	4.1 <sup>#9</sup>	5	-	3	-	21	11
	Selenium	µg/L	1	10 <sup>#1</sup>			11	-	7	-	3	1
	Vanadium	µg/L	1		100 <sup>#12</sup>	20 <sup>#13</sup>	<1	-	<1	-	2	<1
	Zinc	µg/L	1	3000 <sup>#14</sup>		10.9 <sup>#9</sup>	<2	-	<2	-	274	94
Inorganics	Available Phosphate	mg/l	6				-	-	-	-	-	-
	Available Phosphorus	mg/l	2				-	-	-	-	-	-
	Ammoniacal Nitrogen as N	mg/L	0.002		0.02 <sup>#2</sup>	0.6 <sup>#15</sup>	0.03	0.06	0.06	4.3	4.3	0.5
	Calcium	mg/L	0.2			565		62		710	667	
	Chloride	mg/L	1	250 <sup>#1</sup>		17		18		94	12	
	Cyanide (Free)	µg/L	2.5	50 <sup>#1</sup>	1 <sup>#2</sup>	<20	<20	<20	<20	<20	<20	
	Cyanide Total	µg/L	5	50 <sup>#1</sup>	1 <sup>#2</sup>	<20	<20	<20	<20	<20	<20	
	Cyanides-complex	µg/L	5	50 <sup>#1</sup>	1 <sup>#2</sup>	<20	<20	<20	<20	<20	<20	
	Fluoride	µg/L	100	1500 <sup>#1</sup>	5000 <sup>#7</sup>	1000 <sup>#16</sup>	300	-	600	-	200	200
	Magnesium	mg/L	0.036			87		24		67	39	
	Potassium	mg/L	0.2			42		28		45	20	
Sodium	mg/L	0.076	200 <sup>#1</sup>		98		91		111	28		
Sulphate	mg/L	2	250 <sup>#17</sup>		400 <sup>#3</sup>	1890	-	325	-	2030	1700	
Phenolics	Xylenols	µg/L	0.5				-	-	-	-	-	-
	Trimethylphenols	µg/L	0.5				<0.5	<0.5	<0.5	<0.5	<0.5	<0.5
	Cresol Total	µg/L	0.5				<0.5	<0.5	<0.5	<0.5	<0.5	<0.5
	Dimethylphenols	µg/L	0.5				<0.5	<0.5	<0.5	<0.5	<0.5	<0.5
	Phenol	µg/L	0.5	5800 <sup>#18</sup>	7.7 <sup>#2</sup>	7.7 <sup>#2</sup>	<0.5	-	0.8	-	0.6	<0.5
Phenols Monohydric	µg/L	0.5				<0.5	<0.5	<0.5	<0.5	<0.5	<0.5	
Other	Temperature	°C					-	-	-	-	-	-
	Conductivity @ 25oC	mS/cm	0.01				2.63	0.988	-	2.98	2.37	
	Conductivity @ 20oC	µS/cm	14				-	-	-	-	-	
	pH (Lab)	pH Units	1	6.5-9.5 <sup>#1</sup>	6-8.5 <sup>#19</sup>	6-9 <sup>#19</sup>	7.4	-	7.9	-	7.6	7.4

Field_ID	Location_Code	Sample_Depth_Range	Sampled_Date_Time	Matrix_Description
BH07020-X-2.00-ES-200117	BH07020	2	17/01/2020	UK Drinking Water Standards
BH07020-X-3.00-ES-200117	BH07020	3	17/01/2020	UK Estuaries and coastal waters EQS
BH07020-X-3.00-ES-200117	BH07020	3	17/01/2020	UK Freshwater EQS
BH07020-X-4.00-ES-200117	BH07020	4	17/01/2020	
BH07020-X-4.00-ES-200117	BH07020	4	17/01/2020	
BH07020-X-5.00-ES-200117	BH07020	5	17/01/2020	

Chem_Group	ChemName	output unit	EQL

**Environmental Standards Comments**

- #1:Water Supply (Water Quality) Regulations 2016.
- #2:Water Framework Directive (Standards and Classification) Directions (England and Wales) 2015.
- #3:Operational Targets and EQS. EA, April 2018
- #4:Water Framework Directive (Standards & Classification) Directions (England & Wales) 2015. Dissolved fraction.
- #5:Water Framework Directive (Standards & Classification) Directions (England & Wales) 2015. Dissolved fraction. Lowest criteria presented (<40mg/l of CaCO3). See 'further assessment' if criteria exceeded and hardness (CaCO3) data available.
- #6:Water Framework Directive (Standards and Classification) Directions (England and Wales) 2015. Dissolved Fraction. If hexavalent chromium (CrVI) data is available, a value of 4.7µg/l may be appropriate for the remaining trivalent chromium (CrIII).
- #7:Operational Targets and EQS. EA, April 2018. Dissolved fraction.
- #8:Water Framework Directive (Standards and Classification) Directions (England and Wales) 2015. Dissolved Fraction. If DOC >1mg/l then a higher criteria applies (3.76\*(2.677\*(DOC2+0.5)))
- #9:Water Framework Directive (Standards & Classification) Directions (England & Wales) 2015. Dissolved & bioavailable (bio) fraction plus background. M-BAT tool to assess: <http://wfd.uk.org/resources/river-lakes-metal-bioavailability-assessment-tool-m-bat>
- #10:Water Framework Directive (Standards and Classification) Directions (England and Wales) 2015. Dissolved Fraction. MAC adopted in absence of AA value.
- #11:Guidelines for Drinking-water Quality, 4th Edition. WHO, 2011. Informal value.
- #12:Operational Targets and EQS. EA, April 2018.
- #13:Operational Targets and EQS. EA, April 2018. Lowest criteria presented (<200mg/l CaCO3). See 'further assessment' values if criteria exceeded and hardness (CaCO3) data available.
- #14:Guidelines for Drinking-water Quality, 4th Edition. WHO, 2011. Based on taste rather than a formal guideline.
- #15:Water Framework Directive (Standards and Classification) Directions (England and Wales) 2015. Indicator of 'good' status (90%ile) - Ammonia standard for lakes and rivers (total ammonia as nitrogen).
- #16:Operational Targets and EQS. EA, April 2018. Dissolved fraction. Lowest criteria presented (<50 mg/l CaCO3). See 'further assessment' values if criteria exceeded and hardness (CaCO3) data available.
- #17:Water Supply (Water Quality) Regulations 2016. As SO4.
- #18:US EPA Regional Screening Levels, May 2019. <https://www.epa.gov/risk/regional-screening-levels-rsls-generic-tables>
- #19:Operational Targets and EQS. EA, April 2018. Maximum Allowable Concentration (MAC) adopted in absence of Annual Average (AA) value.

**Legend**

36.2	Results exceeds GAC.
<50	Results MDL is greater than GAC.
-	Determinand has not been tested for.

**Notes**

A range is given where a determinand has been analysed for by more than one method.



				Field_ID	BH07020-X-5.00-ES-200117	BH07020-X-6.00-ES-200117	BH07020-X-8.00-ES-200117	BH07020-X-7.00-ES-200120	BH07020-X-7.00-ES-200120	BH07020-X-7.50-ES-200120
				Location_Code	BH07020	BH07020	BH07020	BH07020	BH07020	BH07020
				Sample_DePTH_Range	5	6	6	7	7	7.5
				Sampled_Date_Time	17/01/2020	17/01/2020	17/01/2020	20/01/2020	20/01/2020	20/01/2020
				Matrix_Description						
				UK Drinking Water Standards						
				UK Estuaries and coastal waters EQS						
				UK Freshwater EQS						
Chem_Group	ChemName	output unit	EQL							
Metals	Antimony	µg/L	1	5 <sup>#1</sup>	-	3	-	15	-	5
	Arsenic	µg/L	0.5	10 <sup>#1</sup>	25 <sup>#2</sup>	50 <sup>#2</sup>	1	3	-	6
	Boron	µg/L	10	1000 <sup>#1</sup>	7000 <sup>#3</sup>	2000 <sup>#3</sup>	1170	2160	-	960
	Cadmium	µg/L	0.02	5 <sup>#1</sup>	0.2 <sup>#4</sup>	0.08 <sup>#5</sup>	1.66	<0.02	-	<0.02
	Chromium (hexavalent)	µg/L	3		0.6 <sup>#4</sup>	3.4 <sup>#4</sup>	-	<3	-	<3
	Chromium	µg/L	1	50 <sup>#1</sup>	0.6 <sup>#4</sup>	3.4 <sup>#6</sup>	-	<1	-	1
	Chromium (Trivalent)	µg/L	3			4.7 <sup>#4</sup>	-	<3	-	<3
	Cobalt	µg/L	0.5			3 <sup>#7</sup>	-	<1	-	<1
	Copper	µg/L	0.3	2000 <sup>#1</sup>	3.76 <sup>#8</sup>	1(bio) <sup>#9</sup>	9	-	-	2
	Lead	µg/L	0.2	10 <sup>#1</sup>	1.3 <sup>#4</sup>	1.2(bio) <sup>#9</sup>	<1	<1	-	<1
	Mercury	µg/L	0.01	1 <sup>#1</sup>	0.07(MAC) <sup>#10</sup>	0.07(MAC) <sup>#10</sup>	<0.03	<0.03	-	<0.03
	Molybdenum	µg/L	1	70 <sup>#11</sup>			12	97	-	17
	Nickel	µg/L	0.4	20 <sup>#1</sup>	8.6 <sup>#4</sup>	4(bio) <sup>#9</sup>	6	3	-	4
	Selenium	µg/L	1	10 <sup>#1</sup>			<1	<1	-	<1
	Vanadium	µg/L	1		100 <sup>#12</sup>	20 <sup>#13</sup>	<1	2	-	11
	Zinc	µg/L	1	3000 <sup>#14</sup>		10.9(bio) <sup>#9</sup>	33	<2	-	<2
Inorganics	Available Phosphate	mg/l	6			-	-	-	-	-
	Available Phosphorus	mg/l	2			-	-	-	-	-
	Ammoniacal Nitrogen as N	mg/L	0.002		0.02 <sup>#2</sup>	0.6 <sup>#15</sup>	0.5	1.7	23.1	23.1
	Calcium	mg/L	0.2				1.7	1.7	23.1	18.1
	Chloride	mg/L	1	250 <sup>#1</sup>		250 <sup>#3</sup>	673	-	106	9
	Cyanide (Free)	µg/L	2.5	50 <sup>#1</sup>	1 <sup>#2</sup>	1 <sup>#2</sup>	38	-	203	329
	Cyanide Total	µg/L	5	50 <sup>#1</sup>	1 <sup>#2</sup>	1 <sup>#2</sup>	<20	-	<20	20
	cyanides-complex	µg/L	5	50 <sup>#1</sup>	1 <sup>#2</sup>	1 <sup>#2</sup>	<20	-	<20	20
	Fluoride	µg/L	100	1500 <sup>#1</sup>		5000 <sup>#7</sup>	1000 <sup>#16</sup>	-	-	-
	Magnesium	mg/L	0.036				200	300	-	700
	Potassium	mg/L	0.2				32	50	-	11
Sodium	mg/L	0.076				2	62	-	41	
Sulphate	mg/L	2	200 <sup>#1</sup>	250(SO4) <sup>#17</sup>	400 <sup>#3</sup>	40	169	495	254	
Phenolics	Xylenols	µg/L	0.5				1690	495	43	
	Trimethylphenols	µg/L	0.5				-	-	-	-
	Cresol Total	µg/L	0.5				<0.5	<0.5	<0.5	<0.5
	Dimethylphenols	µg/L	0.5				<0.5	<0.5	<0.5	0.9
	Phenol	µg/L	0.5	5800 <sup>#18</sup>	7.7 <sup>#2</sup>	7.7 <sup>#2</sup>	<0.5	<0.5	<0.5	<0.5
	Phenols Monohydric	µg/L	0.5				<0.5	<0.5	1.2	5.8
Other	Temperature	°C								
	Conductivity @ 25oC	mS/cm	0.01				2.31	1.89	-	1.59
	Conductivity @ 20oC	µS/cm	14				-	-	-	-
	pH (Lab)	pH Units	1	6.5-9.5 <sup>#1</sup>	6-8.5(MAC) <sup>#19</sup>	6-9(MAC) <sup>#19</sup>	7.6	-	8	-

Field_ID	Location_Code	Sample_Depth_Range	Sampled_Date_Time	Matrix_Description
BH07020-X-5.00-ES-200117	BH07020	5	17/01/2020	UK Drinking Water Standards
BH07020-X-6.00-ES-200117	BH07020	6	17/01/2020	UK Estuaries and coastal waters EQS
BH07020-X-8.00-ES-200117	BH07020	8	17/01/2020	UK Freshwater EQS
BH07020-X-7.00-ES-200120	BH07020	7	20/01/2020	
BH07020-X-7.00-ES-200120	BH07020	7	20/01/2020	
BH07020-X-7.50-ES-200120	BH07020	7.5	20/01/2020	

Chem_Group	ChemName	output unit	EQL

**Environmental Standards Comments**

- #1:Water Supply (Water Quality) Regulations 2016.
- #2:Water Framework Directive (Standards and Classification) Directions (England and Wales) 2015.
- #3:Operational Targets and EQS. EA, April 2018
- #4:Water Framework Directive (Standards & Classification) Directions (England & Wales) 2015. Dissolved fraction.
- #5:Water Framework Directive (Standards & Classification) Directions (England & Wales) 2015. Dissolved fraction. Lowest criteria presented (<40mg/l of CaCO3). See 'further assessment' if criteria exceeded and hardness (CaCO3) data available.
- #6:Water Framework Directive (Standards and Classification) Directions (England and Wales) 2015. Dissolved Fraction. If hexavalent chromium (CrVI) data is available, a value of 4.7µg/l may be appropriate for the remaining trivalent chromium (CrIII).
- #7:Operational Targets and EQS. EA, April 2018. Dissolved fraction.
- #8:Water Framework Directive (Standards and Classification) Directions (England and Wales) 2015. Dissolved Fraction. If DOC >1mg/l then a higher criteria applies (3.76\*(2.677\*(DOC2+0.5))
- #9:Water Framework Directive (Standards & Classification) Directions (England & Wales) 2015. Dissolved & bioavailable (bio) fraction plus background. M-BAT tool to assess: <http://wfd.uk.org/resources/river-lakes-metal-bioavailability-assessment-tool-m-bat>
- #10:Water Framework Directive (Standards and Classification) Directions (England and Wales) 2015. Dissolved Fraction. MAC adopted in absence of AA value.
- #11:Guidelines for Drinking-water Quality, 4th Edition. WHO, 2011. Informal value.
- #12:Operational Targets and EQS. EA, April 2018.
- #13:Operational Targets and EQS. EA, April 2018. Lowest criteria presented (<200mg/l CaCO3). See 'further assessment' values if criteria exceeded and hardness (CaCO3) data available.
- #14:Guidelines for Drinking-water Quality, 4th Edition. WHO, 2011. Based on taste rather than a formal guideline.
- #15:Water Framework Directive (Standards and Classification) Directions (England and Wales) 2015. Indicator of 'good' status (90%ile) - Ammonia standard for lakes and rivers (total ammonia as nitrogen).
- #16:Operational Targets and EQS. EA, April 2018. Dissolved fraction. Lowest criteria presented (<50 mg/l CaCO3). See 'further assessment' values if criteria exceeded and hardness (CaCO3) data available.
- #17:Water Supply (Water Quality) Regulations 2016. As SO4.
- #18:US EPA Regional Screening Levels, May 2019. <https://www.epa.gov/risk/regional-screening-levels-rsls-generic-tables>
- #19:Operational Targets and EQS. EA, April 2018. Maximum Allowable Concentration (MAC) adopted in absence of Annual Average (AA) value.

**Legend**

36.2	Results exceeds GAC.
<50	Results MDL is greater than GAC.
-	Determinand has not been tested for.

**Notes**

A range is given where a determinand has been analysed for by more than one method.

				Field_ID	BH07020-X-7.50-ES-200120	BH07020-X-8.00-ES-200120	BH07020-X-8.00-ES-200120	BH07021-X-2.10-ES-191120	BH07021-X-2.10-ES-191120	BH07021-X-29.00-ES-191127	
				Location_Code	BH07020	BH07020	BH07020	BH07021	BH07021	BH07021	
				Sample_Death_Range	7,5	8	8	2,1	2,1	29	
				Sampled_Date_Time	20/01/2020	20/01/2020	20/01/2020	20/11/2019	20/11/2019	27/11/2019	
				Matrix_Description							
				UK Drinking Water Standards							
				UK Estuaries and coastal waters EQS							
				UK Freshwater EQS							
Chem_Group	ChemName	output unit	EQL								
Metals	Antimony	µg/L	1	5 <sup>#1</sup>	-	3	-	-	1	2	
	Arsenic	µg/L	0.5	10 <sup>#1</sup>	25 <sup>#2</sup>	50 <sup>#2</sup>	14	-	1	<1	
	Boron	µg/L	10	1000 <sup>#1</sup>	7000 <sup>#3</sup>	2000 <sup>#3</sup>	500	-	250	140	
	Cadmium	µg/L	0.02	5 <sup>#1</sup>	0.2 <sup>#4</sup>	0.08 <sup>#5</sup>	0.05	-	0.05	<0.02	
	Chromium (hexavalent)	µg/L	3		0.6 <sup>#4</sup>	3.4 <sup>#4</sup>	<3	-	<3	<3	
	Chromium	µg/L	1	50 <sup>#1</sup>	0.6 <sup>#4</sup>	3.4 <sup>#6</sup>	3	-	<1	<1	
	Chromium (Trivalent)	µg/L	3			4.7 <sup>#4</sup>	<3	-	<3	-	
	Cobalt	µg/L	0.5		3 <sup>#7</sup>	3 <sup>#7</sup>	3	-	<1	2	
	Copper	µg/L	0.3	2000 <sup>#1</sup>	3.78 <sup>#8</sup>	1(bio) <sup>#9</sup>	1	-	<1	<1	
	Lead	µg/L	0.2	10 <sup>#1</sup>	1.3 <sup>#4</sup>	1.2(bio) <sup>#9</sup>	<1	-	<1	<1	
	Mercury	µg/L	0.01	1 <sup>#1</sup>	0.07(MAC) <sup>#10</sup>	0.07(MAC) <sup>#10</sup>	<0.03	-	<0.03	<0.03	
	Molybdenum	µg/L	1	70 <sup>#11</sup>			57	-	20	8	
	Nickel	µg/L	0.4	20 <sup>#1</sup>	8.6 <sup>#4</sup>	4(bio) <sup>#9</sup>	9	-	2	6	
	Selenium	µg/L	1	10 <sup>#1</sup>			1	-	10	<1	
Vanadium	µg/L	1		100 <sup>#12</sup>	20 <sup>#13</sup>	9	-	<1	<1		
Zinc	µg/L	1	3000 <sup>#14</sup>		10.9(bio) <sup>#9</sup>	<2	-	3	5		
Inorganics	Available Phosphate	mg/l	6			-	-	-	-	61.5	
	Available Phosphorus	mg/l	2			-	-	-	-	20	
	Ammoniacal Nitrogen as N	mg/L	0.002		0.02 <sup>#2</sup>	0.6 <sup>#15</sup>	18.1	9.7	9.7	0.3	0.02
	Calcium	mg/L	0.2				6	-	105	46	
	Chloride	mg/L	1	250 <sup>#1</sup>		250 <sup>#3</sup>	-	214	-	19	314
	Cyanide (Free)	µg/L	2.5	50 <sup>#1</sup>	1 <sup>#2</sup>	1 <sup>#2</sup>	-	<20	-	<20	<20
	Cyanide Total	µg/L	5	50 <sup>#1</sup>	1 <sup>#2</sup>	1 <sup>#2</sup>	-	<20	-	<20	<20
	cyanides-complex	µg/L	5	50 <sup>#1</sup>	1 <sup>#2</sup>	1 <sup>#2</sup>	-	-	-	-	-
	Fluoride	µg/L	100	1500 <sup>#1</sup>	5000 <sup>#7</sup>	1000 <sup>#16</sup>	-	900	-	500	300
	Magnesium	mg/L	0.036				-	6	-	33	24
Potassium	mg/L	0.2				-	24	-	31	15	
Sodium	mg/L	0.076		200 <sup>#1</sup>		-	196	-	83	216	
Sulphate	mg/L	2	250(SO4) <sup>#17</sup>		400 <sup>#3</sup>	-	43	-	504	39	
Phenolics	Xylenols	µg/L	0.5			-	-	-	-	-	
	Trimethylphenols	µg/L	0.5			-	<0.5	-	<0.5	<0.5	
	Cresol Total	µg/L	0.5			-	<0.5	-	<0.5	<0.5	
	Dimethylphenols	µg/L	0.5			-	<0.5	-	<0.5	<0.5	
	Phenol	µg/L	0.5	5800 <sup>#18</sup>	7.7 <sup>#2</sup>	7.7 <sup>#2</sup>	-	0.5	-	<0.5	<0.5
Phenols Monohydric	µg/L	0.5				-	-	-	-	-	
Other	Temperature	°C				-	-	-	-	-	
	Conductivity @ 25oC	mS/cm	0.01			-	1.16	-	1.17	1.47	
	Conductivity @ 20oC	µS/cm	14			-	-	-	-	-	
	pH (Lab)	pH Units	1	6.5-9.5 <sup>#1</sup>	6-8.5(MAC) <sup>#19</sup>	6-9(MAC) <sup>#19</sup>	-	8.5	-	7.7	7.8

Field_ID	Location_Code	Sample_Depth_Range	Sampled_Date_Time	Matrix_Description
BH07020-X-7.50-ES-200120	BH07020	7.5	20/01/2020	UK Drinking Water Standards
BH07020-X-8.00-ES-200120	BH07020	8	20/01/2020	UK Estuaries and coastal waters EQS
BH07020-X-8.00-ES-200120	BH07020	8	20/01/2020	UK Freshwater EQS
BH07021-X-2.10-ES-191120	BH07021	2.1	20/11/2019	
BH07021-X-2.10-ES-191120	BH07021	2.1	20/11/2019	
BH07021-X-29.00-ES-191127	BH07021	29	27/11/2019	

Chem_Group	ChemName	output unit	EQL

**Environmental Standards Comments**

- #1:Water Supply (Water Quality) Regulations 2016.
- #2:Water Framework Directive (Standards and Classification) Directions (England and Wales) 2015.
- #3:Operational Targets and EQS. EA, April 2018
- #4:Water Framework Directive (Standards & Classification) Directions (England & Wales) 2015. Dissolved fraction.
- #5:Water Framework Directive (Standards & Classification) Directions (England & Wales) 2015. Dissolved fraction. Lowest criteria presented (<40mg/l of CaCO3). See 'further assessment' if criteria exceeded and hardness (CaCO3) data available.
- #6:Water Framework Directive (Standards and Classification) Directions (England and Wales) 2015. Dissolved Fraction. If hexavalent chromium (CrVI) data is available, a value of 4.7µg/l may be appropriate for the remaining trivalent chromium (CrIII).
- #7:Operational Targets and EQS. EA, April 2018. Dissolved fraction.
- #8:Water Framework Directive (Standards and Classification) Directions (England and Wales) 2015. Dissolved Fraction. If DOC >1mg/l then a higher criteria applies (3.76\*(2.677\*(DOC2+0.5)))
- #9:Water Framework Directive (Standards & Classification) Directions (England & Wales) 2015. Dissolved & bioavailable (bio) fraction plus background. M-BAT tool to assess: <http://wfd.uk.org/resources/river-lakes-metal-bioavailability-assessment-tool-m-bat>
- #10:Water Framework Directive (Standards and Classification) Directions (England and Wales) 2015. Dissolved Fraction. MAC adopted in absence of AA value.
- #11:Guidelines for Drinking-water Quality, 4th Edition. WHO, 2011. Informal value.
- #12:Operational Targets and EQS. EA, April 2018.
- #13:Operational Targets and EQS. EA, April 2018. Lowest criteria presented (<200mg/l CaCO3). See 'further assessment' values if criteria exceeded and hardness (CaCO3) data available.
- #14:Guidelines for Drinking-water Quality, 4th Edition. WHO, 2011. Based on taste rather than a formal guideline.
- #15:Water Framework Directive (Standards and Classification) Directions (England and Wales) 2015. Indicator of 'good' status (90%ile) - Ammonia standard for lakes and rivers (total ammonia as nitrogen).
- #16:Operational Targets and EQS. EA, April 2018. Dissolved fraction. Lowest criteria presented (<50 mg/l CaCO3). See 'further assessment' values if criteria exceeded and hardness (CaCO3) data available.
- #17:Water Supply (Water Quality) Regulations 2016. As SO4.
- #18:US EPA Regional Screening Levels, May 2019. <https://www.epa.gov/risk/regional-screening-levels-rsls-generic-tables>
- #19:Operational Targets and EQS. EA, April 2018. Maximum Allowable Concentration (MAC) adopted in absence of Annual Average (AA) value.

**Legend**

36.2	Results exceeds GAC.
<50	Results MDL is greater than GAC.
-	Determinand has not been tested for.

**Notes**

A range is given where a determinand has been analysed for by more than one method.

				Field_ID	BH07021-X-4.00-ES-191120	BH07021-X-4.00-ES-191120	BH07021-X-6.00-ES-191120	BH07021-X-6.00-ES-191120	BH07023-X-0.05-ES-200108	BH07023-X-1.00-ES-200108
				Location_Code	BH07021	BH07021	BH07021	BH07021	BH07023	BH07023
				Sample_Death_Range	4	4	6	6	0.05	1
				Sampled_Date_Time	20/11/2019	20/11/2019	20/11/2019	20/11/2019	08/01/2020	08/01/2020
				Matrix_Description						
				UK Drinking Water Standards						
				UK Estuaries and coastal waters EQS						
				UK Freshwater EQS						
Chem_Group	ChemName	output unit	EQL							
Metals	Antimony	µg/L	1	5 <sup>#1</sup>	-	2	-	3	<1	1
	Arsenic	µg/L	0.5	10 <sup>#1</sup>	25 <sup>#2</sup>	50 <sup>#2</sup>	3	7	<1	7
	Boron	µg/L	10	1000 <sup>#1</sup>	7000 <sup>#3</sup>	2000 <sup>#3</sup>	120	180	290	150
	Cadmium	µg/L	0.02	5 <sup>#1</sup>	0.2 <sup>#4</sup>	0.08 <sup>#5</sup>	0.03	0.04	<0.02	<0.02
	Chromium (hexavalent)	µg/L	3		0.6 <sup>#4</sup>	3.4 <sup>#4</sup>	<3	<3	<3	<3
	Chromium	µg/L	1	50 <sup>#1</sup>	0.6 <sup>#4</sup>	3.4 <sup>#6</sup>	<1	<1	<1	1
	Chromium (Trivalent)	µg/L	3			4.7 <sup>#4</sup>	<3	<3	<3	<3
	Cobalt	µg/L	0.5		3 <sup>#7</sup>	3 <sup>#7</sup>	<1	<1	<1	<1
	Copper	µg/L	0.3	2000 <sup>#1</sup>	3.76 <sup>#8</sup>	1(bio) <sup>#9</sup>	<1	<1	<1	3
	Lead	µg/L	0.2	10 <sup>#1</sup>	1.3 <sup>#4</sup>	1.2(bio) <sup>#9</sup>	<1	<1	<1	<1
	Mercury	µg/L	0.01	1 <sup>#1</sup>	0.07(MAC) <sup>#10</sup>	0.07(MAC) <sup>#10</sup>	<0.03	<0.03	<0.03	<0.03
	Molybdenum	µg/L	1	70 <sup>#11</sup>			18	47	3	18
	Nickel	µg/L	0.4	20 <sup>#1</sup>	8.6 <sup>#4</sup>	4(bio) <sup>#9</sup>	4	2	4	2
	Selenium	µg/L	1	10 <sup>#1</sup>			31	25	5	13
	Vanadium	µg/L	1		100 <sup>#12</sup>	20 <sup>#13</sup>	5	10	<1	23
	Zinc	µg/L	1	3000 <sup>#14</sup>		10.9(bio) <sup>#9</sup>	3	2	<2	<2
Inorganics	Available Phosphate	mg/l	6			-	-	-	-	-
	Available Phosphorus	mg/l	2			-	-	-	-	-
	Ammoniacal Nitrogen as N	mg/L	0.002		0.02 <sup>#2</sup>	0.6 <sup>#15</sup>	0.5	1	0.3	0.11
	Calcium	mg/L	0.2				21	40	221	351
	Chloride	mg/L	1	250 <sup>#1</sup>		250 <sup>#3</sup>	15	19	12	34
	Cyanide (Free)	µg/L	2.5	50 <sup>#1</sup>	1 <sup>#2</sup>	1 <sup>#2</sup>	<20	<20	<20	<20
	Cyanide Total	µg/L	5	50 <sup>#1</sup>	1 <sup>#2</sup>	1 <sup>#2</sup>	<20	<20	<20	<20
	cyanides-complex	µg/L	5	50 <sup>#1</sup>	1 <sup>#2</sup>	1 <sup>#2</sup>	-	-	-	-
	Fluoride	µg/L	100	1500 <sup>#1</sup>	5000 <sup>#7</sup>	1000 <sup>#16</sup>	900	900	400	600
	Magnesium	mg/L	0.036				9	13	46	7
	Potassium	mg/L	0.2				16	20	32	22
Sodium	mg/L	0.076		200 <sup>#1</sup>		47	62	49	53	
Sulphate	mg/L	2	250(SO4) <sup>#17</sup>		400 <sup>#3</sup>	139	254	706	931	
Phenolics	Xylenols	µg/L	0.5			-	-	-	-	-
	Trimethylphenols	µg/L	0.5			<0.5	<0.5	<0.5	<0.5	<0.5
	Cresol Total	µg/L	0.5			<0.5	<0.5	<0.5	<0.5	<0.5
	Dimethylphenols	µg/L	0.5			<0.5	<0.5	<0.5	<0.5	20
	Phenol	µg/L	0.5	5800 <sup>#18</sup>	7.7 <sup>#2</sup>	7.7 <sup>#2</sup>	2.1	1.3	<0.5	32.2
Phenols Monohydric	µg/L	0.5				-	-	-	-	
Other	Temperature	°C				-	-	-	-	-
	Conductivity @ 25oC	mS/cm	0.01			-	0.48	0.675	1.44	1.58
	Conductivity @ 20oC	µS/cm	14			-	-	-	-	-
	pH (Lab)	pH Units	1	6.5-9.5 <sup>#1</sup>	6-8.5(MAC) <sup>#19</sup>	6-9(MAC) <sup>#19</sup>	7.7	7.5	7.6	8.8

Field_ID	Location_Code	Sample_Depth_Range	Sampled_Date_Time	Matrix_Description
BH07021-X-4.00-ES-191120	BH07021	4	20/11/2019	UK Drinking Water Standards
BH07021-X-4.00-ES-191120	BH07021	4	20/11/2019	UK Estuaries and coastal waters EQS
BH07021-X-6.00-ES-191120	BH07021	6	20/11/2019	UK Freshwater EQS
BH07021-X-6.00-ES-191120	BH07021	6	20/11/2019	
BH07023-X-0.05-ES-200108	BH07023	0.05	08/01/2020	
BH07023-X-1.00-ES-200108	BH07023	1	08/01/2020	

Chem_Group	ChemName	output unit	EQL

**Environmental Standards Comments**

- #1:Water Supply (Water Quality) Regulations 2016.
- #2:Water Framework Directive (Standards and Classification) Directions (England and Wales) 2015.
- #3:Operational Targets and EQS. EA, April 2018
- #4:Water Framework Directive (Standards & Classification) Directions (England & Wales) 2015. Dissolved fraction.
- #5:Water Framework Directive (Standards & Classification) Directions (England & Wales) 2015. Dissolved fraction. Lowest criteria presented (<40mg/l of CaCO3). See 'further assessment' if criteria exceeded and hardness (CaCO3) data available.
- #6:Water Framework Directive (Standards and Classification) Directions (England and Wales) 2015. Dissolved Fraction. If hexavalent chromium (CrVI) data is available, a value of 4.7µg/l may be appropriate for the remaining trivalent chromium (CrIII).
- #7:Operational Targets and EQS. EA, April 2018. Dissolved fraction.
- #8:Water Framework Directive (Standards and Classification) Directions (England and Wales) 2015. Dissolved Fraction. If DOC >1mg/l then a higher criteria applies (3.76\*(2.677\*(DOC2+0.5))
- #9:Water Framework Directive (Standards & Classification) Directions (England & Wales) 2015. Dissolved & bioavailable (bio) fraction plus background. M-BAT tool to assess: <http://wfd.uk.org/resources/river-lakes-metal-bioavailability-assessment-tool-m-bat>
- #10:Water Framework Directive (Standards and Classification) Directions (England and Wales) 2015. Dissolved Fraction. MAC adopted in absence of AA value.
- #11:Guidelines for Drinking-water Quality, 4th Edition. WHO, 2011. Informal value.
- #12:Operational Targets and EQS. EA, April 2018.
- #13:Operational Targets and EQS. EA, April 2018. Lowest criteria presented (<200mg/l CaCO3). See 'further assessment' values if criteria exceeded and hardness (CaCO3) data available.
- #14:Guidelines for Drinking-water Quality, 4th Edition. WHO, 2011. Based on taste rather than a formal guideline.
- #15:Water Framework Directive (Standards and Classification) Directions (England and Wales) 2015. Indicator of 'good' status (90%ile) - Ammonia standard for lakes and rivers (total ammonia as nitrogen).
- #16:Operational Targets and EQS. EA, April 2018. Dissolved fraction. Lowest criteria presented (<50 mg/l CaCO3). See 'further assessment' values if criteria exceeded and hardness (CaCO3) data available.
- #17:Water Supply (Water Quality) Regulations 2016. As SO4.
- #18:US EPA Regional Screening Levels, May 2019. <https://www.epa.gov/risk/regional-screening-levels-rsls-generic-tables>
- #19:Operational Targets and EQS. EA, April 2018. Maximum Allowable Concentration (MAC) adopted in absence of Annual Average (AA) value.

**Legend**

36.2	Results exceeds GAC.
<50	Results MDL is greater than GAC.
-	Determinand has not been tested for.

**Notes**

A range is given where a determinand has been analysed for by more than one method.

				Field_ID	BH07023-X-2.60-ES-200108	BH07023-X-2.60-ES-200108	BH07023-X-4.60-ES-200108	BH07023-X-4.60-ES-200108	BH07023-X-6.50-ES-200108	BH07023-X-6.50-ES-200108
				Location_Code	BH07023	BH07023	BH07023	BH07023	BH07023	BH07023
				Sample_Death_Range	2.6	2.6	4.6	4.6	6.5	6.5
				Sampled_Date_Time	08/01/2020	08/01/2020	08/01/2020	08/01/2020	08/01/2020	08/01/2020
				Matrix_Description						
				UK Drinking Water Standards						
				UK Estuaries and coastal waters EQS						
				UK Freshwater EQS						
Chem_Group	ChemName	output unit	EQL							
Metals	Antimony	µg/L	1	5 <sup>#1</sup>	-	12	-	83	-	4
	Arsenic	µg/L	0.5	10 <sup>#1</sup>	25 <sup>#2</sup>	2	4	4	-	15
	Boron	µg/L	10	1000 <sup>#1</sup>	7000 <sup>#3</sup>	650	-	410	-	1420
	Cadmium	µg/L	0.02	5 <sup>#1</sup>	0.2 <sup>#4</sup>	0.08 <sup>#5</sup>	0.03	-	<0.02	<0.02
	Chromium (hexavalent)	µg/L	3		0.6 <sup>#4</sup>	3.4 <sup>#4</sup>	5	-	20	<3
	Chromium	µg/L	1	50 <sup>#1</sup>	0.6 <sup>#4</sup>	3.4 <sup>#6</sup>	6	-	28	1
	Chromium (Trivalent)	µg/L	3			4.7 <sup>#4</sup>	<3	-	8	<3
	Cobalt	µg/L	0.5		3 <sup>#7</sup>	3 <sup>#7</sup>	2	-	1	<1
	Copper	µg/L	0.3	2000 <sup>#1</sup>	3.76 <sup>#8</sup>	1(bio) <sup>#9</sup>	20	-	51	<1
	Lead	µg/L	0.2	10 <sup>#1</sup>	1.3 <sup>#4</sup>	1.2(bio) <sup>#9</sup>	48	-	3	<1
	Mercury	µg/L	0.01	1 <sup>#1</sup>	0.07(MAC) <sup>#10</sup>	0.07(MAC) <sup>#10</sup>	0.09	-	0.03	<0.03
	Molybdenum	µg/L	1	70 <sup>#11</sup>			23	-	65	23
	Nickel	µg/L	0.4	20 <sup>#1</sup>	8.6 <sup>#4</sup>	4(bio) <sup>#9</sup>	5	-	2	3
	Selenium	µg/L	1	10 <sup>#1</sup>			5	-	6	<1
	Vanadium	µg/L	1		100 <sup>#12</sup>	20 <sup>#13</sup>	<1	-	28	3
Zinc	µg/L	1	3000 <sup>#14</sup>		10.9(bio) <sup>#9</sup>	13	-	<2	11	
Inorganics	Available Phosphate	mg/l	6			-	-	-	-	-
	Available Phosphorus	mg/l	2			-	-	-	-	-
	Ammoniacal Nitrogen as N	mg/L	0.002		0.02 <sup>#2</sup>	0.6 <sup>#15</sup>	0.05	0.05	0.3	26
	Calcium	mg/L	0.2				672	-	878	109
	Chloride	mg/L	1	250 <sup>#1</sup>			46	-	270	1050
	Cyanide (Free)	µg/L	2.5	50 <sup>#1</sup>	1 <sup>#2</sup>		<30	-	<20	<20
	Cyanide Total	µg/L	5	50 <sup>#1</sup>	1 <sup>#2</sup>		20	-	60	<20
	cyanides-complex	µg/L	5	50 <sup>#1</sup>	1 <sup>#2</sup>		-	-	-	-
	Fluoride	µg/L	100	1500 <sup>#1</sup>	5000 <sup>#7</sup>	1000 <sup>#16</sup>	300	-	300	400
	Magnesium	mg/L	0.036				43	-	<1	91
	Potassium	mg/L	0.2				32	-	73	154
Sodium	mg/L	0.076		200 <sup>#1</sup>		105	-	160	930	
Sulphate	mg/L	2	250(SO4) <sup>#17</sup>		400 <sup>#3</sup>	1900	-	1820	956	
Phenolics	Xylenols	µg/L	0.5			-	-	-	-	-
	Trimethylphenols	µg/L	0.5			<0.5	-	<0.5	-	<0.5
	Cresol Total	µg/L	0.5			<0.5	-	28.1	-	<0.5
	Dimethylphenols	µg/L	0.5			<0.5	-	2.9	-	<0.5
	Phenol	µg/L	0.5	5800 <sup>#18</sup>	7.7 <sup>#2</sup>		0.5	-	279	-
Phenols Monohydric	µg/L	0.5								
Other	Temperature	°C				-	-	-	-	-
	Conductivity @ 25oC	mS/cm	0.01			-	2.77	-	3.47	5.67
	Conductivity @ 20oC	µS/cm	14			-	-	-	-	-
	pH (Lab)	pH Units	1	6.5-9.5 <sup>#1</sup>	6-8.5(MAC) <sup>#19</sup>	6-9(MAC) <sup>#19</sup>	7.8	-	10.6	-

Field_ID	Location_Code	Sample_Depth_Range	Sampled_Date_Time	Matrix_Description
BH07023-X-2.60-ES-200108	BH07023	2.6	08/01/2020	UK Drinking Water Standards
BH07023-X-2.60-ES-200108	BH07023	2.6	08/01/2020	UK Estuaries and coastal waters EQS
BH07023-X-4.60-ES-200108	BH07023	4.6	08/01/2020	UK Freshwater EQS
BH07023-X-4.60-ES-200108	BH07023	4.6	08/01/2020	
BH07023-X-6.50-ES-200108	BH07023	6.5	08/01/2020	
BH07023-X-6.50-ES-200108	BH07023	6.5	08/01/2020	

Chem_Group	ChemName	output unit	EQL

**Environmental Standards Comments**

- #1:Water Supply (Water Quality) Regulations 2016.
- #2:Water Framework Directive (Standards and Classification) Directions (England and Wales) 2015.
- #3:Operational Targets and EQS. EA, April 2018
- #4:Water Framework Directive (Standards & Classification) Directions (England & Wales) 2015. Dissolved fraction.
- #5:Water Framework Directive (Standards & Classification) Directions (England & Wales) 2015. Dissolved fraction. Lowest criteria presented (<40mg/l of CaCO3). See 'further assessment' if criteria exceeded and hardness (CaCO3) data available.
- #6:Water Framework Directive (Standards and Classification) Directions (England and Wales) 2015. Dissolved Fraction. If hexavalent chromium (CrVI) data is available, a value of 4.7µg/l may be appropriate for the remaining trivalent chromium (CrIII).
- #7:Operational Targets and EQS. EA, April 2018. Dissolved fraction.
- #8:Water Framework Directive (Standards and Classification) Directions (England and Wales) 2015. Dissolved Fraction. If DOC >1mg/l then a higher criteria applies (3.76\*(2.677\*(DOC2+0.5))
- #9:Water Framework Directive (Standards & Classification) Directions (England & Wales) 2015. Dissolved & bioavailable (bio) fraction plus background. M-BAT tool to assess: <http://wfd.uk.org/resources/river-lakes-metal-bioavailability-assessment-tool-m-bat>
- #10:Water Framework Directive (Standards and Classification) Directions (England and Wales) 2015. Dissolved Fraction. MAC adopted in absence of AA value.
- #11:Guidelines for Drinking-water Quality, 4th Edition. WHO, 2011. Informal value.
- #12:Operational Targets and EQS. EA, April 2018.
- #13:Operational Targets and EQS. EA, April 2018. Lowest criteria presented (<200mg/l CaCO3). See 'further assessment' values if criteria exceeded and hardness (CaCO3) data available.
- #14:Guidelines for Drinking-water Quality, 4th Edition. WHO, 2011. Based on taste rather than a formal guideline.
- #15:Water Framework Directive (Standards and Classification) Directions (England and Wales) 2015. Indicator of 'good' status (90%ile) - Ammonia standard for lakes and rivers (total ammonia as nitrogen).
- #16:Operational Targets and EQS. EA, April 2018. Dissolved fraction. Lowest criteria presented (<50 mg/l CaCO3). See 'further assessment' values if criteria exceeded and hardness (CaCO3) data available.
- #17:Water Supply (Water Quality) Regulations 2016. As SO4.
- #18:US EPA Regional Screening Levels, May 2019. <https://www.epa.gov/risk/regional-screening-levels-rsls-generic-tables>
- #19:Operational Targets and EQS. EA, April 2018. Maximum Allowable Concentration (MAC) adopted in absence of Annual Average (AA) value.

**Legend**

36.2	Results exceeds GAC.
<50	Results MDL is greater than GAC.
-	Determinand has not been tested for.

**Notes**

A range is given where a determinand has been analysed for by more than one method.



				Field_ID	BH07023-X-7.50-ES-200109	BH07023-X-7.50-ES-200109	BH07023-X-8.50-ES-200109	BH07023-X-8.50-ES-200109	BH07024-X-0.10-ES-191120	BH07024-X-0.10-ES-191120	
				Location_Code	BH07023	BH07023	BH07023	BH07023	BH07024	BH07024	
				Sample_DePTH_Range	7.5	7.5	8.5	8.5	0.1	0.1	
				Sampled_Date_Time	09/01/2020	09/01/2020	09/01/2020	09/01/2020	20/11/2019	20/11/2019	
				Matrix_Description							
				UK Drinking Water Standards							
				UK Estuaries and coastal waters EQS							
				UK Freshwater EQS							
Chem_Group	ChemName	output unit	EQL								
Metals	Antimony	µg/L	1	5 <sup>#1</sup>	-	3	-	<1	-	<1	
	Arsenic	µg/L	0.5	10 <sup>#1</sup>	50 <sup>#2</sup>	22	50	50	-	<1	
	Boron	µg/L	10	1000 <sup>#1</sup>	7000 <sup>#3</sup>	1430	850	850	-	360	
	Cadmium	µg/L	0.02	5 <sup>#1</sup>	0.2 <sup>#4</sup>	<0.02	-	0.05	-	0.14	
	Chromium (hexavalent)	µg/L	3		0.6 <sup>#4</sup>	-	-	<3	-	<3	
	Chromium	µg/L	1	50 <sup>#1</sup>	0.6 <sup>#4</sup>	-	-	2	-	<1	
	Chromium (Trivalent)	µg/L	3		4.7 <sup>#4</sup>	-	-	<3	-	<3	
	Cobalt	µg/L	0.5		3 <sup>#7</sup>	-	-	1	-	4	
	Copper	µg/L	0.3	2000 <sup>#1</sup>	3.76 <sup>#8</sup>	1(bio) <sup>#9</sup>	<1	<1	-	1	
	Lead	µg/L	0.2	10 <sup>#1</sup>	1.3 <sup>#4</sup>	1.2(bio) <sup>#9</sup>	<1	<1	-	<1	
	Mercury	µg/L	0.01	1 <sup>#1</sup>	0.07(MAC) <sup>#10</sup>	0.07(MAC) <sup>#10</sup>	<0.03	-	<0.03	<0.03	
	Molybdenum	µg/L	1	70 <sup>#11</sup>		19	-	77	-	4	
	Nickel	µg/L	0.4	20 <sup>#1</sup>	8.6 <sup>#4</sup>	4(bio) <sup>#9</sup>	1	3	-	12	
	Selenium	µg/L	1	10 <sup>#1</sup>		20 <sup>#13</sup>	<1	1	-	11	
	Vanadium	µg/L	1		100 <sup>#12</sup>	20 <sup>#13</sup>	4	4	-	<1	
	Zinc	µg/L	1	3000 <sup>#14</sup>		10.9(bio) <sup>#9</sup>	4	4	-	4	
Inorganics	Available Phosphate	mg/l	6			-	-	-	-	-	
	Available Phosphorus	mg/l	2			-	-	-	-	-	
	Ammoniacal Nitrogen as N	mg/L	0.002		0.02 <sup>#2</sup>	19.5	19.7	18.4	18.3	0.04	
	Calcium	mg/L	0.2			77	77	42	-	570	
	Chloride	mg/L	1	250 <sup>#1</sup>	250 <sup>#3</sup>	1160	-	1220	-	6	
	Cyanide (Free)	µg/L	2.5	50 <sup>#1</sup>	1 <sup>#2</sup>	-	<20	-	-	<20	
	Cyanide Total	µg/L	5	50 <sup>#1</sup>	1 <sup>#2</sup>	-	<20	-	-	<20	
	cyanides-complex	µg/L	5	50 <sup>#1</sup>	1 <sup>#2</sup>	-	-	-	-	-	
	Fluoride	µg/L	100	1500 <sup>#1</sup>	5000 <sup>#7</sup>	1000 <sup>#16</sup>	500	-	800	-	500
	Magnesium	mg/L	0.036			-	83	-	46	-	125
Potassium	mg/L	0.2			-	123	-	67	-	51	
Sodium	mg/L	0.076		200 <sup>#1</sup>	-	911	-	847	-	67	
Sulphate	mg/L	2	250(SO4) <sup>#17</sup>		400 <sup>#3</sup>	475	-	66	-	1890	
Phenolics	Xylenols	µg/L	0.5			-	-	-	-	-	
	Trimethylphenols	µg/L	0.5			<0.5	-	<0.5	-	<0.5	
	Cresol Total	µg/L	0.5			<0.5	-	1.3	-	<0.5	
	Dimethylphenols	µg/L	0.5			<0.5	-	<0.5	-	<0.5	
	Phenol	µg/L	0.5	5800 <sup>#18</sup>	7.7 <sup>#2</sup>	3.6	-	8.1	-	0.6	
	Phenols Monohydric	µg/L	0.5								
Other	Temperature	°C				-	-	-	-	-	
	Conductivity @ 25oC	mS/cm	0.01			5.07	-	4.43	-	2.97	
	Conductivity @ 20oC	µS/cm	14			-	-	-	-	-	
	pH (Lab)	pH Units	1	6.5-9.5 <sup>#1</sup>	6-8.5(MAC) <sup>#19</sup>	6-9(MAC) <sup>#19</sup>	8.1	-	8.2	-	7.5

Field_ID	BH07023-X-7.50-ES-200109	BH07023-X-7.50-ES-200109	BH07023-X-8.50-ES-200109	BH07023-X-8.50-ES-200109	BH07024-X-0.10-ES-191120	BH07024-X-0.10-ES-191120
Location_Code	BH07023	BH07023	BH07023	BH07023	BH07024	BH07024
Sample_Depth_Range	7.5	7.5	8.5	8.5	0.1	0.1
Sampled_Date_Time	09/01/2020	09/01/2020	09/01/2020	09/01/2020	20/11/2019	20/11/2019
Matrix_Description	UK Drinking Water Standards	UK Estuaries and coastal waters EQS	UK Freshwater EQS			

Chem_Group	ChemName	output unit	EQL
------------	----------	-------------	-----

**Environmental Standards Comments**

#1:Water Supply (Water Quality) Regulations 2016.  
 #2:Water Framework Directive (Standards and Classification) Directions (England and Wales) 2015.  
 #3:Operational Targets and EQS. EA, April 2018  
 #4:Water Framework Directive (Standards & Classification) Directions (England & Wales) 2015. Dissolved fraction.  
 #5:Water Framework Directive (Standards & Classification) Directions (England & Wales) 2015. Dissolved fraction. Lowest criteria presented (<40mg/l of CaCO3). See 'further assessment' if criteria exceeded and hardness (CaCO3) data available.  
 #6:Water Framework Directive (Standards and Classification) Directions (England and Wales) 2015. Dissolved Fraction. If hexavalent chromium (CrVI) data is available, a value of 4.7µg/l may be appropriate for the remaining trivalent chromium (CrIII).  
 #7:Operational Targets and EQS. EA, April 2018. Dissolved fraction.  
 #8:Water Framework Directive (Standards and Classification) Directions (England and Wales) 2015. Dissolved Fraction. If DOC >1mg/l then a higher criteria applies (3.76\*(2.677\*(DOC2+0.5)))  
 #9:Water Framework Directive (Standards & Classification) Directions (England & Wales) 2015. Dissolved & bioavailable (bio) fraction plus background. M-BAT tool to assess: <http://wfd.uk.org/resources/river-lakes-metal-bioavailability-assessment-tool-m-bat>  
 #10:Water Framework Directive (Standards and Classification) Directions (England and Wales) 2015. Dissolved Fraction. MAC adopted in absence of AA value.  
 #11:Guidelines for Drinking-water Quality, 4th Edition. WHO, 2011. Informal value.  
 #12:Operational Targets and EQS. EA, April 2018.  
 #13:Operational Targets and EQS. EA, April 2018. Lowest criteria presented (<200mg/l CaCO3). See 'further assessment' values if criteria exceeded and hardness (CaCO3) data available.  
 #14:Guidelines for Drinking-water Quality, 4th Edition. WHO, 2011. Based on taste rather than a formal guideline.  
 #15:Water Framework Directive (Standards and Classification) Directions (England and Wales) 2015. Indicator of 'good' status (90%ile) - Ammonia standard for lakes and rivers (total ammonia as nitrogen).  
 #16:Operational Targets and EQS. EA, April 2018. Dissolved fraction. Lowest criteria presented (<50 mg/l CaCO3). See 'further assessment' values if criteria exceeded and hardness (CaCO3) data available.  
 #17:Water Supply (Water Quality) Regulations 2016. As SO4.  
 #18:US EPA Regional Screening Levels, May 2019. <https://www.epa.gov/risk/regional-screening-levels-rsls-generic-tables>  
 #19:Operational Targets and EQS. EA, April 2018. Maximum Allowable Concentration (MAC) adopted in absence of Annual Average (AA) value.

**Legend**

36.2	Results exceeds GAC.
<50	Results MDL is greater than GAC.
-	Determinand has not been tested for.

**Notes**  
A range is given where a determinand has been analysed for by more than one method.

				Field_ID	BH07024-X-1.00-ES-191120	BH07024-X-1.00-ES-191120	BH07024-X-1.80-ES-191121	BH07024-X-1.80-ES-191121	BH07024-X-2.80-ES-191121	BH07024-X-2.80-ES-191121	
				Location_Code	BH07024	BH07024	BH07024	BH07024	BH07024	BH07024	
				Sample_Death_Range	1	1	1,3	1,8	2,5	2,3	
				Sampled_Date_Time	20/11/2019	20/11/2019	21/11/2019	21/11/2019	21/11/2019	21/11/2019	
				Matrix_Description							
				UK Drinking Water Standards							
				UK Estuaries and coastal waters EQS							
				UK Freshwater EQS							
Chem_Group	ChemName	output unit	EQL								
Metals	Antimony	µg/L	1	5 <sup>#1</sup>	-	3	-	4	-	1	
	Arsenic	µg/L	0.5	10 <sup>#1</sup>	25 <sup>#2</sup>	50 <sup>#2</sup>	-	7	-	<1	
	Boron	µg/L	10	1000 <sup>#1</sup>	7000 <sup>#3</sup>	2000 <sup>#3</sup>	1730	180	-	190	
	Cadmium	µg/L	0.02	5 <sup>#1</sup>	0.2 <sup>#4</sup>	0.08 <sup>#5</sup>	<0.02	<0.02	-	0.07	
	Chromium (hexavalent)	µg/L	3		0.6 <sup>#4</sup>	3.4 <sup>#4</sup>	-	<3	-	<3	
	Chromium	µg/L	1	50 <sup>#1</sup>	0.6 <sup>#4</sup>	3.4 <sup>#6</sup>	-	<1	-	<1	
	Chromium (Trivalent)	µg/L	3			4.7 <sup>#4</sup>	-	<3	-	-	
	Cobalt	µg/L	0.5			3 <sup>#7</sup>	-	<1	-	3	
	Copper	µg/L	0.3	2000 <sup>#1</sup>	3.76 <sup>#8</sup>	1(bio) <sup>#9</sup>	<1	<1	-	3	
	Lead	µg/L	0.2	10 <sup>#1</sup>	1.3 <sup>#4</sup>	1.2(bio) <sup>#9</sup>	<1	<1	-	<1	
	Mercury	µg/L	0.01	1 <sup>#1</sup>	0.07(MAC) <sup>#10</sup>	0.07(MAC) <sup>#10</sup>	<0.03	-	0.08	-	0.07
	Molybdenum	µg/L	1	70 <sup>#11</sup>			23	48	-	6	
	Nickel	µg/L	0.4	20 <sup>#1</sup>	8.6 <sup>#4</sup>	4(bio) <sup>#9</sup>	10	2	-	26	
	Selenium	µg/L	1	10 <sup>#1</sup>			3	36	-	15	
Vanadium	µg/L	1		100 <sup>#12</sup>	20 <sup>#13</sup>	<1	9	<1	<1		
Zinc	µg/L	1	3000 <sup>#14</sup>		10.9(bio) <sup>#9</sup>	265	8	-	13		
Inorganics	Available Phosphate	mg/l	6								
	Available Phosphorus	mg/l	2								
	Ammoniacal Nitrogen as N	mg/L	0.002		0.02 <sup>#2</sup>	0.6 <sup>#15</sup>	7.7	1	0.9	0.4	
	Calcium	mg/L	0.2				400	28	-	312	
	Chloride	mg/L	1	250 <sup>#1</sup>		250 <sup>#3</sup>	229	23	-	21	
	Cyanide (Free)	µg/L	2.5	50 <sup>#1</sup>	1 <sup>#2</sup>	1 <sup>#2</sup>	<20	<20	-	<20	
	Cyanide Total	µg/L	5	50 <sup>#1</sup>	1 <sup>#2</sup>	1 <sup>#2</sup>	<20	<20	-	<20	
	cyanides-complex	µg/L	5	50 <sup>#1</sup>	1 <sup>#2</sup>	1 <sup>#2</sup>	-	-	-	-	
	Fluoride	µg/L	100	1500 <sup>#1</sup>	5000 <sup>#7</sup>	1000 <sup>#16</sup>	300	1000	-	400	
	Magnesium	mg/L	0.036				75	10	-	79	
Potassium	mg/L	0.2				48	17	-	43		
Sodium	mg/L	0.076		200 <sup>#1</sup>		220	49	-	103		
Sulphate	mg/L	2	250(SO4) <sup>#17</sup>		400 <sup>#3</sup>	1220	192	-	1240		
Phenolics	Xylenols	µg/L	0.5								
	Trimethylphenols	µg/L	0.5				<0.5	<0.5	-	<0.5	
	Cresol Total	µg/L	0.5				<0.5	<0.5	-	<0.5	
	Dimethylphenols	µg/L	0.5				<0.5	<0.5	-	<0.5	
	Phenol	µg/L	0.5	5800 <sup>#18</sup>	7.7 <sup>#2</sup>	7.7 <sup>#2</sup>	0.7	2.1	-	<0.5	
Phenols Monohydric	µg/L	0.5									
Other	Temperature	°C									
	Conductivity @ 25oC	mS/cm	0.01				3.09	0.542	-	2.14	
	Conductivity @ 20oC	µS/cm	14				-	-	-	-	
	pH (Lab)	pH Units	1	6.5-9.5 <sup>#1</sup>	6-8.5(MAC) <sup>#19</sup>	6-9(MAC) <sup>#19</sup>	7.8	8.1	-	7.7	

Field_ID	Location_Code	Sample_Depth_Range	Sampled_Date_Time	Matrix_Description
BH07024-X-1.00-ES-191120	BH07024	1	20/11/2019	UK Drinking Water Standards
BH07024-X-1.00-ES-191120	BH07024	1	20/11/2019	UK Estuaries and coastal waters EQS
BH07024-X-1.80-ES-191121	BH07024	1.8	21/11/2019	UK Freshwater EQS
BH07024-X-1.80-ES-191121	BH07024	1.8	21/11/2019	
BH07024-X-2.80-ES-191121	BH07024	2.8	21/11/2019	
BH07024-X-2.80-ES-191121	BH07024	2.8	21/11/2019	

Chem_Group	ChemName	output unit	EQL

**Environmental Standards Comments**

- #1:Water Supply (Water Quality) Regulations 2016.
- #2:Water Framework Directive (Standards and Classification) Directions (England and Wales) 2015.
- #3:Operational Targets and EQS. EA, April 2018
- #4:Water Framework Directive (Standards & Classification) Directions (England & Wales) 2015. Dissolved fraction.
- #5:Water Framework Directive (Standards & Classification) Directions (England & Wales) 2015. Dissolved fraction. Lowest criteria presented (<40mg/l of CaCO3). See 'further assessment' if criteria exceeded and hardness (CaCO3) data available.
- #6:Water Framework Directive (Standards and Classification) Directions (England and Wales) 2015. Dissolved Fraction. If hexavalent chromium (CrVI) data is available, a value of 4.7µg/l may be appropriate for the remaining trivalent chromium (CrIII).
- #7:Operational Targets and EQS. EA, April 2018. Dissolved fraction.
- #8:Water Framework Directive (Standards and Classification) Directions (England and Wales) 2015. Dissolved Fraction. If DOC >1mg/l then a higher criteria applies (3.76\*(2.677\*(DOC2+0.5)))
- #9:Water Framework Directive (Standards & Classification) Directions (England & Wales) 2015. Dissolved & bioavailable (bio) fraction plus background. M-BAT tool to assess: <http://wfd.uk.org/resources/river-lakes-metal-bioavailability-assessment-tool-m-bat>
- #10:Water Framework Directive (Standards and Classification) Directions (England and Wales) 2015. Dissolved Fraction. MAC adopted in absence of AA value.
- #11:Guidelines for Drinking-water Quality, 4th Edition. WHO, 2011. Informal value.
- #12:Operational Targets and EQS. EA, April 2018.
- #13:Operational Targets and EQS. EA, April 2018. Lowest criteria presented (<200mg/l CaCO3). See 'further assessment' values if criteria exceeded and hardness (CaCO3) data available.
- #14:Guidelines for Drinking-water Quality, 4th Edition. WHO, 2011. Based on taste rather than a formal guideline.
- #15:Water Framework Directive (Standards and Classification) Directions (England and Wales) 2015. Indicator of 'good' status (90%ile) - Ammonia standard for lakes and rivers (total ammonia as nitrogen).
- #16:Operational Targets and EQS. EA, April 2018. Dissolved fraction. Lowest criteria presented (<50 mg/l CaCO3). See 'further assessment' values if criteria exceeded and hardness (CaCO3) data available.
- #17:Water Supply (Water Quality) Regulations 2016. As SO4.
- #18:US EPA Regional Screening Levels, May 2019. <https://www.epa.gov/risk/regional-screening-levels-rsls-generic-tables>
- #19:Operational Targets and EQS. EA, April 2018. Maximum Allowable Concentration (MAC) adopted in absence of Annual Average (AA) value.

**Legend**

36.2	Results exceeds GAC.
<50	Results MDL is greater than GAC.
-	Determinand has not been tested for.

**Notes**

A range is given where a determinand has been analysed for by more than one method.

				Field_ID	BH07024-X-21.80-ES163-191202	BH07024-X-21.80-ES-191202	BH07024-X-28.50-ES-191204	BH07024-X-3.70-ES-191121	BH07024-X-3.70-ES-191121		
				Location_Code	BH07024	BH07024	BH07024	BH07024	BH07024		
				Sample_Dept	21.3	21.8	28.5	3.7	3.7		
				Sample_Dept_Range							
				Sampled_Date_Time	02/12/2019	02/12/2019	04/12/2019	21/11/2019	21/11/2019		
				Matrix_Description							
				UK Drinking Water Standards	UK Estuaries and coastal waters EQS	UK Freshwater EQS					
Chem_Group	ChemName	output unit	EQL								
Metals	Antimony	µg/L	1	5 <sup>#1</sup>		1	<1	14	-	1	
	Arsenic	µg/L	0.5	10 <sup>#1</sup>	25 <sup>#2</sup>	2	2	1	-	3	
	Boron	µg/L	10	1000 <sup>#1</sup>	7000 <sup>#3</sup>	110	250	130	-	130	
	Cadmium	µg/L	0.02	5 <sup>#1</sup>	0.2 <sup>#4</sup>	0.08 <sup>#5</sup>	<0.02	0.03	<0.02	-	0.03
	Chromium (hexavalent)	µg/L	3		0.6 <sup>#4</sup>	3.4 <sup>#4</sup>	<3	<3	<3	-	<3
	Chromium	µg/L	1	50 <sup>#1</sup>	0.6 <sup>#4</sup>	3.4 <sup>#6</sup>	<1	<1	<1	-	<1
	Chromium (Trivalent)	µg/L	3			4.7 <sup>#4</sup>	-	-	-	-	-
	Cobalt	µg/L	0.5		3 <sup>#7</sup>	3 <sup>#7</sup>	<1	<1	<1	-	<1
	Copper	µg/L	0.3	2000 <sup>#1</sup>	3.78 <sup>#8</sup>	1(bio) <sup>#9</sup>	<1	<1	4	-	<1
	Lead	µg/L	0.2	10 <sup>#1</sup>	1.3 <sup>#4</sup>	1.2(bio) <sup>#9</sup>	<1	<1	<1	-	<1
	Mercury	µg/L	0.01	1 <sup>#1</sup>	0.07(MAC) <sup>#10</sup>	0.07(MAC) <sup>#10</sup>	0.04	0.05	<0.03	-	0.07
	Molybdenum	µg/L	1	70 <sup>#11</sup>			19	47	15	-	16
	Nickel	µg/L	0.4	20 <sup>#1</sup>	8.6 <sup>#4</sup>	4(bio) <sup>#9</sup>	3	3	1	-	2
	Selenium	µg/L	1	10 <sup>#1</sup>			<1	<1	<1	-	22
	Vanadium	µg/L	1		100 <sup>#12</sup>	20 <sup>#13</sup>	3	4	15	-	12
	Zinc	µg/L	1	3000 <sup>#14</sup>		10.9(bio) <sup>#9</sup>	3	7	<2	-	4
Inorganics	Available Phosphate	mg/l	6			-	-	-	-	-	
	Available Phosphorus	mg/l	2			-	-	-	-	-	
	Ammoniacal Nitrogen as N	mg/L	0.002		0.02 <sup>#2</sup>	0.6 <sup>#15</sup>	3.2	7.3	1.4	0.3	0.3
	Calcium	mg/L	0.2			15	19	101	-	17	
	Chloride	mg/L	1	250 <sup>#1</sup>		250 <sup>#3</sup>	148	299	471	-	59
	Cyanide (Free)	µg/L	2.5	50 <sup>#1</sup>	1 <sup>#2</sup>	1 <sup>#2</sup>	<20	<20	<20	-	<20
	Cyanide Total	µg/L	5	50 <sup>#1</sup>	1 <sup>#2</sup>	1 <sup>#2</sup>	<20	<20	<20	-	<20
	cyanides-complex	µg/L	5	50 <sup>#1</sup>	1 <sup>#2</sup>	1 <sup>#2</sup>	-	-	-	-	-
	Fluoride	µg/L	100	1500 <sup>#1</sup>	5000 <sup>#7</sup>	1000 <sup>#16</sup>	400	600	200	-	1500
	Magnesium	mg/L	0.036			9	15	9	-	-	7
	Potassium	mg/L	0.2			12	27	19	-	-	13
Sodium	mg/L	0.076	200 <sup>#1</sup>		114	246	298	-	-	66	
Sulphate	mg/L	2	250(SO4) <sup>#17</sup>		400 <sup>#3</sup>	10	11	168	-	100	
Phenolics	Xylenols	µg/L	0.5			-	-	-	-	-	
	Trimethylphenols	µg/L	0.5			<0.5	<0.5	<0.5	-	<0.5	
	Cresol Total	µg/L	0.5			<0.5	<0.5	<0.5	-	<0.5	
	Dimethylphenols	µg/L	0.5			<0.5	<0.5	<0.5	-	<0.5	
	Phenol	µg/L	0.5	5800 <sup>#18</sup>	7.7 <sup>#2</sup>	7.7 <sup>#2</sup>	3.5	12.9	185.5	-	9.2
Phenols Monohydric	µg/L	0.5									
Other	Temperature	°C				-	-	-	-	-	
	Conductivity @ 25oC	mS/cm	0.01			0.721	1.38	2.03	-	0.528	
	Conductivity @ 20oC	µS/cm	14			-	-	-	-	-	
	pH (Lab)	pH Units	1	6.5-9.5 <sup>#1</sup>	6-8.5(MAC) <sup>#19</sup>	6-9(MAC) <sup>#19</sup>	7.9	8	9.3	-	8.1

Field_ID	BH07024-X-21.80-ES163-191202	BH07024-X-21.80-ES-191202	BH07024-X-28.50-ES-191204	BH07024-X-3.70-ES-191121	BH07024-X-3.70-ES-191121
Location_Code	BH07024	BH07024	BH07024	BH07024	BH07024
Sample_Depth_Range	21.8	21.8	28.5	3.7	3.7
Sampled_Date_Time	02/12/2019	02/12/2019	04/12/2019	21/11/2019	21/11/2019
Matrix_Description	UK Drinking Water Standards	UK Estuaries and coastal waters EQS	UK Freshwater EQS		

Chem_Group	ChemName	output unit	EQL
------------	----------	-------------	-----

**Environmental Standards Comments**

- #1:Water Supply (Water Quality) Regulations 2016.
- #2:Water Framework Directive (Standards and Classification) Directions (England and Wales) 2015.
- #3:Operational Targets and EQS. EA, April 2018
- #4:Water Framework Directive (Standards & Classification) Directions (England & Wales) 2015. Dissolved fraction.
- #5:Water Framework Directive (Standards & Classification) Directions (England & Wales) 2015. Dissolved fraction. Lowest criteria presented (<40mg/l of CaCO3). See 'further assessment' if criteria exceeded and hardness (CaCO3) data available.
- #6:Water Framework Directive (Standards and Classification) Directions (England and Wales) 2015. Dissolved Fraction. If hexavalent chromium (CrVI) data is available, a value of 4.7µg/l may be appropriate for the remaining trivalent chromium (CrIII).
- #7:Operational Targets and EQS. EA, April 2018. Dissolved fraction.
- #8:Water Framework Directive (Standards and Classification) Directions (England and Wales) 2015. Dissolved Fraction. If DOC >1mg/l then a higher criteria applies (3.76\*(2.677\*(DOC2+0.5))
- #9:Water Framework Directive (Standards & Classification) Directions (England & Wales) 2015. Dissolved & bioavailable (bio) fraction plus background. M-BAT tool to assess: <http://wfd.uk.org/resources/river-lakes-metal-bioavailability-assessment-tool-m-bat>
- #10:Water Framework Directive (Standards and Classification) Directions (England and Wales) 2015. Dissolved Fraction. MAC adopted in absence of AA value.
- #11:Guidelines for Drinking-water Quality, 4th Edition. WHO, 2011. Informal value.
- #12:Operational Targets and EQS. EA, April 2018.
- #13:Operational Targets and EQS. EA, April 2018. Lowest criteria presented (<200mg/l CaCO3). See 'further assessment' values if criteria exceeded and hardness (CaCO3) data available.
- #14:Guidelines for Drinking-water Quality, 4th Edition. WHO, 2011. Based on taste rather than a formal guideline.
- #15:Water Framework Directive (Standards and Classification) Directions (England and Wales) 2015. Indicator of 'good' status (90%ile) - Ammonia standard for lakes and rivers (total ammonia as nitrogen).
- #16:Operational Targets and EQS. EA, April 2018. Dissolved fraction. Lowest criteria presented (<50 mg/l CaCO3). See 'further assessment' values if criteria exceeded and hardness (CaCO3) data available.
- #17:Water Supply (Water Quality) Regulations 2016. As SO4.
- #18:US EPA Regional Screening Levels, May 2019. <https://www.epa.gov/risk/regional-screening-levels-rsls-generic-tables>
- #19:Operational Targets and EQS. EA, April 2018. Maximum Allowable Concentration (MAC) adopted in absence of Annual Average (AA) value.

**Legend**

36.2	Results exceeds GAC.
<50	Results MDL is greater than GAC.
-	Determinand has not been tested for.

**Notes**

A range is given where a determinand has been analysed for by more than one method.

				Field_ID	BH07024-X-32.35-ES-191210	BH07024-X-4.60-ES-191121	BH07024-X-4.60-ES-191121	BH07024-X-5.50-ES-191121	BH07024-X-5.50-ES-191121	BH07030-X-3.00-ES-191122		
				Location_Code	BH07024	BH07024	BH07024	BH07024	BH07024	BH07030		
				Sample_Death_Range	52.35	4.6	4.6	5.5	5.5	3		
				Sampled_Date_Time	10/12/2019	21/11/2019	21/11/2019	21/11/2019	21/11/2019	22/11/2019		
				Matrix_Description								
				UK Drinking Water Standards								
				UK Estuaries and coastal waters EQS								
				UK Freshwater EQS								
Chem_Group	ChemName	output unit	EQL									
Metals	Antimony	µg/L	1	5 <sup>#1</sup>		16	-	18	-	1	5	
	Arsenic	µg/L	0.5	10 <sup>#1</sup>	25 <sup>#2</sup>	2	-	3	-	11	30	
	Boron	µg/L	10	1000 <sup>#1</sup>	7000 <sup>#3</sup>	140	-	1110	-	1810	150	
	Cadmium	µg/L	0.02	5 <sup>#1</sup>	0.2 <sup>#4</sup>	<0.02	-	1.18	-	0.04	<0.02	
	Chromium (hexavalent)	µg/L	3		3.4 <sup>#4</sup>	<3	-	<3	-	<3	<3	
	Chromium	µg/L	1	50 <sup>#1</sup>	0.6 <sup>#4</sup>	<1	-	<1	-	2	<1	
	Chromium (Trivalent)	µg/L	3		4.7 <sup>#4</sup>	-	-	-	-	-	-	
	Cobalt	µg/L	0.5		3 <sup>#7</sup>	7	-	17	-	2	<1	
	Copper	µg/L	0.3	2000 <sup>#1</sup>	3.76 <sup>#8</sup>	<1	-	40	-	<1	8	
	Lead	µg/L	0.2	10 <sup>#1</sup>	1.3 <sup>#4</sup>	<1	-	4	-	<1	<1	
	Mercury	µg/L	0.01	1 <sup>#1</sup>	0.07(MAC) <sup>#10</sup>	0.07(MAC) <sup>#10</sup>	0.05	-	0.07	-	<0.03	<0.03
	Molybdenum	µg/L	1	70 <sup>#11</sup>		7	-	27	-	35	56	
	Nickel	µg/L	0.4	20 <sup>#1</sup>	8.6 <sup>#4</sup>	4(hin) <sup>#9</sup>	28	-	84	-	7	5
	Selenium	µg/L	1	10 <sup>#1</sup>		<1	-	2	-	<1	15	
	Vanadium	µg/L	1		100 <sup>#12</sup>	20 <sup>#13</sup>	<1	-	2	-	2	324
Zinc	µg/L	1	3000 <sup>#14</sup>		10.9(bio) <sup>#9</sup>	4	-	597	-	5	3	
Inorganics	Available Phosphate	mg/l	6			-	-	-	-	-	-	
	Available Phosphorus	mg/l	2			-	-	-	-	-	-	
	Ammoniacal Nitrogen as N	mg/L	0.002		0.02 <sup>#2</sup>	0.6 <sup>#15</sup>	1.1	6.2	6.2	14.8	14.9	5.3
	Calcium	mg/L	0.2			39	-	668	-	24	110	
	Chloride	mg/L	1	250 <sup>#1</sup>		250 <sup>#3</sup>	417	-	119	-	141	215
	Cyanide (Free)	µg/L	2.5	50 <sup>#1</sup>	1 <sup>#2</sup>	<20	-	<20	-	<20	<20	<20
	Cyanide Total	µg/L	5	50 <sup>#1</sup>	1 <sup>#2</sup>	<20	-	<20	-	<20	<20	<20
	Cyanides-complex	µg/L	5	50 <sup>#1</sup>	1 <sup>#2</sup>	<20	-	<20	-	<20	<20	<20
	Fluoride	µg/L	100	1500 <sup>#1</sup>	5000 <sup>#7</sup>	1000 <sup>#16</sup>	300	-	100	-	500	<200
	Magnesium	mg/L	0.036				27	-	48	-	19	<1
	Potassium	mg/L	0.2				20	-	44	-	85	25
	Sodium	mg/L	0.076		200 <sup>#1</sup>		251	-	120	-	146	155
Sulphate	mg/L	2	250(SO4) <sup>#17</sup>		400 <sup>#3</sup>	46	-	1680	-	144	264	
Phenolics	Xylenols	µg/L	0.5			-	-	-	-	-	-	
	Trimethylphenols	µg/L	0.5			<0.5	-	<0.5	-	<0.5	<0.5	
	Cresol Total	µg/L	0.5			<0.5	-	<0.5	-	<0.5	<0.5	
	Dimethylphenols	µg/L	0.5			<0.5	-	<0.5	-	<0.5	<0.5	
	Phenol	µg/L	0.5	5800 <sup>#18</sup>	7.7 <sup>#2</sup>	7.7 <sup>#2</sup>	1.1	-	0.7	-	19	10
Phenols Monohydric	µg/L	0.5				-	-	-	-	-	-	
Other	Temperature	°C				-	-	-	-	-	-	
	Conductivity @ 25oC	mS/cm	0.01			1.72	-	3.01	-	1.35	1.34	
	Conductivity @ 20oC	µS/cm	14			-	-	-	-	-	-	
	pH (Lab)	pH Units	1	6.5-9.5 <sup>#1</sup>	6-8.5(MAC) <sup>#19</sup>	6-9(MAC) <sup>#19</sup>	7.5	-	7.6	-	8.4	10.7

Field_ID	Location_Code	Sample_Depth_Range	Sampled_Date_Time	Matrix_Description
BH07024-X-32.35-ES-191210	BH07024	52.35	10/12/2019	UK Drinking Water Standards
BH07024-X-4.60-ES-191121	BH07024	4.6	21/11/2019	UK Estuaries and coastal waters EQS
BH07024-X-4.60-ES-191121	BH07024	4.6	21/11/2019	UK Freshwater EQS
BH07024-X-5.50-ES-191121	BH07024	5.5	21/11/2019	
BH07024-X-5.50-ES-191121	BH07024	5.5	21/11/2019	
BH07030-X-3.00-ES-191122	BH07030	3	22/11/2019	

Chem_Group	ChemName	output unit	EQL

**Environmental Standards Comments**

- #1:Water Supply (Water Quality) Regulations 2016.
- #2:Water Framework Directive (Standards and Classification) Directions (England and Wales) 2015.
- #3:Operational Targets and EQS. EA, April 2018
- #4:Water Framework Directive (Standards & Classification) Directions (England & Wales) 2015. Dissolved fraction.
- #5:Water Framework Directive (Standards & Classification) Directions (England & Wales) 2015. Dissolved fraction. Lowest criteria presented (<40mg/l of CaCO3). See 'further assessment' if criteria exceeded and hardness (CaCO3) data available.
- #6:Water Framework Directive (Standards and Classification) Directions (England and Wales) 2015. Dissolved Fraction. If hexavalent chromium (CrVI) data is available, a value of 4.7µg/l may be appropriate for the remaining trivalent chromium (CrIII).
- #7:Operational Targets and EQS. EA, April 2018. Dissolved fraction.
- #8:Water Framework Directive (Standards and Classification) Directions (England and Wales) 2015. Dissolved Fraction. If DOC >1mg/l then a higher criteria applies (3.76\*(2.677\*(DOC2+0.5))
- #9:Water Framework Directive (Standards & Classification) Directions (England & Wales) 2015. Dissolved & bioavailable (bio) fraction plus background. M-BAT tool to assess: <http://wfd.uk.org/resources/river-lakes-metal-bioavailability-assessment-tool-m-bat>
- #10:Water Framework Directive (Standards and Classification) Directions (England and Wales) 2015. Dissolved Fraction. MAC adopted in absence of AA value.
- #11:Guidelines for Drinking-water Quality, 4th Edition. WHO, 2011. Informal value.
- #12:Operational Targets and EQS. EA, April 2018.
- #13:Operational Targets and EQS. EA, April 2018. Lowest criteria presented (<200mg/l CaCO3). See 'further assessment' values if criteria exceeded and hardness (CaCO3) data available.
- #14:Guidelines for Drinking-water Quality, 4th Edition. WHO, 2011. Based on taste rather than a formal guideline.
- #15:Water Framework Directive (Standards and Classification) Directions (England and Wales) 2015. Indicator of 'good' status (90%ile) - Ammonia standard for lakes and rivers (total ammonia as nitrogen).
- #16:Operational Targets and EQS. EA, April 2018. Dissolved fraction. Lowest criteria presented (<50 mg/l CaCO3). See 'further assessment' values if criteria exceeded and hardness (CaCO3) data available.
- #17:Water Supply (Water Quality) Regulations 2016. As SO4.
- #18:US EPA Regional Screening Levels, May 2019. <https://www.epa.gov/risk/regional-screening-levels-rsls-generic-tables>
- #19:Operational Targets and EQS. EA, April 2018. Maximum Allowable Concentration (MAC) adopted in absence of Annual Average (AA) value.

**Legend**

36.2	Results exceeds GAC.
<50	Results MDL is greater than GAC.
-	Determinand has not been tested for.

**Notes**

A range is given where a determinand has been analysed for by more than one method.



				Field_ID	BH07030-X-4.00-ES-191125	BH07030-X-4.00-ES-191125	BH07030-X-5.00-ES-191125	BH07030-X-5.00-ES-191125	BH07030-X-6.00-ES-191125	BH07030-X-7.00-ES-191125
				Location_Code	BH07030	BH07030	BH07030	BH07030	BH07030	BH07030
				Sample_Death_Range	4	4	5	5	6	7
				Sampled_Date_Time	25/11/2019	25/11/2019	25/11/2019	25/11/2019	25/11/2019	25/11/2019
				Matrix_Description						
				UK Drinking Water Standards						
				UK Estuaries and coastal waters EQS						
				UK Freshwater EQS						
Chem_Group	ChemName	output unit	EQL							
Metals	Antimony	µg/L	1	5 <sup>#1</sup>	-	6	-	<1	<1	3
	Arsenic	µg/L	0.5	10 <sup>#1</sup>	25 <sup>#2</sup>	50 <sup>#2</sup>	-	5	<1	12
	Boron	µg/L	10	1000 <sup>#1</sup>	7000 <sup>#3</sup>	2000 <sup>#3</sup>	-	840	1080	660
	Cadmium	µg/L	0.02	5 <sup>#1</sup>	0.2 <sup>#4</sup>	0.08 <sup>#5</sup>	-	0.02	0.04	<0.02
	Chromium (hexavalent)	µg/L	3		0.6 <sup>#4</sup>	3.4 <sup>#4</sup>	-	<3	<3	<3
	Chromium	µg/L	1	50 <sup>#1</sup>	0.6 <sup>#4</sup>	3.4 <sup>#6</sup>	-	<1	<1	<1
	Chromium (Trivalent)	µg/L	3		4.7 <sup>#4</sup>	-	-	-	-	-
	Cobalt	µg/L	0.5		3 <sup>#7</sup>	-	-	3	<1	<1
	Copper	µg/L	0.3	2000 <sup>#1</sup>	3.76 <sup>#8</sup>	1160 <sup>#9</sup>	-	<1	1	<1
	Lead	µg/L	0.2	10 <sup>#1</sup>	1.3 <sup>#4</sup>	1.219 <sup>#9</sup>	-	<1	<1	<1
	Mercury	µg/L	0.01	1 <sup>#1</sup>	0.07(MAC) <sup>#10</sup>	0.07(MAC) <sup>#10</sup>	-	<0.03	<0.03	<0.03
	Molybdenum	µg/L	1	70 <sup>#11</sup>	-	-	-	39	2	16
	Nickel	µg/L	0.4	20 <sup>#1</sup>	8.6 <sup>#4</sup>	416 <sup>#9</sup>	-	3	3	2
	Selenium	µg/L	1	10 <sup>#1</sup>	-	-	-	24	2	<1
	Vanadium	µg/L	1		100 <sup>#12</sup>	20 <sup>#13</sup>	-	10	1	59
	Zinc	µg/L	1	3000 <sup>#14</sup>	-	10.9 <sup>#9</sup>	-	<2	3	3
Inorganics	Available Phosphate	mg/l	6	-	-	-	-	-	-	-
	Available Phosphorus	mg/l	2	-	-	-	-	-	-	-
	Ammoniacal Nitrogen as N	mg/L	0.002		0.02 <sup>#2</sup>	0.6 <sup>#15</sup>	1	0.9	10.2	8.3
	Calcium	mg/L	0.2		-	-	-	47	634	605
	Chloride	mg/L	1	250 <sup>#1</sup>	250 <sup>#3</sup>	97	-	153	159	586
	Cyanide (Free)	µg/L	2.5	50 <sup>#1</sup>	1 <sup>#2</sup>	-	-	<20	<20	<20
	Cyanide Total	µg/L	5	50 <sup>#1</sup>	1 <sup>#2</sup>	-	-	<20	<20	<20
	cyanides-complex	µg/L	5	50 <sup>#1</sup>	1 <sup>#2</sup>	-	-	-	-	-
	Fluoride	µg/L	100	1500 <sup>#1</sup>	5000 <sup>#7</sup>	1000 <sup>#16</sup>	-	900	700	500
	Magnesium	mg/L	0.036		-	-	-	12	76	96
	Potassium	mg/L	0.2		-	-	-	19	71	67
Sodium	mg/L	0.076		200 <sup>#1</sup>	-	-	77	121	170	
Sulphate	mg/L	2	250(SO4) <sup>#17</sup>	400 <sup>#3</sup>	-	-	169	1790	1890	
Phenolics	Xylenols	µg/L	0.5		-	-	-	-	-	-
	Trimethylphenols	µg/L	0.5		-	-	-	<0.5	<0.5	<0.5
	Cresol Total	µg/L	0.5		-	-	-	<0.5	<0.5	<0.5
	Dimethylphenols	µg/L	0.5		-	-	-	<0.5	<0.5	<0.5
	Phenol	µg/L	0.5	5800 <sup>#18</sup>	7.7 <sup>#2</sup>	-	-	2.6	2.2	<0.5
	Phenols Monohydric	µg/L	0.5		-	-	-	-	-	4.2
Other	Temperature	°C		-	-	-	-	-	-	-
	Conductivity @ 25oC	mS/cm	0.01		-	-	-	0.765	3.34	2.14
	Conductivity @ 20oC	µS/cm	14		-	-	-	-	-	-
	pH (Lab)	pH Units	1	6.5-9.5 <sup>#1</sup>	6-8.5(MAC) <sup>#19</sup>	6-9(MAC) <sup>#19</sup>	8	-	7.6	7.7

Field_ID	Location_Code	Sample_Depth	Range	Sampled_Date	Time	Matrix_Description
BH07030-X-4.00-ES-191125	BH07030	4		25/11/2019		UK Drinking Water Standards
BH07030-X-4.00-ES-191125	BH07030	4		25/11/2019		UK Estuaries and coastal waters EQS
BH07030-X-5.00-ES-191125	BH07030	5		25/11/2019		UK Freshwater EQS
BH07030-X-5.00-ES-191125	BH07030	5		25/11/2019		
BH07030-X-6.00-ES-191125	BH07030	6		25/11/2019		
BH07030-X-7.00-ES-191125	BH07030	7		25/11/2019		

Chem_Group	ChemName	output unit	EQL

**Environmental Standards Comments**

- #1:Water Supply (Water Quality) Regulations 2016.
- #2:Water Framework Directive (Standards and Classification) Directions (England and Wales) 2015.
- #3:Operational Targets and EQS. EA, April 2018
- #4:Water Framework Directive (Standards & Classification) Directions (England & Wales) 2015. Dissolved fraction.
- #5:Water Framework Directive (Standards & Classification) Directions (England & Wales) 2015. Dissolved fraction. Lowest criteria presented (<40mg/l of CaCO3). See 'further assessment' if criteria exceeded and hardness (CaCO3) data available.
- #6:Water Framework Directive (Standards and Classification) Directions (England and Wales) 2015. Dissolved Fraction. If hexavalent chromium (CrVI) data is available, a value of 4.7µg/l may be appropriate for the remaining trivalent chromium (CrIII).
- #7:Operational Targets and EQS. EA, April 2018. Dissolved fraction.
- #8:Water Framework Directive (Standards and Classification) Directions (England and Wales) 2015. Dissolved Fraction. If DOC >1mg/l then a higher criteria applies (3.76\*(2.677\*(DOC2+0.5))
- #9:Water Framework Directive (Standards & Classification) Directions (England & Wales) 2015. Dissolved & bioavailable (bio) fraction plus background. M-BAT tool to assess: <http://wfd.uk.org/resources/river-lakes-metal-bioavailability-assessment-tool-m-bat>
- #10:Water Framework Directive (Standards and Classification) Directions (England and Wales) 2015. Dissolved Fraction. MAC adopted in absence of AA value.
- #11:Guidelines for Drinking-water Quality, 4th Edition. WHO, 2011. Informal value.
- #12:Operational Targets and EQS. EA, April 2018.
- #13:Operational Targets and EQS. EA, April 2018. Lowest criteria presented (<200mg/l CaCO3). See 'further assessment' values if criteria exceeded and hardness (CaCO3) data available.
- #14:Guidelines for Drinking-water Quality, 4th Edition. WHO, 2011. Based on taste rather than a formal guideline.
- #15:Water Framework Directive (Standards and Classification) Directions (England and Wales) 2015. Indicator of 'good' status (90%ile) - Ammonia standard for lakes and rivers (total ammonia as nitrogen).
- #16:Operational Targets and EQS. EA, April 2018. Dissolved fraction. Lowest criteria presented (<50 mg/l CaCO3). See 'further assessment' values if criteria exceeded and hardness (CaCO3) data available.
- #17:Water Supply (Water Quality) Regulations 2016. As SO4.
- #18:US EPA Regional Screening Levels, May 2019. <https://www.epa.gov/risk/regional-screening-levels-rsls-generic-tables>
- #19:Operational Targets and EQS. EA, April 2018. Maximum Allowable Concentration (MAC) adopted in absence of Annual Average (AA) value.

**Legend**

36.2	Results exceeds GAC.
<50	Results MDL is greater than GAC.
-	Determinand has not been tested for.

**Notes**

A range is given where a determinand has been analysed for by more than one method.

				Field_ID	BH07031-X-0.05-ES-191127	BH07031-X-1.00-ES-191127	BH07031-X-2.00-ES-191128	BH07031-X-3.00-ES-191128	BH07031-X-3.00-ES-191128	BH07031-X-4.00-ES-191128
				Location_Code	BH07031	BH07031	BH07031	BH07031	BH07031	BH07031
				Sample_Death_Range	0.05	1	2	3	3	4
				Sampled_Date_Time	27/11/2019	27/11/2019	28/11/2019	28/11/2019	28/11/2019	28/11/2019
				Matrix_Description						
				UK Drinking Water Standards						
				UK Estuaries and coastal waters EQS						
				UK Freshwater EQS						
Chem_Group	ChemName	output unit	EQL							
Metals	Antimony	µg/L	1	5 <sup>#1</sup>						
	Arsenic	µg/L	0.5	10 <sup>#1</sup>	25 <sup>#2</sup>	50 <sup>#2</sup>	<1	7	7	-
	Boron	µg/L	10	1000 <sup>#1</sup>	7000 <sup>#3</sup>	2000 <sup>#3</sup>	220	120	130	-
	Cadmium	µg/L	0.02	5 <sup>#1</sup>	0.2 <sup>#4</sup>	0.08 <sup>#5</sup>	0.1	<0.02	<0.02	-
	Chromium (hexavalent)	µg/L	3		0.6 <sup>#4</sup>	3.4 <sup>#4</sup>	<3	<3	<3	-
	Chromium	µg/L	1	50 <sup>#1</sup>	0.6 <sup>#4</sup>	3.4 <sup>#6</sup>	<1	<1	<1	-
	Chromium (Trivalent)	µg/L	3		4.7 <sup>#4</sup>	4.7 <sup>#4</sup>	-	-	-	-
	Cobalt	µg/L	0.5		3 <sup>#7</sup>	3 <sup>#7</sup>	<1	<1	<1	-
	Copper	µg/L	0.3	2000 <sup>#1</sup>	3.78 <sup>#8</sup>	1(bio) <sup>#9</sup>	2	<1	12	-
	Lead	µg/L	0.2	10 <sup>#1</sup>	1.3 <sup>#4</sup>	1.2(bio) <sup>#9</sup>	<1	<1	<1	-
	Mercury	µg/L	0.01	1 <sup>#1</sup>	0.07(MAC) <sup>#10</sup>	0.07(MAC) <sup>#10</sup>	<0.03	<0.03	0.1	-
	Molybdenum	µg/L	1	70 <sup>#11</sup>			5	37	65	-
	Nickel	µg/L	0.4	20 <sup>#1</sup>	8.6 <sup>#4</sup>	4(bio) <sup>#9</sup>	4	2	7	-
	Selenium	µg/L	1	10 <sup>#1</sup>			9	27	7	-
	Vanadium	µg/L	1		100 <sup>#12</sup>	20 <sup>#13</sup>	<1	5	76	-
	Zinc	µg/L	1	3000 <sup>#14</sup>		10.9(bio) <sup>#9</sup>	6	4	5	-
Inorganics	Available Phosphate	mg/l	6				-	-	-	-
	Available Phosphorus	mg/l	2				-	-	-	-
	Ammoniacal Nitrogen as N	mg/L	0.002		0.02 <sup>#2</sup>	0.6 <sup>#15</sup>	0.02	0.7	4	4
	Calcium	mg/L	0.2				265	44	294	-
	Chloride	mg/L	1	250 <sup>#1</sup>		250 <sup>#3</sup>	34	182	152	-
	Cyanide (Free)	µg/L	2.5	50 <sup>#1</sup>	1 <sup>#2</sup>	1 <sup>#2</sup>	<20	<20	<20	-
	Cyanide Total	µg/L	5	50 <sup>#1</sup>	1 <sup>#2</sup>	1 <sup>#2</sup>	<20	<20	<20	-
	cyanides-complex	µg/L	5	50 <sup>#1</sup>	1 <sup>#2</sup>	1 <sup>#2</sup>	-	-	-	-
	Fluoride	µg/L	100	1500 <sup>#1</sup>	5000 <sup>#7</sup>	1000 <sup>#16</sup>	400	800	400	-
	Magnesium	mg/L	0.036				58	16	8	-
	Potassium	mg/L	0.2				27	18	36	-
	Sodium	mg/L	0.076		200 <sup>#1</sup>		53	83	245	-
	Sulphate	mg/L	2	250(SO4) <sup>#17</sup>		400 <sup>#3</sup>	865	263	1070	-
Phenolics	Xylenols	µg/L	0.5				-	-	-	-
	Trimethylphenols	µg/L	0.5				<0.5	<0.5	<0.5	-
	Cresol Total	µg/L	0.5				<0.5	<0.5	<0.5	-
	Dimethylphenols	µg/L	0.5				<0.5	<0.5	<0.5	-
	Phenol	µg/L	0.5	5800 <sup>#18</sup>	7.7 <sup>#2</sup>	7.7 <sup>#2</sup>	<0.5	1.1	6.5	9.3
Phenols Monohydric	µg/L	0.5				<0.5	1.1	6.5	1.1	
Other	Temperature	°C					-	-	-	-
	Conductivity @ 25oC	mS/cm	0.01				1.71	0.788	2.37	1.23
	Conductivity @ 20oC	µS/cm	14				-	-	-	-
	pH (Lab)	pH Units	1	6.5-9.5 <sup>#1</sup>	6-8.5(MAC) <sup>#19</sup>	6-9(MAC) <sup>#19</sup>	7.4	7.9	9.4	-

Field_ID	Location_Code	Sample_Depth_Range	Sampled_Date_Time	Matrix_Description
BH07031-X-0.05-ES-191127	BH07031	0.05	27/11/2019	UK Drinking Water Standards
BH07031-X-1.00-ES-191127	BH07031	1	27/11/2019	UK Estuaries and coastal waters EQS
BH07031-X-2.00-ES-191128	BH07031	2	28/11/2019	UK Freshwater EQS
BH07031-X-3.00-ES-191128	BH07031	3	28/11/2019	
BH07031-X-3.00-ES-191128	BH07031	3	28/11/2019	
BH07031-X-4.00-ES-191128	BH07031	4	28/11/2019	

Chem_Group	ChemName	output unit	EQL

**Environmental Standards Comments**

- #1:Water Supply (Water Quality) Regulations 2016.
- #2:Water Framework Directive (Standards and Classification) Directions (England and Wales) 2015.
- #3:Operational Targets and EQS. EA, April 2018
- #4:Water Framework Directive (Standards & Classification) Directions (England & Wales) 2015. Dissolved fraction.
- #5:Water Framework Directive (Standards & Classification) Directions (England & Wales) 2015. Dissolved fraction. Lowest criteria presented (<40mg/l of CaCO3). See 'further assessment' if criteria exceeded and hardness (CaCO3) data available.
- #6:Water Framework Directive (Standards and Classification) Directions (England and Wales) 2015. Dissolved Fraction. If hexavalent chromium (CrVI) data is available, a value of 4.7µg/l may be appropriate for the remaining trivalent chromium (CrIII).
- #7:Operational Targets and EQS. EA, April 2018. Dissolved fraction.
- #8:Water Framework Directive (Standards and Classification) Directions (England and Wales) 2015. Dissolved Fraction. If DOC >1mg/l then a higher criteria applies (3.76\*(2.677\*(DOC2+0.5))
- #9:Water Framework Directive (Standards & Classification) Directions (England & Wales) 2015. Dissolved & bioavailable (bio) fraction plus background. M-BAT tool to assess: <http://wfd.uk.org/resources/river-lakes-metal-bioavailability-assessment-tool-m-bat>
- #10:Water Framework Directive (Standards and Classification) Directions (England and Wales) 2015. Dissolved Fraction. MAC adopted in absence of AA value.
- #11:Guidelines for Drinking-water Quality, 4th Edition. WHO, 2011. Informal value.
- #12:Operational Targets and EQS. EA, April 2018.
- #13:Operational Targets and EQS. EA, April 2018. Lowest criteria presented (<200mg/l CaCO3). See 'further assessment' values if criteria exceeded and hardness (CaCO3) data available.
- #14:Guidelines for Drinking-water Quality, 4th Edition. WHO, 2011. Based on taste rather than a formal guideline.
- #15:Water Framework Directive (Standards and Classification) Directions (England and Wales) 2015. Indicator of 'good' status (90%ile) - Ammonia standard for lakes and rivers (total ammonia as nitrogen).
- #16:Operational Targets and EQS. EA, April 2018. Dissolved fraction. Lowest criteria presented (<50 mg/l CaCO3). See 'further assessment' values if criteria exceeded and hardness (CaCO3) data available.
- #17:Water Supply (Water Quality) Regulations 2016. As SO4.
- #18:US EPA Regional Screening Levels, May 2019. <https://www.epa.gov/risk/regional-screening-levels-rsls-generic-tables>
- #19:Operational Targets and EQS. EA, April 2018. Maximum Allowable Concentration (MAC) adopted in absence of Annual Average (AA) value.

**Legend**

36.2	Results exceeds GAC.
<50	Results MDL is greater than GAC.
-	Determinand has not been tested for.

**Notes**

A range is given where a determinand has been analysed for by more than one method.

		Field_ID	BH07031-X-5.00-ES-191128	BH07031-X-5.00-ES-191128	BH07031-X-6.00-ES-191128	BH07031-X-6.80-ES-191129	BH07032-X-0.05-ES-200108	BH07032-X-1.00-ES-200108		
		Location_Code	BH07031	BH07031	BH07031	BH07031	BH07032	BH07032		
		Sample_Death_Range	5	5	6	6.8	0.05	1		
		Sampled_Date_Time	28/11/2019	28/11/2019	28/11/2019	29/11/2019	08/01/2020	08/01/2020		
		Matrix_Description								
		UK Drinking Water Standards	UK Estuaries and coastal waters EQS	UK Freshwater EQS						
Chem_Group	ChemName	output unit	EQ1							
Metals	Antimony	µg/L	1	5 <sup>#1</sup>	-	<1	<1	4	<1	3
	Arsenic	µg/L	0.5	10 <sup>#1</sup>	50 <sup>#2</sup>	4	2	8	<1	2
	Boron	µg/L	10	1000 <sup>#1</sup>	2000 <sup>#3</sup>	780	1510	880	240	150
	Cadmium	µg/L	0.02	5 <sup>#1</sup>	0.2 <sup>#4</sup>	0.1	0.49	0.05	0.03	<0.02
	Chromium (hexavalent)	µg/L	3	-	0.6 <sup>#4</sup>	<3	<3	<3	<3	<3
	Chromium	µg/L	1	50 <sup>#1</sup>	0.6 <sup>#4</sup>	<1	<1	<1	<1	<1
	Chromium (Trivalent)	µg/L	3	-	4.7 <sup>#4</sup>	-	-	-	-	-
	Cobalt	µg/L	0.5	-	3 <sup>#7</sup>	2	4	<1	<1	<1
	Copper	µg/L	0.3	2000 <sup>#1</sup>	3.76 <sup>#8</sup>	<1	3	<1	2	<1
	Lead	µg/L	0.2	10 <sup>#1</sup>	1.3 <sup>#4</sup>	<1	<1	<1	<1	<1
	Mercury	µg/L	0.01	1 <sup>#1</sup>	0.07(MAC) <sup>#10</sup>	<0.03	<0.03	0.04	<0.03	<0.03
	Molybdenum	µg/L	1	70 <sup>#11</sup>	-	5	6	48	3	21
	Nickel	µg/L	0.4	20 <sup>#1</sup>	8.6 <sup>#4</sup>	5	7	2	4	3
	Selenium	µg/L	1	10 <sup>#1</sup>	-	1	<1	<1	3	21
	Vanadium	µg/L	1	-	100 <sup>#12</sup>	1	<1	20	<1	2
Zinc	µg/L	1	3000 <sup>#14</sup>	-	4	11	3	<2	<2	
Inorganics	Available Phosphate	mg/l	6	-	-	-	-	-	-	-
	Available Phosphorus	mg/l	2	-	-	-	-	-	-	-
	Ammoniacal Nitrogen as N	mg/L	0.002	0.02 <sup>#2</sup>	0.6 <sup>#15</sup>	8.9	4.4	16.1	0.03	0.9
	Calcium	mg/L	0.2	-	-	562	632	47	285	94
	Chloride	mg/L	1	250 <sup>#1</sup>	250 <sup>#3</sup>	155	312	1550	9	11
	Cyanide (Free)	µg/L	2.5	50 <sup>#1</sup>	1 <sup>#2</sup>	<20	<20	<20	<20	<20
	Cyanide Total	µg/L	5	50 <sup>#1</sup>	1 <sup>#2</sup>	<20	<20	<20	<20	<20
	cyanides-complex	µg/L	5	50 <sup>#1</sup>	1 <sup>#2</sup>	-	-	-	-	-
	Fluoride	µg/L	100	1500 <sup>#1</sup>	5000 <sup>#7</sup>	700	600	700	400	700
	Magnesium	mg/L	0.036	-	-	79	143	63	61	33
	Potassium	mg/L	0.2	-	-	72	85	81	31	30
Sodium	mg/L	0.076	200 <sup>#1</sup>	-	137	251	902	44	79	
Sulphate	mg/L	2	250(SO4) <sup>#17</sup>	400 <sup>#3</sup>	1690	2080	104	955	486	
Phenolics	Xylenols	µg/L	0.5	-	-	-	-	-	-	-
	Trimethylphenols	µg/L	0.5	-	-	<0.5	<0.5	<0.5	<0.5	<0.5
	Cresol Total	µg/L	0.5	-	-	<0.5	<0.5	<0.5	<0.5	<0.5
	Dimethylphenols	µg/L	0.5	-	-	<0.5	<0.5	<0.5	<0.5	<0.5
	Phenol	µg/L	0.5	5800 <sup>#18</sup>	7.7 <sup>#2</sup>	1.6	<0.5	<0.5	<0.5	<0.5
Phenols Monohydric	µg/L	0.5	-	-	-	-	-	-	-	
Other	Temperature	°C	-	-	-	-	-	-	-	-
	Conductivity @ 25oC	mS/cm	0.01	-	-	3.26	4.15	5.41	1.68	1.11
	Conductivity @ 20oC	µS/cm	14	-	-	-	-	-	-	-
	pH (Lab)	pH Units	1	6.5-9.5 <sup>#1</sup>	6-8.5(MAC) <sup>#19</sup>	6-9(MAC) <sup>#19</sup>	7.4	7.6	8.2	7.5

Field_ID	Location_Code	Sample_Depth_Range	Sampled_Date_Time	Matrix_Description
BH07031-X-5.00-ES-191128	BH07031	5	28/11/2019	UK Drinking Water Standards
BH07031-X-5.00-ES-191128	BH07031	5	28/11/2019	UK Estuaries and coastal waters EQS
BH07031-X-6.00-ES-191128	BH07031	6	28/11/2019	UK Freshwater EQS
BH07031-X-6.80-ES-191129	BH07031	6.8	29/11/2019	
BH07032-X-0.05-ES-200108	BH07032	0.05	08/01/2020	
BH07032-X-1.00-ES-200108	BH07032	1	08/01/2020	

Chem_Group	ChemName	output unit	EQL

**Environmental Standards Comments**

- #1:Water Supply (Water Quality) Regulations 2016.
- #2:Water Framework Directive (Standards and Classification) Directions (England and Wales) 2015.
- #3:Operational Targets and EQS. EA, April 2018
- #4:Water Framework Directive (Standards & Classification) Directions (England & Wales) 2015. Dissolved fraction.
- #5:Water Framework Directive (Standards & Classification) Directions (England & Wales) 2015. Dissolved fraction. Lowest criteria presented (<40mg/l of CaCO3). See 'further assessment' if criteria exceeded and hardness (CaCO3) data available.
- #6:Water Framework Directive (Standards and Classification) Directions (England and Wales) 2015. Dissolved Fraction. If hexavalent chromium (CrVI) data is available, a value of 4.7µg/l may be appropriate for the remaining trivalent chromium (CrIII).
- #7:Operational Targets and EQS. EA, April 2018. Dissolved fraction.
- #8:Water Framework Directive (Standards and Classification) Directions (England and Wales) 2015. Dissolved Fraction. If DOC >1mg/l then a higher criteria applies (3.76\*(2.677\*(DOC2+0.5))
- #9:Water Framework Directive (Standards & Classification) Directions (England & Wales) 2015. Dissolved & bioavailable (bio) fraction plus background. M-BAT tool to assess: <http://wfd.uk.org/resources/river-lakes-metal-bioavailability-assessment-tool-m-bat>
- #10:Water Framework Directive (Standards and Classification) Directions (England and Wales) 2015. Dissolved Fraction. MAC adopted in absence of AA value.
- #11:Guidelines for Drinking-water Quality, 4th Edition. WHO, 2011. Informal value.
- #12:Operational Targets and EQS. EA, April 2018.
- #13:Operational Targets and EQS. EA, April 2018. Lowest criteria presented (<200mg/l CaCO3). See 'further assessment' values if criteria exceeded and hardness (CaCO3) data available.
- #14:Guidelines for Drinking-water Quality, 4th Edition. WHO, 2011. Based on taste rather than a formal guideline.
- #15:Water Framework Directive (Standards and Classification) Directions (England and Wales) 2015. Indicator of 'good' status (90%ile) - Ammonia standard for lakes and rivers (total ammonia as nitrogen).
- #16:Operational Targets and EQS. EA, April 2018. Dissolved fraction. Lowest criteria presented (<50 mg/l CaCO3). See 'further assessment' values if criteria exceeded and hardness (CaCO3) data available.
- #17:Water Supply (Water Quality) Regulations 2016. As SO4.
- #18:US EPA Regional Screening Levels, May 2019. <https://www.epa.gov/risk/regional-screening-levels-rsls-generic-tables>
- #19:Operational Targets and EQS. EA, April 2018. Maximum Allowable Concentration (MAC) adopted in absence of Annual Average (AA) value.

**Legend**

36.2	Results exceeds GAC.
<50	Results MDL is greater than GAC.
-	Determinand has not been tested for.

**Notes**

A range is given where a determinand has been analysed for by more than one method.

		Field_ID	BH07032-X-2.00-ES-200109	BH07032-X-2.00-ES-200109	BH07032-X-23.00-ES-200116	BH07032-X-28.25-ES-200120	BH07032-X-28.25-ES-200120	BH07032-X-3.00-ES-200109				
		Location_Code	BH07032	BH07032	BH07032	BH07032	BH07032	BH07032				
		Sample_Dept_Range	2	2	23	28.25	28.25	3				
		Sampled_Date_Time	09/01/2020	09/01/2020	16/01/2020	20/01/2020	20/01/2020	09/01/2020				
		Matrix_Description										
		UK Drinking Water Standards										
		UK Estuaries and coastal waters EQS										
		UK Freshwater EQS										
Chem_Group	ChemName	output unit	EQL									
Metals	Antimony	µg/L	1	5 <sup>#1</sup>		4	-	2 - 10	<1	1	-	
	Arsenic	µg/L	0.5	10 <sup>#1</sup>	25 <sup>#2</sup>	2	-	2 - 3	<1	1	-	
	Boron	µg/L	10	1000 <sup>#1</sup>	7000 <sup>#3</sup>	2000 <sup>#3</sup>	370	-	170 - 600	320	300	-
	Cadmium	µg/L	0.02	5 <sup>#1</sup>	0.2 <sup>#4</sup>	0.08 <sup>#5</sup>	<0.02	-	<0.02	<0.02	<0.02	-
	Chromium (hexavalent)	µg/L	3		0.6 <sup>#4</sup>	3.4 <sup>#4</sup>	<3	-	<3	<3	<3	-
	Chromium	µg/L	1	50 <sup>#1</sup>	0.6 <sup>#4</sup>	3.4 <sup>#6</sup>	<1	-	<1 - 1	<1	<1	-
	Chromium (Trivalent)	µg/L	3			4.7 <sup>#4</sup>	<3	-	<3	<3	<3	-
	Cobalt	µg/L	0.5		3 <sup>#7</sup>	3 <sup>#7</sup>	<1	-	<1	2	<1	-
	Copper	µg/L	0.3	2000 <sup>#1</sup>	3.76 <sup>#8</sup>	1(bio) <sup>#9</sup>	1	-	<1	<1	<1	-
	Lead	µg/L	0.2	10 <sup>#1</sup>	1.3 <sup>#4</sup>	1.2(bio) <sup>#9</sup>	<1	-	<1	<1	<1	-
	Mercury	µg/L	0.01	1 <sup>#1</sup>	0.07(MAC) <sup>#10</sup>	0.07(MAC) <sup>#10</sup>	<0.03	-	<0.03	<0.03	<0.03	-
	Molybdenum	µg/L	1	70 <sup>#11</sup>			27	-	15 - 68	7	7	-
	Nickel	µg/L	0.4	20 <sup>#1</sup>	8.6 <sup>#4</sup>	4(bio) <sup>#9</sup>	1	-	3 - 5	11	7	-
	Selenium	µg/L	1	10 <sup>#1</sup>			1	-	<1 - 2	<1	<1	-
	Vanadium	µg/L	1		100 <sup>#12</sup>	20 <sup>#13</sup>	5	-	<1 - 4	2	4	-
	Zinc	µg/L	1	3000 <sup>#14</sup>		10.9(bio) <sup>#9</sup>	<2	-	5 - 7	<2	<2	-
Inorganics	Available Phosphate	mg/l	6			-	-	-	-	-	-	
	Available Phosphorus	mg/l	2			-	-	-	-	-	-	
	Ammoniacal Nitrogen as N	mg/L	0.002		0.02 <sup>#2</sup>	0.6 <sup>#15</sup>	2.2	2	4.2 - 5.2	2.9	3	2.6
	Calcium	mg/L	0.2				481	-	18 - 39	45	32	-
	Chloride	mg/L	1	250 <sup>#1</sup>		250 <sup>#3</sup>	61	-	231 - 495	680	621	-
	Cyanide (Free)	µg/L	2.5	50 <sup>#1</sup>	1 <sup>#2</sup>	1 <sup>#2</sup>	<20	-	<20	<20	<20	-
	Cyanide Total	µg/L	5	50 <sup>#1</sup>	1 <sup>#2</sup>	1 <sup>#2</sup>	<20	-	<20 - 30	<20	<20	-
	cyanides-complex	µg/L	5	50 <sup>#1</sup>	1 <sup>#2</sup>	1 <sup>#2</sup>	-	-	-	-	-	-
	Fluoride	µg/L	100	1500 <sup>#1</sup>		5000 <sup>#7</sup>	400	-	400 - 700	400	500	-
	Magnesium	mg/L	0.036				27	-	14 - 35	45	36	-
	Potassium	mg/L	0.2				42	-	25 - 34	33	28	-
Sodium	mg/L	0.076		200 <sup>#1</sup>		127	-	185 - 318	407	356	-	
Sulphate	mg/L	2	250(SO4) <sup>#17</sup>		400 <sup>#3</sup>	1240	-	47 - 84	75	71	-	
Phenolics	Xylenols	µg/L	0.5			-	-	-	-	-	-	
	Trimethylphenols	µg/L	0.5			<0.5	-	<0.5	<0.5	<0.5	-	
	Cresol Total	µg/L	0.5			<0.5	-	<0.5	<0.5	<0.5	-	
	Dimethylphenols	µg/L	0.5			<0.5	-	<0.5	<0.5	<0.5	-	
	Phenol	µg/L	0.5	5800 <sup>#18</sup>	7.7 <sup>#2</sup>	7.7 <sup>#2</sup>	<0.5	-	2 - 2.1	0.5	0.8	-
Phenols Monohydric	µg/L	0.5				<0.5	-	-	-	-	-	
Other	Temperature	°C				-	-	-	-	-	-	
	Conductivity @ 25oC	mS/cm	0.01			2.16	-	1.14 - 2.06	2.32	2.68	-	
	Conductivity @ 20oC	µS/cm	14			-	-	-	-	-	-	
	pH (Lab)	pH Units	1	6.5-9.5 <sup>#1</sup>	6-8.5(MAC) <sup>#19</sup>	6-9(MAC) <sup>#19</sup>	7.6	-	8 - 8.2	7.9	7.9	-

Field_ID	Location_Code	Sample_Depth_Range	Sampled_Date_Time	Matrix_Description
BH07032-X-2.00-ES-200109	BH07032	2	09/01/2020	UK Drinking Water Standards
BH07032-X-2.00-ES-200109	BH07032	2	09/01/2020	UK Estuaries and coastal waters EQS
BH07032-X-23.00-ES-200116	BH07032	23	16/01/2020	UK Freshwater EQS
BH07032-X-28.25-ES-200120	BH07032	28.25	20/01/2020	
BH07032-X-28.25-ES-200120	BH07032	28.25	20/01/2020	
BH07032-X-3.00-ES-200109	BH07032	3	09/01/2020	

Chem_Group	ChemName	output unit	EQL

**Environmental Standards Comments**

- #1:Water Supply (Water Quality) Regulations 2016.
- #2:Water Framework Directive (Standards and Classification) Directions (England and Wales) 2015.
- #3:Operational Targets and EQS. EA, April 2018
- #4:Water Framework Directive (Standards & Classification) Directions (England & Wales) 2015. Dissolved fraction.
- #5:Water Framework Directive (Standards & Classification) Directions (England & Wales) 2015. Dissolved fraction. Lowest criteria presented (<40mg/l of CaCO3). See 'further assessment' if criteria exceeded and hardness (CaCO3) data available.
- #6:Water Framework Directive (Standards and Classification) Directions (England and Wales) 2015. Dissolved Fraction. If hexavalent chromium (CrVI) data is available, a value of 4.7µg/l may be appropriate for the remaining trivalent chromium (CrIII).
- #7:Operational Targets and EQS. EA, April 2018. Dissolved fraction.
- #8:Water Framework Directive (Standards and Classification) Directions (England and Wales) 2015. Dissolved Fraction. If DOC >1mg/l then a higher criteria applies (3.76\*(2.677\*(DOC2+0.5))
- #9:Water Framework Directive (Standards & Classification) Directions (England & Wales) 2015. Dissolved & bioavailable (bio) fraction plus background. M-BAT tool to assess: <http://wfd.uk.org/resources/river-lakes-metal-bioavailability-assessment-tool-m-bat>
- #10:Water Framework Directive (Standards and Classification) Directions (England and Wales) 2015. Dissolved Fraction. MAC adopted in absence of AA value.
- #11:Guidelines for Drinking-water Quality, 4th Edition. WHO, 2011. Informal value.
- #12:Operational Targets and EQS. EA, April 2018.
- #13:Operational Targets and EQS. EA, April 2018. Lowest criteria presented (<200mg/l CaCO3). See 'further assessment' values if criteria exceeded and hardness (CaCO3) data available.
- #14:Guidelines for Drinking-water Quality, 4th Edition. WHO, 2011. Based on taste rather than a formal guideline.
- #15:Water Framework Directive (Standards and Classification) Directions (England and Wales) 2015. Indicator of 'good' status (90%ile) - Ammonia standard for lakes and rivers (total ammonia as nitrogen).
- #16:Operational Targets and EQS. EA, April 2018. Dissolved fraction. Lowest criteria presented (<50 mg/l CaCO3). See 'further assessment' values if criteria exceeded and hardness (CaCO3) data available.
- #17:Water Supply (Water Quality) Regulations 2016. As SO4.
- #18:US EPA Regional Screening Levels, May 2019. <https://www.epa.gov/risk/regional-screening-levels-rsls-generic-tables>
- #19:Operational Targets and EQS. EA, April 2018. Maximum Allowable Concentration (MAC) adopted in absence of Annual Average (AA) value.

**Legend**

36.2	Results exceeds GAC.
<50	Results MDL is greater than GAC.
-	Determinand has not been tested for.

**Notes**

A range is given where a determinand has been analysed for by more than one method.





Field_ID	Location_Code	Sample_Depth_Range	Sampled_Date_Time	Matrix_Description
BH07032-X-3.00-ES-200109	BH07032	3	09/01/2020	UK Drinking Water Standards
BH07032-X-4.00-ES-200109	BH07032	4	09/01/2020	UK Estuaries and coastal waters EQS
BH07032-X-4.00-ES-200109	BH07032	4	09/01/2020	UK Freshwater EQS
BH07032-X-5.00-ES-200109	BH07032	5	09/01/2020	
BH07032-X-5.00-ES-200109	BH07032	5	09/01/2020	
BH07032-X-6.00-ES-200109	BH07032	6	09/01/2020	

Chem_Group	ChemName	output unit	EQL

**Environmental Standards Comments**

- #1:Water Supply (Water Quality) Regulations 2016.
- #2:Water Framework Directive (Standards and Classification) Directions (England and Wales) 2015.
- #3:Operational Targets and EQS. EA, April 2018
- #4:Water Framework Directive (Standards & Classification) Directions (England & Wales) 2015. Dissolved fraction.
- #5:Water Framework Directive (Standards & Classification) Directions (England & Wales) 2015. Dissolved fraction. Lowest criteria presented (<40mg/l of CaCO3). See 'further assessment' if criteria exceeded and hardness (CaCO3) data available.
- #6:Water Framework Directive (Standards and Classification) Directions (England and Wales) 2015. Dissolved Fraction. If hexavalent chromium (CrVI) data is available, a value of 4.7µg/l may be appropriate for the remaining trivalent chromium (CrIII).
- #7:Operational Targets and EQS. EA, April 2018. Dissolved fraction.
- #8:Water Framework Directive (Standards and Classification) Directions (England and Wales) 2015. Dissolved Fraction. If DOC >1mg/l then a higher criteria applies (3.76\*(2.677\*(DOC2+0.5))
- #9:Water Framework Directive (Standards & Classification) Directions (England & Wales) 2015. Dissolved & bioavailable (bio) fraction plus background. M-BAT tool to assess: <http://wfd.uk.org/resources/river-lakes-metal-bioavailability-assessment-tool-m-bat>
- #10:Water Framework Directive (Standards and Classification) Directions (England and Wales) 2015. Dissolved Fraction. MAC adopted in absence of AA value.
- #11:Guidelines for Drinking-water Quality, 4th Edition. WHO, 2011. Informal value.
- #12:Operational Targets and EQS. EA, April 2018.
- #13:Operational Targets and EQS. EA, April 2018. Lowest criteria presented (<200mg/l CaCO3). See 'further assessment' values if criteria exceeded and hardness (CaCO3) data available.
- #14:Guidelines for Drinking-water Quality, 4th Edition. WHO, 2011. Based on taste rather than a formal guideline.
- #15:Water Framework Directive (Standards and Classification) Directions (England and Wales) 2015. Indicator of 'good' status (90%ile) - Ammonia standard for lakes and rivers (total ammonia as nitrogen).
- #16:Operational Targets and EQS. EA, April 2018. Dissolved fraction. Lowest criteria presented (<50 mg/l CaCO3). See 'further assessment' values if criteria exceeded and hardness (CaCO3) data available.
- #17:Water Supply (Water Quality) Regulations 2016. As SO4.
- #18:US EPA Regional Screening Levels, May 2019. <https://www.epa.gov/risk/regional-screening-levels-rsls-generic-tables>
- #19:Operational Targets and EQS. EA, April 2018. Maximum Allowable Concentration (MAC) adopted in absence of Annual Average (AA) value.

**Legend**

36.2	Results exceeds GAC.
<50	Results MDL is greater than GAC.
-	Determinand has not been tested for.

**Notes**

A range is given where a determinand has been analysed for by more than one method.

				Field_ID	BH07032-X-6.00-ES-200109	BH07032-X-7.00-ES-200110	BH07034-X-0.00-ES-200122	BH07034-X-1.00-ES-200122	BH07034-X-10.00-ES-200130	BH07034-X-11.00-ES-200130		
				Location_Code	BH07032	BH07032	BH07034	BH07034	BH07034	BH07034		
				Sample_Death_Range	6	7	0	1	10	11		
				Sampled_Date_Time	09/01/2020	10/01/2020	22/01/2020	22/01/2020	30/01/2020	30/01/2020		
				Matrix_Description								
				UK Drinking Water Standards								
				UK Estuaries and coastal waters EQS								
				UK Freshwater EQS								
Chem_Group	ChemName	output unit	EQL									
Metals	Antimony	µg/L	1	5 <sup>#1</sup>			<1	3	<1	2	2	3
	Arsenic	µg/L	0.5	10 <sup>#1</sup>	25 <sup>#2</sup>	50 <sup>#2</sup>	2	3	<1	6	12	4
	Boron	µg/L	10	1000 <sup>#1</sup>	7000 <sup>#3</sup>	2000 <sup>#3</sup>	1780	670	240	180	610	420
	Cadmium	µg/L	0.02	5 <sup>#1</sup>	0.2 <sup>#4</sup>	0.08 <sup>#5</sup>	<0.02	0.03	<0.02	<0.02	<0.02	<0.02
	Chromium (hexavalent)	µg/L	3		0.6 <sup>#4</sup>	3.4 <sup>#4</sup>	<3	<3	<3	<3	<3	<3
	Chromium	µg/L	1	50 <sup>#1</sup>	0.6 <sup>#4</sup>	3.4 <sup>#6</sup>	<1	<1	<1	<1	<1	<1
	Chromium (Trivalent)	µg/L	3		4.7 <sup>#4</sup>	4.7 <sup>#4</sup>	<3	<3	<3	<3	<3	<3
	Cobalt	µg/L	0.5		3 <sup>#7</sup>	3 <sup>#7</sup>	3	3	3	3	3	3
	Copper	µg/L	0.3	2000 <sup>#1</sup>	3.76 <sup>#8</sup>	1(bio) <sup>#9</sup>	1	1	<1	<1	<1	<1
	Lead	µg/L	0.2	10 <sup>#1</sup>	1.3 <sup>#4</sup>	1.2(bio) <sup>#9</sup>	<1	<1	<1	<1	<1	<1
	Mercury	µg/L	0.01	1 <sup>#1</sup>	0.07(MAC) <sup>#10</sup>	0.07(MAC) <sup>#10</sup>	<0.03	0.05	<0.03	<0.03	<0.03	<0.03
	Molybdenum	µg/L	1	70 <sup>#11</sup>			5	18	2	14	21	25
	Nickel	µg/L	0.4	20 <sup>#1</sup>	8.6 <sup>#4</sup>	4(bio) <sup>#9</sup>	8	1	8	<1	1	1
	Selenium	µg/L	1	10 <sup>#1</sup>			<1	<1	10	5	<1	<1
	Vanadium	µg/L	1		100 <sup>#12</sup>	20 <sup>#13</sup>	<1	20	<1	36	6	10
	Zinc	µg/L	1	3000 <sup>#14</sup>			<2	<2	<2	2	2	<2
Inorganics	Available Phosphate	mg/l	6				-	-	-	-	-	-
	Available Phosphorus	mg/l	2				-	-	-	-	-	-
	Ammoniacal Nitrogen as N	mg/L	0.002		0.02 <sup>#2</sup>	0.6 <sup>#15</sup>	4.9	8.2	0.2	0.5	13.5	9
	Calcium	mg/L	0.2				731	21	599	10	32	15
	Chloride	mg/L	1	250 <sup>#1</sup>			684	475	13	9	1140	723
	Cyanide (Free)	µg/L	2.5	50 <sup>#1</sup>	1 <sup>#2</sup>	1 <sup>#2</sup>	<20	<20	<20	<20	<20	<20
	Cyanide Total	µg/L	5	50 <sup>#1</sup>	1 <sup>#2</sup>	1 <sup>#2</sup>	<20	<20	<20	<20	<20	<20
	Cyanides-complex	µg/L	5	50 <sup>#1</sup>	1 <sup>#2</sup>	1 <sup>#2</sup>	-	-	-	-	-	-
	Fluoride	µg/L	100	1500 <sup>#1</sup>	5000 <sup>#7</sup>	1000 <sup>#16</sup>	1000	500	200	400	400	400
	Magnesium	mg/L	0.036				208	24	128	<1	46	23
	Potassium	mg/L	0.2				144	49	51	7	85	62
Sodium	mg/L	0.076		200 <sup>#1</sup>		806	379	127	21	806	499	
Sulphate	mg/L	2	250(SO4) <sup>#17</sup>		400 <sup>#3</sup>	3290	114	2220	61	88	37	
Phenolics	Xylenols	µg/L	0.5				-	-	-	-	-	-
	Trimethylphenols	µg/L	0.5				<0.5	<0.5	<0.5	<0.5	<0.5	<0.5
	Cresol Total	µg/L	0.5				<0.5	<0.5	<0.5	<0.5	<0.5	<0.5
	Dimethylphenols	µg/L	0.5				<0.5	<0.5	<0.5	<0.5	<0.5	<0.5
	Phenol	µg/L	0.5	5800 <sup>#18</sup>	7.7 <sup>#2</sup>	7.7 <sup>#2</sup>	0.5	<0.5	<0.5	4.7	5	7.2
Phenols Monohydric	µg/L	0.5										
Other	Temperature	°C					-	-	-	-	-	-
	Conductivity @ 25oC	mS/cm	0.01				6.04	2.19	2.94	0.218	4.35	2.86
	Conductivity @ 20oC	µS/cm	14				-	-	-	-	-	-
	pH (Lab)	pH Units	1	6.5-9.5 <sup>#1</sup>	6-8.5(MAC) <sup>#19</sup>	6-9(MAC) <sup>#19</sup>	7.7	8.2	7.5	9.3	8.2	8.3

Field_ID	Location_Code	Sample_Depth_Range	Sampled_Date_Time	Matrix_Description
BH07032-X-6.00-ES-200109	BH07032	6	09/01/2020	UK Drinking Water Standards
BH07032-X-7.00-ES-200110	BH07032	7	10/01/2020	UK Estuaries and coastal waters EQS
BH07034-X-0.00-ES-200122	BH07034	0	22/01/2020	UK Freshwater EQS
BH07034-X-1.00-ES-200122	BH07034	1	22/01/2020	
BH07034-X-10.00-ES-200130	BH07034	10	30/01/2020	
BH07034-X-11.00-ES-200130	BH07034	11	30/01/2020	

Chem_Group	ChemName	output unit	EQL

**Environmental Standards Comments**

- #1:Water Supply (Water Quality) Regulations 2016.
- #2:Water Framework Directive (Standards and Classification) Directions (England and Wales) 2015.
- #3:Operational Targets and EQS. EA, April 2018
- #4:Water Framework Directive (Standards & Classification) Directions (England & Wales) 2015. Dissolved fraction.
- #5:Water Framework Directive (Standards & Classification) Directions (England & Wales) 2015. Dissolved fraction. Lowest criteria presented (<40mg/l of CaCO3). See 'further assessment' if criteria exceeded and hardness (CaCO3) data available.
- #6:Water Framework Directive (Standards and Classification) Directions (England and Wales) 2015. Dissolved Fraction. If hexavalent chromium (CrVI) data is available, a value of 4.7µg/l may be appropriate for the remaining trivalent chromium (CrIII).
- #7:Operational Targets and EQS. EA, April 2018. Dissolved fraction.
- #8:Water Framework Directive (Standards and Classification) Directions (England and Wales) 2015. Dissolved Fraction. If DOC >1mg/l then a higher criteria applies (3.76\*(2.677\*(DOC2+0.5))
- #9:Water Framework Directive (Standards & Classification) Directions (England & Wales) 2015. Dissolved & bioavailable (bio) fraction plus background. M-BAT tool to assess: <http://wfd.uk.org/resources/river-lakes-metal-bioavailability-assessment-tool-m-bat>
- #10:Water Framework Directive (Standards and Classification) Directions (England and Wales) 2015. Dissolved Fraction. MAC adopted in absence of AA value.
- #11:Guidelines for Drinking-water Quality, 4th Edition. WHO, 2011. Informal value.
- #12:Operational Targets and EQS. EA, April 2018.
- #13:Operational Targets and EQS. EA, April 2018. Lowest criteria presented (<200mg/l CaCO3). See 'further assessment' values if criteria exceeded and hardness (CaCO3) data available.
- #14:Guidelines for Drinking-water Quality, 4th Edition. WHO, 2011. Based on taste rather than a formal guideline.
- #15:Water Framework Directive (Standards and Classification) Directions (England and Wales) 2015. Indicator of 'good' status (90%ile) - Ammonia standard for lakes and rivers (total ammonia as nitrogen).
- #16:Operational Targets and EQS. EA, April 2018. Dissolved fraction. Lowest criteria presented (<50 mg/l CaCO3). See 'further assessment' values if criteria exceeded and hardness (CaCO3) data available.
- #17:Water Supply (Water Quality) Regulations 2016. As SO4.
- #18:US EPA Regional Screening Levels, May 2019. <https://www.epa.gov/risk/regional-screening-levels-rsls-generic-tables>
- #19:Operational Targets and EQS. EA, April 2018. Maximum Allowable Concentration (MAC) adopted in absence of Annual Average (AA) value.

**Legend**

36.2	Results exceeds GAC.
<50	Results MDL is greater than GAC.
-	Determinand has not been tested for.

**Notes**

A range is given where a determinand has been analysed for by more than one method.

				Field_ID	BH07034-X-12.00-ES-200130	BH07034-X-13.00-ES-200130	BH07034-X-14.00-ES-200130	BH07034-X-15.00-ES-200130	BH07034-X-16.00-ES-200131		
				Location_Code	BH07034	BH07034	BH07034	BH07034	BH07034		
				Sample_DePTH_Range	12	13	14	15	16		
				Sampled_Date_Time	30/01/2020	30/01/2020	30/01/2020	30/01/2020	31/01/2020		
				Matrix_Description							
				UK Drinking Water Standards	UK Estuaries and coastal waters EQS	UK Freshwater EQS					
Chem_Group	ChemName	output unit	EQL								
Metals	Antimony	µg/L	1	5 <sup>#1</sup>			1	2	3	2	2
	Arsenic	µg/L	0.5	10 <sup>#1</sup>	25 <sup>#2</sup>	50 <sup>#2</sup>	5	4	4	26	39
	Boron	µg/L	10	1000 <sup>#1</sup>	7000 <sup>#3</sup>	2000 <sup>#3</sup>	1220	1030	460	500	380
	Cadmium	µg/L	0.02	5 <sup>#1</sup>	0.2 <sup>#4</sup>	0.08 <sup>#5</sup>	<0.02	<0.02	<0.02	<0.02	<0.02
	Chromium (hexavalent)	µg/L	3		0.6 <sup>#4</sup>	3.4 <sup>#4</sup>	<3	<3	<3	<3	<3
	Chromium	µg/L	1	50 <sup>#1</sup>	0.6 <sup>#4</sup>	3.4 <sup>#6</sup>	<1	<1	<1	<1	<1
	Chromium (Trivalent)	µg/L	3		4.7 <sup>#4</sup>	4.7 <sup>#4</sup>	<3	<3	<3	<3	<3
	Cobalt	µg/L	0.5		3 <sup>#7</sup>	3 <sup>#7</sup>	<1	<1	<1	<1	<1
	Copper	µg/L	0.3	2000 <sup>#1</sup>	3.76 <sup>#8</sup>	1(bio) <sup>#9</sup>	<1	<1	<1	<1	<1
	Lead	µg/L	0.2	10 <sup>#1</sup>	1.3 <sup>#4</sup>	1.2(bio) <sup>#9</sup>	<1	<1	<1	<1	<1
	Mercury	µg/L	0.01	1 <sup>#1</sup>	0.07(MAC) <sup>#10</sup>	0.07(MAC) <sup>#10</sup>	<0.03	<0.03	<0.03	<0.03	<0.03
	Molybdenum	µg/L	1	70 <sup>#11</sup>			7	9	12	12	6
	Nickel	µg/L	0.4	20 <sup>#1</sup>	8.6 <sup>#4</sup>	4(bio) <sup>#9</sup>	<1	<1	1	<1	<1
	Selenium	µg/L	1	10 <sup>#1</sup>			<1	<1	<1	<1	<1
	Vanadium	µg/L	1		100 <sup>#12</sup>	20 <sup>#13</sup>	3	3	12	12	10
Zinc	µg/L	1	3000 <sup>#14</sup>		10.9(bio) <sup>#9</sup>	<2	3	<2	<2	<2	
Inorganics	Available Phosphate	mg/l	6				-	-	-	-	-
	Available Phosphorus	mg/l	2				-	-	-	-	-
	Ammoniacal Nitrogen as N	mg/L	0.002		0.02 <sup>#2</sup>	0.6 <sup>#15</sup>	10.3	8.3	7	17.1	13
	Calcium	mg/L	0.2				27	24	14	27	19
	Chloride	mg/L	1	250 <sup>#1</sup>			854	657	399	977	741
	Cyanide (Free)	µg/L	2.5	50 <sup>#1</sup>	1 <sup>#2</sup>	250 <sup>#3</sup>	<20	<20	<20	<20	<20
	Cyanide Total	µg/L	5	50 <sup>#1</sup>	1 <sup>#2</sup>	1 <sup>#2</sup>	<20	<20	<20	<20	20
	cyanides-complex	µg/L	5	50 <sup>#1</sup>	1 <sup>#2</sup>	1 <sup>#2</sup>	-	-	-	-	-
	Fluoride	µg/L	100	1500 <sup>#1</sup>	5000 <sup>#7</sup>	1000 <sup>#16</sup>	300	300	200	200	200
	Magnesium	mg/L	0.036				40	32	19	47	35
Potassium	mg/L	0.2				56	47	33	71	55	
Sodium	mg/L	0.076		200 <sup>#1</sup>		582	434	296	673	485	
Sulphate	mg/L	2	250(SO4) <sup>#17</sup>		400 <sup>#3</sup>	61	58	42	24	10	
Phenolics	Xylenols	µg/L	0.5				-	-	-	-	-
	Trimethylphenols	µg/L	0.5				<0.5	<0.5	<0.5	<0.5	<0.5
	Cresol Total	µg/L	0.5				<0.5	<0.5	<0.5	<0.5	3.2
	Dimethylphenols	µg/L	0.5				<0.5	<0.5	<0.5	<0.5	<0.5
	Phenol	µg/L	0.5	5800 <sup>#18</sup>	7.7 <sup>#2</sup>	7.7 <sup>#2</sup>	3.8	4.1	3.7	3.3	3
Phenols Monohydric	µg/L	0.5				-	-	-	-	-	
Other	Temperature	°C					-	-	-	-	-
	Conductivity @ 25oC	mS/cm	0.01				3.39	2.71	1.74	3.79	3.07
	Conductivity @ 20oC	µS/cm	14				-	-	-	-	-
	pH (Lab)	pH Units	1	6.5-9.5 <sup>#1</sup>	6-8.5(MAC) <sup>#19</sup>	6-9(MAC) <sup>#19</sup>	8	8.1	8	8.2	8.1

Field_ID	BH07034-X-12.00-ES-200130	BH07034-X-13.00-ES-200130	BH07034-X-14.00-ES-200130	BH07034-X-15.00-ES-200130	BH07034-X-16.00-ES-200131
Location_Code	BH07034	BH07034	BH07034	BH07034	BH07034
Sample_Depth_Range	12	13	14	15	16
Sampled_Date_Time	30/01/2020	30/01/2020	30/01/2020	30/01/2020	31/01/2020
Matrix_Description	UK Drinking Water Standards	UK Estuaries and coastal waters EQS	UK Freshwater EQS		

Chem_Group	ChemName	output unit	EQL
------------	----------	-------------	-----

**Environmental Standards Comments**

#1:Water Supply (Water Quality) Regulations 2016.  
 #2:Water Framework Directive (Standards and Classification) Directions (England and Wales) 2015.  
 #3:Operational Targets and EQS. EA, April 2018  
 #4:Water Framework Directive (Standards & Classification) Directions (England & Wales) 2015. Dissolved fraction.  
 #5:Water Framework Directive (Standards & Classification) Directions (England & Wales) 2015. Dissolved fraction. Lowest criteria presented (<40mg/l of CaCO3). See 'further assessment' if criteria exceeded and hardness (CaCO3) data available.  
 #6:Water Framework Directive (Standards and Classification) Directions (England and Wales) 2015. Dissolved Fraction. If hexavalent chromium (CrVI) data is available, a value of 4.7µg/l may be appropriate for the remaining trivalent chromium (CrIII).  
 #7:Operational Targets and EQS. EA, April 2018. Dissolved fraction.  
 #8:Water Framework Directive (Standards and Classification) Directions (England and Wales) 2015. Dissolved Fraction. If DOC >1mg/l then a higher criteria applies (3.76\*(2.677\*(DOC2+0.5))  
 #9:Water Framework Directive (Standards & Classification) Directions (England & Wales) 2015. Dissolved & bioavailable (bio) fraction plus background. M-BAT tool to assess: <http://wfd.uk.org/resources/river-lakes-metal-bioavailability-assessment-tool-m-bat>  
 #10:Water Framework Directive (Standards and Classification) Directions (England and Wales) 2015. Dissolved Fraction. MAC adopted in absence of AA value.  
 #11:Guidelines for Drinking-water Quality, 4th Edition. WHO, 2011. Informal value.  
 #12:Operational Targets and EQS. EA, April 2018.  
 #13:Operational Targets and EQS. EA, April 2018. Lowest criteria presented (<200mg/l CaCO3). See 'further assessment' values if criteria exceeded and hardness (CaCO3) data available.  
 #14:Guidelines for Drinking-water Quality, 4th Edition. WHO, 2011. Based on taste rather than a formal guideline.  
 #15:Water Framework Directive (Standards and Classification) Directions (England and Wales) 2015. Indicator of 'good' status (90%ile) - Ammonia standard for lakes and rivers (total ammonia as nitrogen).  
 #16:Operational Targets and EQS. EA, April 2018. Dissolved fraction. Lowest criteria presented (<50 mg/l CaCO3). See 'further assessment' values if criteria exceeded and hardness (CaCO3) data available.  
 #17:Water Supply (Water Quality) Regulations 2016. As SO4.  
 #18:US EPA Regional Screening Levels, May 2019. <https://www.epa.gov/risk/regional-screening-levels-rsls-generic-tables>  
 #19:Operational Targets and EQS. EA, April 2018. Maximum Allowable Concentration (MAC) adopted in absence of Annual Average (AA) value.

**Legend**

36.2	Results exceeds GAC.
<50	Results MDL is greater than GAC.
-	Determinand has not been tested for.

**Notes**  
A range is given where a determinand has been analysed for by more than one method.

				Field_ID	BH07034-X-17.00-ES-200131	BH07034-X-18.00-ES-200206	BH07034-X-19.00-ES-200206	BH07034-X-2.00-ES14-200127	BH07034-X-2.00-ES14-200127		
				Location_Code	BH07034	BH07034	BH07034	BH07034	BH07034		
				Sample_DePTH_Range	17	18	19	2	2		
				Sampled_Date_Time	31/01/2020	06/02/2020	06/02/2020	27/01/2020	27/01/2020		
				Matrix_Description							
				UK Drinking Water Standards	UK Estuaries and coastal waters EQS	UK Freshwater EQS					
Chem_Group	ChemName	output unit	EQL								
Metals	Antimony	µg/L	1	5 <sup>#1</sup>		7	2	2	-	5	
	Arsenic	µg/L	0.5	10 <sup>#1</sup>	25 <sup>#2</sup>	27	7	7	-	4	
	Boron	µg/L	10	1000 <sup>#1</sup>	7000 <sup>#3</sup>	590	480	530	-	100	
	Cadmium	µg/L	0.02	5 <sup>#1</sup>	0.2 <sup>#4</sup>	0.08 <sup>#5</sup>	<0.02	<0.02	0.04	-	0.03
	Chromium (hexavalent)	µg/L	3		0.6 <sup>#4</sup>	3.4 <sup>#4</sup>	<3	<3	<3	-	<3
	Chromium	µg/L	1	50 <sup>#1</sup>	0.6 <sup>#4</sup>	3.4 <sup>#6</sup>	<1	<1	2	-	<1
	Chromium (Trivalent)	µg/L	3			4.7 <sup>#4</sup>	<3	<3	<3	-	<3
	Cobalt	µg/L	0.5		3 <sup>#7</sup>	3 <sup>#7</sup>	<1	<1	<1	-	<1
	Copper	µg/L	0.3	2000 <sup>#1</sup>	3.78 <sup>#8</sup>	1(bio) <sup>#9</sup>	<1	<1	<1	-	<1
	Lead	µg/L	0.2	10 <sup>#1</sup>	1.3 <sup>#4</sup>	1.2(bio) <sup>#9</sup>	<1	<1	<1	-	<1
	Mercury	µg/L	0.01	1 <sup>#1</sup>	0.07(MAC) <sup>#10</sup>	0.07(MAC) <sup>#10</sup>	<0.03	<0.03	<0.03	-	<0.03
	Molybdenum	µg/L	1	70 <sup>#11</sup>		20	16	17	-	29	
	Nickel	µg/L	0.4	20 <sup>#1</sup>	8.6 <sup>#4</sup>	4(bio) <sup>#9</sup>	2	1	1	-	1
	Selenium	µg/L	1	10 <sup>#1</sup>		20 <sup>#13</sup>	2	<1	<1	-	18
	Vanadium	µg/L	1		100 <sup>#12</sup>	20 <sup>#13</sup>	21	22	20	-	2
	Zinc	µg/L	1	3000 <sup>#14</sup>		10.9(bio) <sup>#9</sup>	<2	15	5	-	<2
Inorganics	Available Phosphate	mg/l	6			-	-	-	-	-	
	Available Phosphorus	mg/l	2			-	-	-	-	-	
	Ammoniacal Nitrogen as N	mg/L	0.002		0.02 <sup>#2</sup>	0.6 <sup>#15</sup>	20.3	12.3	14.5	0.8	0.8
	Calcium	mg/L	0.2			32	10	13	-	56	
	Chloride	mg/L	1	250 <sup>#1</sup>		250 <sup>#3</sup>	1160	537	610	-	18
	Cyanide (Free)	µg/L	2.5	50 <sup>#1</sup>	1 <sup>#2</sup>	1 <sup>#2</sup>	<20	<20	<20	-	<20
	Cyanide Total	µg/L	5	50 <sup>#1</sup>	1 <sup>#2</sup>	1 <sup>#2</sup>	170	<20	<20	-	<20
	cyanides-complex	µg/L	5	50 <sup>#1</sup>	1 <sup>#2</sup>	1 <sup>#2</sup>	-	-	-	-	-
	Fluoride	µg/L	100	1500 <sup>#1</sup>	5000 <sup>#7</sup>	1000 <sup>#16</sup>	200	400	400	-	700
	Magnesium	mg/L	0.036			59	18	23	-	22	
	Potassium	mg/L	0.2			86	46	52	-	26	
Sodium	mg/L	0.076		200 <sup>#1</sup>	747	390	439	-	63		
Sulphate	mg/L	2	250(SO4) <sup>#17</sup>		400 <sup>#3</sup>	25	22	26	-	276	
Phenolics	Xylenols	µg/L	0.5			-	-	-	-	-	
	Trimethylphenols	µg/L	0.5			<0.5	<0.5	<0.5	-	<0.5	
	Cresol Total	µg/L	0.5			4	<0.5	<0.5	-	<0.5	
	Dimethylphenols	µg/L	0.5			<0.5	<0.5	<0.5	-	<0.5	
	Phenol	µg/L	0.5	5800 <sup>#18</sup>	7.7 <sup>#2</sup>	5.1	<0.5	<0.5	-	0.9	
	Phenols Monohydric	µg/L	0.5						-		
Other	Temperature	°C				-	-	-	-	-	
	Conductivity @ 25oC	mS/cm	0.01			4.58	2.28	2.64	-	0.767	
	Conductivity @ 20oC	µS/cm	14			-	-	-	-	-	
	pH (Lab)	pH Units	1	6.5-9.5 <sup>#1</sup>	6-8.5(MAC) <sup>#19</sup>	6-9(MAC) <sup>#19</sup>	8.2	8.5	8.4	-	8.2

Field_ID	BH07034-X-17.00-ES-200131	BH07034-X-18.00-ES-200206	BH07034-X-19.00-ES-200206	BH07034-X-2.00-ES14-200127	BH07034-X-2.00-ES14-200127
Location_Code	BH07034	BH07034	BH07034	BH07034	BH07034
Sample_Depth_Range	17	18	19	2	2
Sampled_Date_Time	31/01/2020	06/02/2020	06/02/2020	27/01/2020	27/01/2020
Matrix_Description	UK Drinking Water Standards	UK Estuaries and coastal waters EQS	UK Freshwater EQS		

Chem_Group	ChemName	output unit	EQL
------------	----------	-------------	-----

**Environmental Standards Comments**

#1:Water Supply (Water Quality) Regulations 2016.  
 #2:Water Framework Directive (Standards and Classification) Directions (England and Wales) 2015.  
 #3:Operational Targets and EQS. EA, April 2018  
 #4:Water Framework Directive (Standards & Classification) Directions (England & Wales) 2015. Dissolved fraction.  
 #5:Water Framework Directive (Standards & Classification) Directions (England & Wales) 2015. Dissolved fraction. Lowest criteria presented (<40mg/l of CaCO3). See 'further assessment' if criteria exceeded and hardness (CaCO3) data available.  
 #6:Water Framework Directive (Standards and Classification) Directions (England and Wales) 2015. Dissolved Fraction. If hexavalent chromium (CrVI) data is available, a value of 4.7µg/l may be appropriate for the remaining trivalent chromium (CrIII).  
 #7:Operational Targets and EQS. EA, April 2018. Dissolved fraction.  
 #8:Water Framework Directive (Standards and Classification) Directions (England and Wales) 2015. Dissolved Fraction. If DOC >1mg/l then a higher criteria applies (3.76\*(2.677\*(DOC2+0.5))  
 #9:Water Framework Directive (Standards & Classification) Directions (England & Wales) 2015. Dissolved & bioavailable (bio) fraction plus background. M-BAT tool to assess: <http://wfd.uk.org/resources/river-lakes-metal-bioavailability-assessment-tool-m-bat>  
 #10:Water Framework Directive (Standards and Classification) Directions (England and Wales) 2015. Dissolved Fraction. MAC adopted in absence of AA value.  
 #11:Guidelines for Drinking-water Quality, 4th Edition. WHO, 2011. Informal value.  
 #12:Operational Targets and EQS. EA, April 2018.  
 #13:Operational Targets and EQS. EA, April 2018. Lowest criteria presented (<200mg/l CaCO3). See 'further assessment' values if criteria exceeded and hardness (CaCO3) data available.  
 #14:Guidelines for Drinking-water Quality, 4th Edition. WHO, 2011. Based on taste rather than a formal guideline.  
 #15:Water Framework Directive (Standards and Classification) Directions (England and Wales) 2015. Indicator of 'good' status (90%ile) - Ammonia standard for lakes and rivers (total ammonia as nitrogen).  
 #16:Operational Targets and EQS. EA, April 2018. Dissolved fraction. Lowest criteria presented (<50 mg/l CaCO3). See 'further assessment' values if criteria exceeded and hardness (CaCO3) data available.  
 #17:Water Supply (Water Quality) Regulations 2016. As SO4.  
 #18:US EPA Regional Screening Levels, May 2019. <https://www.epa.gov/risk/regional-screening-levels-rsls-generic-tables>  
 #19:Operational Targets and EQS. EA, April 2018. Maximum Allowable Concentration (MAC) adopted in absence of Annual Average (AA) value.

**Legend**

36.2	Results exceeds GAC.
<50	Results MDL is greater than GAC.
-	Determinand has not been tested for.

**Notes**  
A range is given where a determinand has been analysed for by more than one method.



				Field_ID	BH07034-X-2.00-ES-200127	BH07034-X-2.00-ES-200127	BH07034-X-20.00-ES-200206	BH07034-X-21.00-ES-200206	BH07034-X-22.00-ES-200206	BH07034-X-22.00-ES-200206
				Location_Code	BH07034	BH07034	BH07034	BH07034	BH07034	BH07034
				Sample_Death_Range	2	2	20	21	22	22
				Sampled_Date_Time	27/01/2020	27/01/2020	06/02/2020	06/02/2020	06/02/2020	06/02/2020
				Matrix_Description						
				UK Drinking Water Standards						
				UK Estuaries and coastal waters EQS						
				UK Freshwater EQS						
Chem_Group	ChemName	output unit	EQL							
Metals	Antimony	µg/L	1	5 <sup>#1</sup>	-	5	1	4	3	2
	Arsenic	µg/L	0.5	10 <sup>#1</sup>	25 <sup>#2</sup>	50 <sup>#2</sup>	9	10	4	2
	Boron	µg/L	10	1000 <sup>#1</sup>	7000 <sup>#3</sup>	2000 <sup>#3</sup>	110	2530	470	330
	Cadmium	µg/L	0.02	5 <sup>#1</sup>	0.2 <sup>#4</sup>	0.08 <sup>#5</sup>	<0.02	0.03	<0.02	<0.02
	Chromium (hexavalent)	µg/L	3		0.6 <sup>#4</sup>	3.4 <sup>#4</sup>	<3	3	<3	<3
	Chromium	µg/L	1	50 <sup>#1</sup>	0.6 <sup>#4</sup>	3.4 <sup>#6</sup>	<1	2	1	3
	Chromium (Trivalent)	µg/L	3		4.7 <sup>#4</sup>	4.7 <sup>#4</sup>	<3	<3	<3	<3
	Cobalt	µg/L	0.5		3 <sup>#7</sup>	3 <sup>#7</sup>	<1	<1	<1	2
	Copper	µg/L	0.3	2000 <sup>#1</sup>	3.78 <sup>#8</sup>	1(bio) <sup>#9</sup>	<1	2	<1	6
	Lead	µg/L	0.2	10 <sup>#1</sup>	1.3 <sup>#4</sup>	1.2(bio) <sup>#9</sup>	<1	<1	<1	2
	Mercury	µg/L	0.01	1 <sup>#1</sup>	0.07(MAC) <sup>#10</sup>	0.07(MAC) <sup>#10</sup>	<0.03	<0.03	<0.03	<0.03
	Molybdenum	µg/L	1	70 <sup>#11</sup>			23	19	28	20
	Nickel	µg/L	0.4	20 <sup>#1</sup>	8.6 <sup>#4</sup>	4(bio) <sup>#9</sup>	1	1	3	6
	Selenium	µg/L	1	10 <sup>#1</sup>			15	<1	<1	<1
	Vanadium	µg/L	1		100 <sup>#12</sup>	20 <sup>#13</sup>	4	24	51	52
Zinc	µg/L	1	3000 <sup>#14</sup>		10.9(bio) <sup>#9</sup>	<2	5	29	18	
Inorganics	Available Phosphate	mg/l	6							
	Available Phosphorus	mg/l	2							
	Ammoniacal Nitrogen as N	mg/L	0.002		0.02 <sup>#2</sup>	0.6 <sup>#15</sup>	0.8	19.7	14.7	13.6
	Calcium	mg/L	0.2				50	21	14	15
	Chloride	mg/L	1	250 <sup>#1</sup>		250 <sup>#3</sup>	18	884	593	575
	Cyanide (Free)	µg/L	2.5	50 <sup>#1</sup>	1 <sup>#2</sup>	1 <sup>#2</sup>	<20	<20	<20	<20
	Cyanide Total	µg/L	5	50 <sup>#1</sup>	1 <sup>#2</sup>	1 <sup>#2</sup>	<20	<20	<20	<20
	cyanides-complex	µg/L	5	50 <sup>#1</sup>	1 <sup>#2</sup>	1 <sup>#2</sup>	-	-	-	-
	Fluoride	µg/L	100	1500 <sup>#1</sup>	5000 <sup>#7</sup>	1000 <sup>#16</sup>	700	500	600	600
	Magnesium	mg/L	0.036				20	37	24	22
Potassium	mg/L	0.2				24	56	54	58	
Sodium	mg/L	0.076		200 <sup>#1</sup>		63	643	509	423	
Sulphate	mg/L	2	250(SO4) <sup>#17</sup>		400 <sup>#3</sup>	243	24	41	33	
Phenolics	Xylenols	µg/L	0.5							
	Trimethylphenols	µg/L	0.5				<0.5	<0.5	<0.5	<0.5
	Cresol Total	µg/L	0.5				<0.5	<0.5	1.3	<0.5
	Dimethylphenols	µg/L	0.5				<0.5	<0.5	<0.5	<0.5
	Phenol	µg/L	0.5	5800 <sup>#18</sup>	7.7 <sup>#2</sup>	7.7 <sup>#2</sup>	2.4	<0.5	<0.5	<0.5
	Phenols Monohydric	µg/L	0.5							
Other	Temperature	°C								
	Conductivity @ 25oC	mS/cm	0.01				0.724	3.77	2.7	2.5
	Conductivity @ 20oC	µS/cm	14							1.98
	pH (Lab)	pH Units	1	6.5-9.5 <sup>#1</sup>	6-8.5(MAC) <sup>#19</sup>	6-9(MAC) <sup>#19</sup>	8.1	8.2	8.4	8.5

Field_ID	Location_Code	Sample_Depth	Range	Sampled_Date	Time	Matrix_Description
BH07034-X-2.00-ES-200127	BH07034	2		27/01/2020		UK Drinking Water Standards
BH07034-X-2.00-ES-200127	BH07034	2		27/01/2020		UK Estuaries and coastal waters EQS
BH07034-X-20.00-ES-200206	BH07034	20		06/02/2020		UK Freshwater EQS
BH07034-X-21.00-ES-200206	BH07034	21		06/02/2020		
BH07034-X-22.00-ES-200206	BH07034	22		06/02/2020		
BH07034-X-22.00-ES-200206	BH07034	22		06/02/2020		

Chem_Group	ChemName	output unit	EQL

**Environmental Standards Comments**

- #1:Water Supply (Water Quality) Regulations 2016.
- #2:Water Framework Directive (Standards and Classification) Directions (England and Wales) 2015.
- #3:Operational Targets and EQS. EA, April 2018
- #4:Water Framework Directive (Standards & Classification) Directions (England & Wales) 2015. Dissolved fraction.
- #5:Water Framework Directive (Standards & Classification) Directions (England & Wales) 2015. Dissolved fraction. Lowest criteria presented (<40mg/l of CaCO3). See 'further assessment' if criteria exceeded and hardness (CaCO3) data available.
- #6:Water Framework Directive (Standards and Classification) Directions (England and Wales) 2015. Dissolved Fraction. If hexavalent chromium (CrVI) data is available, a value of 4.7µg/l may be appropriate for the remaining trivalent chromium (CrIII).
- #7:Operational Targets and EQS. EA, April 2018. Dissolved fraction.
- #8:Water Framework Directive (Standards and Classification) Directions (England and Wales) 2015. Dissolved Fraction. If DOC >1mg/l then a higher criteria applies (3.76\*(2.677\*(DOC2+0.5))
- #9:Water Framework Directive (Standards & Classification) Directions (England & Wales) 2015. Dissolved & bioavailable (bio) fraction plus background. M-BAT tool to assess: <http://wfd.uk.org/resources/river-lakes-metal-bioavailability-assessment-tool-m-bat>
- #10:Water Framework Directive (Standards and Classification) Directions (England and Wales) 2015. Dissolved Fraction. MAC adopted in absence of AA value.
- #11:Guidelines for Drinking-water Quality, 4th Edition. WHO, 2011. Informal value.
- #12:Operational Targets and EQS. EA, April 2018.
- #13:Operational Targets and EQS. EA, April 2018. Lowest criteria presented (<200mg/l CaCO3). See 'further assessment' values if criteria exceeded and hardness (CaCO3) data available.
- #14:Guidelines for Drinking-water Quality, 4th Edition. WHO, 2011. Based on taste rather than a formal guideline.
- #15:Water Framework Directive (Standards and Classification) Directions (England and Wales) 2015. Indicator of 'good' status (90%ile) - Ammonia standard for lakes and rivers (total ammonia as nitrogen).
- #16:Operational Targets and EQS. EA, April 2018. Dissolved fraction. Lowest criteria presented (<50 mg/l CaCO3). See 'further assessment' values if criteria exceeded and hardness (CaCO3) data available.
- #17:Water Supply (Water Quality) Regulations 2016. As SO4.
- #18:US EPA Regional Screening Levels, May 2019. <https://www.epa.gov/risk/regional-screening-levels-rsls-generic-tables>
- #19:Operational Targets and EQS. EA, April 2018. Maximum Allowable Concentration (MAC) adopted in absence of Annual Average (AA) value.

**Legend**

36.2	Results exceeds GAC.
<50	Results MDL is greater than GAC.
-	Determinand has not been tested for.

**Notes**

A range is given where a determinand has been analysed for by more than one method.

				Field_ID	BH07034-X-23.00-ES-200206	BH07034-X-24.00-ES-200207	BH07034-X-25.00-ES105-200207	BH07034-X-25.00-ES-200207	BH07034-X-29.00-ES-200212		
				Location_Code	BH07034	BH07034	BH07034	BH07034	BH07034		
				Sample_DePTH_Range	23	24	25	25	29		
				Sampled_Date_Time	06/02/2020	07/02/2020	07/02/2020	07/02/2020	12/02/2020		
				Matrix_Description							
				UK Drinking Water Standards	UK Estuaries and coastal waters EQS	UK Freshwater EQS					
Chem_Group	ChemName	output unit	EQL								
Metals	Antimony	µg/L	1	5 <sup>#1</sup>			1	3	6	69	6
	Arsenic	µg/L	0.5	10 <sup>#1</sup>	25 <sup>#2</sup>	50 <sup>#2</sup>	2	3	1	23	2
	Boron	µg/L	10	1000 <sup>#1</sup>	7000 <sup>#3</sup>	2000 <sup>#3</sup>	190	300	150	300	190
	Cadmium	µg/L	0.02	5 <sup>#1</sup>	0.2 <sup>#4</sup>	0.08 <sup>#5</sup>	<0.02	1.1	0.99	1.01	<0.02
	Chromium (hexavalent)	µg/L	3		0.6 <sup>#4</sup>	3.4 <sup>#4</sup>	<3	<3	<3	<3	<3
	Chromium	µg/L	1	50 <sup>#1</sup>	0.6 <sup>#4</sup>	3.4 <sup>#6</sup>	<1	<1	<1	<1	<1
	Chromium (Trivalent)	µg/L	3			4.7 <sup>#4</sup>	<3	<3	<3	<3	<3
	Cobalt	µg/L	0.5		3 <sup>#7</sup>	3 <sup>#7</sup>	2	<1	<1	<1	<1
	Copper	µg/L	0.3	2000 <sup>#1</sup>	3.78 <sup>#8</sup>	1(bio) <sup>#9</sup>	<1	<1	<1	<1	<1
	Lead	µg/L	0.2	10 <sup>#1</sup>	1.3 <sup>#4</sup>	1.2(bio) <sup>#9</sup>	<1	1	<1	<1	<1
	Mercury	µg/L	0.01	1 <sup>#1</sup>	0.07(MAC) <sup>#10</sup>	0.07(MAC) <sup>#10</sup>	<0.03	<0.03	<0.03	<0.03	<0.03
	Molybdenum	µg/L	1	70 <sup>#11</sup>			48	81	6	29	4
	Nickel	µg/L	0.4	20 <sup>#1</sup>	8.6 <sup>#4</sup>	4(bio) <sup>#9</sup>	6	2	1	2	5
	Selenium	µg/L	1	10 <sup>#1</sup>			<1	<1	<1	<1	<1
	Vanadium	µg/L	1		100 <sup>#12</sup>	20 <sup>#13</sup>	5	5	3	101	<1
	Zinc	µg/L	1	3000 <sup>#14</sup>		10.9(bio) <sup>#9</sup>	<2	15	26	5	3
Inorganics	Available Phosphate	mg/l	6				-	-	-	-	-
	Available Phosphorus	mg/l	2				-	-	-	-	-
	Ammoniacal Nitrogen as N	mg/L	0.002		0.02 <sup>#2</sup>	0.6 <sup>#15</sup>	11.2	9.8	0.8	2.7	1.7
	Calcium	mg/L	0.2				16	22	26	65	37
	Chloride	mg/L	1	250 <sup>#1</sup>			557	582	91	165	397
	Cyanide (Free)	µg/L	2.5	50 <sup>#1</sup>	1 <sup>#2</sup>	250 <sup>#3</sup>	<20	<20	<20	<20	<20
	Cyanide Total	µg/L	5	50 <sup>#1</sup>	1 <sup>#2</sup>	1 <sup>#2</sup>	<20	<20	<20	<20	<20
	cyanides-complex	µg/L	5	50 <sup>#1</sup>	1 <sup>#2</sup>	1 <sup>#2</sup>	-	-	-	-	-
	Fluoride	µg/L	100	1500 <sup>#1</sup>	5000 <sup>#7</sup>	1000 <sup>#16</sup>	400	400	400	400	300
	Magnesium	mg/L	0.036				20	22	8	5	27
	Potassium	mg/L	0.2				47	55	8	14	25
Sodium	mg/L	0.076		200 <sup>#1</sup>		387	432	72	116	252	
Sulphate	mg/L	2	250(SO4) <sup>#17</sup>		400 <sup>#3</sup>	17	52	56	232	52	
Phenolics	Xylenols	µg/L	0.5				-	-	-	-	-
	Trimethylphenols	µg/L	0.5				<0.5	<0.5	<0.5	<0.5	<0.5
	Cresol Total	µg/L	0.5				<0.5	<0.5	<0.5	<0.5	<0.5
	Dimethylphenols	µg/L	0.5				<0.5	<0.5	<0.5	<0.5	<0.5
	Phenol	µg/L	0.5	5800 <sup>#18</sup>	7.7 <sup>#2</sup>	7.7 <sup>#2</sup>	1.1	4.7	1.1	10.2	<0.5
Phenols Monohydric	µg/L	0.5									
Other	Temperature	°C					-	-	-	-	-
	Conductivity @ 25oC	mS/cm	0.01				2.33	2.59	0.568	0.961	1.8
	Conductivity @ 20oC	µS/cm	14				-	-	-	-	-
	pH (Lab)	pH Units	1	6.5-9.5 <sup>#1</sup>	6-8.5(MAC) <sup>#19</sup>	6-9(MAC) <sup>#19</sup>	8.2	8.1	8.3	9.4	8.3

Field_ID	BH07034-X-23.00-ES-200206	BH07034-X-24.00-ES-200207	BH07034-X-25.00-ES105-200207	BH07034-X-25.00-ES-200207	BH07034-X-29.00-ES-200212
Location_Code	BH07034	BH07034	BH07034	BH07034	BH07034
Sample_Depth_Range	23	24	25	25	29
Sampled_Date_Time	06/02/2020	07/02/2020	07/02/2020	07/02/2020	12/02/2020
Matrix_Description	UK Drinking Water Standards	UK Estuaries and coastal waters EQS	UK Freshwater EQS		

Chem_Group	ChemName	output unit	EQL

**Environmental Standards Comments**

- #1:Water Supply (Water Quality) Regulations 2016.
- #2:Water Framework Directive (Standards and Classification) Directions (England and Wales) 2015.
- #3:Operational Targets and EQS. EA, April 2018
- #4:Water Framework Directive (Standards & Classification) Directions (England & Wales) 2015. Dissolved fraction.
- #5:Water Framework Directive (Standards & Classification) Directions (England & Wales) 2015. Dissolved fraction. Lowest criteria presented (<40mg/l of CaCO3). See 'further assessment' if criteria exceeded and hardness (CaCO3) data available.
- #6:Water Framework Directive (Standards and Classification) Directions (England and Wales) 2015. Dissolved Fraction. If hexavalent chromium (CrVI) data is available, a value of 4.7µg/l may be appropriate for the remaining trivalent chromium (CrIII).
- #7:Operational Targets and EQS. EA, April 2018. Dissolved fraction.
- #8:Water Framework Directive (Standards and Classification) Directions (England and Wales) 2015. Dissolved Fraction. If DOC >1mg/l then a higher criteria applies (3.76\*(2.677\*(DOC2+0.5))
- #9:Water Framework Directive (Standards & Classification) Directions (England & Wales) 2015. Dissolved & bioavailable (bio) fraction plus background. M-BAT tool to assess: <http://wfduk.org/resources/river-lakes-metal-bioavailability-assessment-tool-m-bat>
- #10:Water Framework Directive (Standards and Classification) Directions (England and Wales) 2015. Dissolved Fraction. MAC adopted in absence of AA value.
- #11:Guidelines for Drinking-water Quality, 4th Edition. WHO, 2011. Informal value.
- #12:Operational Targets and EQS. EA, April 2018.
- #13:Operational Targets and EQS. EA, April 2018. Lowest criteria presented (<200mg/l CaCO3). See 'further assessment' values if criteria exceeded and hardness (CaCO3) data available.
- #14:Guidelines for Drinking-water Quality, 4th Edition. WHO, 2011. Based on taste rather than a formal guideline.
- #15:Water Framework Directive (Standards and Classification) Directions (England and Wales) 2015. Indicator of 'good' status (90%ile) - Ammonia standard for lakes and rivers (total ammonia as nitrogen).
- #16:Operational Targets and EQS. EA, April 2018. Dissolved fraction. Lowest criteria presented (<50 mg/l CaCO3). See 'further assessment' values if criteria exceeded and hardness (CaCO3) data available.
- #17:Water Supply (Water Quality) Regulations 2016. As SO4.
- #18:US EPA Regional Screening Levels, May 2019. <https://www.epa.gov/risk/regional-screening-levels-rsls-generic-tables>
- #19:Operational Targets and EQS. EA, April 2018. Maximum Allowable Concentration (MAC) adopted in absence of Annual Average (AA) value.

**Legend**

36.2	Results exceeds GAC.
<50	Results MDL is greater than GAC.
-	Determinand has not been tested for.

**Notes**

A range is given where a determinand has been analysed for by more than one method.

				Field_ID	BH07034-X-3.00-ES18-200127	BH07034-X-3.00-ES18-200127	BH07034-X-3.00-ES-200127	BH07034-X-3.00-ES-200127	BH07034-X-30.15-ES-200226		
				Location_Code	BH07034	BH07034	BH07034	BH07034	BH07034		
				Sample_DePTH_Range	3	3	3	3	30.15		
				Sample_Date_Time	27/01/2020	27/01/2020	27/01/2020	27/01/2020	26/02/2020		
				Matrix_Description							
				UK Drinking Water Standards	UK Estuaries and coastal waters EQS	UK Freshwater EQS					
Chem_Group	ChemName	output unit	EQL								
Metals	Antimony	µg/L	1	5 <sup>#1</sup>			-	20	-	5	2
	Arsenic	µg/L	0.5	10 <sup>#1</sup>	25 <sup>#2</sup>	50 <sup>#2</sup>	-	7	-	5	1
	Boron	µg/L	10	1000 <sup>#1</sup>	7000 <sup>#3</sup>	2000 <sup>#3</sup>	-	260	-	240	190
	Cadmium	µg/L	0.02	5 <sup>#1</sup>	0.2 <sup>#4</sup>	0.08 <sup>#5</sup>	-	0.03	-	<0.02	<0.02
	Chromium (hexavalent)	µg/L	3		0.6 <sup>#4</sup>	3.4 <sup>#4</sup>	-	<3	-	<3	<3
	Chromium	µg/L	1	50 <sup>#1</sup>	0.6 <sup>#4</sup>	3.4 <sup>#6</sup>	-	<1	-	<1	<1
	Chromium (Trivalent)	µg/L	3			4.7 <sup>#4</sup>	-	<3	-	<3	<3
	Cobalt	µg/L	0.5		3 <sup>#7</sup>	3 <sup>#7</sup>	-	<1	-	<1	<1
	Copper	µg/L	0.3	2000 <sup>#1</sup>	3.76 <sup>#8</sup>	1(bio) <sup>#9</sup>	-	1	-	1	2
	Lead	µg/L	0.2	10 <sup>#1</sup>	1.3 <sup>#4</sup>	1.2(bio) <sup>#9</sup>	-	<1	-	<1	<1
	Mercury	µg/L	0.01	1 <sup>#1</sup>	0.07(MAC) <sup>#10</sup>	0.07(MAC) <sup>#10</sup>	-	<0.03	-	<0.03	<0.03
	Molybdenum	µg/L	1	70 <sup>#11</sup>			-	32	-	30	5
	Nickel	µg/L	0.4	20 <sup>#1</sup>	8.6 <sup>#4</sup>	4(bio) <sup>#9</sup>	-	5	-	3	21
	Selenium	µg/L	1	10 <sup>#1</sup>			-	17	-	17	<1
	Vanadium	µg/L	1		100 <sup>#12</sup>	20 <sup>#13</sup>	-	14	-	5	<1
	Zinc	µg/L	1	3000 <sup>#14</sup>		10.9(bio) <sup>#9</sup>	-	3	-	<2	6
Inorganics	Available Phosphate	mg/l	6				-	-	-	-	81.7
	Available Phosphorus	mg/l	2				-	-	-	-	26.6
	Ammoniacal Nitrogen as N	mg/L	0.002		0.02 <sup>#2</sup>	0.6 <sup>#15</sup>	0.7	0.7	0.9	0.9	1.1
	Calcium	mg/L	0.2				-	53	-	179	32
	Chloride	mg/L	1	250 <sup>#1</sup>		250 <sup>#3</sup>	-	22	-	18	448
	Cyanide (Free)	µg/L	2.5	50 <sup>#1</sup>	1 <sup>#2</sup>	1 <sup>#2</sup>	-	<20	-	<20	<20
	Cyanide Total	µg/L	5	50 <sup>#1</sup>	1 <sup>#2</sup>	1 <sup>#2</sup>	-	<20	-	<20	<20
	cyanides-complex	µg/L	5	50 <sup>#1</sup>	1 <sup>#2</sup>	1 <sup>#2</sup>	-	-	-	-	-
	Fluoride	µg/L	100	1500 <sup>#1</sup>	5000 <sup>#7</sup>	1000 <sup>#16</sup>	-	1900	-	900	300
	Magnesium	mg/L	0.036				-	7	-	12	27
	Potassium	mg/L	0.2				-	17	-	27	23
Sodium	mg/L	0.076		200 <sup>#1</sup>		-	51	-	67	290	
Sulphate	mg/L	2	250(SO4) <sup>#17</sup>		400 <sup>#3</sup>	-	197	-	566	60	
Phenolics	Xylenols	µg/L	0.5				-	-	-	-	-
	Trimethylphenols	µg/L	0.5				-	<0.5	-	<0.5	<0.5
	Cresol Total	µg/L	0.5				-	<0.5	-	<0.5	0.7
	Dimethylphenols	µg/L	0.5				-	<0.5	-	<0.5	<0.5
	Phenol	µg/L	0.5	5800 <sup>#18</sup>	7.7 <sup>#2</sup>	7.7 <sup>#2</sup>	-	1.7	-	0.7	<0.5
	Phenols Monohydric	µg/L	0.5				-	-	-	-	-
Other	Temperature	°C					-	-	-	-	-
	Conductivity @ 25oC	mS/cm	0.01				-	0.59	-	1.14	1.85
	Conductivity @ 20oC	µS/cm	14				-	-	-	-	-
	pH (Lab)	pH Units	1	6.5-9.5 <sup>#1</sup>	6-8.5(MAC) <sup>#19</sup>	6-9(MAC) <sup>#19</sup>	-	8	-	8	7.5

Field_ID	BH07034-X-3.00-ES18-200127	BH07034-X-3.00-ES18-200127	BH07034-X-3.00-ES-200127	BH07034-X-3.00-ES-200127	BH07034-X-30.15-ES-200226
Location_Code	BH07034	BH07034	BH07034	BH07034	BH07034
Sample_Depth_Range	3	3	3	3	30,15
Sampled_Date_Time	27/01/2020	27/01/2020	27/01/2020	27/01/2020	26/02/2020
Matrix_Description	UK Drinking Water Standards	UK Estuaries and coastal waters EQS	UK Freshwater EQS		

Chem_Group	ChemName	output unit	EQL
------------	----------	-------------	-----

**Environmental Standards Comments**

- #1:Water Supply (Water Quality) Regulations 2016.
- #2:Water Framework Directive (Standards and Classification) Directions (England and Wales) 2015.
- #3:Operational Targets and EQS. EA, April 2018
- #4:Water Framework Directive (Standards & Classification) Directions (England & Wales) 2015. Dissolved fraction.
- #5:Water Framework Directive (Standards & Classification) Directions (England & Wales) 2015. Dissolved fraction. Lowest criteria presented (<40mg/l of CaCO3). See 'further assessment' if criteria exceeded and hardness (CaCO3) data available.
- #6:Water Framework Directive (Standards and Classification) Directions (England and Wales) 2015. Dissolved Fraction. If hexavalent chromium (CrVI) data is available, a value of 4.7µg/l may be appropriate for the remaining trivalent chromium (CrIII).
- #7:Operational Targets and EQS. EA, April 2018. Dissolved fraction.
- #8:Water Framework Directive (Standards and Classification) Directions (England and Wales) 2015. Dissolved Fraction. If DOC >1mg/l then a higher criteria applies (3.76\*(2.677\*(DOC2+0.5))
- #9:Water Framework Directive (Standards & Classification) Directions (England & Wales) 2015. Dissolved & bioavailable (bio) fraction plus background. M-BAT tool to assess: <http://wfd.uk.org/resources/river-lakes-metal-bioavailability-assessment-tool-m-bat>
- #10:Water Framework Directive (Standards and Classification) Directions (England and Wales) 2015. Dissolved Fraction. MAC adopted in absence of AA value.
- #11:Guidelines for Drinking-water Quality, 4th Edition. WHO, 2011. Informal value.
- #12:Operational Targets and EQS. EA, April 2018.
- #13:Operational Targets and EQS. EA, April 2018. Lowest criteria presented (<200mg/l CaCO3). See 'further assessment' values if criteria exceeded and hardness (CaCO3) data available.
- #14:Guidelines for Drinking-water Quality, 4th Edition. WHO, 2011. Based on taste rather than a formal guideline.
- #15:Water Framework Directive (Standards and Classification) Directions (England and Wales) 2015. Indicator of 'good' status (90%ile) - Ammonia standard for lakes and rivers (total ammonia as nitrogen).
- #16:Operational Targets and EQS. EA, April 2018. Dissolved fraction. Lowest criteria presented (<50 mg/l CaCO3). See 'further assessment' values if criteria exceeded and hardness (CaCO3) data available.
- #17:Water Supply (Water Quality) Regulations 2016. As SO4.
- #18:US EPA Regional Screening Levels, May 2019. <https://www.epa.gov/risk/regional-screening-levels-rsls-generic-tables>
- #19:Operational Targets and EQS. EA, April 2018. Maximum Allowable Concentration (MAC) adopted in absence of Annual Average (AA) value.

**Legend**

36.2	Results exceeds GAC.
<50	Results MDL is greater than GAC.
-	Determinand has not been tested for.

**Notes**

A range is given where a determinand has been analysed for by more than one method.

				Field_ID	BH07034-X-4.00-ES-200128	BH07034-X-4.00-ES-200128	BH07034-X-44.11-ES-200228	BH07034-X-5.00-ES-200128	BH07034-X-5.00-ES-200128	BH07034-X-6.00-ES-200128
				Location_Code	BH07034	BH07034	BH07034	BH07034	BH07034	BH07034
				Sample_Death_Range	4	4	44111	5	5	6
				Sampled_Date_Time	28/01/2020	28/01/2020	28/02/2020	28/01/2020	28/01/2020	28/01/2020
				Matrix_Description						
				UK Drinking Water Standards						
				UK Estuaries and coastal waters EQS						
				UK Freshwater EQS						
Chem_Group	ChemName	output unit	EQL							
Metals	Antimony	µg/L	1	5 <sup>#1</sup>	-	10	2	-	3	-
	Arsenic	µg/L	0.5	10 <sup>#1</sup>	25 <sup>#2</sup>	50 <sup>#2</sup>	<1	-	3	-
	Boron	µg/L	10	1000 <sup>#1</sup>	7000 <sup>#3</sup>	2000 <sup>#3</sup>	60	150	1260	-
	Cadmium	µg/L	0.02	5 <sup>#1</sup>	0.2 <sup>#4</sup>	0.08 <sup>#5</sup>	<0.02	<0.02	<0.02	-
	Chromium (hexavalent)	µg/L	3		0.6 <sup>#4</sup>	3.4 <sup>#4</sup>	22	<3	<3	-
	Chromium	µg/L	1	50 <sup>#1</sup>	0.6 <sup>#4</sup>	3.4 <sup>#6</sup>	28	<1	<1	-
	Chromium (Trivalent)	µg/L	3		4.7 <sup>#4</sup>	4.7 <sup>#4</sup>	6	<3	<3	-
	Cobalt	µg/L	0.5		3 <sup>#7</sup>	3 <sup>#7</sup>	<1	<1	3	-
	Copper	µg/L	0.3	2000 <sup>#1</sup>	3.76 <sup>#8</sup>	1(bio) <sup>#9</sup>	35	<1	2	-
	Lead	µg/L	0.2	10 <sup>#1</sup>	1.3 <sup>#4</sup>	1.2(bio) <sup>#9</sup>	<1	<1	<1	-
	Mercury	µg/L	0.01	1 <sup>#1</sup>	0.07(MAC) <sup>#10</sup>	0.07(MAC) <sup>#10</sup>	0.08	<0.03	<0.03	-
	Molybdenum	µg/L	1	70 <sup>#11</sup>			59	2	33	-
	Nickel	µg/L	0.4	20 <sup>#1</sup>	8.6 <sup>#4</sup>	4(bio) <sup>#9</sup>	5	4	7	-
	Selenium	µg/L	1	10 <sup>#1</sup>			11	<1	2	-
	Vanadium	µg/L	1		100 <sup>#12</sup>	20 <sup>#13</sup>	38	<1	1	-
	Zinc	µg/L	1	3000 <sup>#14</sup>		10.9(bio) <sup>#9</sup>	<2	2	14	-
Inorganics	Available Phosphate	mg/l	6			-	21.1	-	-	-
	Available Phosphorus	mg/l	2			-	6.87	-	-	-
	Ammoniacal Nitrogen as N	mg/L	0.002		0.02 <sup>#2</sup>	0.6 <sup>#15</sup>	2.6	2.8	7.2	7.2
	Calcium	mg/L	0.2				180	37	777	-
	Chloride	mg/L	1	250 <sup>#1</sup>		250 <sup>#3</sup>	93	523	189	-
	Cyanide (Free)	µg/L	2.5	50 <sup>#1</sup>	1 <sup>#2</sup>	1 <sup>#2</sup>	<20	<20	<20	-
	Cyanide Total	µg/L	5	50 <sup>#1</sup>	1 <sup>#2</sup>	1 <sup>#2</sup>	<20	<20	<20	-
	cyanides-complex	µg/L	5	50 <sup>#1</sup>	1 <sup>#2</sup>	1 <sup>#2</sup>	-	-	-	-
	Fluoride	µg/L	100	1500 <sup>#1</sup>		5000 <sup>#7</sup>	1000 <sup>#16</sup>	200	300	300
	Magnesium	mg/L	0.036				<1	31	72	-
	Potassium	mg/L	0.2				13	18	53	-
Sodium	mg/L	0.076		200 <sup>#1</sup>		28	306	149	-	
Sulphate	mg/L	2	250(SO4) <sup>#17</sup>		400 <sup>#3</sup>	255	50	2010	-	
Phenolics	Xylenols	µg/L	0.5			-	-	-	-	-
	Trimethylphenols	µg/L	0.5			5.3	<0.5	<0.5	<0.5	-
	Cresol Total	µg/L	0.5			4	<0.5	<0.5	<0.5	-
	Dimethylphenols	µg/L	0.5			5.8	<0.5	<0.5	<0.5	-
	Phenol	µg/L	0.5	5800 <sup>#18</sup>	7.7 <sup>#2</sup>	7.7 <sup>#2</sup>	76.7	<0.5	2.1	-
Phenols Monohydric	µg/L	0.5							-	
Other	Temperature	°C				-	-	-	-	-
	Conductivity @ 25oC	mS/cm	0.01			0.942	2	3.19	-	-
	Conductivity @ 20oC	µS/cm	14			-	-	-	-	-
	pH (Lab)	pH Units	1	6.5-9.5 <sup>#1</sup>	6-8.5(MAC) <sup>#19</sup>	6-9(MAC) <sup>#19</sup>	11.1	7.9	7.9	-

Field_ID	Location_Code	Sample_Depth_Range	Sampled_Date_Time	Matrix_Description
BH07034-X-4.00-ES-200128	BH07034	4	28/01/2020	UK Drinking Water Standards
BH07034-X-4.00-ES-200128	BH07034	4	28/01/2020	UK Estuaries and coastal waters EQS
BH07034-X-44.11-ES-200228	BH07034	44.11	28/02/2020	UK Freshwater EQS
BH07034-X-5.00-ES-200128	BH07034	5	28/01/2020	
BH07034-X-5.00-ES-200128	BH07034	5	28/01/2020	
BH07034-X-6.00-ES-200128	BH07034	6	28/01/2020	

Chem_Group	ChemName	output unit	EQL

**Environmental Standards Comments**

- #1:Water Supply (Water Quality) Regulations 2016.
- #2:Water Framework Directive (Standards and Classification) Directions (England and Wales) 2015.
- #3:Operational Targets and EQS. EA, April 2018
- #4:Water Framework Directive (Standards & Classification) Directions (England & Wales) 2015. Dissolved fraction.
- #5:Water Framework Directive (Standards & Classification) Directions (England & Wales) 2015. Dissolved fraction. Lowest criteria presented (<40mg/l of CaCO3). See 'further assessment' if criteria exceeded and hardness (CaCO3) data available.
- #6:Water Framework Directive (Standards and Classification) Directions (England and Wales) 2015. Dissolved Fraction. If hexavalent chromium (CrVI) data is available, a value of 4.7µg/l may be appropriate for the remaining trivalent chromium (CrIII).
- #7:Operational Targets and EQS. EA, April 2018. Dissolved fraction.
- #8:Water Framework Directive (Standards and Classification) Directions (England and Wales) 2015. Dissolved Fraction. If DOC >1mg/l then a higher criteria applies (3.76\*(2.677\*(DOC2+0.5)))
- #9:Water Framework Directive (Standards & Classification) Directions (England & Wales) 2015. Dissolved & bioavailable (bio) fraction plus background. M-BAT tool to assess: <http://wfd.uk.org/resources/river-lakes-metal-bioavailability-assessment-tool-m-bat>
- #10:Water Framework Directive (Standards and Classification) Directions (England and Wales) 2015. Dissolved Fraction. MAC adopted in absence of AA value.
- #11:Guidelines for Drinking-water Quality, 4th Edition. WHO, 2011. Informal value.
- #12:Operational Targets and EQS. EA, April 2018.
- #13:Operational Targets and EQS. EA, April 2018. Lowest criteria presented (<200mg/l CaCO3). See 'further assessment' values if criteria exceeded and hardness (CaCO3) data available.
- #14:Guidelines for Drinking-water Quality, 4th Edition. WHO, 2011. Based on taste rather than a formal guideline.
- #15:Water Framework Directive (Standards and Classification) Directions (England and Wales) 2015. Indicator of 'good' status (90%ile) - Ammonia standard for lakes and rivers (total ammonia as nitrogen).
- #16:Operational Targets and EQS. EA, April 2018. Dissolved fraction. Lowest criteria presented (<50 mg/l CaCO3). See 'further assessment' values if criteria exceeded and hardness (CaCO3) data available.
- #17:Water Supply (Water Quality) Regulations 2016. As SO4.
- #18:US EPA Regional Screening Levels, May 2019. <https://www.epa.gov/risk/regional-screening-levels-rsls-generic-tables>
- #19:Operational Targets and EQS. EA, April 2018. Maximum Allowable Concentration (MAC) adopted in absence of Annual Average (AA) value.

**Legend**

36.2	Results exceeds GAC.
<50	Results MDL is greater than GAC.
-	Determinand has not been tested for.

**Notes**

A range is given where a determinand has been analysed for by more than one method.



				Field_ID	BH07034-X-6.00-ES-200128	BH07034-X-7.00-ES-200129	BH07034-X-7.00-ES-200129	BH07034-X-8.00-ES-200129	BH07034-X-9.00-ES-200129	BH07038-X-0.05-ES-200114		
				Location_Code	BH07034	BH07034	BH07034	BH07034	BH07034	BH07038		
				Sample_Death_Range	6	7	7	8	9	0.05		
				Sampled_Date_Time	28/01/2020	29/01/2020	29/01/2020	29/01/2020	29/01/2020	14/01/2020		
				Matrix_Description								
				UK Drinking Water Standards	UK Estuaries and coastal waters EQS	UK Freshwater EQS						
Chem_Group	ChemName	output unit	EQL									
Metals	Antimony	µg/L	1	5 <sup>#1</sup>			3 - 7	<1	<1	<1	4	<1
	Arsenic	µg/L	0.5	10 <sup>#1</sup>	25 <sup>#2</sup>	50 <sup>#2</sup>	5	6	8	10	3	<1
	Boron	µg/L	10	1000 <sup>#1</sup>	7000 <sup>#3</sup>	2000 <sup>#3</sup>	1470 - 1920	800	780	710	640	230
	Cadmium	µg/L	0.02	5 <sup>#1</sup>	0.2 <sup>#4</sup>	0.08 <sup>#5</sup>	<0.02	<0.02	0.05	<0.02	<0.02	0.12
	Chromium (hexavalent)	µg/L	3		0.6 <sup>#4</sup>	3.4 <sup>#6</sup>	<3 - 9	<3	<3	<3	<3	<3
	Chromium	µg/L	1	50 <sup>#1</sup>	0.6 <sup>#4</sup>	3.4 <sup>#6</sup>	<1	<1	<1	<1	<1	<1
	Chromium (Trivalent)	µg/L	3			4.7 <sup>#4</sup>	<3	<3	<3	<3	<3	<3
	Cobalt	µg/L	0.5			3 <sup>#7</sup>	3 - 4	<1	1	<1	1	1
	Copper	µg/L	0.3	2000 <sup>#1</sup>	3.76 <sup>#8</sup>	1(bio) <sup>#9</sup>	<1	<1	<1	<1	<1	2
	Lead	µg/L	0.2	10 <sup>#1</sup>	1.3 <sup>#4</sup>	1.2(bio) <sup>#9</sup>	<1 - 1	<1	<1	<1	<1	<1
	Mercury	µg/L	0.01	1 <sup>#1</sup>	0.07(MAC) <sup>#10</sup>	0.07(MAC) <sup>#10</sup>	<0.03	<0.03	<0.03	<0.03	<0.03	<0.03
	Molybdenum	µg/L	1	70 <sup>#11</sup>			44 - 62	18	17	36	40	2
	Nickel	µg/L	0.4	20 <sup>#1</sup>	8.6 <sup>#4</sup>	4(bio) <sup>#9</sup>	9 - 14	3	3	3	1	10
	Selenium	µg/L	1	10 <sup>#1</sup>			<1	<1	<1	<1	<1	5
	Vanadium	µg/L	1		100 <sup>#12</sup>	20 <sup>#13</sup>	<1	1	1	3	8	<1
	Zinc	µg/L	1	3000 <sup>#14</sup>			9 - 21	<2	2	2	2	3
Inorganics	Available Phosphate	mg/l	6				-	-	-	-	-	-
	Available Phosphorus	mg/l	2				-	-	-	-	-	-
	Ammoniacal Nitrogen as N	mg/L	0.002		0.02 <sup>#2</sup>	0.6 <sup>#15</sup>	11.5 - 16.7	13.1	11.9	16.6	14.4	0.06
	Calcium	mg/L	0.2				804 - 818	76	72	56	33	591
	Chloride	mg/L	1	250 <sup>#1</sup>		250 <sup>#3</sup>	221 - 432	1250	1200	868	1470	5
	Cyanide (Free)	µg/L	2.5	50 <sup>#1</sup>	1 <sup>#2</sup>	1 <sup>#2</sup>	<20	<20	<20	<20	<20	<20
	Cyanide Total	µg/L	5	50 <sup>#1</sup>	1 <sup>#2</sup>	1 <sup>#2</sup>	<20 - 20	<20	<20	<20	<20	<20
	cyanides-complex	µg/L	5	50 <sup>#1</sup>	1 <sup>#2</sup>	1 <sup>#2</sup>	-	-	-	-	-	-
	Fluoride	µg/L	100	1500 <sup>#1</sup>		5000 <sup>#7</sup>	200 - 300	900	1000	800	500	300
	Magnesium	mg/L	0.036				71 - 97	69	68	48	54	98
	Potassium	mg/L	0.2				55 - 70	68	60	57	107	35
Sodium	mg/L	0.076		200 <sup>#1</sup>		179 - 276	844	827	675	946	45	
Sulphate	mg/L	2	250(SO4) <sup>#17</sup>		400 <sup>#3</sup>	2110 - 2200	267	233	342	196	1870	
Phenolics	Xylenols	µg/L	0.5				-	-	-	-	-	-
	Trimethylphenols	µg/L	0.5				<0.5	<0.5	<0.5	<0.5	<0.5	<0.5
	Cresol Total	µg/L	0.5				<0.5	<0.5	<0.5	<0.5	<0.5	<0.5
	Dimethylphenols	µg/L	0.5				<0.5	<0.5	<0.5	<0.5	<0.5	<0.5
	Phenol	µg/L	0.5	5800 <sup>#18</sup>	7.7 <sup>#2</sup>	7.7 <sup>#2</sup>	0.7 - 1.1	2.1	2	2.5	5.6	<0.5
Phenols Monohydric	µg/L	0.5										
Other	Temperature	°C					-	-	-	-	-	-
	Conductivity @ 25oC	mS/cm	0.01				3.47 - 4.05	4.84	4.7	3.9	5.31	2.48
	Conductivity @ 20oC	µS/cm	14				-	-	-	-	-	-
	pH (Lab)	pH Units	1	6.5-9.5 <sup>#1</sup>	6-8.5(MAC) <sup>#19</sup>	6-9(MAC) <sup>#19</sup>	7.7 - 7.8	7.8	7.7	7.9	8.2	7.4

Field_ID	Location_Code	Sample_Depth_Range	Sampled_Date_Time	Matrix_Description
BH07034-X-6.00-ES-200128	BH07034	6	28/01/2020	UK Drinking Water Standards
BH07034-X-7.00-ES-200129	BH07034	7	29/01/2020	UK Estuaries and coastal waters EQS
BH07034-X-7.00-ES-200129	BH07034	7	29/01/2020	UK Freshwater EQS
BH07034-X-8.00-ES-200129	BH07034	8	29/01/2020	
BH07034-X-9.00-ES-200129	BH07034	9	29/01/2020	
BH07038-X-0.05-ES-200114	BH07038	0.05	14/01/2020	

Chem_Group	ChemName	output unit	EQL

**Environmental Standards Comments**

- #1:Water Supply (Water Quality) Regulations 2016.
- #2:Water Framework Directive (Standards and Classification) Directions (England and Wales) 2015.
- #3:Operational Targets and EQS. EA, April 2018
- #4:Water Framework Directive (Standards & Classification) Directions (England & Wales) 2015. Dissolved fraction.
- #5:Water Framework Directive (Standards & Classification) Directions (England & Wales) 2015. Dissolved fraction. Lowest criteria presented (<40mg/l of CaCO3). See 'further assessment' if criteria exceeded and hardness (CaCO3) data available.
- #6:Water Framework Directive (Standards and Classification) Directions (England and Wales) 2015. Dissolved Fraction. If hexavalent chromium (CrVI) data is available, a value of 4.7µg/l may be appropriate for the remaining trivalent chromium (CrIII).
- #7:Operational Targets and EQS. EA, April 2018. Dissolved fraction.
- #8:Water Framework Directive (Standards and Classification) Directions (England and Wales) 2015. Dissolved Fraction. If DOC >1mg/l then a higher criteria applies (3.76\*(2.677\*(DOC2+0.5))
- #9:Water Framework Directive (Standards & Classification) Directions (England & Wales) 2015. Dissolved & bioavailable (bio) fraction plus background. M-BAT tool to assess: <http://wfd.uk.org/resources/river-lakes-metal-bioavailability-assessment-tool-m-bat>
- #10:Water Framework Directive (Standards and Classification) Directions (England and Wales) 2015. Dissolved Fraction. MAC adopted in absence of AA value.
- #11:Guidelines for Drinking-water Quality, 4th Edition. WHO, 2011. Informal value.
- #12:Operational Targets and EQS. EA, April 2018.
- #13:Operational Targets and EQS. EA, April 2018. Lowest criteria presented (<200mg/l CaCO3). See 'further assessment' values if criteria exceeded and hardness (CaCO3) data available.
- #14:Guidelines for Drinking-water Quality, 4th Edition. WHO, 2011. Based on taste rather than a formal guideline.
- #15:Water Framework Directive (Standards and Classification) Directions (England and Wales) 2015. Indicator of 'good' status (90%ile) - Ammonia standard for lakes and rivers (total ammonia as nitrogen).
- #16:Operational Targets and EQS. EA, April 2018. Dissolved fraction. Lowest criteria presented (<50 mg/l CaCO3). See 'further assessment' values if criteria exceeded and hardness (CaCO3) data available.
- #17:Water Supply (Water Quality) Regulations 2016. As SO4.
- #18:US EPA Regional Screening Levels, May 2019. <https://www.epa.gov/risk/regional-screening-levels-rsls-generic-tables>
- #19:Operational Targets and EQS. EA, April 2018. Maximum Allowable Concentration (MAC) adopted in absence of Annual Average (AA) value.

**Legend**

36.2	Results exceeds GAC.
<50	Results MDL is greater than GAC.
-	Determinand has not been tested for.

**Notes**

A range is given where a determinand has been analysed for by more than one method.

				Field_ID	BH07038-X-1.00-ES-200114	BH07038-X-2.00-ES-200115	BH07038-X-2.00-ES-200115	BH07038-X-25.80-ES-200121	BH07038-X-29.00-ES-200122	BH07038-X-3.00-ES-200115		
				Location_Code	BH07038	BH07038	BH07038	BH07038	BH07038	BH07038		
				Sample_Death_Range	1	2	2	25.8	29	3		
				Sampled_Date_Time	14/01/2020	15/01/2020	15/01/2020	21/01/2020	22/01/2020	15/01/2020		
				Matrix_Description								
				UK Drinking Water Standards								
				UK Estuaries and coastal waters EQS								
				UK Freshwater EQS								
Chem_Group	ChemName	output unit	EQL									
Metals	Antimony	µg/L	1	5 <sup>#1</sup>			4	-	<1	3	8	-
	Arsenic	µg/L	0.5	10 <sup>#1</sup>	25 <sup>#2</sup>	50 <sup>#2</sup>	11	-	1 - 2	<1	1	-
	Boron	µg/L	10	1000 <sup>#1</sup>	7000 <sup>#3</sup>	2000 <sup>#3</sup>	250	-	60 - 90	180	150	-
	Cadmium	µg/L	0.02	5 <sup>#1</sup>	0.2 <sup>#4</sup>	0.08 <sup>#5</sup>	<0.02	-	<0.02 - 0.03	<0.02	0.03	-
	Chromium (hexavalent)	µg/L	3		0.6 <sup>#4</sup>	3.4 <sup>#4</sup>	<3	-	<3	<3	<3	-
	Chromium	µg/L	1	50 <sup>#1</sup>	0.6 <sup>#4</sup>	3.4 <sup>#6</sup>	<1	-	<1	<1	<1	-
	Chromium (Trivalent)	µg/L	3			4.7 <sup>#4</sup>	<3	-	<3	<3	<3	-
	Cobalt	µg/L	0.5			3 <sup>#7</sup>	<1	-	<1	<1	<1	-
	Copper	µg/L	0.3	2000 <sup>#1</sup>	3.78 <sup>#8</sup>	1(bio) <sup>#9</sup>	<1	-	<1	<1	<1	-
	Lead	µg/L	0.2	10 <sup>#1</sup>	1.3 <sup>#4</sup>	1.2(bio) <sup>#9</sup>	<1	-	<1	<1	<1	-
	Mercury	µg/L	0.01	1 <sup>#1</sup>	0.07(MAC) <sup>#10</sup>	0.07(MAC) <sup>#10</sup>	<0.03	-	<0.03	<0.03	<0.03	-
	Molybdenum	µg/L	1	70 <sup>#11</sup>			40	-	12 - 16	12	6	-
	Nickel	µg/L	0.4	20 <sup>#1</sup>	8.6 <sup>#4</sup>	4(bio) <sup>#9</sup>	1	-	2	<1	2	-
	Selenium	µg/L	1	10 <sup>#1</sup>			72	-	<1	<1	<1	-
	Vanadium	µg/L	1		100 <sup>#12</sup>	20 <sup>#13</sup>	18	-	<1	<1	<1	-
	Zinc	µg/L	1	3000 <sup>#14</sup>		10.9(bio) <sup>#9</sup>	2	-	2	<2	5	-
	Inorganics	Available Phosphate	mg/l	6				-	-	-	-	-
Available Phosphorus		mg/l	2				-	-	-	-	-	-
Ammoniacal Nitrogen as N		mg/L	0.002		0.02 <sup>#2</sup>	0.6 <sup>#15</sup>	1.5	0.5 - 0.8	0.5 - 0.8	1	1.1	0.5
Calcium		mg/L	0.2				57	-	93 - 115	30	52	-
Chloride		mg/L	1	250 <sup>#1</sup>		250 <sup>#3</sup>	25	-	76 - 90	138	340	-
Cyanide (Free)		µg/L	2.5	50 <sup>#1</sup>	1 <sup>#2</sup>	1 <sup>#2</sup>	<20	-	<20	<20	<20	-
Cyanide Total		µg/L	5	50 <sup>#1</sup>	1 <sup>#2</sup>	1 <sup>#2</sup>	<20	-	<20	<20	<20	-
Cyanides-complex		µg/L	5	50 <sup>#1</sup>	1 <sup>#2</sup>	1 <sup>#2</sup>	-	-	-	-	-	-
Fluoride		µg/L	100	1500 <sup>#1</sup>	5000 <sup>#7</sup>	1000 <sup>#16</sup>	800	-	700 - 1300	400	200	-
Magnesium		mg/L	0.036				12	-	34 - 42	10	24	-
Potassium		mg/L	0.2				20	-	20 - 28	9	18	-
Sodium	mg/L	0.076		200 <sup>#1</sup>		77	-	69 - 89	92	216	-	
Sulphate	mg/L	2	250(SO4) <sup>#17</sup>		400 <sup>#3</sup>	313	-	357 - 401	47	42	-	
Phenolics	Xylenols	µg/L	0.5				-	-	-	-	-	-
	Trimethylphenols	µg/L	0.5				<0.5	-	<0.5	<0.5	<0.5	-
	Cresol Total	µg/L	0.5				<0.5	-	<0.5	<0.5	<0.5	-
	Dimethylphenols	µg/L	0.5				<0.5	-	<0.5	<0.5	<0.5	-
	Phenol	µg/L	0.5	5800 <sup>#18</sup>	7.7 <sup>#2</sup>	7.7 <sup>#2</sup>	0.9	-	1 - 3	0.8	<0.5	-
Phenols Monohydric	µg/L	0.5					-	-	-	-	-	
Other	Temperature	°C					-	-	-	-	-	-
	Conductivity @ 25oC	mS/cm	0.01				0.821	-	1.05 - 1.23	0.746	1.49	-
	Conductivity @ 20oC	µS/cm	14				-	-	-	-	-	-
	pH (Lab)	pH Units	1	6.5-9.5 <sup>#1</sup>	6-8.5(MAC) <sup>#19</sup>	6-9(MAC) <sup>#19</sup>	9	-	7.9 - 8.6	8.1	7.8	-

Field_ID	Location_Code	Sample_Depth_Range	Sampled_Date_Time	Matrix_Description
BH07038-X-1.00-ES-200114	BH07038	1	14/01/2020	UK Drinking Water Standards
BH07038-X-2.00-ES-200115	BH07038	2	15/01/2020	UK Estuaries and coastal waters EQS
BH07038-X-2.00-ES-200115	BH07038	2	15/01/2020	UK Freshwater EQS
BH07038-X-25.80-ES-200121	BH07038	25.8	21/01/2020	
BH07038-X-29.00-ES-200122	BH07038	29	22/01/2020	
BH07038-X-3.00-ES-200115	BH07038	3	15/01/2020	

Chem_Group	ChemName	output unit	EQL

**Environmental Standards Comments**

- #1:Water Supply (Water Quality) Regulations 2016.
- #2:Water Framework Directive (Standards and Classification) Directions (England and Wales) 2015.
- #3:Operational Targets and EQS. EA, April 2018
- #4:Water Framework Directive (Standards & Classification) Directions (England & Wales) 2015. Dissolved fraction.
- #5:Water Framework Directive (Standards & Classification) Directions (England & Wales) 2015. Dissolved fraction. Lowest criteria presented (<40mg/l of CaCO3). See 'further assessment' if criteria exceeded and hardness (CaCO3) data available.
- #6:Water Framework Directive (Standards and Classification) Directions (England and Wales) 2015. Dissolved Fraction. If hexavalent chromium (CrVI) data is available, a value of 4.7µg/l may be appropriate for the remaining trivalent chromium (CrIII).
- #7:Operational Targets and EQS. EA, April 2018. Dissolved fraction.
- #8:Water Framework Directive (Standards and Classification) Directions (England and Wales) 2015. Dissolved Fraction. If DOC >1mg/l then a higher criteria applies (3.76\*(2.677\*(DOC2+0.5))
- #9:Water Framework Directive (Standards & Classification) Directions (England & Wales) 2015. Dissolved & bioavailable (bio) fraction plus background. M-BAT tool to assess: <http://wfd.uk.org/resources/river-lakes-metal-bioavailability-assessment-tool-m-bat>
- #10:Water Framework Directive (Standards and Classification) Directions (England and Wales) 2015. Dissolved Fraction. MAC adopted in absence of AA value.
- #11:Guidelines for Drinking-water Quality, 4th Edition. WHO, 2011. Informal value.
- #12:Operational Targets and EQS. EA, April 2018.
- #13:Operational Targets and EQS. EA, April 2018. Lowest criteria presented (<200mg/l CaCO3). See 'further assessment' values if criteria exceeded and hardness (CaCO3) data available.
- #14:Guidelines for Drinking-water Quality, 4th Edition. WHO, 2011. Based on taste rather than a formal guideline.
- #15:Water Framework Directive (Standards and Classification) Directions (England and Wales) 2015. Indicator of 'good' status (90%ile) - Ammonia standard for lakes and rivers (total ammonia as nitrogen).
- #16:Operational Targets and EQS. EA, April 2018. Dissolved fraction. Lowest criteria presented (<50 mg/l CaCO3). See 'further assessment' values if criteria exceeded and hardness (CaCO3) data available.
- #17:Water Supply (Water Quality) Regulations 2016. As SO4.
- #18:US EPA Regional Screening Levels, May 2019. <https://www.epa.gov/risk/regional-screening-levels-rsls-generic-tables>
- #19:Operational Targets and EQS. EA, April 2018. Maximum Allowable Concentration (MAC) adopted in absence of Annual Average (AA) value.

**Legend**

36.2	Results exceeds GAC.
<50	Results MDL is greater than GAC.
-	Determinand has not been tested for.

**Notes**

A range is given where a determinand has been analysed for by more than one method.

				Field_ID	BH07038-X-3.00-ES-200115	BH07038-X-31.80-ES-200127	BH07038-X-4.00-ES-200115	BH07038-X-4.00-ES-200115	BH07038-X-44.09-ES-200130	BH07038-X-5.00-ES-200115		
				Location_Code	BH07038	BH07038	BH07038	BH07038	BH07038	BH07038		
				Sample_Dept	3	31.8	3	4	44.09	5		
				Sample_Dept_Range	3		3	4		5		
				Sampled_Date_Time	15/01/2020	27/01/2020	15/01/2020	15/01/2020	30/01/2020	15/01/2020		
				Matrix_Description								
				UK Drinking Water Standards								
				UK Estuaries and coastal waters EQS								
				UK Freshwater EQS								
Chem_Group	ChemName	output unit	EQL									
Metals	Antimony	µg/L	1	5 <sup>#1</sup>			8	12	16	-	5	-
	Arsenic	µg/L	0.5	10 <sup>#1</sup>	25 <sup>#2</sup>	50 <sup>#2</sup>	6	2	16	-	<1	-
	Boron	µg/L	10	1000 <sup>#1</sup>	7000 <sup>#3</sup>	2000 <sup>#3</sup>	150	330	50	-	80	-
	Cadmium	µg/L	0.02	5 <sup>#1</sup>	0.2 <sup>#4</sup>	0.08 <sup>#5</sup>	0.06	<0.02	<0.02	-	<0.02	-
	Chromium (hexavalent)	µg/L	3		0.6 <sup>#4</sup>	3.4 <sup>#4</sup>	<3	<3	<3	-	<3	-
	Chromium	µg/L	1	50 <sup>#1</sup>	0.6 <sup>#4</sup>	3.4 <sup>#6</sup>	<1	<1	<1	-	<1	-
	Chromium (Trivalent)	µg/L	3			4.7 <sup>#4</sup>	<3	<3	<3	-	<3	-
	Cobalt	µg/L	0.5		3 <sup>#7</sup>	3 <sup>#7</sup>	<1	<1	<1	-	<1	-
	Copper	µg/L	0.3	2000 <sup>#1</sup>	3.78 <sup>#8</sup>	1(bio) <sup>#9</sup>	<1	4	52	-	<1	-
	Lead	µg/L	0.2	10 <sup>#1</sup>	1.3 <sup>#4</sup>	1.2(bio) <sup>#9</sup>	<1	<1	<1	-	<1	-
	Mercury	µg/L	0.01	1 <sup>#1</sup>	0.07(MAC) <sup>#10</sup>	0.07(MAC) <sup>#10</sup>	<0.03	<0.03	<0.03	-	<0.03	-
	Molybdenum	µg/L	1	70 <sup>#11</sup>			26	23	54	-	4	-
	Nickel	µg/L	0.4	20 <sup>#1</sup>	8.6 <sup>#4</sup>	4(bio) <sup>#9</sup>	4	2	15	-	5	-
	Selenium	µg/L	1	10 <sup>#1</sup>			2	<1	7	-	4	-
Vanadium	µg/L	1		100 <sup>#12</sup>	20 <sup>#13</sup>	5	<1	163	-	5	-	
Zinc	µg/L	1	3000 <sup>#14</sup>			3	<2	2	-	2	-	
Inorganics	Available Phosphate	mg/l	6				-	-	-	-	26.1	-
	Available Phosphorus	mg/l	2				-	-	-	-	8.51	-
	Ammoniacal Nitrogen as N	mg/L	0.002		0.02 <sup>#2</sup>	0.6 <sup>#15</sup>	0.5	3.1	4.4	4.4	0.5	20.9
	Calcium	mg/L	0.2				130	39	96	-	33	-
	Chloride	mg/L	1	250 <sup>#1</sup>			52	307	73	-	326	-
	Cyanide (Free)	µg/L	2.5	50 <sup>#1</sup>	1 <sup>#2</sup>	250 <sup>#3</sup>	<20	<20	<20	-	<20	-
	Cyanide Total	µg/L	5	50 <sup>#1</sup>	1 <sup>#2</sup>	1 <sup>#2</sup>	<20	<20	<20	-	<20	-
	cyanides-complex	µg/L	5	50 <sup>#1</sup>	1 <sup>#2</sup>	1 <sup>#2</sup>	-	-	-	-	-	-
	Fluoride	µg/L	100	1500 <sup>#1</sup>	5000 <sup>#7</sup>	1000 <sup>#16</sup>	900	500	200	-	500	-
	Magnesium	mg/L	0.036				22	20	<1	-	19	-
	Potassium	mg/L	0.2				21	19	18	-	8	-
Sodium	mg/L	0.076		200 <sup>#1</sup>		51	185	49	-	188	-	
Sulphate	mg/L	2	250(SO4) <sup>#17</sup>		400 <sup>#3</sup>	387	36	208	-	36	-	
Phenolics	Xylenols	µg/L	0.5				-	-	-	-	-	-
	Trimethylphenols	µg/L	0.5				<0.5	<0.5	6.3	-	<0.5	-
	Cresol Total	µg/L	0.5				<0.5	<0.5	32	-	<0.5	-
	Dimethylphenols	µg/L	0.5				<0.5	<0.5	18.1	-	<0.5	-
	Phenol	µg/L	0.5	5800 <sup>#18</sup>	7.7 <sup>#2</sup>	7.7 <sup>#2</sup>	1.1	<0.5	110	-	0.8	-
Phenols Monohydric	µg/L	0.5							-		-	
Other	Temperature	°C					-	-	-	-	-	-
	Conductivity @ 25oC	mS/cm	0.01				0.983	1.32	0.719	-	1.29	-
	Conductivity @ 20oC	µS/cm	14				-	-	-	-	-	-
	pH (Lab)	pH Units	1	6.5-9.5 <sup>#1</sup>	6-8.5(MAC) <sup>#19</sup>	6-9(MAC) <sup>#19</sup>	7.6	7.7	11.2	-	7.4	-

Field_ID	BH07038-X-3.00-ES-200115	BH07038-X-31.80-ES-200127	BH07038-X-4.00-ES-200115	BH07038-X-4.00-ES-200115	BH07038-X-44.09-ES-200130	BH07038-X-5.00-ES-200115
Location_Code	BH07038	BH07038	BH07038	BH07038	BH07038	BH07038
Sample_Depth_Range	3	31.8	3	4	44.09	5
Sampled_Date_Time	15/01/2020	27/01/2020	15/01/2020	15/01/2020	30/01/2020	15/01/2020
Matrix_Description	UK Drinking Water Standards	UK Estuaries and coastal waters EQS	UK Freshwater EQS			

Chem_Group	ChemName	output unit	EQL
------------	----------	-------------	-----

**Environmental Standards Comments**

- #1:Water Supply (Water Quality) Regulations 2016.
- #2:Water Framework Directive (Standards and Classification) Directions (England and Wales) 2015.
- #3:Operational Targets and EQS. EA, April 2018
- #4:Water Framework Directive (Standards & Classification) Directions (England & Wales) 2015. Dissolved fraction.
- #5:Water Framework Directive (Standards & Classification) Directions (England & Wales) 2015. Dissolved fraction. Lowest criteria presented (<40mg/l of CaCO3). See 'further assessment' if criteria exceeded and hardness (CaCO3) data available.
- #6:Water Framework Directive (Standards and Classification) Directions (England and Wales) 2015. Dissolved Fraction. If hexavalent chromium (CrVI) data is available, a value of 4.7µg/l may be appropriate for the remaining trivalent chromium (CrIII).
- #7:Operational Targets and EQS. EA, April 2018. Dissolved fraction.
- #8:Water Framework Directive (Standards and Classification) Directions (England and Wales) 2015. Dissolved Fraction. If DOC >1mg/l then a higher criteria applies (3.76\*(2.677\*(DOC2+0.5))
- #9:Water Framework Directive (Standards & Classification) Directions (England & Wales) 2015. Dissolved & bioavailable (bio) fraction plus background. M-BAT tool to assess: <http://wfd.uk.org/resources/river-lakes-metal-bioavailability-assessment-tool-m-bat>
- #10:Water Framework Directive (Standards and Classification) Directions (England and Wales) 2015. Dissolved Fraction. MAC adopted in absence of AA value.
- #11:Guidelines for Drinking-water Quality, 4th Edition. WHO, 2011. Informal value.
- #12:Operational Targets and EQS. EA, April 2018.
- #13:Operational Targets and EQS. EA, April 2018. Lowest criteria presented (<200mg/l CaCO3). See 'further assessment' values if criteria exceeded and hardness (CaCO3) data available.
- #14:Guidelines for Drinking-water Quality, 4th Edition. WHO, 2011. Based on taste rather than a formal guideline.
- #15:Water Framework Directive (Standards and Classification) Directions (England and Wales) 2015. Indicator of 'good' status (90%ile) - Ammonia standard for lakes and rivers (total ammonia as nitrogen).
- #16:Operational Targets and EQS. EA, April 2018. Dissolved fraction. Lowest criteria presented (<50 mg/l CaCO3). See 'further assessment' values if criteria exceeded and hardness (CaCO3) data available.
- #17:Water Supply (Water Quality) Regulations 2016. As SO4.
- #18:US EPA Regional Screening Levels, May 2019. <https://www.epa.gov/risk/regional-screening-levels-rsls-generic-tables>
- #19:Operational Targets and EQS. EA, April 2018. Maximum Allowable Concentration (MAC) adopted in absence of Annual Average (AA) value.

**Legend**

36.2	Results exceeds GAC.
<50	Results MDL is greater than GAC.
-	Determinand has not been tested for.

**Notes**

A range is given where a determinand has been analysed for by more than one method.

		Field_ID	BH07038-X-5.00-ES-200115	BH07038-X-6.00-ES-200115	BH07038-X-6.00-ES-200115	BH07038-X-7.00-ES-200115	BH07038-X-7.00-ES-200115	BH07038-X-7.00-ES-200115	BH07038-X-8.00-ES-200115			
		Location_Code	BH07038	BH07038	BH07038	BH07038	BH07038	BH07038	BH07038			
		Sample_Death_Range	5	6	6	7	7	7	8			
		Sampled_Date_Time	15/01/2020	15/01/2020	15/01/2020	15/01/2020	15/01/2020	15/01/2020	15/01/2020			
		Matrix_Description										
		UK Drinking Water Standards										
		UK Estuaries and coastal waters EQS										
		UK Freshwater EQS										
Chem_Group	ChemName	output unit	EQL									
Metals	Antimony	µg/L	1	5 <sup>#1</sup>		13	-	7	<1	-	16	
	Arsenic	µg/L	0.5	10 <sup>#1</sup>	25 <sup>#2</sup>	50 <sup>#2</sup>	24	3	1	-	18	
	Boron	µg/L	10	1000 <sup>#1</sup>	7000 <sup>#3</sup>	2000 <sup>#3</sup>	820	-	260	60	-	50
	Cadmium	µg/L	0.02	5 <sup>#1</sup>	0.2 <sup>#4</sup>	0.08 <sup>#5</sup>	1.23	-	0.06	0.03	-	0.05
	Chromium (hexavalent)	µg/L	3		0.6 <sup>#4</sup>	3.4 <sup>#6</sup>	<3	-	<3	<3	-	<3
	Chromium	µg/L	1	50 <sup>#1</sup>	0.6 <sup>#4</sup>	3.4 <sup>#6</sup>	39	-	<1	<1	-	8
	Chromium (Trivalent)	µg/L	3			4.7 <sup>#4</sup>	<39	-	<3	<3	-	<8
	Cobalt	µg/L	0.5		3 <sup>#7</sup>	3 <sup>#7</sup>	<10	-	<1	<1	-	<1
	Copper	µg/L	0.3	2000 <sup>#1</sup>	3.76 <sup>#8</sup>	1(bio) <sup>#9</sup>	63	-	2	-	-	87
	Lead	µg/L	0.2	10 <sup>#1</sup>	1.3 <sup>#4</sup>	1.2(bio) <sup>#9</sup>	188	-	2	<1	-	<1
	Mercury	µg/L	0.01	1 <sup>#1</sup>	0.07(MAC) <sup>#10</sup>	0.07(MAC) <sup>#10</sup>	<0.3	-	<0.03	<0.03	-	0.03
	Molybdenum	µg/L	1	70 <sup>#11</sup>			97	-	34	12	-	67
	Nickel	µg/L	0.4	20 <sup>#1</sup>	8.6 <sup>#4</sup>	4(bio) <sup>#9</sup>	79	-	9	2	-	17
	Selenium	µg/L	1	10 <sup>#1</sup>			<10	-	<1	<1	-	9
	Vanadium	µg/L	1		100 <sup>#12</sup>	20 <sup>#13</sup>	48	-	<1	<1	-	163
	Zinc	µg/L	1	3000 <sup>#14</sup>		10.9(bio) <sup>#9</sup>	224	-	8	2	-	3
Inorganics	Available Phosphate	mg/l	6			-	-	-	-	-	-	
	Available Phosphorus	mg/l	2			-	-	-	-	-	-	
	Ammoniacal Nitrogen as N	mg/L	0.002		0.02 <sup>#2</sup>	0.6 <sup>#15</sup>	20.9	7.3	7.3	0.7	0.4	7.3
	Calcium	mg/L	0.2			121	-	312	106	-	-	126
	Chloride	mg/L	1	250 <sup>#1</sup>		250 <sup>#3</sup>	89	-	86	85	-	92
	Cyanide (Free)	µg/L	2.5	50 <sup>#1</sup>	1 <sup>#2</sup>	1 <sup>#2</sup>	<20	-	<20	<20	-	<20
	Cyanide Total	µg/L	5	50 <sup>#1</sup>	1 <sup>#2</sup>	1 <sup>#2</sup>	20	-	<20	<20	-	<20
	cyanides-complex	µg/L	5	50 <sup>#1</sup>	1 <sup>#2</sup>	1 <sup>#2</sup>	-	-	-	-	-	-
	Fluoride	µg/L	100	1500 <sup>#1</sup>		5000 <sup>#7</sup>	700	-	200	1100	-	100
	Magnesium	mg/L	0.036				14	-	13	39	-	<1
	Potassium	mg/L	0.2				63	-	34	23	-	19
Sodium	mg/L	0.076		200 <sup>#1</sup>		106	-	141	81	-	60	
Sulphate	mg/L	2	250(SO4) <sup>#17</sup>		400 <sup>#3</sup>	121	-	916	387	-	384	
Phenolics	Xylenols	µg/L	0.5			-	-	-	-	-	-	
	Trimethylphenols	µg/L	0.5			<0.5	-	<0.5	<0.5	-	9.1	
	Cresol Total	µg/L	0.5			35.6	-	5	<0.5	-	43.1	
	Dimethylphenols	µg/L	0.5			<0.5	-	1.6	<0.5	-	22.5	
	Phenol	µg/L	0.5	5800 <sup>#18</sup>	7.7 <sup>#2</sup>		19.5	-	19.6	3.7	-	148
Phenols Monohydric	µg/L	0.5			7.7 <sup>#2</sup>							
Other	Temperature	°C				-	-	-	-	-	-	
	Conductivity @ 25oC	mS/cm	0.01			1.25	-	1.84	1.16	-	0.826	
	Conductivity @ 20oC	µS/cm	14			-	-	-	-	-	-	
	pH (Lab)	pH Units	1	6.5-9.5 <sup>#1</sup>	6-8.5(MAC) <sup>#19</sup>	6-9(MAC) <sup>#19</sup>	8.5	-	7.8	7.8	-	11.1

Field_ID	Location_Code	Sample_Depth_Range	Sampled_Date_Time	Matrix_Description
BH07038-X-5.00-ES-200115	BH07038	5	15/01/2020	UK Drinking Water Standards
BH07038-X-6.00-ES-200115	BH07038	6	15/01/2020	UK Estuaries and coastal waters EQS
BH07038-X-8.00-ES-200115	BH07038	8	15/01/2020	UK Freshwater EQS
BH07038-X-7.00-ES-200115	BH07038	7	15/01/2020	
BH07038-X-7.00-ES-200115	BH07038	7	15/01/2020	
BH07038-X-8.00-ES-200115	BH07038	8	15/01/2020	

Chem_Group	ChemName	output unit	EQL

**Environmental Standards Comments**

- #1:Water Supply (Water Quality) Regulations 2016.
- #2:Water Framework Directive (Standards and Classification) Directions (England and Wales) 2015.
- #3:Operational Targets and EQS. EA, April 2018
- #4:Water Framework Directive (Standards & Classification) Directions (England & Wales) 2015. Dissolved fraction.
- #5:Water Framework Directive (Standards & Classification) Directions (England & Wales) 2015. Dissolved fraction. Lowest criteria presented (<40mg/l of CaCO3). See 'further assessment' if criteria exceeded and hardness (CaCO3) data available.
- #6:Water Framework Directive (Standards and Classification) Directions (England and Wales) 2015. Dissolved Fraction. If hexavalent chromium (CrVI) data is available, a value of 4.7µg/l may be appropriate for the remaining trivalent chromium (CrIII).
- #7:Operational Targets and EQS. EA, April 2018. Dissolved fraction.
- #8:Water Framework Directive (Standards and Classification) Directions (England and Wales) 2015. Dissolved Fraction. If DOC >1mg/l then a higher criteria applies (3.76\*(2.677\*(DOC2+0.5))
- #9:Water Framework Directive (Standards & Classification) Directions (England & Wales) 2015. Dissolved & bioavailable (bio) fraction plus background. M-BAT tool to assess: <http://wfd.uk.org/resources/river-lakes-metal-bioavailability-assessment-tool-m-bat>
- #10:Water Framework Directive (Standards and Classification) Directions (England and Wales) 2015. Dissolved Fraction. MAC adopted in absence of AA value.
- #11:Guidelines for Drinking-water Quality, 4th Edition. WHO, 2011. Informal value.
- #12:Operational Targets and EQS. EA, April 2018.
- #13:Operational Targets and EQS. EA, April 2018. Lowest criteria presented (<200mg/l CaCO3). See 'further assessment' values if criteria exceeded and hardness (CaCO3) data available.
- #14:Guidelines for Drinking-water Quality, 4th Edition. WHO, 2011. Based on taste rather than a formal guideline.
- #15:Water Framework Directive (Standards and Classification) Directions (England and Wales) 2015. Indicator of 'good' status (90%ile) - Ammonia standard for lakes and rivers (total ammonia as nitrogen).
- #16:Operational Targets and EQS. EA, April 2018. Dissolved fraction. Lowest criteria presented (<50 mg/l CaCO3). See 'further assessment' values if criteria exceeded and hardness (CaCO3) data available.
- #17:Water Supply (Water Quality) Regulations 2016. As SO4.
- #18:US EPA Regional Screening Levels, May 2019. <https://www.epa.gov/risk/regional-screening-levels-rsls-generic-tables>
- #19:Operational Targets and EQS. EA, April 2018. Maximum Allowable Concentration (MAC) adopted in absence of Annual Average (AA) value.

**Legend**

36.2	Results exceeds GAC.
<50	Results MDL is greater than GAC.
-	Determinand has not been tested for.

**Notes**

A range is given where a determinand has been analysed for by more than one method.



				Field_ID	BH07038-X-8.00-ES-200115	BH07039-X-1.00-ES-200212	BH07039-X-1.00-ES5-200212	BH07039-X-10.00-ES-200217	BH07039-X-11.00-ES-200217	BH07039-X-12.00-ES-200217
				Location_Code	BH07038	BH07039	BH07039	BH07039	BH07039	BH07039
				Sample_Death_Range	3	1	1	10	11	12
				Sampled_Date_Time	15/01/2020	12/02/2020	12/02/2020	17/02/2020	17/02/2020	17/02/2020
				Matrix_Description						
				UK Drinking Water Standards						
				UK Estuaries and coastal waters EQS						
				UK Freshwater EQS						
Chem_Group	ChemName	output unit	EQI							
Metals	Antimony	µg/L	1	5 <sup>#1</sup>	-	1	2	11	5	4
	Arsenic	µg/L	0.5	10 <sup>#1</sup>	25 <sup>#2</sup>	50 <sup>#2</sup>	3	9	15	14
	Boron	µg/L	10	1000 <sup>#1</sup>	7000 <sup>#3</sup>	2000 <sup>#3</sup>	110	120	1140	910
	Cadmium	µg/L	0.02	5 <sup>#1</sup>	0.2 <sup>#4</sup>	0.08 <sup>#5</sup>	0.12	<0.02	0.02	0.05
	Chromium (hexavalent)	µg/L	3	0.6 <sup>#4</sup>	3.4 <sup>#4</sup>	3.4 <sup>#6</sup>	<3	<3	<3	<3
	Chromium	µg/L	1	50 <sup>#1</sup>	0.6 <sup>#4</sup>	3.4 <sup>#6</sup>	<1	<1	<1	<1
	Chromium (Trivalent)	µg/L	3	5 <sup>#7</sup>	4.7 <sup>#4</sup>	4.7 <sup>#7</sup>	<3	<3	<3	<3
	Cobalt	µg/L	0.5	2000 <sup>#1</sup>	3.76 <sup>#8</sup>	1(bio) <sup>#9</sup>	<1	<1	<1	<1
	Copper	µg/L	0.3	10 <sup>#1</sup>	1.3 <sup>#4</sup>	1.2(bio) <sup>#9</sup>	<1	<1	<1	<1
	Lead	µg/L	0.2	1 <sup>#1</sup>	0.07(MAC) <sup>#10</sup>	0.07(MAC) <sup>#10</sup>	<1	<1	<1	<1
	Mercury	µg/L	0.01	1 <sup>#1</sup>	0.07(MAC) <sup>#10</sup>	0.07(MAC) <sup>#10</sup>	<0.03	<0.03	<0.03	<0.03
	Molybdenum	µg/L	1	70 <sup>#11</sup>	25	25	23	25	64	25
	Nickel	µg/L	0.4	20 <sup>#1</sup>	8.6 <sup>#4</sup>	4(bio) <sup>#9</sup>	2	2	5	2
	Selenium	µg/L	1	10 <sup>#1</sup>	16	15	16	15	6	2
	Vanadium	µg/L	1	100 <sup>#12</sup>	5	6	5	6	26	22
Zinc	µg/L	1	3000 <sup>#14</sup>	3	<2	3	4	3	2	
Inorganics	Available Phosphate	mg/l	6	-	-	-	-	-	-	-
	Available Phosphorus	mg/l	2	-	-	-	-	-	-	-
	Ammoniacal Nitrogen as N	mg/L	0.002	0.02 <sup>#2</sup>	0.6 <sup>#15</sup>	0.3	0.9	1	23.1	17.7
	Calcium	mg/L	0.2	-	-	76	81	44	56	70
	Chloride	mg/L	1	250 <sup>#1</sup>	250 <sup>#3</sup>	18	20	1270	1830	2600
	Cyanide (Free)	µg/L	2.5	50 <sup>#1</sup>	1 <sup>#2</sup>	<20	<20	<20	<20	<20
	Cyanide Total	µg/L	5	50 <sup>#1</sup>	1 <sup>#2</sup>	<20	<20	<20	<20	<20
	cyanides-complex	µg/L	5	50 <sup>#1</sup>	1 <sup>#2</sup>	<20	<20	<20	<20	<20
	Fluoride	µg/L	100	1500 <sup>#1</sup>	5000 <sup>#7</sup>	1000	1100	600	800	700
	Magnesium	mg/L	0.036	-	-	16	15	46	80	112
Potassium	mg/L	0.2	-	-	20	21	106	135	152	
Sodium	mg/L	0.076	200 <sup>#1</sup>	-	57	65	472	124	183	
Sulphate	mg/L	2	250(SO4) <sup>#17</sup>	400 <sup>#3</sup>	332	364	61	47	66	
Phenolics	Xylenols	µg/L	0.5	-	-	-	-	-	-	-
	Trimethylphenols	µg/L	0.5	-	-	<0.5	<0.5	8.4	0.9	0.9
	Cresol Total	µg/L	0.5	-	-	<0.5	<0.5	4.5	1.2	1
	Dimethylphenols	µg/L	0.5	-	-	<0.5	<0.5	2.6	1.1	1.9
	Phenol	µg/L	0.5	5800 <sup>#18</sup>	7.7 <sup>#2</sup>	7.7 <sup>#2</sup>	<0.5	0.6	0.7	4.8
Phenols Monohydric	µg/L	0.5	-	-	-	-	-	-	-	
Other	Temperature	°C	-	-	-	-	-	-	-	-
	Conductivity @ 25oC	mS/cm	0.01	-	-	0.919	0.916	5.26	7.09	9.34
	Conductivity @ 20oC	µS/cm	14	-	-	-	-	-	-	-
	pH (Lab)	pH Units	1	6.5-9.5 <sup>#1</sup>	6-8.5(MAC) <sup>#19</sup>	6-9(MAC) <sup>#19</sup>	7.8	7.5	8.3	8.3

Field_ID	Location_Code	Sample_Depth_Range	Sampled_Date_Time	Matrix_Description
BH07038-X-8.00-ES-200115	BH07038	3	15/01/2020	UK Drinking Water Standards
BH07039-X-1.00-ES-200212	BH07039	1	12/02/2020	UK Estuaries and coastal waters EQS
BH07039-X-1.00-ES5-200212	BH07039	1	12/02/2020	UK Freshwater EQS
BH07039-X-10.00-ES-200217	BH07039	10	17/02/2020	
BH07039-X-11.00-ES-200217	BH07039	11	17/02/2020	
BH07039-X-12.00-ES-200217	BH07039	12	17/02/2020	

Chem_Group	ChemName	output unit	EQL

**Environmental Standards Comments**

- #1:Water Supply (Water Quality) Regulations 2016.
- #2:Water Framework Directive (Standards and Classification) Directions (England and Wales) 2015.
- #3:Operational Targets and EQS. EA, April 2018
- #4:Water Framework Directive (Standards & Classification) Directions (England & Wales) 2015. Dissolved fraction.
- #5:Water Framework Directive (Standards & Classification) Directions (England & Wales) 2015. Dissolved fraction. Lowest criteria presented (<40mg/l of CaCO3). See 'further assessment' if criteria exceeded and hardness (CaCO3) data available.
- #6:Water Framework Directive (Standards and Classification) Directions (England and Wales) 2015. Dissolved Fraction. If hexavalent chromium (CrVI) data is available, a value of 4.7µg/l may be appropriate for the remaining trivalent chromium (CrIII).
- #7:Operational Targets and EQS. EA, April 2018. Dissolved fraction.
- #8:Water Framework Directive (Standards and Classification) Directions (England and Wales) 2015. Dissolved Fraction. If DOC >1mg/l then a higher criteria applies (3.76\*(2.677\*(DOC2+0.5))
- #9:Water Framework Directive (Standards & Classification) Directions (England & Wales) 2015. Dissolved & bioavailable (bio) fraction plus background. M-BAT tool to assess: <http://wfd.uk.org/resources/river-lakes-metal-bioavailability-assessment-tool-m-bat>
- #10:Water Framework Directive (Standards and Classification) Directions (England and Wales) 2015. Dissolved Fraction. MAC adopted in absence of AA value.
- #11:Guidelines for Drinking-water Quality, 4th Edition. WHO, 2011. Informal value.
- #12:Operational Targets and EQS. EA, April 2018.
- #13:Operational Targets and EQS. EA, April 2018. Lowest criteria presented (<200mg/l CaCO3). See 'further assessment' values if criteria exceeded and hardness (CaCO3) data available.
- #14:Guidelines for Drinking-water Quality, 4th Edition. WHO, 2011. Based on taste rather than a formal guideline.
- #15:Water Framework Directive (Standards and Classification) Directions (England and Wales) 2015. Indicator of 'good' status (90%ile) - Ammonia standard for lakes and rivers (total ammonia as nitrogen).
- #16:Operational Targets and EQS. EA, April 2018. Dissolved fraction. Lowest criteria presented (<50 mg/l CaCO3). See 'further assessment' values if criteria exceeded and hardness (CaCO3) data available.
- #17:Water Supply (Water Quality) Regulations 2016. As SO4.
- #18:US EPA Regional Screening Levels, May 2019. <https://www.epa.gov/risk/regional-screening-levels-rsls-generic-tables>
- #19:Operational Targets and EQS. EA, April 2018. Maximum Allowable Concentration (MAC) adopted in absence of Annual Average (AA) value.

**Legend**

36.2	Results exceeds GAC.
<50	Results MDL is greater than GAC.
-	Determinand has not been tested for.

**Notes**

A range is given where a determinand has been analysed for by more than one method.

				Field_ID	BH07039-X-12.00-ES55-200217	BH07039-X-13.00-ES-200217	BH07039-X-14.00-ES-200217	BH07039-X-15.00-ES-200217	BH07039-X-16.00-ES-200221		
				Location_Code	BH07039	BH07039	BH07039	BH07039	BH07039		
				Sample_Death_Range	12	13	14	15	16		
				Sampled_Date_Time	17/02/2020	17/02/2020	17/02/2020	17/02/2020	21/02/2020		
				Matrix_Description							
				UK Drinking Water Standards	UK Estuaries and coastal waters EQS	UK Freshwater EQS					
Chem_Group	ChemName	output unit	EQL								
Metals	Antimony	µg/L	1	5 <sup>#1</sup>			5	4	2	2	7
	Arsenic	µg/L	0.5	10 <sup>#1</sup>	25 <sup>#2</sup>	50 <sup>#2</sup>	11	5	17	15	78
	Boron	µg/L	10	1000 <sup>#1</sup>	7000 <sup>#3</sup>	2000 <sup>#3</sup>	800	1640	1360	1350	360
	Cadmium	µg/L	0.02	5 <sup>#1</sup>	0.2 <sup>#4</sup>	0.08 <sup>#5</sup>	0.04	0.02	0.05	<0.02	<0.02
	Chromium (hexavalent)	µg/L	3		0.6 <sup>#4</sup>	3.4 <sup>#4</sup>	<3	<3	<3	<3	<3
	Chromium	µg/L	1	50 <sup>#1</sup>	0.6 <sup>#4</sup>	3.4 <sup>#6</sup>	1	<1	<1	<1	<1
	Chromium (Trivalent)	µg/L	3			4.7 <sup>#4</sup>	<3	<3	<3	<3	<3
	Cobalt	µg/L	0.5		3 <sup>#7</sup>	3 <sup>#7</sup>	<1	<1	<1	<1	2
	Copper	µg/L	0.3	2000 <sup>#1</sup>	3.78 <sup>#8</sup>	1(bio) <sup>#9</sup>	<1	<1	<1	<1	<1
	Lead	µg/L	0.2	10 <sup>#1</sup>	1.3 <sup>#4</sup>	1.2(bio) <sup>#9</sup>	<1	<1	<1	<1	<1
	Mercury	µg/L	0.01	1 <sup>#1</sup>	0.07(MAC) <sup>#10</sup>	0.07(MAC) <sup>#10</sup>	<0.03	<0.03	<0.03	<0.03	0.08
	Molybdenum	µg/L	1	70 <sup>#11</sup>			22	19	14	15	16
	Nickel	µg/L	0.4	20 <sup>#1</sup>	8.6 <sup>#4</sup>	4(bio) <sup>#9</sup>	1	2	<1	1	3
	Selenium	µg/L	1	10 <sup>#1</sup>			2	<1	<1	<1	3
	Vanadium	µg/L	1		100 <sup>#12</sup>	20 <sup>#13</sup>	26	16	37	19	78
	Zinc	µg/L	1	3000 <sup>#14</sup>		10.9(bio) <sup>#9</sup>	2	3	2	2	<2
Inorganics	Available Phosphate	mg/l	6				-	-	-	-	-
	Available Phosphorus	mg/l	2				-	-	-	-	-
	Ammoniacal Nitrogen as N	mg/L	0.002		0.02 <sup>#2</sup>	0.6 <sup>#15</sup>	18.5	17	27.1	30.5	7
	Calcium	mg/L	0.2				50	47	67	79	11
	Chloride	mg/L	1	250 <sup>#1</sup>		250 <sup>#3</sup>	1900	1780	2470	2990	514
	Cyanide (Free)	µg/L	2.5	50 <sup>#1</sup>	1 <sup>#2</sup>	1 <sup>#2</sup>	<20	<20	<20	<20	<20
	Cyanide Total	µg/L	5	50 <sup>#1</sup>	1 <sup>#2</sup>	1 <sup>#2</sup>	<20	<20	<20	<20	<20
	cyanides-complex	µg/L	5	50 <sup>#1</sup>	1 <sup>#2</sup>	1 <sup>#2</sup>	-	-	-	-	-
	Fluoride	µg/L	100	1500 <sup>#1</sup>	5000 <sup>#7</sup>	1000 <sup>#16</sup>	700	400	600	600	600
	Magnesium	mg/L	0.036				78	74	108	131	15
Potassium	mg/L	0.2				129	121	145	157	48	
Sodium	mg/L	0.076		200 <sup>#1</sup>		17	39	32	24	379	
Sulphate	mg/L	2	250(SO4) <sup>#17</sup>		400 <sup>#3</sup>	58	38	35	41	28	
Phenolics	Xylenols	µg/L	0.5				-	-	-	-	-
	Trimethylphenols	µg/L	0.5				1.2	0.9	0.7	0.7	<0.5
	Cresol Total	µg/L	0.5				0.9	0.8	3.8	<0.5	<0.5
	Dimethylphenols	µg/L	0.5				1.9	1.9	2.7	1.1	<0.5
	Phenol	µg/L	0.5	5800 <sup>#18</sup>	7.7 <sup>#2</sup>	7.7 <sup>#2</sup>	4.6	5.8	8.7	4.2	5.2
Phenols Monohydric	µg/L	0.5									
Other	Temperature	°C					-	-	-	-	-
	Conductivity @ 25oC	mS/cm	0.01				7.18	6.73	9.03	10.6	2.17
	Conductivity @ 20oC	µS/cm	14				-	-	-	-	-
	pH (Lab)	pH Units	1	6.5-9.5 <sup>#1</sup>	6-8.5(MAC) <sup>#19</sup>	6-9(MAC) <sup>#19</sup>	8.3	8.2	8.2	8.1	8.3

Field_ID	BH07039-X-12.00-ES55-200217	BH07039-X-13.00-ES-200217	BH07039-X-14.00-ES-200217	BH07039-X-15.00-ES-200217	BH07039-X-16.00-ES-200221
Location_Code	BH07039	BH07039	BH07039	BH07039	BH07039
Sample_Depth_Range	12	13	14	15	16
Sampled_Date_Time	17/02/2020	17/02/2020	17/02/2020	17/02/2020	21/02/2020
Matrix_Description	UK Drinking Water Standards	UK Estuaries and coastal waters EQS	UK Freshwater EQS		

Chem_Group	ChemName	output unit	EQL
------------	----------	-------------	-----

**Environmental Standards Comments**

- #1:Water Supply (Water Quality) Regulations 2016.
- #2:Water Framework Directive (Standards and Classification) Directions (England and Wales) 2015.
- #3:Operational Targets and EQS. EA, April 2018
- #4:Water Framework Directive (Standards & Classification) Directions (England & Wales) 2015. Dissolved fraction.
- #5:Water Framework Directive (Standards & Classification) Directions (England & Wales) 2015. Dissolved fraction. Lowest criteria presented (<40mg/l of CaCO3). See 'further assessment' if criteria exceeded and hardness (CaCO3) data available.
- #6:Water Framework Directive (Standards and Classification) Directions (England and Wales) 2015. Dissolved Fraction. If hexavalent chromium (CrVI) data is available, a value of 4.7µg/l may be appropriate for the remaining trivalent chromium (CrIII).
- #7:Operational Targets and EQS. EA, April 2018. Dissolved fraction.
- #8:Water Framework Directive (Standards and Classification) Directions (England and Wales) 2015. Dissolved Fraction. If DOC >1mg/l then a higher criteria applies (3.76\*(2.677\*(DOC2)-0.5)).
- #9:Water Framework Directive (Standards & Classification) Directions (England & Wales) 2015. Dissolved & bioavailable (bio) fraction plus background. M-BAT tool to assess: <http://wfd.uk.org/resources/river-lakes-metal-bioavailability-assessment-tool-m-bat>
- #10:Water Framework Directive (Standards and Classification) Directions (England and Wales) 2015. Dissolved Fraction. MAC adopted in absence of AA value.
- #11:Guidelines for Drinking-water Quality, 4th Edition. WHO, 2011. Informal value.
- #12:Operational Targets and EQS. EA, April 2018.
- #13:Operational Targets and EQS. EA, April 2018. Lowest criteria presented (<200mg/l CaCO3). See 'further assessment' values if criteria exceeded and hardness (CaCO3) data available.
- #14:Guidelines for Drinking-water Quality, 4th Edition. WHO, 2011. Based on taste rather than a formal guideline.
- #15:Water Framework Directive (Standards and Classification) Directions (England and Wales) 2015. Indicator of 'good' status (90%ile) - Ammonia standard for lakes and rivers (total ammonia as nitrogen).
- #16:Operational Targets and EQS. EA, April 2018. Dissolved fraction. Lowest criteria presented (<50 mg/l CaCO3). See 'further assessment' values if criteria exceeded and hardness (CaCO3) data available.
- #17:Water Supply (Water Quality) Regulations 2016. As SO4.
- #18:US EPA Regional Screening Levels, May 2019. <https://www.epa.gov/risk/regional-screening-levels-rsls-generic-tables>
- #19:Operational Targets and EQS. EA, April 2018. Maximum Allowable Concentration (MAC) adopted in absence of Annual Average (AA) value.

**Legend**

36.2	Results exceeds GAC.
<50	Results MDL is greater than GAC.
-	Determinand has not been tested for.

**Notes**

A range is given where a determinand has been analysed for by more than one method.

		Field_ID	BH07039-X-18.00-ES-200224	BH07039-X-2.00-ES-200212	BH07039-X-2.00-ES-200212	BH07039-X-20.00-ES-200225	BH07039-X-29.00-ES-200227	BH07039-X-32.60-ES-200305				
		Location_Code	BH07039	BH07039	BH07039	BH07039	BH07039	BH07039				
		Sample_Death_Range	18	2	2	20	23	32.6				
		Sampled_Date_Time	24/02/2020	12/02/2020	12/02/2020	25/02/2020	27/02/2020	05/03/2020				
		Matrix_Description										
		UK Drinking Water Standards										
		UK Estuaries and coastal waters EQS										
		UK Freshwater EQS										
Chem_Group	ChemName	output unit	EQL									
Metals	Antimony	µg/L	1	5 <sup>#1</sup>		4	-	5	4	5	3	
	Arsenic	µg/L	0.5	10 <sup>#1</sup>	50 <sup>#2</sup>	19	-	9	18	2	2	
	Boron	µg/L	10	1000 <sup>#1</sup>	2000 <sup>#3</sup>	840	-	30	730	640	120	
	Cadmium	µg/L	0.02	5 <sup>#1</sup>	0.2 <sup>#4</sup>	0.04	-	0.07	<0.02	0.05	<0.02	
	Chromium (hexavalent)	µg/L	3		3.4 <sup>#4</sup>	<3	-	7	<3	<3	<3	
	Chromium	µg/L	1	50 <sup>#1</sup>	0.6 <sup>#4</sup>	<1	-	12	<1	<1	<1	
	Chromium (Trivalent)	µg/L	3		4.7 <sup>#4</sup>	<3	-	5	<3	<3	<3	
	Cobalt	µg/L	0.5		3 <sup>#7</sup>	<1	-	4	<1	<1	<1	
	Copper	µg/L	0.3	2000 <sup>#1</sup>	3.76 <sup>#8</sup>	<1	-	156	<1	2	<1	
	Lead	µg/L	0.2	10 <sup>#1</sup>	1.3 <sup>#4</sup>	<1	-	<1	<1	<1	1	
	Mercury	µg/L	0.01	1 <sup>#1</sup>	0.07(MAC) <sup>#10</sup>	0.07(MAC) <sup>#10</sup>	<0.03	-	0.03	<0.03	<0.03	0.33
	Molybdenum	µg/L	1	70 <sup>#11</sup>	16	16	-	33	23	24	15	
	Nickel	µg/L	0.4	20 <sup>#1</sup>	8.6 <sup>#4</sup>	4(hin) <sup>#9</sup>	1	-	52	2	8	4
	Selenium	µg/L	1	10 <sup>#1</sup>		20 <sup>#13</sup>	<1	-	2	<1	<1	<1
	Vanadium	µg/L	1		100 <sup>#12</sup>	12	-	120	16	<1	<1	<1
Zinc	µg/L	1	3000 <sup>#14</sup>		10.9(bin) <sup>#9</sup>	<2	-	<2	10	3	3	
Inorganics	Available Phosphate	mg/l	6			-	-	-	75	47.2	15.4	
	Available Phosphorus	mg/l	2			-	-	-	24.4	15.4	0.08	
	Ammoniacal Nitrogen as N	mg/L	0.002		0.02 <sup>#2</sup>	0.6 <sup>#15</sup>	19.8	3.6	6.2	16.9	7.6	
	Calcium	mg/L	0.2			62	-	82	49	815	31	
	Chloride	mg/L	1	250 <sup>#1</sup>	250 <sup>#3</sup>	2350	-	55	1920	479	355	
	Cyanide (Free)	µg/L	2.5	50 <sup>#1</sup>	1 <sup>#2</sup>	<20	-	<20	<20	<20	<20	
	Cyanide Total	µg/L	5	50 <sup>#1</sup>	1 <sup>#2</sup>	<20	-	30	<20	<20	<20	
	Cyanides-complex	µg/L	5	50 <sup>#1</sup>	1 <sup>#2</sup>	-	-	-	-	-	-	
	Fluoride	µg/L	100	1500 <sup>#1</sup>	5000 <sup>#7</sup>	1000 <sup>#16</sup>	200	-	500	200	100	300
	Magnesium	mg/L	0.036			118	-	<1	96	57	20	
Potassium	mg/L	0.2			134	-	32	110	50	17		
Sodium	mg/L	0.076		200 <sup>#1</sup>	1550	-	54	1430	308	207		
Sulphate	mg/L	2	250(SO4) <sup>#17</sup>		400 <sup>#3</sup>	9	-	130	39	1990	18	
Phenolics	Xylenols	µg/L	0.5			-	-	-	-	-	-	
	Trimethylphenols	µg/L	0.5			<0.5	-	10.4	<0.5	<0.5	<0.5	
	Cresol Total	µg/L	0.5			<0.5	-	15.1	<0.5	<0.5	<0.5	
	Dimethylphenols	µg/L	0.5			<0.5	-	4.3	<0.5	<0.5	<0.5	
	Phenol	µg/L	0.5	5800 <sup>#18</sup>	7.7 <sup>#2</sup>	7.7 <sup>#2</sup>	2.3	-	3949.9	1.7	3.6	4
Phenols Monohydric	µg/L	0.5				-	-	-	-	-		
Other	Temperature	°C				-	-	-	-	-	-	
	Conductivity @ 25oC	mS/cm	0.01			7.99	-	0.745	6.86	4.14	1.41	
	Conductivity @ 20oC	µS/cm	14			-	-	-	-	-	-	
	pH (Lab)	pH Units	1	6.5-9.5 <sup>#1</sup>	6-8.5(MAC) <sup>#19</sup>	6-9(MAC) <sup>#19</sup>	8	-	11.2	7.9	7.5	7.9

Field_ID	Location_Code	Sample_Depth	Sample_Range	Sampled_Date_Time	Matrix_Description
BH07039-X-18.00-ES-200224	BH07039	18		24/02/2020	UK Drinking Water Standards
BH07039-X-2.00-ES-200212	BH07039	2		12/02/2020	UK Estuaries and coastal waters EQS
BH07039-X-2.00-ES-200212	BH07039	2		12/02/2020	UK Freshwater EQS
BH07039-X-20.00-ES-200225	BH07039	20		25/02/2020	
BH07039-X-29.00-ES-200227	BH07039	29		27/02/2020	
BH07039-X-32.60-ES-200305	BH07039	32.6		05/03/2020	

Chem_Group	ChemName	output unit	EQL

**Environmental Standards Comments**

- #1:Water Supply (Water Quality) Regulations 2016.
- #2:Water Framework Directive (Standards and Classification) Directions (England and Wales) 2015.
- #3:Operational Targets and EQS. EA, April 2018
- #4:Water Framework Directive (Standards & Classification) Directions (England & Wales) 2015. Dissolved fraction.
- #5:Water Framework Directive (Standards & Classification) Directions (England & Wales) 2015. Dissolved fraction. Lowest criteria presented (<40mg/l of CaCO3). See 'further assessment' if criteria exceeded and hardness (CaCO3) data available.
- #6:Water Framework Directive (Standards and Classification) Directions (England and Wales) 2015. Dissolved Fraction. If hexavalent chromium (CrVI) data is available, a value of 4.7µg/l may be appropriate for the remaining trivalent chromium (CrIII).
- #7:Operational Targets and EQS. EA, April 2018. Dissolved fraction.
- #8:Water Framework Directive (Standards and Classification) Directions (England and Wales) 2015. Dissolved Fraction. If DOC >1mg/l then a higher criteria applies (3.76\*(2.677\*(DOC2+0.5))
- #9:Water Framework Directive (Standards & Classification) Directions (England & Wales) 2015. Dissolved & bioavailable (bio) fraction plus background. M-BAT tool to assess: <http://wfd.uk.org/resources/river-lakes-metal-bioavailability-assessment-tool-m-bat>
- #10:Water Framework Directive (Standards and Classification) Directions (England and Wales) 2015. Dissolved Fraction. MAC adopted in absence of AA value.
- #11:Guidelines for Drinking-water Quality, 4th Edition. WHO, 2011. Informal value.
- #12:Operational Targets and EQS. EA, April 2018.
- #13:Operational Targets and EQS. EA, April 2018. Lowest criteria presented (<200mg/l CaCO3). See 'further assessment' values if criteria exceeded and hardness (CaCO3) data available.
- #14:Guidelines for Drinking-water Quality, 4th Edition. WHO, 2011. Based on taste rather than a formal guideline.
- #15:Water Framework Directive (Standards and Classification) Directions (England and Wales) 2015. Indicator of 'good' status (90%ile) - Ammonia standard for lakes and rivers (total ammonia as nitrogen).
- #16:Operational Targets and EQS. EA, April 2018. Dissolved fraction. Lowest criteria presented (<50 mg/l CaCO3). See 'further assessment' values if criteria exceeded and hardness (CaCO3) data available.
- #17:Water Supply (Water Quality) Regulations 2016. As SO4.
- #18:US EPA Regional Screening Levels, May 2019. <https://www.epa.gov/risk/regional-screening-levels-rsls-generic-tables>
- #19:Operational Targets and EQS. EA, April 2018. Maximum Allowable Concentration (MAC) adopted in absence of Annual Average (AA) value.

**Legend**

36.2	Results exceeds GAC.
<50	Results MDL is greater than GAC.
-	Determinand has not been tested for.

**Notes**

A range is given where a determinand has been analysed for by more than one method.



Field_ID	BH07039-X-43.60-ES-200306	BH07039-X-7.00-ES32-200213	BH07039-X-7.00-ES32-200213	BH07046-X-0.05-ES-191126	BH07046-X-1.20-ES-191126
Location_Code	BH07039	BH07039	BH07039	BH07046	BH07046
Sample_Depth_Range	43.6	7	7	0.05	1.2
Sampled_Date_Time	09/03/2020	13/02/2020	13/02/2020	26/11/2019	26/11/2019
Matrix_Description	UK Drinking Water Standards	UK Estuaries and coastal waters EQS	UK Freshwater EQS		

Chem_Group	ChemName	output unit	EQL
------------	----------	-------------	-----

**Environmental Standards Comments**

- #1:Water Supply (Water Quality) Regulations 2016.
- #2:Water Framework Directive (Standards and Classification) Directions (England and Wales) 2015.
- #3:Operational Targets and EQS. EA, April 2018
- #4:Water Framework Directive (Standards & Classification) Directions (England & Wales) 2015. Dissolved fraction.
- #5:Water Framework Directive (Standards & Classification) Directions (England & Wales) 2015. Dissolved fraction. Lowest criteria presented (<40mg/l of CaCO3). See 'further assessment' if criteria exceeded and hardness (CaCO3) data available.
- #6:Water Framework Directive (Standards and Classification) Directions (England and Wales) 2015. Dissolved Fraction. If hexavalent chromium (CrVI) data is available, a value of 4.7µg/l may be appropriate for the remaining trivalent chromium (CrIII).
- #7:Operational Targets and EQS. EA, April 2018. Dissolved fraction.
- #8:Water Framework Directive (Standards and Classification) Directions (England and Wales) 2015. Dissolved Fraction. If DOC >1mg/l then a higher criteria applies (3.76\*(2.677\*(DOC2+0.5))
- #9:Water Framework Directive (Standards & Classification) Directions (England & Wales) 2015. Dissolved & bioavailable (bio) fraction plus background. M-BAT tool to assess: <http://wfd.uk.org/resources/river-lakes-metal-bioavailability-assessment-tool-m-bat>
- #10:Water Framework Directive (Standards and Classification) Directions (England and Wales) 2015. Dissolved Fraction. MAC adopted in absence of AA value.
- #11:Guidelines for Drinking-water Quality, 4th Edition. WHO, 2011. Informal value.
- #12:Operational Targets and EQS. EA, April 2018.
- #13:Operational Targets and EQS. EA, April 2018. Lowest criteria presented (<200mg/l CaCO3). See 'further assessment' values if criteria exceeded and hardness (CaCO3) data available.
- #14:Guidelines for Drinking-water Quality, 4th Edition. WHO, 2011. Based on taste rather than a formal guideline.
- #15:Water Framework Directive (Standards and Classification) Directions (England and Wales) 2015. Indicator of 'good' status (90%ile) - Ammonia standard for lakes and rivers (total ammonia as nitrogen).
- #16:Operational Targets and EQS. EA, April 2018. Dissolved fraction. Lowest criteria presented (<50 mg/l CaCO3). See 'further assessment' values if criteria exceeded and hardness (CaCO3) data available.
- #17:Water Supply (Water Quality) Regulations 2016. As SO4.
- #18:US EPA Regional Screening Levels, May 2019. <https://www.epa.gov/risk/regional-screening-levels-rsls-generic-tables>
- #19:Operational Targets and EQS. EA, April 2018. Maximum Allowable Concentration (MAC) adopted in absence of Annual Average (AA) value.

**Legend**

36.2	Results exceeds GAC.
<50	Results MDL is greater than GAC.
-	Determinand has not been tested for.

**Notes**

A range is given where a determinand has been analysed for by more than one method.



				Field_ID	BH07046-X-2.00-ES-191202	BH07046-X-23.30-ES-191210	BH07046-X-29.20-ES-191212	BH07046-X-29.20-ES-191212	BH07046-X-3.00-ES-191202	BH07046-X-4.00-ES-191203
				Location_Code	BH07046	BH07046	BH07046	BH07046	BH07046	BH07046
				Sample_Death_Range	2	23,3	23,2	23,2	3	4
				Sampled_Date_Time	02/12/2019	10/12/2019	12/12/2019	12/12/2019	02/12/2019	03/12/2019
				Matrix_Description						
				UK Drinking Water Standards						
				UK Estuaries and coastal waters EQS						
				UK Freshwater EQS						
Chem_Group	ChemName	output unit	EQL							
Metals	Antimony	µg/L	1	5 <sup>#1</sup>						
	Arsenic	µg/L	0.5	10 <sup>#1</sup>						
	Boron	µg/L	10	1000 <sup>#1</sup>						
	Cadmium	µg/L	0.02	5 <sup>#1</sup>						
	Chromium (hexavalent)	µg/L	3							
	Chromium	µg/L	1	50 <sup>#1</sup>						
	Chromium (Trivalent)	µg/L	3							
	Cobalt	µg/L	0.5							
	Copper	µg/L	0.3	2000 <sup>#1</sup>						
	Lead	µg/L	0.2	10 <sup>#1</sup>						
	Mercury	µg/L	0.01	1 <sup>#1</sup>						
	Molybdenum	µg/L	1	70 <sup>#11</sup>						
	Nickel	µg/L	0.4	20 <sup>#1</sup>						
	Selenium	µg/L	1	10 <sup>#1</sup>						
	Vanadium	µg/L	1							
Zinc	µg/L	1	3000 <sup>#14</sup>							
Inorganics	Available Phosphate	mg/l	6							
	Available Phosphorus	mg/l	2							
	Ammoniacal Nitrogen as N	mg/L	0.002							
	Calcium	mg/L	0.2							
	Chloride	mg/L	1	250 <sup>#1</sup>						
	Cyanide (Free)	µg/L	2.5	50 <sup>#1</sup>						
	Cyanide Total	µg/L	5	50 <sup>#1</sup>						
	cyanides-complex	µg/L	5	50 <sup>#1</sup>						
	Fluoride	µg/L	100	1500 <sup>#1</sup>						
	Magnesium	mg/L	0.036							
	Potassium	mg/L	0.2							
	Sodium	mg/L	0.076							
Sulphate	mg/L	2	250(SO4) <sup>#17</sup>							
Phenolics	Xylenols	µg/L	0.5							
	Trimethylphenols	µg/L	0.5							
	Cresol Total	µg/L	0.5							
	Dimethylphenols	µg/L	0.5							
	Phenol	µg/L	0.5	5800 <sup>#18</sup>						
	Phenols Monohydric	µg/L	0.5							
Other	Temperature	°C								
	Conductivity @ 25oC	mS/cm	0.01							
	Conductivity @ 20oC	µS/cm	14							
	pH (Lab)	pH Units	1	6.5-9.5 <sup>#1</sup>	6-8.5(MAC) <sup>#19</sup>	6-9(MAC) <sup>#19</sup>	7.5	8.1	7.7	7.5

Field_ID	Location_Code	Sample_Depth_Range	Sampled_Date_Time	Matrix_Description
BH07046-X-2.00-ES-191202	BH07046	2	02/12/2019	UK Drinking Water Standards
BH07046-X-23.30-ES-191210	BH07046	23.3	10/12/2019	UK Estuaries and coastal waters EQS
BH07046-X-29.20-ES-191212	BH07046	29.2	12/12/2019	UK Freshwater EQS
BH07046-X-29.20-ES-191212	BH07046	29.2	12/12/2019	
BH07046-X-3.00-ES-191202	BH07046	3	02/12/2019	
BH07046-X-4.00-ES-191203	BH07046	4	03/12/2019	

Chem_Group	ChemName	output unit	EQL

**Environmental Standards Comments**

- #1:Water Supply (Water Quality) Regulations 2016.
- #2:Water Framework Directive (Standards and Classification) Directions (England and Wales) 2015.
- #3:Operational Targets and EQS. EA, April 2018
- #4:Water Framework Directive (Standards & Classification) Directions (England & Wales) 2015. Dissolved fraction.
- #5:Water Framework Directive (Standards & Classification) Directions (England & Wales) 2015. Dissolved fraction. Lowest criteria presented (<40mg/l of CaCO3). See 'further assessment' if criteria exceeded and hardness (CaCO3) data available.
- #6:Water Framework Directive (Standards and Classification) Directions (England and Wales) 2015. Dissolved Fraction. If hexavalent chromium (CrVI) data is available, a value of 4.7µg/l may be appropriate for the remaining trivalent chromium (CrIII).
- #7:Operational Targets and EQS. EA, April 2018. Dissolved fraction.
- #8:Water Framework Directive (Standards and Classification) Directions (England and Wales) 2015. Dissolved Fraction. If DOC >1mg/l then a higher criteria applies (3.76\*(2.677\*(DOC2+0.5))
- #9:Water Framework Directive (Standards & Classification) Directions (England & Wales) 2015. Dissolved & bioavailable (bio) fraction plus background. M-BAT tool to assess: <http://wfd.uk.org/resources/river-lakes-metal-bioavailability-assessment-tool-m-bat>
- #10:Water Framework Directive (Standards and Classification) Directions (England and Wales) 2015. Dissolved Fraction. MAC adopted in absence of AA value.
- #11:Guidelines for Drinking-water Quality, 4th Edition. WHO, 2011. Informal value.
- #12:Operational Targets and EQS. EA, April 2018.
- #13:Operational Targets and EQS. EA, April 2018. Lowest criteria presented (<200mg/l CaCO3). See 'further assessment' values if criteria exceeded and hardness (CaCO3) data available.
- #14:Guidelines for Drinking-water Quality, 4th Edition. WHO, 2011. Based on taste rather than a formal guideline.
- #15:Water Framework Directive (Standards and Classification) Directions (England and Wales) 2015. Indicator of 'good' status (90%ile) - Ammonia standard for lakes and rivers (total ammonia as nitrogen).
- #16:Operational Targets and EQS. EA, April 2018. Dissolved fraction. Lowest criteria presented (<50 mg/l CaCO3). See 'further assessment' values if criteria exceeded and hardness (CaCO3) data available.
- #17:Water Supply (Water Quality) Regulations 2016. As SO4.
- #18:US EPA Regional Screening Levels, May 2019. <https://www.epa.gov/risk/regional-screening-levels-rsls-generic-tables>
- #19:Operational Targets and EQS. EA, April 2018. Maximum Allowable Concentration (MAC) adopted in absence of Annual Average (AA) value.

**Legend**

36.2	Results exceeds GAC.
<50	Results MDL is greater than GAC.
-	Determinand has not been tested for.

**Notes**

A range is given where a determinand has been analysed for by more than one method.

				Field_ID	BH07046-X-4.00-ES-191203	BH07046-X-42.55-ES-191218	BH07046-X-5.00-ES-191203	BH07046-X-5.00-ES-191203	BH07046-X-6.00-ES-191203	BH07046-X-6.00-ES-191203		
				Location_Code	BH07046	BH07046	BH07046	BH07046	BH07046	BH07046		
				Sample_Death_Range	4	42.55	5	5	6	6		
				Sampled_Date_Time	03/12/2019	18/12/2019	03/12/2019	03/12/2019	03/12/2019	03/12/2019		
				Matrix_Description								
				UK Drinking Water Standards								
				UK Estuaries and coastal waters EQS								
				UK Freshwater EQS								
Chem_Group	ChemName	output unit	EQL									
Metals	Antimony	µg/L	1	5 <sup>#1</sup>			9	<1	-	<1	-	6
	Arsenic	µg/L	0.5	10 <sup>#1</sup>	25 <sup>#2</sup>	50 <sup>#2</sup>	12	<1	-	3	-	7
	Boron	µg/L	10	1000 <sup>#1</sup>	7000 <sup>#3</sup>	2000 <sup>#3</sup>	280	100	-	4670	-	1480
	Cadmium	µg/L	0.02	5 <sup>#1</sup>	0.2 <sup>#4</sup>	0.08 <sup>#5</sup>	0.03	0.02	-	0.07	-	0.04
	Chromium (hexavalent)	µg/L	3		0.6 <sup>#4</sup>	3.4 <sup>#4</sup>	<3	<3	-	<3	-	<3
	Chromium	µg/L	1	50 <sup>#1</sup>	0.6 <sup>#4</sup>	3.4 <sup>#6</sup>	<1	<1	-	<1	-	<1
	Chromium (Trivalent)	µg/L	3			4.7 <sup>#4</sup>	-	<3	-	-	-	-
	Cobalt	µg/L	0.5			3 <sup>#7</sup>	<1	<1	-	40	-	1
	Copper	µg/L	0.3	2000 <sup>#1</sup>	3.78 <sup>#8</sup>	1(bio) <sup>#9</sup>	2	<1	-	<1	-	<1
	Lead	µg/L	0.2	10 <sup>#1</sup>	1.3 <sup>#4</sup>	1.2(bio) <sup>#9</sup>	<1	<1	-	<1	-	14
	Mercury	µg/L	0.01	1 <sup>#1</sup>	0.07(MAC) <sup>#10</sup>	0.07(MAC) <sup>#10</sup>	0.05	<0.03	-	<0.03	-	0.1
	Molybdenum	µg/L	1	70 <sup>#11</sup>			49	2	-	3	-	77
	Nickel	µg/L	0.4	20 <sup>#1</sup>	8.6 <sup>#4</sup>	4(bio) <sup>#9</sup>	3	<1	-	22	-	6
	Selenium	µg/L	1	10 <sup>#1</sup>			4	<1	-	<1	-	<1
Vanadium	µg/L	1		100 <sup>#12</sup>	20 <sup>#13</sup>	82	<1	-	<1	-	<1	
Zinc	µg/L	1	3000 <sup>#14</sup>		10.9(bio) <sup>#9</sup>	2	<2	-	280	-	23	
Inorganics	Available Phosphate	mg/l	6				-	34.5	-	-	-	-
	Available Phosphorus	mg/l	2				-	11.3	-	-	-	-
	Ammoniacal Nitrogen as N	mg/L	0.002		0.02 <sup>#2</sup>	0.6 <sup>#15</sup>	2.5	0.7	8.7	8.7	14.7	14.7
	Calcium	mg/L	0.2				169	34	-	670	-	399
	Chloride	mg/L	1	250 <sup>#1</sup>		250 <sup>#3</sup>	56	369	-	132	-	110
	Cyanide (Free)	µg/L	2.5	50 <sup>#1</sup>	1 <sup>#2</sup>	1 <sup>#2</sup>	<20	<20	-	<20	-	<20
	Cyanide Total	µg/L	5	50 <sup>#1</sup>	1 <sup>#2</sup>	1 <sup>#2</sup>	<20	<20	-	<20	-	<20
	cyanides-complex	µg/L	5	50 <sup>#1</sup>	1 <sup>#2</sup>	1 <sup>#2</sup>	-	-	-	-	-	-
	Fluoride	µg/L	100	1500 <sup>#1</sup>	5000 <sup>#7</sup>	1000 <sup>#16</sup>	500	700	-	200	-	100
	Magnesium	mg/L	0.036				<1	22	-	75	-	52
Potassium	mg/L	0.2				28	13	-	57	-	45	
Sodium	mg/L	0.076		200 <sup>#1</sup>		97	224	-	114	-	183	
Sulphate	mg/L	2	250(SO4) <sup>#17</sup>		400 <sup>#3</sup>	513	33	-	1730	-	1290	
Phenolics	Xylenols	µg/L	0.5				-	-	-	-	-	-
	Trimethylphenols	µg/L	0.5				<0.5	<0.5	-	<0.5	-	<0.5
	Cresol Total	µg/L	0.5				<0.5	<0.5	-	2.9	-	<0.5
	Dimethylphenols	µg/L	0.5				<0.5	<0.5	-	<0.5	-	<0.5
	Phenol	µg/L	0.5	5800 <sup>#18</sup>	7.7 <sup>#2</sup>	7.7 <sup>#2</sup>	1.6	0.6	-	5.1	-	0.9
Phenols Monohydric	µg/L	0.5				-	-	-	-	-	-	
Other	Temperature	°C					-	-	-	-	-	-
	Conductivity @ 25oC	mS/cm	0.01				1.15	1.5	-	3.22	-	2.53
	Conductivity @ 20oC	µS/cm	14				-	-	-	-	-	-
	pH (Lab)	pH Units	1	6.5-9.5 <sup>#1</sup>	6-8.5(MAC) <sup>#19</sup>	6-9(MAC) <sup>#19</sup>	9.5	8	-	7.1	-	7.8

Field_ID	Location_Code	Sample_Depth_Range	Sampled_Date_Time	Matrix_Description
BH07046-X-4.00-ES-191203	BH07046	4	03/12/2019	UK Drinking Water Standards
BH07046-X-42.55-ES-191218	BH07046	42.55	18/12/2019	UK Estuaries and coastal waters EQS
BH07046-X-5.00-ES-191203	BH07046	5	03/12/2019	UK Freshwater EQS
BH07046-X-5.00-ES-191203	BH07046	5	03/12/2019	
BH07046-X-6.00-ES-191203	BH07046	6	03/12/2019	
BH07046-X-6.00-ES-191203	BH07046	6	03/12/2019	

Chem_Group	ChemName	output unit	EQL

**Environmental Standards Comments**

- #1:Water Supply (Water Quality) Regulations 2016.
- #2:Water Framework Directive (Standards and Classification) Directions (England and Wales) 2015.
- #3:Operational Targets and EQS. EA, April 2018
- #4:Water Framework Directive (Standards & Classification) Directions (England & Wales) 2015. Dissolved fraction.
- #5:Water Framework Directive (Standards & Classification) Directions (England & Wales) 2015. Dissolved fraction. Lowest criteria presented (<40mg/l of CaCO3). See 'further assessment' if criteria exceeded and hardness (CaCO3) data available.
- #6:Water Framework Directive (Standards and Classification) Directions (England and Wales) 2015. Dissolved Fraction. If hexavalent chromium (CrVI) data is available, a value of 4.7µg/l may be appropriate for the remaining trivalent chromium (CrIII).
- #7:Operational Targets and EQS. EA, April 2018. Dissolved fraction.
- #8:Water Framework Directive (Standards and Classification) Directions (England and Wales) 2015. Dissolved Fraction. If DOC >1mg/l then a higher criteria applies (3.76\*(2.677\*(DOC2+0.5))
- #9:Water Framework Directive (Standards & Classification) Directions (England & Wales) 2015. Dissolved & bioavailable (bio) fraction plus background. M-BAT tool to assess: <http://wfduk.org/resources/river-lakes-metal-bioavailability-assessment-tool-m-bat>
- #10:Water Framework Directive (Standards and Classification) Directions (England and Wales) 2015. Dissolved Fraction. MAC adopted in absence of AA value.
- #11:Guidelines for Drinking-water Quality, 4th Edition. WHO, 2011. Informal value.
- #12:Operational Targets and EQS. EA, April 2018.
- #13:Operational Targets and EQS. EA, April 2018. Lowest criteria presented (<200mg/l CaCO3). See 'further assessment' values if criteria exceeded and hardness (CaCO3) data available.
- #14:Guidelines for Drinking-water Quality, 4th Edition. WHO, 2011. Based on taste rather than a formal guideline.
- #15:Water Framework Directive (Standards and Classification) Directions (England and Wales) 2015. Indicator of 'good' status (90%ile) - Ammonia standard for lakes and rivers (total ammonia as nitrogen).
- #16:Operational Targets and EQS. EA, April 2018. Dissolved fraction. Lowest criteria presented (<50 mg/l CaCO3). See 'further assessment' values if criteria exceeded and hardness (CaCO3) data available.
- #17:Water Supply (Water Quality) Regulations 2016. As SO4.
- #18:US EPA Regional Screening Levels, May 2019. <https://www.epa.gov/risk/regional-screening-levels-rsls-generic-tables>
- #19:Operational Targets and EQS. EA, April 2018. Maximum Allowable Concentration (MAC) adopted in absence of Annual Average (AA) value.

**Legend**

36.2	Results exceeds GAC.
<50	Results MDL is greater than GAC.
-	Determinand has not been tested for.

**Notes**

A range is given where a determinand has been analysed for by more than one method.

				Field_ID	BH07046-X-7.00-ES-191203	BH07046-X-7.00-ES-191203	BH07049-X-0.05-ES-191112	BH07049-X-0.50-ES-191112	BH07049-X-1.20-ES-191112	BH07049-X-2.00-ES-191121	
				Location_Code	BH07046	BH07046	BH07049	BH07049	BH07049	BH07049	
				Sample_Death_Range	7	7	0.05	0.5	1.2	2	
				Sampled_Date_Time	03/12/2019	03/12/2019	12/11/2019	12/11/2019	12/11/2019	21/11/2019	
				Matrix_Description							
				UK Drinking Water Standards							
				UK Estuaries and coastal waters EQS							
				UK Freshwater EQS							
Chem_Group	ChemName	output unit	EQI								
Metals	Antimony	µg/L	1	5 <sup>#1</sup>	-	17	<1	5	7	-	
	Arsenic	µg/L	0.5	10 <sup>#1</sup>	25 <sup>#2</sup>	50 <sup>#2</sup>	<1	9	24	-	
	Boron	µg/L	10	1000 <sup>#1</sup>	7000 <sup>#3</sup>	2000 <sup>#3</sup>	-	110	110	-	
	Cadmium	µg/L	0.02	5 <sup>#1</sup>	0.2 <sup>#4</sup>	0.08 <sup>#5</sup>	-	0.06	<0.02	<0.02	
	Chromium (hexavalent)	µg/L	3	5 <sup>#1</sup>	0.6 <sup>#4</sup>	3.4 <sup>#4</sup>	-	<3	<3	<3	
	Chromium	µg/L	1	50 <sup>#1</sup>	0.6 <sup>#4</sup>	3.4 <sup>#6</sup>	-	1	<1	<1	
	Chromium (Trivalent)	µg/L	3	5 <sup>#1</sup>	4.7 <sup>#4</sup>	-	-	-	-	-	
	Cobalt	µg/L	0.5	2000 <sup>#1</sup>	3.7 <sup>#8</sup>	3 <sup>#7</sup>	-	<1	<1	<1	
	Copper	µg/L	0.3	10 <sup>#1</sup>	1.3 <sup>#4</sup>	1.20(bio) <sup>#9</sup>	-	<1	<1	<1	
	Lead	µg/L	0.2	1 <sup>#1</sup>	0.07(MAC) <sup>#10</sup>	0.07(MAC) <sup>#10</sup>	-	0.06	<0.03	<0.03	
	Mercury	µg/L	0.01	1 <sup>#1</sup>	70 <sup>#11</sup>	62	-	3	30	48	
	Molybdenum	µg/L	1	20 <sup>#1</sup>	8.6 <sup>#4</sup>	4.0(bio) <sup>#9</sup>	-	2	4	12	
	Nickel	µg/L	0.4	10 <sup>#1</sup>	100 <sup>#12</sup>	20 <sup>#13</sup>	-	4	8	13	
	Selenium	µg/L	1	3000 <sup>#14</sup>	-	10.9(bio) <sup>#9</sup>	-	3	19	437	
	Vanadium	µg/L	1	-	-	-	-	4	<2	<2	
Zinc	µg/L	1	-	-	-	-	-	-	-		
Inorganics	Available Phosphate	mg/l	6	-	-	-	-	-	-	-	
	Available Phosphorus	mg/l	2	-	-	-	-	-	-	-	
	Ammoniacal Nitrogen as N	mg/L	0.002	0.02 <sup>#2</sup>	0.6 <sup>#15</sup>	78.6	78.6	0.04	0.09	5.1	4.3
	Calcium	mg/L	0.2	-	-	42	192	336	76	-	
	Chloride	mg/L	1	250 <sup>#1</sup>	250 <sup>#3</sup>	1130	5	36	60	-	
	Cyanide (Free)	µg/L	2.5	50 <sup>#1</sup>	1 <sup>#2</sup>	<20	<20	<20	<20	-	
	Cyanide Total	µg/L	5	50 <sup>#1</sup>	1 <sup>#2</sup>	<20	<20	<20	<20	-	
	cyanides-complex	µg/L	5	50 <sup>#1</sup>	1 <sup>#2</sup>	-	-	-	-	-	
	Fluoride	µg/L	100	1500 <sup>#1</sup>	5000 <sup>#7</sup>	1000 <sup>#16</sup>	600	400	300	<200	
	Magnesium	mg/L	0.036	-	-	70	36	18	<1	-	
	Potassium	mg/L	0.2	-	-	112	23	33	19	-	
Sodium	mg/L	0.076	200 <sup>#1</sup>	-	788	21	81	88	-		
Sulphate	mg/L	2	250(SO4) <sup>#17</sup>	400 <sup>#3</sup>	91	556	895	211	-		
Phenolics	Xylenols	µg/L	0.5	-	-	-	-	-	-	-	
	Trimethylphenols	µg/L	0.5	-	-	180.3	<0.5	<0.5	<0.5	-	
	Cresol Total	µg/L	0.5	-	-	82.6	<0.5	<0.5	3.1	-	
	Dimethylphenols	µg/L	0.5	-	-	298.1	<0.5	<0.5	<0.5	-	
	Phenol	µg/L	0.5	5800 <sup>#18</sup>	7.7 <sup>#2</sup>	37.6	<0.5	<0.5	3.1	-	
Phenols Monohydric	µg/L	0.5	-	-	-	-	-	-	-		
Other	Temperature	°C	-	-	-	-	-	-	-	-	
	Conductivity @ 25oC	mS/cm	0.01	-	-	4.99	1.11	1.66	0.811	-	
	Conductivity @ 20oC	µS/cm	14	-	-	-	-	-	-	-	
	pH (Lab)	pH Units	1	6.5-9.5 <sup>#1</sup>	6-8.5(MAC) <sup>#19</sup>	6-9(MAC) <sup>#19</sup>	8.2	7.2	8.5	10.7	-

Field_ID	Location_Code	Sample_Depth	Sample_Depth_Range	Sampled_Date_Time	Matrix_Description
BH07046-X-7.00-ES-191203	BH07046	7		03/12/2019	UK Drinking Water Standards
BH07046-X-7.00-ES-191203	BH07046	7		03/12/2019	UK Estuaries and coastal waters EQS
BH07049-X-0.05-ES-191112	BH07049	0.05		12/11/2019	UK Freshwater EQS
BH07049-X-0.50-ES-191112	BH07049	0.5		12/11/2019	
BH07049-X-1.20-ES-191112	BH07049	1.2		12/11/2019	
BH07049-X-2.00-ES-191121	BH07049	2		21/11/2019	

Chem_Group	ChemName	output unit	EQL

**Environmental Standards Comments**

- #1:Water Supply (Water Quality) Regulations 2016.
- #2:Water Framework Directive (Standards and Classification) Directions (England and Wales) 2015.
- #3:Operational Targets and EQS. EA, April 2018
- #4:Water Framework Directive (Standards & Classification) Directions (England & Wales) 2015. Dissolved fraction.
- #5:Water Framework Directive (Standards & Classification) Directions (England & Wales) 2015. Dissolved fraction. Lowest criteria presented (<40mg/l of CaCO3). See 'further assessment' if criteria exceeded and hardness (CaCO3) data available.
- #6:Water Framework Directive (Standards and Classification) Directions (England and Wales) 2015. Dissolved Fraction. If hexavalent chromium (CrVI) data is available, a value of 4.7µg/l may be appropriate for the remaining trivalent chromium (CrIII).
- #7:Operational Targets and EQS. EA, April 2018. Dissolved fraction.
- #8:Water Framework Directive (Standards and Classification) Directions (England and Wales) 2015. Dissolved Fraction. If DOC >1mg/l then a higher criteria applies (3.76\*(2.677\*(DOC2+0.5))
- #9:Water Framework Directive (Standards & Classification) Directions (England & Wales) 2015. Dissolved & bioavailable (bio) fraction plus background. M-BAT tool to assess: <http://wfd.uk.org/resources/river-lakes-metal-bioavailability-assessment-tool-m-bat>
- #10:Water Framework Directive (Standards and Classification) Directions (England and Wales) 2015. Dissolved Fraction. MAC adopted in absence of AA value.
- #11:Guidelines for Drinking-water Quality, 4th Edition. WHO, 2011. Informal value.
- #12:Operational Targets and EQS. EA, April 2018.
- #13:Operational Targets and EQS. EA, April 2018. Lowest criteria presented (<200mg/l CaCO3). See 'further assessment' values if criteria exceeded and hardness (CaCO3) data available.
- #14:Guidelines for Drinking-water Quality, 4th Edition. WHO, 2011. Based on taste rather than a formal guideline.
- #15:Water Framework Directive (Standards and Classification) Directions (England and Wales) 2015. Indicator of 'good' status (90%ile) - Ammonia standard for lakes and rivers (total ammonia as nitrogen).
- #16:Operational Targets and EQS. EA, April 2018. Dissolved fraction. Lowest criteria presented (<50 mg/l CaCO3). See 'further assessment' values if criteria exceeded and hardness (CaCO3) data available.
- #17:Water Supply (Water Quality) Regulations 2016. As SO4.
- #18:US EPA Regional Screening Levels, May 2019. <https://www.epa.gov/risk/regional-screening-levels-rsls-generic-tables>
- #19:Operational Targets and EQS. EA, April 2018. Maximum Allowable Concentration (MAC) adopted in absence of Annual Average (AA) value.

**Legend**

36.2	Results exceeds GAC.
<50	Results MDL is greater than GAC.
-	Determinand has not been tested for.

**Notes**

A range is given where a determinand has been analysed for by more than one method.

				Field_ID	BH07049-X-2.00-ES-191121	BH07049-X-3.00-ES-191121	BH07049-X-3.00-ES-191121	BH07049-X-4.00-ES-191121	BH07049-X-4.00-ES-191121	BH07049-X-5.00-ES-191121
				Location_Code	BH07049	BH07049	BH07049	BH07049	BH07049	BH07049
				Sample_Death_Range	2	3	3	4	4	5
				Sampled_Date_Time	21/11/2019	21/11/2019	21/11/2019	21/11/2019	21/11/2019	21/11/2019
				Matrix_Description						
				UK Drinking Water Standards						
				UK Estuaries and coastal waters EQS						
				UK Freshwater EQS						
Chem_Group	ChemName	output unit	EQL							
Metals	Antimony	µg/L	1	5 <sup>#1</sup>		7	-	6	-	14
	Arsenic	µg/L	0.5	10 <sup>#1</sup>	25 <sup>#2</sup>	14	-	3	-	3
	Boron	µg/L	10	1000 <sup>#1</sup>	7000 <sup>#3</sup>	120	-	280	-	660
	Cadmium	µg/L	0.02	5 <sup>#1</sup>	0.2 <sup>#4</sup>	<0.02	-	0.64	-	1.51
	Chromium (hexavalent)	µg/L	3		0.6 <sup>#4</sup>	6	-	<3	-	<3
	Chromium	µg/L	1	50 <sup>#1</sup>	0.6 <sup>#4</sup>	8	-	<1	-	<1
	Chromium (Trivalent)	µg/L	3		4.7 <sup>#4</sup>	2	-	10	-	30
	Cobalt	µg/L	0.5		3 <sup>#7</sup>	100	-	10	-	30
	Copper	µg/L	0.3	2000 <sup>#1</sup>	3.76 <sup>#8</sup>	<1	-	10	-	6
	Lead	µg/L	0.2	10 <sup>#1</sup>	1.3 <sup>#4</sup>	<1	-	4	-	27
	Mercury	µg/L	0.01	1 <sup>#1</sup>	0.07(MAC) <sup>#10</sup>	0.06	-	<0.03	-	0.04
	Molybdenum	µg/L	1	70 <sup>#11</sup>		83	-	8	-	24
	Nickel	µg/L	0.4	20 <sup>#1</sup>	8.6 <sup>#4</sup>	14	-	13	-	76
	Selenium	µg/L	1	10 <sup>#1</sup>		6	-	1	-	2
	Vanadium	µg/L	1		100 <sup>#12</sup>	137	-	<1	-	<1
	Zinc	µg/L	1	3000 <sup>#14</sup>		2	-	481	-	1500
Inorganics	Available Phosphate	mg/l	6			-	-	-	-	-
	Available Phosphorus	mg/l	2			-	-	-	-	-
	Ammoniacal Nitrogen as N	mg/L	0.002		0.02 <sup>#2</sup>	4.6	1.8	1.8	1.2	1.2
	Calcium	mg/L	0.2			214	-	303	-	707
	Chloride	mg/L	1	250 <sup>#1</sup>		113	-	75	-	47
	Cyanide (Free)	µg/L	2.5	50 <sup>#1</sup>	1 <sup>#2</sup>	<20	-	<20	-	<20
	Cyanide Total	µg/L	5	50 <sup>#1</sup>	1 <sup>#2</sup>	<20	-	<20	-	<20
	Cyanides-complex	µg/L	5	50 <sup>#1</sup>	1 <sup>#2</sup>	-	-	-	-	-
	Fluoride	µg/L	100	1500 <sup>#1</sup>	5000 <sup>#7</sup>	300	-	300	-	200
	Magnesium	mg/L	0.036			<1	-	17	-	25
Potassium	mg/L	0.2			31	-	30	-	27	
Sodium	mg/L	0.076		200 <sup>#1</sup>	81	-	42	-	35	
Sulphate	mg/L	2	250(SO4) <sup>#17</sup>		400 <sup>#3</sup>	539	680	-	1600	
Phenolics	Xylenols	µg/L	0.5			-	-	-	-	-
	Trimethylphenols	µg/L	0.5			0.9	-	<0.5	-	<0.5
	Cresol Total	µg/L	0.5			0.7	-	<0.5	-	<0.5
	Dimethylphenols	µg/L	0.5			1.4	-	<0.5	-	<0.5
	Phenol	µg/L	0.5	5800 <sup>#18</sup>	7.7 <sup>#2</sup>	19.2	-	<0.5	-	<0.5
Phenols Monohydric	µg/L	0.5								
Other	Temperature	°C				-	-	-	-	-
	Conductivity @ 25oC	mS/cm	0.01			1.37	-	1.58	-	2.65
	Conductivity @ 20oC	µS/cm	14			-	-	-	-	-
	pH (Lab)	pH Units	1	6.5-9.5 <sup>#1</sup>	6-8.5(MAC) <sup>#19</sup>	6-9(MAC) <sup>#19</sup>	10.2	-	7.7	-

Field_ID	Location_Code	Sample_Depth_Range	Sampled_Date_Time	Matrix_Description
BH07049-X-2.00-ES-191121	BH07049	2	21/11/2019	UK Drinking Water Standards
BH07049-X-3.00-ES-191121	BH07049	3	21/11/2019	UK Estuaries and coastal waters EQS
BH07049-X-3.00-ES-191121	BH07049	3	21/11/2019	UK Freshwater EQS
BH07049-X-4.00-ES-191121	BH07049	4	21/11/2019	
BH07049-X-4.00-ES-191121	BH07049	4	21/11/2019	
BH07049-X-5.00-ES-191121	BH07049	5	21/11/2019	

Chem_Group	ChemName	output unit	EQL

**Environmental Standards Comments**

#1:Water Supply (Water Quality) Regulations 2016.  
 #2:Water Framework Directive (Standards and Classification) Directions (England and Wales) 2015.  
 #3:Operational Targets and EQS. EA, April 2018  
 #4:Water Framework Directive (Standards & Classification) Directions (England & Wales) 2015. Dissolved fraction.  
 #5:Water Framework Directive (Standards & Classification) Directions (England & Wales) 2015. Dissolved fraction. Lowest criteria presented (<40mg/l of CaCO3). See 'further assessment' if criteria exceeded and hardness (CaCO3) data available.  
 #6:Water Framework Directive (Standards and Classification) Directions (England and Wales) 2015. Dissolved Fraction. If hexavalent chromium (CrVI) data is available, a value of 4.7µg/l may be appropriate for the remaining trivalent chromium (CrIII).  
 #7:Operational Targets and EQS. EA, April 2018. Dissolved fraction.  
 #8:Water Framework Directive (Standards and Classification) Directions (England and Wales) 2015. Dissolved Fraction. If DOC >1mg/l then a higher criteria applies (3.76\*(2.677\*(DOC2+0.5))  
 #9:Water Framework Directive (Standards & Classification) Directions (England & Wales) 2015. Dissolved & bioavailable (bio) fraction plus background. M-BAT tool to assess: <http://wfd.uk.org/resources/river-lakes-metal-bioavailability-assessment-tool-m-bat>  
 #10:Water Framework Directive (Standards and Classification) Directions (England and Wales) 2015. Dissolved Fraction. MAC adopted in absence of AA value.  
 #11:Guidelines for Drinking-water Quality, 4th Edition. WHO, 2011. Informal value.  
 #12:Operational Targets and EQS. EA, April 2018.  
 #13:Operational Targets and EQS. EA, April 2018. Lowest criteria presented (<200mg/l CaCO3). See 'further assessment' values if criteria exceeded and hardness (CaCO3) data available.  
 #14:Guidelines for Drinking-water Quality, 4th Edition. WHO, 2011. Based on taste rather than a formal guideline.  
 #15:Water Framework Directive (Standards and Classification) Directions (England and Wales) 2015. Indicator of 'good' status (90%ile) - Ammonia standard for lakes and rivers (total ammonia as nitrogen).  
 #16:Operational Targets and EQS. EA, April 2018. Dissolved fraction. Lowest criteria presented (<50 mg/l CaCO3). See 'further assessment' values if criteria exceeded and hardness (CaCO3) data available.  
 #17:Water Supply (Water Quality) Regulations 2016. As SO4.  
 #18:US EPA Regional Screening Levels, May 2019. <https://www.epa.gov/risk/regional-screening-levels-rsls-generic-tables>  
 #19:Operational Targets and EQS. EA, April 2018. Maximum Allowable Concentration (MAC) adopted in absence of Annual Average (AA) value.

**Legend**

36.2	Results exceeds GAC.
<50	Results MDL is greater than GAC.
-	Determinand has not been tested for.

**Notes**  
A range is given where a determinand has been analysed for by more than one method.



				Field_ID	BH07049-X-5.00-ES-191121	BH07049-X-6.00-ES-191122	BH07049-X-6.00-ES-191122	BH07049-X-7.00-ES-191121	BH07049-X-7.00-ES-191122	BH07053-X-0.05-ES-191122		
				Location_Code	BH07049	BH07049	BH07049	BH07049	BH07049	BH07053		
				Sample_Death_Range	5	6	6	7	7	7		
				Sampled_Date_Time	21/11/2019	22/11/2019	22/11/2019	22/11/2019	22/11/2019	22/11/2019		
				Matrix_Description								
				UK Drinking Water Standards								
				UK Estuaries and coastal waters EQS								
				UK Freshwater EQS								
Chem_Group	ChemName	output unit	EQL									
Metals	Antimony	µg/L	1	5 <sup>#1</sup>			7	-	9	-	3	<1
	Arsenic	µg/L	0.5	10 <sup>#1</sup>	25 <sup>#2</sup>	50 <sup>#2</sup>	5	-	7	-	11	<1
	Boron	µg/L	10	1000 <sup>#1</sup>	7000 <sup>#3</sup>	2000 <sup>#3</sup>	1540	-	3050	-	1370	380
	Cadmium	µg/L	0.02	5 <sup>#1</sup>	0.2 <sup>#4</sup>	0.08 <sup>#5</sup>	<0.02	-	<0.02	-	0.1	0.2
	Chromium (hexavalent)	µg/L	3		0.6 <sup>#4</sup>	3.4 <sup>#6</sup>	<3	-	<3	-	<3	<3
	Chromium	µg/L	1	50 <sup>#1</sup>	0.6 <sup>#4</sup>	3.4 <sup>#6</sup>	<1	-	<1	-	<1	<1
	Chromium (Trivalent)	µg/L	3		4.7 <sup>#4</sup>	-	-	-	-	-	-	-
	Cobalt	µg/L	0.5		3 <sup>#7</sup>	3 <sup>#7</sup>	13	-	-	-	-	-
	Copper	µg/L	0.3	2000 <sup>#1</sup>	3.78 <sup>#8</sup>	1(bio) <sup>#9</sup>	<1	-	<1	-	<1	2
	Lead	µg/L	0.2	10 <sup>#1</sup>	1.3 <sup>#4</sup>	1.2(bio) <sup>#9</sup>	2	-	<1	-	<1	<1
	Mercury	µg/L	0.01	1 <sup>#1</sup>	0.07(MAC) <sup>#10</sup>	0.07(MAC) <sup>#10</sup>	<0.03	-	0.2	-	<0.03	<0.03
	Molybdenum	µg/L	1	70 <sup>#11</sup>			31	-	244	-	82	5
	Nickel	µg/L	0.4	20 <sup>#1</sup>	8.6 <sup>#4</sup>	4(bio) <sup>#9</sup>	39	-	5	-	2	10
	Selenium	µg/L	1	10 <sup>#1</sup>			1	-	<1	-	1	38
Vanadium	µg/L	1		100 <sup>#12</sup>	20 <sup>#13</sup>	<1	-	1	-	3	<1	
Zinc	µg/L	1	3000 <sup>#14</sup>		10.9(bio) <sup>#9</sup>	848	-	6	-	2	6	
Inorganics	Available Phosphate	mg/l	6				-	-	-	-	-	-
	Available Phosphorus	mg/l	2				-	-	-	-	-	-
	Ammoniacal Nitrogen as N	mg/L	0.002		0.02 <sup>#2</sup>	0.6 <sup>#15</sup>	3.7	49.2	48.9	95.7	96.8	0.04
	Calcium	mg/L	0.2				686	-	139	-	631	600
	Chloride	mg/L	1	250 <sup>#1</sup>		250 <sup>#3</sup>	97	-	362	-	1100	8
	Cyanide (Free)	µg/L	2.5	50 <sup>#1</sup>	1 <sup>#2</sup>	1 <sup>#2</sup>	<20	-	<20	-	<20	<20
	Cyanide Total	µg/L	5	50 <sup>#1</sup>	1 <sup>#2</sup>	1 <sup>#2</sup>	<20	-	<20	-	<20	<20
	cyanides-complex	µg/L	5	50 <sup>#1</sup>	1 <sup>#2</sup>	1 <sup>#2</sup>	-	-	-	-	-	-
	Fluoride	µg/L	100	1500 <sup>#1</sup>		5000 <sup>#7</sup>	200	-	300	-	700	500
	Magnesium	mg/L	0.036				64	-	89	-	176	137
Potassium	mg/L	0.2				24	-	91	-	165	66	
Sodium	mg/L	0.076		200 <sup>#1</sup>		75	-	255	-	918	89	
Sulphate	mg/L	2	250(SO4) <sup>#17</sup>		400 <sup>#3</sup>	1700	-	561	-	2620	2050	
Phenolics	Xylenols	µg/L	0.5				-	-	-	-	-	-
	Trimethylphenols	µg/L	0.5				<0.5	-	<0.5	-	<0.5	<0.5
	Cresol Total	µg/L	0.5				<0.5	-	<0.5	-	<0.5	<0.5
	Dimethylphenols	µg/L	0.5				<0.5	-	<0.5	-	<0.5	<0.5
	Phenol	µg/L	0.5	5800 <sup>#18</sup>	7.7 <sup>#2</sup>	7.7 <sup>#2</sup>	<0.5	-	1.2	-	3.7	<0.5
Phenols Monohydric	µg/L	0.5				<0.5	-	-	-	-	<0.5	
Other	Temperature	°C					-	-	-	-	-	-
	Conductivity @ 25oC	mS/cm	0.01				2.74	-	2.98	-	7.84	3.08
	Conductivity @ 20oC	µS/cm	14				-	-	-	-	-	-
	pH (Lab)	pH Units	1	6.5-9.5 <sup>#1</sup>	6-8.5(MAC) <sup>#19</sup>	6-9(MAC) <sup>#19</sup>	7.6	-	7.8	-	7.7	7.5

Field_ID	Location_Code	Sample_Depth	Range	Sampled_Date	Time	Matrix_Description
BH07049-X-5.00-ES-191121	BH07049	5		21/11/2019		UK Drinking Water Standards
BH07049-X-6.00-ES-191122	BH07049	6		22/11/2019		UK Estuaries and coastal waters EQS
BH07049-X-6.00-ES-191122	BH07049	6		22/11/2019		UK Freshwater EQS
BH07049-X-7.00-ES-191122	BH07049	7		22/11/2019		
BH07049-X-7.00-ES-191122	BH07049	7		22/11/2019		
BH07053-X-0.05-ES-191122	BH07053	0.05		22/11/2019		

Chem_Group	ChemName	output unit	EQL
------------	----------	-------------	-----

**Environmental Standards Comments**

- #1:Water Supply (Water Quality) Regulations 2016.
- #2:Water Framework Directive (Standards and Classification) Directions (England and Wales) 2015.
- #3:Operational Targets and EQS. EA, April 2018
- #4:Water Framework Directive (Standards & Classification) Directions (England & Wales) 2015. Dissolved fraction.
- #5:Water Framework Directive (Standards & Classification) Directions (England & Wales) 2015. Dissolved fraction. Lowest criteria presented (<40mg/l of CaCO3). See 'further assessment' if criteria exceeded and hardness (CaCO3) data available.
- #6:Water Framework Directive (Standards and Classification) Directions (England and Wales) 2015. Dissolved Fraction. If hexavalent chromium (CrVI) data is available, a value of 4.7µg/l may be appropriate for the remaining trivalent chromium (CrIII).
- #7:Operational Targets and EQS. EA, April 2018. Dissolved fraction.
- #8:Water Framework Directive (Standards and Classification) Directions (England and Wales) 2015. Dissolved Fraction. If DOC >1mg/l then a higher criteria applies (3.76\*(2.677\*(DOC2+0.5))
- #9:Water Framework Directive (Standards & Classification) Directions (England & Wales) 2015. Dissolved & bioavailable (bio) fraction plus background. M-BAT tool to assess: <http://wfd.uk.org/resources/river-lakes-metal-bioavailability-assessment-tool-m-bat>
- #10:Water Framework Directive (Standards and Classification) Directions (England and Wales) 2015. Dissolved Fraction. MAC adopted in absence of AA value.
- #11:Guidelines for Drinking-water Quality, 4th Edition. WHO, 2011. Informal value.
- #12:Operational Targets and EQS. EA, April 2018.
- #13:Operational Targets and EQS. EA, April 2018. Lowest criteria presented (<200mg/l CaCO3). See 'further assessment' values if criteria exceeded and hardness (CaCO3) data available.
- #14:Guidelines for Drinking-water Quality, 4th Edition. WHO, 2011. Based on taste rather than a formal guideline.
- #15:Water Framework Directive (Standards and Classification) Directions (England and Wales) 2015. Indicator of 'good' status (90%ile) - Ammonia standard for lakes and rivers (total ammonia as nitrogen).
- #16:Operational Targets and EQS. EA, April 2018. Dissolved fraction. Lowest criteria presented (<50 mg/l CaCO3). See 'further assessment' values if criteria exceeded and hardness (CaCO3) data available.
- #17:Water Supply (Water Quality) Regulations 2016. As SO4.
- #18:US EPA Regional Screening Levels, May 2019. <https://www.epa.gov/risk/regional-screening-levels-rsls-generic-tables>
- #19:Operational Targets and EQS. EA, April 2018. Maximum Allowable Concentration (MAC) adopted in absence of Annual Average (AA) value.

**Legend**

36.2	Results exceeds GAC.
<50	Results MDL is greater than GAC.
-	Determinand has not been tested for.

**Notes**

A range is given where a determinand has been analysed for by more than one method.

				Field_ID	BH07053-X-0.50-ES-191122	BH07053-X-10.00-ES-200206	BH07053-X-10.00-ES-200206	BH07053-X-11.00-ES-200206	BH07053-X-12.00-ES-200207		
				Location_Code	BH07053	BH07053	BH07053	BH07053	BH07053		
				Sample_DePTH_Range	0.5	10	10	11	12		
				Sampled_Date_Time	22/11/2019	06/02/2020	06/02/2020	06/02/2020	07/02/2020		
				Matrix_Description							
				UK Drinking Water Standards	UK Estuaries and coastal waters EQS	UK Freshwater EQS					
Chem_Group	ChemName	output unit	EQL								
Metals	Antimony	µg/L	1	5 <sup>#1</sup>			<1	5	3	6	4
	Arsenic	µg/L	0.5	10 <sup>#1</sup>	25 <sup>#2</sup>	50 <sup>#2</sup>	<1	5	15	15	18
	Boron	µg/L	10	1000 <sup>#1</sup>	7000 <sup>#3</sup>	2000 <sup>#3</sup>	320	320	1350	1080	840
	Cadmium	µg/L	0.02	5 <sup>#1</sup>	0.2 <sup>#4</sup>	0.08 <sup>#5</sup>	0.1	<0.02	<0.02	<0.02	0.74
	Chromium (hexavalent)	µg/L	3		0.6 <sup>#4</sup>	3.4 <sup>#4</sup>	<3	<3	<3	<3	<3
	Chromium	µg/L	1	50 <sup>#1</sup>	0.6 <sup>#4</sup>	3.4 <sup>#6</sup>	<1	<1	<1	<1	2
	Chromium (Trivalent)	µg/L	3			4.7 <sup>#4</sup>	-	<3	<3	<3	<3
	Cobalt	µg/L	0.5		3 <sup>#7</sup>	3 <sup>#7</sup>	3	<1	1	<1	<1
	Copper	µg/L	0.3	2000 <sup>#1</sup>	3.78 <sup>#8</sup>	1(bio) <sup>#9</sup>	<1	7	<1	<1	<1
	Lead	µg/L	0.2	10 <sup>#1</sup>	1.3 <sup>#4</sup>	1.2(bio) <sup>#9</sup>	<1	<1	<1	<1	<1
	Mercury	µg/L	0.01	1 <sup>#1</sup>	0.07(MAC) <sup>#10</sup>	0.07(MAC) <sup>#10</sup>	<0.03	<0.03	<0.03	<0.03	<0.03
	Molybdenum	µg/L	1	70 <sup>#11</sup>			10	9	65	77	37
	Nickel	µg/L	0.4	20 <sup>#1</sup>	8.6 <sup>#4</sup>	4(bio) <sup>#9</sup>	12	11	6	4	2
	Selenium	µg/L	1	10 <sup>#1</sup>			34	<1	<1	1	<1
	Vanadium	µg/L	1		100 <sup>#12</sup>	20 <sup>#13</sup>	<1	10	2	16	231
	Zinc	µg/L	1	3000 <sup>#14</sup>		10.9(bio) <sup>#9</sup>	6	8	6	4	7
Inorganics	Available Phosphate	mg/l	6				-	-	-	-	-
	Available Phosphorus	mg/l	2				-	-	-	-	-
	Ammoniacal Nitrogen as N	mg/L	0.002		0.02 <sup>#2</sup>	0.6 <sup>#15</sup>	0.04	0.06	15.7	12.1	18.3
	Calcium	mg/L	0.2				455	53	89	78	38
	Chloride	mg/L	1	250 <sup>#1</sup>			12	22	1660	1790	1620
	Cyanide (Free)	µg/L	2.5	50 <sup>#1</sup>	1 <sup>#2</sup>	250 <sup>#3</sup>	<20	<20	<20	<20	20
	Cyanide Total	µg/L	5	50 <sup>#1</sup>	1 <sup>#2</sup>	1 <sup>#2</sup>	<20	<20	20	30	30
	cyanides-complex	µg/L	5	50 <sup>#1</sup>	1 <sup>#2</sup>	1 <sup>#2</sup>	-	-	-	-	-
	Fluoride	µg/L	100	1500 <sup>#1</sup>			300	1700	1000	900	1200
	Magnesium	mg/L	0.036				118	<1	<1	<1	64
Potassium	mg/L	0.2				59	<1	<1	<1	130	
Sodium	mg/L	0.076		200 <sup>#1</sup>		105	<1	<1	<1	1390	
Sulphate	mg/L	2	250(SO4) <sup>#17</sup>		400 <sup>#3</sup>	1690	20	219	90	76	
Phenolics	Xylenols	µg/L	0.5				-	-	-	-	-
	Trimethylphenols	µg/L	0.5				<0.5	<0.5	<0.5	<0.5	<0.5
	Cresol Total	µg/L	0.5				<0.5	<0.5	<0.5	<0.5	<0.5
	Dimethylphenols	µg/L	0.5				<0.5	<0.5	<0.5	<0.5	<0.5
	Phenol	µg/L	0.5	5800 <sup>#18</sup>	7.7 <sup>#2</sup>	7.7 <sup>#2</sup>	<0.5	11	1.9	<0.5	11.3
Phenols Monohydric	µg/L	0.5				<0.5					
Other	Temperature	°C					-	-	-	-	-
	Conductivity @ 25oC	mS/cm	0.01				2.73	0.469	6.93	6.78	6.4
	Conductivity @ 20oC	µS/cm	14				-	-	-	-	-
	pH (Lab)	pH Units	1	6.5-9.5 <sup>#1</sup>	6-8.5(MAC) <sup>#19</sup>	6-9(MAC) <sup>#19</sup>	7.5	8.2	8.3	8.4	8.6

Field_ID	BH07053-X-0.50-ES-191122	BH07053-X-10.00-ES-200206	BH07053-X-10.00-ES-200206	BH07053-X-11.00-ES-200206	BH07053-X-12.00-ES-200207
Location_Code	BH07053	BH07053	BH07053	BH07053	BH07053
Sample_Depth_Range	0.5	10	10	11	12
Sampled_Date_Time	22/11/2019	06/02/2020	06/02/2020	06/02/2020	07/02/2020
Matrix_Description	UK Drinking Water Standards	UK Estuaries and coastal waters EQS	UK Freshwater EQS		

Chem_Group	ChemName	output unit	EQL
------------	----------	-------------	-----

**Environmental Standards Comments**

- #1:Water Supply (Water Quality) Regulations 2016.
- #2:Water Framework Directive (Standards and Classification) Directions (England and Wales) 2015.
- #3:Operational Targets and EQS. EA, April 2018
- #4:Water Framework Directive (Standards & Classification) Directions (England & Wales) 2015. Dissolved fraction.
- #5:Water Framework Directive (Standards & Classification) Directions (England & Wales) 2015. Dissolved fraction. Lowest criteria presented (<40mg/l of CaCO3). See 'further assessment' if criteria exceeded and hardness (CaCO3) data available.
- #6:Water Framework Directive (Standards and Classification) Directions (England and Wales) 2015. Dissolved Fraction. If hexavalent chromium (CrVI) data is available, a value of 4.7µg/l may be appropriate for the remaining trivalent chromium (CrIII).
- #7:Operational Targets and EQS. EA, April 2018. Dissolved fraction.
- #8:Water Framework Directive (Standards and Classification) Directions (England and Wales) 2015. Dissolved Fraction. If DOC >1mg/l then a higher criteria applies (3.76\*(2.677\*(DOC2+0.5))
- #9:Water Framework Directive (Standards & Classification) Directions (England & Wales) 2015. Dissolved & bioavailable (bio) fraction plus background. M-BAT tool to assess: <http://wfd.uk.org/resources/river-lakes-metal-bioavailability-assessment-tool-m-bat>
- #10:Water Framework Directive (Standards and Classification) Directions (England and Wales) 2015. Dissolved Fraction. MAC adopted in absence of AA value.
- #11:Guidelines for Drinking-water Quality, 4th Edition. WHO, 2011. Informal value.
- #12:Operational Targets and EQS. EA, April 2018.
- #13:Operational Targets and EQS. EA, April 2018. Lowest criteria presented (<200mg/l CaCO3). See 'further assessment' values if criteria exceeded and hardness (CaCO3) data available.
- #14:Guidelines for Drinking-water Quality, 4th Edition. WHO, 2011. Based on taste rather than a formal guideline.
- #15:Water Framework Directive (Standards and Classification) Directions (England and Wales) 2015. Indicator of 'good' status (90%ile) - Ammonia standard for lakes and rivers (total ammonia as nitrogen).
- #16:Operational Targets and EQS. EA, April 2018. Dissolved fraction. Lowest criteria presented (<50 mg/l CaCO3). See 'further assessment' values if criteria exceeded and hardness (CaCO3) data available.
- #17:Water Supply (Water Quality) Regulations 2016. As SO4.
- #18:US EPA Regional Screening Levels, May 2019. <https://www.epa.gov/risk/regional-screening-levels-rsls-generic-tables>
- #19:Operational Targets and EQS. EA, April 2018. Maximum Allowable Concentration (MAC) adopted in absence of Annual Average (AA) value.

**Legend**

36.2	Results exceeds GAC.
<50	Results MDL is greater than GAC.
-	Determinand has not been tested for.

**Notes**

A range is given where a determinand has been analysed for by more than one method.

				Field_ID	BH07053-X-13.00-ES-200207	BH07053-X-14.00-ES-200207	BH07053-X-15.00-ES-200213	BH07053-X-16.00-ES-200213	BH07053-X-17.00-ES-200213		
				Location_Code	BH07053	BH07053	BH07053	BH07053	BH07053		
				Sample_Depth Range	13	14	15	16	17		
				Sampled Date Time	07/02/2020	07/02/2020	13/02/2020	13/02/2020	13/02/2020		
				Matrix Description							
				UK Drinking Water Standards	UK Estuaries and coastal waters EQS	UK Freshwater EQS					
Chem_Group	ChemName	output unit	EQL								
Metals	Antimony	µg/L	1	5 <sup>#1</sup>			3	6	4	2	2
	Arsenic	µg/L	0.5	10 <sup>#1</sup>	25 <sup>#2</sup>	50 <sup>#2</sup>	31	13	27	9	10
	Boron	µg/L	10	1000 <sup>#1</sup>	7000 <sup>#3</sup>	2000 <sup>#3</sup>	1910	600	1010	720	740
	Cadmium	µg/L	0.02	5 <sup>#1</sup>	0.2 <sup>#4</sup>	0.08 <sup>#5</sup>	0.63	0.7	<0.02	<0.02	0.03
	Chromium (hexavalent)	µg/L	3		0.6 <sup>#4</sup>	3.4 <sup>#4</sup>	<3	<3	<3	<3	<3
	Chromium	µg/L	1	50 <sup>#1</sup>	0.6 <sup>#4</sup>	3.4 <sup>#6</sup>	1	2	2	<1	<1
	Chromium (Trivalent)	µg/L	3			4.7 <sup>#4</sup>	<3	<3	<3	<3	<3
	Cobalt	µg/L	0.5		3 <sup>#7</sup>	3 <sup>#7</sup>	<1	<1	<1	<1	<1
	Copper	µg/L	0.3	2000 <sup>#1</sup>	3.78 <sup>#8</sup>	1(bio) <sup>#9</sup>	2	<1	<1	<1	<1
	Lead	µg/L	0.2	10 <sup>#1</sup>	1.3 <sup>#4</sup>	1.2(bio) <sup>#9</sup>	<1	<1	<1	<1	<1
	Mercury	µg/L	0.01	1 <sup>#1</sup>	0.07(MAC) <sup>#10</sup>	0.07(MAC) <sup>#10</sup>	<0.03	<0.03	<0.03	<0.03	<0.03
	Molybdenum	µg/L	1	70 <sup>#11</sup>			42	28	38	9	5
	Nickel	µg/L	0.4	20 <sup>#1</sup>	8.6 <sup>#4</sup>	4(bio) <sup>#9</sup>	2	3	2	3	2
	Selenium	µg/L	1	10 <sup>#1</sup>			<1	<1	<1	<1	<1
	Vanadium	µg/L	1		100 <sup>#12</sup>	20 <sup>#13</sup>	69	70	64	88	100
	Zinc	µg/L	1	3000 <sup>#14</sup>		10.9(bio) <sup>#9</sup>	5	4	13	7	6
Inorganics	Available Phosphate	mg/l	6				-	-	-	-	-
	Available Phosphorus	mg/l	2				-	-	-	-	-
	Ammoniacal Nitrogen as N	mg/L	0.002		0.02 <sup>#2</sup>	0.6 <sup>#15</sup>	18.2	17.9	35.1	19.4	17.9
	Calcium	mg/L	0.2				43	36	110	55	56
	Chloride	mg/L	1	250 <sup>#1</sup>		250 <sup>#3</sup>	1940	2010	4200	2490	2420
	Cyanide (Free)	µg/L	2.5	50 <sup>#1</sup>	1 <sup>#2</sup>	1 <sup>#2</sup>	<20	<20	<20	<20	<20
	Cyanide Total	µg/L	5	50 <sup>#1</sup>	1 <sup>#2</sup>	1 <sup>#2</sup>	<20	<20	<20	<20	<20
	cyanides-complex	µg/L	5	50 <sup>#1</sup>	1 <sup>#2</sup>	1 <sup>#2</sup>	-	-	-	-	-
	Fluoride	µg/L	100	1500 <sup>#1</sup>	5000 <sup>#7</sup>	1000 <sup>#16</sup>	800	1200	900	800	700
	Magnesium	mg/L	0.036				72	62	192	101	98
	Potassium	mg/L	0.2				131	125	201	139	130
Sodium	mg/L	0.076		200 <sup>#1</sup>		1480	1520	2570	1590	1490	
Sulphate	mg/L	2	250(SO4) <sup>#17</sup>		400 <sup>#3</sup>	63	211	148	129	65	
Phenolics	Xylenols	µg/L	0.5				-	-	-	-	-
	Trimethylphenols	µg/L	0.5				<0.5	<0.5	<0.5	<0.5	<0.5
	Cresol Total	µg/L	0.5				<0.5	<0.5	<0.5	<0.5	<0.5
	Dimethylphenols	µg/L	0.5				<0.5	<0.5	<0.5	<0.5	<0.5
	Phenol	µg/L	0.5	5800 <sup>#18</sup>	7.7 <sup>#2</sup>	7.7 <sup>#2</sup>	11	3.3	<0.5	<0.5	<0.5
Phenols Monohydric	µg/L	0.5									
Other	Temperature	°C					-	-	-	-	-
	Conductivity @ 25oC	mS/cm	0.01				7.18	7.01	14.2	8.79	8.24
	Conductivity @ 20oC	µS/cm	14				-	-	-	-	-
	pH (Lab)	pH Units	1	6.5-9.5 <sup>#1</sup>	6-8.5(MAC) <sup>#19</sup>	6-9(MAC) <sup>#19</sup>	8.4	8.4	8.3	8.3	8.3

Field_ID	BH07053-X-13.00-ES-200207	BH07053-X-14.00-ES-200207	BH07053-X-15.00-ES-200213	BH07053-X-16.00-ES-200213	BH07053-X-17.00-ES-200213
Location_Code	BH07053	BH07053	BH07053	BH07053	BH07053
Sample_Depth_Range	13	14	15	16	17
Sampled_Date_Time	07/02/2020	07/02/2020	13/02/2020	13/02/2020	13/02/2020
Matrix_Description	UK Drinking Water Standards	UK Estuaries and coastal waters EQS	UK Freshwater EQS		

Chem_Group	ChemName	output unit	EQL

**Environmental Standards Comments**

- #1:Water Supply (Water Quality) Regulations 2016.
- #2:Water Framework Directive (Standards and Classification) Directions (England and Wales) 2015.
- #3:Operational Targets and EQS. EA, April 2018
- #4:Water Framework Directive (Standards & Classification) Directions (England & Wales) 2015. Dissolved fraction.
- #5:Water Framework Directive (Standards & Classification) Directions (England & Wales) 2015. Dissolved fraction. Lowest criteria presented (<40mg/l of CaCO3). See 'further assessment' if criteria exceeded and hardness (CaCO3) data available.
- #6:Water Framework Directive (Standards and Classification) Directions (England and Wales) 2015. Dissolved Fraction. If hexavalent chromium (CrVI) data is available, a value of 4.7µg/l may be appropriate for the remaining trivalent chromium (CrIII).
- #7:Operational Targets and EQS. EA, April 2018. Dissolved fraction.
- #8:Water Framework Directive (Standards and Classification) Directions (England and Wales) 2015. Dissolved Fraction. If DOC >1mg/l then a higher criteria applies (3.76\*(2.677\*(DOC2+0.5))
- #9:Water Framework Directive (Standards & Classification) Directions (England & Wales) 2015. Dissolved & bioavailable (bio) fraction plus background. M-BAT tool to assess: <http://wfd.uk.org/resources/river-lakes-metal-bioavailability-assessment-tool-m-bat>
- #10:Water Framework Directive (Standards and Classification) Directions (England and Wales) 2015. Dissolved Fraction. MAC adopted in absence of AA value.
- #11:Guidelines for Drinking-water Quality, 4th Edition. WHO, 2011. Informal value.
- #12:Operational Targets and EQS. EA, April 2018.
- #13:Operational Targets and EQS. EA, April 2018. Lowest criteria presented (<200mg/l CaCO3). See 'further assessment' values if criteria exceeded and hardness (CaCO3) data available.
- #14:Guidelines for Drinking-water Quality, 4th Edition. WHO, 2011. Based on taste rather than a formal guideline.
- #15:Water Framework Directive (Standards and Classification) Directions (England and Wales) 2015. Indicator of 'good' status (90%ile) - Ammonia standard for lakes and rivers (total ammonia as nitrogen).
- #16:Operational Targets and EQS. EA, April 2018. Dissolved fraction. Lowest criteria presented (<50 mg/l CaCO3). See 'further assessment' values if criteria exceeded and hardness (CaCO3) data available.
- #17:Water Supply (Water Quality) Regulations 2016. As SO4.
- #18:US EPA Regional Screening Levels, May 2019. <https://www.epa.gov/risk/regional-screening-levels-rsls-generic-tables>
- #19:Operational Targets and EQS. EA, April 2018. Maximum Allowable Concentration (MAC) adopted in absence of Annual Average (AA) value.

**Legend**

36.2	Results exceeds GAC.
<50	Results MDL is greater than GAC.
-	Determinand has not been tested for.

**Notes**

A range is given where a determinand has been analysed for by more than one method.

				Field_ID	BH07053-X-18.00-ES-200213	BH07053-X-19.00-ES-200213	BH07053-X-2.00-ES-200129	BH07053-X-2.00-ES-200129	BH07053-X-20.00-ES-200213	BH07053-X-21.00-ES-200214		
				Location_Code	BH07053	BH07053	BH07053	BH07053	BH07053	BH07053		
				Sample_DePTH_Range	18	19	2	2	20	21		
				Sampled_Date_Time	13/02/2020	13/02/2020	29/01/2020	29/01/2020	13/02/2020	14/02/2020		
				Matrix_Description								
				UK Drinking Water Standards								
				UK Estuaries and coastal waters EQS								
				UK Freshwater EQS								
Chem_Group	ChemName	output unit	EQL									
Metals	Antimony	µg/L	1	5 <sup>#1</sup>			<1	9	-	11	5	-
	Arsenic	µg/L	0.5	10 <sup>#1</sup>	25 <sup>#2</sup>	50 <sup>#2</sup>	8	6	6	8	8	-
	Boron	µg/L	10	1000 <sup>#1</sup>	7000 <sup>#3</sup>	2000 <sup>#3</sup>	800	980	-	220	790	-
	Cadmium	µg/L	0.02	5 <sup>#1</sup>	0.2 <sup>#4</sup>	0.08 <sup>#5</sup>	<0.02	<0.02	-	0.08	0.13	-
	Chromium (hexavalent)	µg/L	3		0.6 <sup>#4</sup>	3.4 <sup>#4</sup>	<3	<3	-	<3	<3	-
	Chromium	µg/L	1	50 <sup>#1</sup>	0.6 <sup>#4</sup>	3.4 <sup>#5</sup>	<1	<1	-	4	<1	-
	Chromium (Trivalent)	µg/L	3			4.7 <sup>#4</sup>	<3	<3	-	<3	<3	-
	Cobalt	µg/L	0.5		3 <sup>#7</sup>	3 <sup>#7</sup>	<1	<1	-	2	<1	-
	Copper	µg/L	0.3	2000 <sup>#1</sup>	3.76 <sup>#8</sup>	1(bio) <sup>#9</sup>	<1	<1	-	11	<1	-
	Lead	µg/L	0.2	10 <sup>#1</sup>	1.3 <sup>#4</sup>	1.2(bio) <sup>#9</sup>	<1	<1	-	<1	<1	-
	Mercury	µg/L	0.01	1 <sup>#1</sup>	0.07(MAC) <sup>#10</sup>	0.07(MAC) <sup>#10</sup>	<0.03	<0.03	-	<0.03	<0.03	-
	Molybdenum	µg/L	1	70 <sup>#11</sup>			6	10	-	37	12	-
	Nickel	µg/L	0.4	20 <sup>#1</sup>	8.6 <sup>#4</sup>	4(bio) <sup>#9</sup>	2	2	-	97	2	-
	Selenium	µg/L	1	10 <sup>#1</sup>			<1	<1	-	12	<1	-
	Vanadium	µg/L	1		100 <sup>#12</sup>	20 <sup>#13</sup>	108	34	-	14	8	-
Zinc	µg/L	1	3000 <sup>#14</sup>		10.9(bio) <sup>#9</sup>	8	11	-	3	17	-	
Inorganics	Available Phosphate	mg/l	6				-	-	-	-	-	-
	Available Phosphorus	mg/l	2				-	-	-	-	-	-
	Ammoniacal Nitrogen as N	mg/L	0.002		0.02 <sup>#2</sup>	0.6 <sup>#15</sup>	17.8	22.4	0.5	0.5	16.4	22.8
	Calcium	mg/L	0.2				59	89	-	475	65	-
	Chloride	mg/L	1	250 <sup>#1</sup>		250 <sup>#3</sup>	2460	3070	-	64	2300	-
	Cyanide (Free)	µg/L	2.5	50 <sup>#1</sup>	1 <sup>#2</sup>	1 <sup>#2</sup>	<20	<20	-	<20	<20	-
	Cyanide Total	µg/L	5	50 <sup>#1</sup>	1 <sup>#2</sup>	1 <sup>#2</sup>	<20	<20	-	<20	<20	-
	cyanides-complex	µg/L	5	50 <sup>#1</sup>	1 <sup>#2</sup>	1 <sup>#2</sup>	-	-	-	-	-	-
	Fluoride	µg/L	100	1500 <sup>#1</sup>		5000 <sup>#7</sup>	600	500	-	600	300	-
	Magnesium	mg/L	0.036				106	151	-	10	118	-
	Potassium	mg/L	0.2				135	155	-	26	118	-
Sodium	mg/L	0.076		200 <sup>#1</sup>		1560	1860	-	90	1340	-	
Sulphate	mg/L	2	250(SO4) <sup>#17</sup>		400 <sup>#3</sup>	52	53	-	1220	24	-	
Phenolics	Xylenols	µg/L	0.5				-	-	-	-	-	-
	Trimethylphenols	µg/L	0.5				<0.5	<0.5	-	<0.5	<0.5	-
	Cresol Total	µg/L	0.5				<0.5	<0.5	-	<0.5	<0.5	-
	Dimethylphenols	µg/L	0.5				<0.5	<0.5	-	<0.5	<0.5	-
	Phenol	µg/L	0.5	5800 <sup>#18</sup>	7.7 <sup>#2</sup>	7.7 <sup>#2</sup>	<0.5	<0.5	-	0.7	<0.5	-
Phenols Monohydric	µg/L	0.5						-			-	
Other	Temperature	°C					-	-	-	-	-	-
	Conductivity @ 25oC	mS/cm	0.01				8.41	10.4	-	2.14	7.86	-
	Conductivity @ 20oC	µS/cm	14				-	-	-	-	-	-
	pH (Lab)	pH Units	1	6.5-9.5 <sup>#1</sup>	6-8.5(MAC) <sup>#19</sup>	6-9(MAC) <sup>#19</sup>	8.3	8.1	-	8.3	8.1	-

Field_ID	Location_Code	Sample_Depth	Sample_Depth_Range	Sampled_Date	Time	Matrix_Description
BH07053-X-18.00-ES-200213	BH07053	18		13/02/2020		UK Drinking Water Standards
BH07053-X-19.00-ES-200213	BH07053	19		13/02/2020		UK Estuaries and coastal waters EQS
BH07053-X-2.00-ES-200129	BH07053	2		29/01/2020		UK Freshwater EQS
BH07053-X-2.00-ES-200129	BH07053	2		29/01/2020		
BH07053-X-20.00-ES-200213	BH07053	20		13/02/2020		
BH07053-X-21.00-ES-200214	BH07053	21		14/02/2020		

Chem_Group	ChemName	output unit	EQL

**Environmental Standards Comments**

- #1:Water Supply (Water Quality) Regulations 2016.
- #2:Water Framework Directive (Standards and Classification) Directions (England and Wales) 2015.
- #3:Operational Targets and EQS. EA, April 2018
- #4:Water Framework Directive (Standards & Classification) Directions (England & Wales) 2015. Dissolved fraction.
- #5:Water Framework Directive (Standards & Classification) Directions (England & Wales) 2015. Dissolved fraction. Lowest criteria presented (<40mg/l of CaCO3). See 'further assessment' if criteria exceeded and hardness (CaCO3) data available.
- #6:Water Framework Directive (Standards and Classification) Directions (England and Wales) 2015. Dissolved Fraction. If hexavalent chromium (CrVI) data is available, a value of 4.7µg/l may be appropriate for the remaining trivalent chromium (CrIII).
- #7:Operational Targets and EQS. EA, April 2018. Dissolved fraction.
- #8:Water Framework Directive (Standards and Classification) Directions (England and Wales) 2015. Dissolved Fraction. If DOC >1mg/l then a higher criteria applies (3.76\*(2.677\*(DOC2+0.5))
- #9:Water Framework Directive (Standards & Classification) Directions (England & Wales) 2015. Dissolved & bioavailable (bio) fraction plus background. M-BAT tool to assess: <http://wfd.uk.org/resources/river-lakes-metal-bioavailability-assessment-tool-m-bat>
- #10:Water Framework Directive (Standards and Classification) Directions (England and Wales) 2015. Dissolved Fraction. MAC adopted in absence of AA value.
- #11:Guidelines for Drinking-water Quality, 4th Edition. WHO, 2011. Informal value.
- #12:Operational Targets and EQS. EA, April 2018.
- #13:Operational Targets and EQS. EA, April 2018. Lowest criteria presented (<200mg/l CaCO3). See 'further assessment' values if criteria exceeded and hardness (CaCO3) data available.
- #14:Guidelines for Drinking-water Quality, 4th Edition. WHO, 2011. Based on taste rather than a formal guideline.
- #15:Water Framework Directive (Standards and Classification) Directions (England and Wales) 2015. Indicator of 'good' status (90%ile) - Ammonia standard for lakes and rivers (total ammonia as nitrogen).
- #16:Operational Targets and EQS. EA, April 2018. Dissolved fraction. Lowest criteria presented (<50 mg/l CaCO3). See 'further assessment' values if criteria exceeded and hardness (CaCO3) data available.
- #17:Water Supply (Water Quality) Regulations 2016. As SO4.
- #18:US EPA Regional Screening Levels, May 2019. <https://www.epa.gov/risk/regional-screening-levels-rsls-generic-tables>
- #19:Operational Targets and EQS. EA, April 2018. Maximum Allowable Concentration (MAC) adopted in absence of Annual Average (AA) value.

**Legend**

36.2	Results exceeds GAC.
<50	Results MDL is greater than GAC.
-	Determinand has not been tested for.

**Notes**

A range is given where a determinand has been analysed for by more than one method.



		Field_ID	BH07053-X-21.00-ES-200214	BH07053-X-22.00-ES-107-200214	BH07053-X-22.00-ES-200214	BH07053-X-22.70-ES-200214	BH07053-X-23.00-ES-200214		
		Location_Code	BH07053	BH07053	BH07053	BH07053	BH07053		
		Sample_Death_Range	21	22	22	22.7	23		
		Sampled_Date_Time	14/02/2020	14/02/2020	14/02/2020	14/02/2020	14/02/2020		
		Matrix_Description							
		UK Drinking Water Standards	UK Estuaries and coastal waters EQS	UK Freshwater EQS					
Chem_Group	ChemName	output unit	EQL						
Metals	Antimony	µg/L	1	5 <sup>#1</sup>	5	4	3	2	2
	Arsenic	µg/L	0.5	10 <sup>#1</sup>	25 <sup>#2</sup>	21	31	8	8
	Boron	µg/L	10	1000 <sup>#1</sup>	7000 <sup>#3</sup>	940	1020	1000	1000
	Cadmium	µg/L	0.02	5 <sup>#1</sup>	0.2 <sup>#4</sup>	<0.02	0.1	<0.02	<0.02
	Chromium (hexavalent)	µg/L	3		0.6 <sup>#4</sup>	<3	<3	<3	<3
	Chromium	µg/L	1	50 <sup>#1</sup>	0.6 <sup>#4</sup>	<1	<1	<1	<1
	Chromium (Trivalent)	µg/L	3		4.7 <sup>#4</sup>	<3	<3	<3	<3
	Cobalt	µg/L	0.5		3 <sup>#7</sup>	<1	<1	<1	<1
	Copper	µg/L	0.3	2000 <sup>#1</sup>	3.76 <sup>#8</sup>	<1	2	<1	<1
	Lead	µg/L	0.2	10 <sup>#1</sup>	1.3 <sup>#4</sup>	<1	<1	<1	<1
	Mercury	µg/L	0.01	1 <sup>#1</sup>	0.07(MAC) <sup>#10</sup>	<0.03	<0.03	<0.03	<0.03
	Molybdenum	µg/L	1	70 <sup>#11</sup>		25	17	13	13
	Nickel	µg/L	0.4	20 <sup>#1</sup>	8.6 <sup>#4</sup>	2	1	1	<1
	Selenium	µg/L	1	10 <sup>#1</sup>		<1	<1	<1	<1
	Vanadium	µg/L	1		100 <sup>#12</sup>	20 <sup>#13</sup>	5	8	1
	Zinc	µg/L	1	3000 <sup>#14</sup>		3	5	3	5
Inorganics	Available Phosphate	mg/l	6		-	-	-	-	-
	Available Phosphorus	mg/l	2		-	-	-	-	-
	Ammoniacal Nitrogen as N	mg/L	0.002		0.02 <sup>#2</sup>	23	22.5	23.2	18.1
	Calcium	mg/L	0.2			73	82	77	70
	Chloride	mg/L	1	250 <sup>#1</sup>	250 <sup>#3</sup>	3160	3080	3080	2510
	Cyanide (Free)	µg/L	2.5	50 <sup>#1</sup>	1 <sup>#2</sup>	<20	<20	<20	<20
	Cyanide Total	µg/L	5	50 <sup>#1</sup>	1 <sup>#2</sup>	<20	<20	<20	<20
	cyanides-complex	µg/L	5	50 <sup>#1</sup>	1 <sup>#2</sup>	-	-	-	-
	Fluoride	µg/L	100	1500 <sup>#1</sup>	5000 <sup>#7</sup>	400	200	200	200
	Magnesium	mg/L	0.036			142	161	154	131
	Potassium	mg/L	0.2			158	146	149	118
	Sodium	mg/L	0.076	200 <sup>#1</sup>		2480	2070	2250	1570
Sulphate	mg/L	2	250(SO4) <sup>#17</sup>		57	17	23	12	
Phenolics	Xylenols	µg/L	0.5		-	-	-	-	-
	Trimethylphenols	µg/L	0.5		<0.5	<0.5	<0.5	<0.5	<0.5
	Cresol Total	µg/L	0.5		<0.5	<0.5	<0.5	<0.5	<0.5
	Dimethylphenols	µg/L	0.5		<0.5	<0.5	<0.5	<0.5	<0.5
	Phenol	µg/L	0.5	5800 <sup>#18</sup>	7.7 <sup>#2</sup>	3.6	1.5	2.2	0.5
	Phenols Monohydric	µg/L	0.5						
Other	Temperature	°C			-	-	-	-	-
	Conductivity @ 25oC	mS/cm	0.01		10.4	8.49	10.3	8.53	9.47
	Conductivity @ 20oC	µS/cm	14		-	-	-	-	-
	pH (Lab)	pH Units	1	6.5-9.5 <sup>#1</sup>	6-8.5(MAC) <sup>#19</sup>	6-9(MAC) <sup>#19</sup>	8	7.7	7.8

Field_ID	BH07053-X-21.00-ES-200214	BH07053-X-22.00-ES107-200214	BH07053-X-22.00-ES-200214	BH07053-X-22.70-ES-200214	BH07053-X-23.00-ES-200214
Location_Code	BH07053	BH07053	BH07053	BH07053	BH07053
Sample_Depth_Range	21	22	22	22.7	23
Sampled_Date_Time	14/02/2020	14/02/2020	14/02/2020	14/02/2020	14/02/2020
Matrix_Description	UK Drinking Water Standards	UK Estuaries and coastal waters EQS	UK Freshwater EQS		

Chem_Group	ChemName	output unit	EQL
------------	----------	-------------	-----

**Environmental Standards Comments**

- #1:Water Supply (Water Quality) Regulations 2016.
- #2:Water Framework Directive (Standards and Classification) Directions (England and Wales) 2015.
- #3:Operational Targets and EQS. EA, April 2018
- #4:Water Framework Directive (Standards & Classification) Directions (England & Wales) 2015. Dissolved fraction.
- #5:Water Framework Directive (Standards & Classification) Directions (England & Wales) 2015. Dissolved fraction. Lowest criteria presented (<40mg/l of CaCO3). See 'further assessment' if criteria exceeded and hardness (CaCO3) data available.
- #6:Water Framework Directive (Standards and Classification) Directions (England and Wales) 2015. Dissolved Fraction. If hexavalent chromium (CrVI) data is available, a value of 4.7µg/l may be appropriate for the remaining trivalent chromium (CrIII).
- #7:Operational Targets and EQS. EA, April 2018. Dissolved fraction.
- #8:Water Framework Directive (Standards and Classification) Directions (England and Wales) 2015. Dissolved Fraction. If DOC >1mg/l then a higher criteria applies (3.76\*(2.677\*(DOC2+0.5))
- #9:Water Framework Directive (Standards & Classification) Directions (England & Wales) 2015. Dissolved & bioavailable (bio) fraction plus background. M-BAT tool to assess: <http://wfd.uk.org/resources/river-lakes-metal-bioavailability-assessment-tool-m-bat>
- #10:Water Framework Directive (Standards and Classification) Directions (England and Wales) 2015. Dissolved Fraction. MAC adopted in absence of AA value.
- #11:Guidelines for Drinking-water Quality, 4th Edition. WHO, 2011. Informal value.
- #12:Operational Targets and EQS. EA, April 2018.
- #13:Operational Targets and EQS. EA, April 2018. Lowest criteria presented (<200mg/l CaCO3). See 'further assessment' values if criteria exceeded and hardness (CaCO3) data available.
- #14:Guidelines for Drinking-water Quality, 4th Edition. WHO, 2011. Based on taste rather than a formal guideline.
- #15:Water Framework Directive (Standards and Classification) Directions (England and Wales) 2015. Indicator of 'good' status (90%ile) - Ammonia standard for lakes and rivers (total ammonia as nitrogen).
- #16:Operational Targets and EQS. EA, April 2018. Dissolved fraction. Lowest criteria presented (<50 mg/l CaCO3). See 'further assessment' values if criteria exceeded and hardness (CaCO3) data available.
- #17:Water Supply (Water Quality) Regulations 2016. As SO4.
- #18:US EPA Regional Screening Levels, May 2019. <https://www.epa.gov/risk/regional-screening-levels-rsls-generic-tables>
- #19:Operational Targets and EQS. EA, April 2018. Maximum Allowable Concentration (MAC) adopted in absence of Annual Average (AA) value.

**Legend**

36.2	Results exceeds GAC.
<50	Results MDL is greater than GAC.
-	Determinand has not been tested for.

**Notes**

A range is given where a determinand has been analysed for by more than one method.

				Field_ID	BH07053-X-24.00-ES-200214	BH07053-X-25.00-ES-200214	BH07053-X-3.00-ES-200129	BH07053-X-3.00-ES-200129	BH07053-X-30.00-ES136-200217		
				Location_Code	BH07053	BH07053	BH07053	BH07053	BH07053		
				Sample_Depth Range	24	25	3	3	30		
				Sampled Date Time	14/02/2020	14/02/2020	29/01/2020	29/01/2020	17/02/2020		
				Matrix Description							
				UK Drinking Water Standards	UK Estuaries and coastal waters EQS	UK Freshwater EQS					
Chem_Group	ChemName	output unit	EQL								
Metals	Antimony	µg/L	1	5 <sup>#1</sup>			2	2	-	16	2
	Arsenic	µg/L	0.5	10 <sup>#1</sup>	25 <sup>#2</sup>	50 <sup>#2</sup>	13	16	-	11	<1
	Boron	µg/L	10	1000 <sup>#1</sup>	7000 <sup>#3</sup>	2000 <sup>#3</sup>	1280	1310	-	190	260
	Cadmium	µg/L	0.02	5 <sup>#1</sup>	0.2 <sup>#4</sup>	0.08 <sup>#5</sup>	<0.02	<0.02	-	0.08	<0.02
	Chromium (hexavalent)	µg/L	3		0.6 <sup>#4</sup>	3.4 <sup>#4</sup>	<3	<3	-	<3	<3
	Chromium	µg/L	1	50 <sup>#1</sup>	0.6 <sup>#4</sup>	3.4 <sup>#6</sup>	<1	<1	-	<1	<1
	Chromium (Trivalent)	µg/L	3			4.7 <sup>#4</sup>	<3	<3	-	<3	<3
	Cobalt	µg/L	0.5		3 <sup>#7</sup>	3 <sup>#7</sup>	<1	<1	-	<1	<1
	Copper	µg/L	0.3	2000 <sup>#1</sup>	3.76 <sup>#8</sup>	1(bio) <sup>#9</sup>	<1	<1	-	5	<1
	Lead	µg/L	0.2	10 <sup>#1</sup>	1.3 <sup>#4</sup>	1.2(bio) <sup>#9</sup>	<1	<1	-	<1	<1
	Mercury	µg/L	0.01	1 <sup>#1</sup>	0.07(MAC) <sup>#10</sup>	0.07(MAC) <sup>#10</sup>	<0.03	<0.03	-	<0.03	<0.03
	Molybdenum	µg/L	1	70 <sup>#11</sup>			9	9	-	22	9
	Nickel	µg/L	0.4	20 <sup>#1</sup>	8.6 <sup>#4</sup>	4(bio) <sup>#9</sup>	<1	<1	-	5	3
	Selenium	µg/L	1	10 <sup>#1</sup>			<1	<1	-	24	<1
Vanadium	µg/L	1		100 <sup>#12</sup>	20 <sup>#13</sup>	2	2	-	32	<1	
Zinc	µg/L	1	3000 <sup>#14</sup>		10.9(bio) <sup>#9</sup>	6	5	-	<2	<2	
Inorganics	Available Phosphate	mg/l	6				-	-	-	-	-
	Available Phosphorus	mg/l	2				-	-	-	-	-
	Ammoniacal Nitrogen as N	mg/L	0.002		0.02 <sup>#2</sup>	0.6 <sup>#15</sup>	19	20	2	2	4.6
	Calcium	mg/L	0.2				82	87	-	98	57
	Chloride	mg/L	1	250 <sup>#1</sup>		250 <sup>#3</sup>	2810	3010	-	96	949
	Cyanide (Free)	µg/L	2.5	50 <sup>#1</sup>	1 <sup>#2</sup>	1 <sup>#2</sup>	<20	<20	-	<20	<20
	Cyanide Total	µg/L	5	50 <sup>#1</sup>	1 <sup>#2</sup>	1 <sup>#2</sup>	<20	<20	-	<20	<20
	cyanides-complex	µg/L	5	50 <sup>#1</sup>	1 <sup>#2</sup>	1 <sup>#2</sup>	-	-	-	-	-
	Fluoride	µg/L	100	1500 <sup>#1</sup>	5000 <sup>#7</sup>	1000 <sup>#16</sup>	200	200	-	800	300
	Magnesium	mg/L	0.036				151	163	-	3	58
	Potassium	mg/L	0.2				127	132	-	21	37
Sodium	mg/L	0.076		200 <sup>#1</sup>		1820	1940	-	98	557	
Sulphate	mg/L	2	250(SO4) <sup>#17</sup>		400 <sup>#3</sup>	12	13	-	343	29	
Phenolics	Xylenols	µg/L	0.5				-	-	-	-	-
	Trimethylphenols	µg/L	0.5				<0.5	<0.5	-	<0.5	<0.5
	Cresol Total	µg/L	0.5				<0.5	<0.5	-	<0.5	<0.5
	Dimethylphenols	µg/L	0.5				<0.5	<0.5	-	<0.5	<0.5
	Phenol	µg/L	0.5	5800 <sup>#18</sup>	7.7 <sup>#2</sup>	7.7 <sup>#2</sup>	<0.5	5.8	-	<0.5	0.7
	Phenols Monohydric	µg/L	0.5				-	-	-	-	-
Other	Temperature	°C					-	-	-	-	-
	Conductivity @ 25oC	mS/cm	0.01				10	<0.1	-	1.02	3.49
	Conductivity @ 20oC	µS/cm	14				-	-	-	-	-
	pH (Lab)	pH Units	1	6.5-9.5 <sup>#1</sup>	6-8.5(MAC) <sup>#19</sup>	6-9(MAC) <sup>#19</sup>	7.9	5.5	-	8.8	7.8

Field_ID	BH07053-X-24.00-ES-200214	BH07053-X-25.00-ES-200214	BH07053-X-3.00-ES-200129	BH07053-X-3.00-ES-200129	BH07053-X-30.00-ES136-200217
Location_Code	BH07053	BH07053	BH07053	BH07053	BH07053
Sample_Depth_Range	24	25	3	3	30
Sampled_Date_Time	14/02/2020	14/02/2020	29/01/2020	29/01/2020	17/02/2020
Matrix_Description	UK Drinking Water Standards	UK Estuaries and coastal waters EQS	UK Freshwater EQS		

Chem_Group	ChemName	output unit	EQL

**Environmental Standards Comments**

- #1:Water Supply (Water Quality) Regulations 2016.
- #2:Water Framework Directive (Standards and Classification) Directions (England and Wales) 2015.
- #3:Operational Targets and EQS. EA, April 2018
- #4:Water Framework Directive (Standards & Classification) Directions (England & Wales) 2015. Dissolved fraction.
- #5:Water Framework Directive (Standards & Classification) Directions (England & Wales) 2015. Dissolved fraction. Lowest criteria presented (<40mg/l of CaCO3). See 'further assessment' if criteria exceeded and hardness (CaCO3) data available.
- #6:Water Framework Directive (Standards and Classification) Directions (England and Wales) 2015. Dissolved Fraction. If hexavalent chromium (CrVI) data is available, a value of 4.7µg/l may be appropriate for the remaining trivalent chromium (CrIII).
- #7:Operational Targets and EQS. EA, April 2018. Dissolved fraction.
- #8:Water Framework Directive (Standards and Classification) Directions (England and Wales) 2015. Dissolved Fraction. If DOC >1mg/l then a higher criteria applies (3.76\*(2.677\*(DOC2+0.5))
- #9:Water Framework Directive (Standards & Classification) Directions (England & Wales) 2015. Dissolved & bioavailable (bio) fraction plus background. M-BAT tool to assess: <http://wfd.uk.org/resources/river-lakes-metal-bioavailability-assessment-tool-m-bat>
- #10:Water Framework Directive (Standards and Classification) Directions (England and Wales) 2015. Dissolved Fraction. MAC adopted in absence of AA value.
- #11:Guidelines for Drinking-water Quality, 4th Edition. WHO, 2011. Informal value.
- #12:Operational Targets and EQS. EA, April 2018.
- #13:Operational Targets and EQS. EA, April 2018. Lowest criteria presented (<200mg/l CaCO3). See 'further assessment' values if criteria exceeded and hardness (CaCO3) data available.
- #14:Guidelines for Drinking-water Quality, 4th Edition. WHO, 2011. Based on taste rather than a formal guideline.
- #15:Water Framework Directive (Standards and Classification) Directions (England and Wales) 2015. Indicator of 'good' status (90%ile) - Ammonia standard for lakes and rivers (total ammonia as nitrogen).
- #16:Operational Targets and EQS. EA, April 2018. Dissolved fraction. Lowest criteria presented (<50 mg/l CaCO3). See 'further assessment' values if criteria exceeded and hardness (CaCO3) data available.
- #17:Water Supply (Water Quality) Regulations 2016. As SO4.
- #18:US EPA Regional Screening Levels, May 2019. <https://www.epa.gov/risk/regional-screening-levels-rsls-generic-tables>
- #19:Operational Targets and EQS. EA, April 2018. Maximum Allowable Concentration (MAC) adopted in absence of Annual Average (AA) value.

**Legend**

36.2	Results exceeds GAC.
<50	Results MDL is greater than GAC.
-	Determinand has not been tested for.

**Notes**

A range is given where a determinand has been analysed for by more than one method.

				Field_ID	BH07053-X-30.00-ES-200217	BH07053-X-33.00-ES-200225	BH07053-X-35.00-ES-200226	BH07053-X-4.00-ES-200129	BH07053-X-4.00-ES-200129	BH07053-X-5.00-ES-200129	
				Location_Code	BH07053	BH07053	BH07053	BH07053	BH07053	BH07053	
				Sample_Death_Range	50	33	35	4	4	5	
				Sampled_Date_Time	17/02/2020	25/02/2020	26/02/2020	29/01/2020	29/01/2020	29/01/2020	
				Matrix_Description							
				UK Drinking Water Standards							
				UK Estuaries and coastal waters EQS							
				UK Freshwater EQS							
Chem_Group	ChemName	output unit	EQS								
Metals	Antimony	µg/L	1	5 <sup>#1</sup>		3	4	2	-	9	
	Arsenic	µg/L	0.5	10 <sup>#1</sup>	25 <sup>#2</sup>	50 <sup>#2</sup>	<1	<1	-	3	
	Boron	µg/L	10	1000 <sup>#1</sup>	7000 <sup>#3</sup>	2000 <sup>#3</sup>	300	250	210	-	200
	Cadmium	µg/L	0.02	5 <sup>#1</sup>	0.2 <sup>#4</sup>	0.08 <sup>#5</sup>	<0.02	<0.02	<0.02	-	0.11
	Chromium (hexavalent)	µg/L	3		0.6 <sup>#4</sup>	3.4 <sup>#4</sup>	<3	<3	<3	-	<3
	Chromium	µg/L	1	50 <sup>#1</sup>	0.6 <sup>#4</sup>	3.4 <sup>#6</sup>	<1	<1	<1	-	<1
	Chromium (Trivalent)	µg/L	3			4.7 <sup>#4</sup>	<3	<3	<3	-	<3
	Cobalt	µg/L	0.5		3 <sup>#7</sup>	3 <sup>#7</sup>	<1	1	<1	-	<1
	Copper	µg/L	0.3	2000 <sup>#1</sup>	3.76 <sup>#8</sup>	1(bio) <sup>#9</sup>	<1	1	<1	-	2
	Lead	µg/L	0.2	10 <sup>#1</sup>	1.3 <sup>#4</sup>	1.2(bio) <sup>#9</sup>	2	<1	<1	-	<1
	Mercury	µg/L	0.01	1 <sup>#1</sup>	0.07(MAC) <sup>#10</sup>	0.07(MAC) <sup>#10</sup>	<0.03	<0.03	<0.03	-	<0.03
	Molybdenum	µg/L	1	70 <sup>#11</sup>			15	5	11	-	43
	Nickel	µg/L	0.4	20 <sup>#1</sup>	8.6 <sup>#4</sup>	4(bio) <sup>#9</sup>	2	5	<1	-	4
	Selenium	µg/L	1	10 <sup>#1</sup>			<1	<1	<1	-	16
	Vanadium	µg/L	1		100 <sup>#12</sup>	20 <sup>#13</sup>	<1	<1	<1	-	3
	Zinc	µg/L	1	3000 <sup>#14</sup>		10.9(bio) <sup>#9</sup>	2	4	2	-	<2
Inorganics	Available Phosphate	mg/l	6			-	-	73.3	-	-	
	Available Phosphorus	mg/l	2			-	-	23.9	-	-	
	Ammoniacal Nitrogen as N	mg/L	0.002		0.02 <sup>#2</sup>	0.6 <sup>#15</sup>	3.6	4.2	2.9	3	0.4
	Calcium	mg/L	0.2				66	50	106	-	369
	Chloride	mg/L	1	250 <sup>#1</sup>			748	869	509	-	38
	Cyanide (Free)	µg/L	2.5	50 <sup>#1</sup>	1 <sup>#2</sup>	1 <sup>#2</sup>	<20	<20	<20	-	<20
	Cyanide Total	µg/L	5	50 <sup>#1</sup>	1 <sup>#2</sup>	1 <sup>#2</sup>	<20	<20	<20	-	<20
	cyanides-complex	µg/L	5	50 <sup>#1</sup>	1 <sup>#2</sup>	1 <sup>#2</sup>	-	-	-	-	-
	Fluoride	µg/L	100	1500 <sup>#1</sup>	5000 <sup>#7</sup>	1000 <sup>#16</sup>	600	300	200	-	700
	Magnesium	mg/L	0.036				48	55	36	-	35
	Potassium	mg/L	0.2				36	35	21	-	39
Sodium	mg/L	0.076		200 <sup>#1</sup>		425	518	295	-	75	
Sulphate	mg/L	2	250(SO4) <sup>#17</sup>		400 <sup>#3</sup>	91	19	207	-	1120	
Phenolics	Xylenols	µg/L	0.5			-	-	-	-	-	
	Trimethylphenols	µg/L	0.5			<0.5	<0.5	<0.5	-	<0.5	
	Cresol Total	µg/L	0.5			0.5	<0.5	<0.5	-	<0.5	
	Dimethylphenols	µg/L	0.5			<0.5	2.3	<0.5	-	<0.5	
	Phenol	µg/L	0.5	5800 <sup>#18</sup>	7.7 <sup>#2</sup>	7.7 <sup>#2</sup>	1.2	2.5	1.5	-	<0.5
	Phenols Monohydric	µg/L	0.5				-	-	-	-	-
Other	Temperature	°C				-	-	-	-	-	
	Conductivity @ 25oC	mS/cm	0.01			2.93	3.24	2.27	-	1.96	
	Conductivity @ 20oC	µS/cm	14			-	-	-	-	-	
	pH (Lab)	pH Units	1	6.5-9.5 <sup>#1</sup>	6-8.5(MAC) <sup>#19</sup>	6-9(MAC) <sup>#19</sup>	7.8	8.1	7.6	-	7.6

Field_ID	Location_Code	Sample_Depth_Range	Sampled_Date_Time	Matrix_Description
BH07053-X-30.00-ES-200217	BH07053	50	17/02/2020	UK Drinking Water Standards
BH07053-X-33.00-ES-200225	BH07053	33	25/02/2020	UK Estuaries and coastal waters EQS
BH07053-X-35.00-ES-200226	BH07053	35	26/02/2020	UK Freshwater EQS
BH07053-X-4.00-ES-200129	BH07053	4	29/01/2020	
BH07053-X-4.00-ES-200129	BH07053	4	29/01/2020	
BH07053-X-5.00-ES-200129	BH07053	5	29/01/2020	

Chem_Group	ChemName	output unit	EQL

**Environmental Standards Comments**

- #1:Water Supply (Water Quality) Regulations 2016.
- #2:Water Framework Directive (Standards and Classification) Directions (England and Wales) 2015.
- #3:Operational Targets and EQS. EA, April 2018
- #4:Water Framework Directive (Standards & Classification) Directions (England & Wales) 2015. Dissolved fraction.
- #5:Water Framework Directive (Standards & Classification) Directions (England & Wales) 2015. Dissolved fraction. Lowest criteria presented (<40mg/l of CaCO3). See 'further assessment' if criteria exceeded and hardness (CaCO3) data available.
- #6:Water Framework Directive (Standards and Classification) Directions (England and Wales) 2015. Dissolved Fraction. If hexavalent chromium (CrVI) data is available, a value of 4.7µg/l may be appropriate for the remaining trivalent chromium (CrIII).
- #7:Operational Targets and EQS. EA, April 2018. Dissolved fraction.
- #8:Water Framework Directive (Standards and Classification) Directions (England and Wales) 2015. Dissolved Fraction. If DOC >1mg/l then a higher criteria applies (3.76\*(2.677\*(DOC2+0.5))
- #9:Water Framework Directive (Standards & Classification) Directions (England & Wales) 2015. Dissolved & bioavailable (bio) fraction plus background. M-BAT tool to assess: <http://wfd.uk.org/resources/river-lakes-metal-bioavailability-assessment-tool-m-bat>
- #10:Water Framework Directive (Standards and Classification) Directions (England and Wales) 2015. Dissolved Fraction. MAC adopted in absence of AA value.
- #11:Guidelines for Drinking-water Quality, 4th Edition. WHO, 2011. Informal value.
- #12:Operational Targets and EQS. EA, April 2018.
- #13:Operational Targets and EQS. EA, April 2018. Lowest criteria presented (<200mg/l CaCO3). See 'further assessment' values if criteria exceeded and hardness (CaCO3) data available.
- #14:Guidelines for Drinking-water Quality, 4th Edition. WHO, 2011. Based on taste rather than a formal guideline.
- #15:Water Framework Directive (Standards and Classification) Directions (England and Wales) 2015. Indicator of 'good' status (90%ile) - Ammonia standard for lakes and rivers (total ammonia as nitrogen).
- #16:Operational Targets and EQS. EA, April 2018. Dissolved fraction. Lowest criteria presented (<50 mg/l CaCO3). See 'further assessment' values if criteria exceeded and hardness (CaCO3) data available.
- #17:Water Supply (Water Quality) Regulations 2016. As SO4.
- #18:US EPA Regional Screening Levels, May 2019. <https://www.epa.gov/risk/regional-screening-levels-rsls-generic-tables>
- #19:Operational Targets and EQS. EA, April 2018. Maximum Allowable Concentration (MAC) adopted in absence of Annual Average (AA) value.

**Legend**

36.2	Results exceeds GAC.
<50	Results MDL is greater than GAC.
-	Determinand has not been tested for.

**Notes**

A range is given where a determinand has been analysed for by more than one method.

				Field_ID	BH07053-X-5.00-ES-200129	BH07053-X-6.00-ES-200130	BH07053-X-6.00-ES-200130	BH07053-X-7.00-ES-200130	BH07053-X-7.00-ES-200130	BH07053-X-8.00-ES-200130	BH07053-X-8.00-ES-200130	
				Location_Code	BH07053	BH07053	BH07053	BH07053	BH07053	BH07053	BH07053	
				Sample_Death_Range	5	6	6	7	7	7	6	
				Sampled_Date_Time	29/01/2020	30/01/2020	30/01/2020	30/01/2020	30/01/2020	30/01/2020	30/01/2020	
				Matrix_Description								
				UK Drinking Water Standards								
				UK Estuaries and coastal waters EQS								
				UK Freshwater EQS								
Chem_Group	ChemName	output unit	EQL									
Metals	Antimony	µg/L	1	5 <sup>#1</sup>			3	-	5	-	11	
	Arsenic	µg/L	0.5	10 <sup>#1</sup>	25 <sup>#2</sup>	50 <sup>#2</sup>	1	-	1	-	3	
	Boron	µg/L	10	1000 <sup>#1</sup>	7000 <sup>#3</sup>	2000 <sup>#3</sup>	1780	-	2060 - 3230	-	2760	
	Cadmium	µg/L	0.02	5 <sup>#1</sup>	0.2 <sup>#4</sup>	0.08 <sup>#5</sup>	0.46	-	<0.02 - 0.24	-	<0.02	
	Chromium (hexavalent)	µg/L	3		0.6 <sup>#4</sup>	3.4 <sup>#4</sup>	<3	-	<3	-	<3	
	Chromium	µg/L	1	50 <sup>#1</sup>	0.6 <sup>#4</sup>	3.4 <sup>#6</sup>	<1	-	<1 - 1	-	<1	
	Chromium (Trivalent)	µg/L	3			4.7 <sup>#4</sup>	<3	-	<3	-	<3	
	Cobalt	µg/L	0.5			3 <sup>#7</sup>	<1	-	<1	-	<1	
	Copper	µg/L	0.3	2000 <sup>#1</sup>	3.76 <sup>#8</sup>	1(bio) <sup>#9</sup>	12	-	1 - 8	-	<1	
	Lead	µg/L	0.2	10 <sup>#1</sup>	1.3 <sup>#4</sup>	1.2(bio) <sup>#9</sup>	1	-	<1 - 2	-	<1	
	Mercury	µg/L	0.01	1 <sup>#1</sup>	0.07(MAC) <sup>#10</sup>	0.07(MAC) <sup>#10</sup>	<0.03	-	<0.03	-	<0.03	
	Molybdenum	µg/L	1	70 <sup>#11</sup>			7	-	3 - 7	-	194	
	Nickel	µg/L	0.4	20 <sup>#1</sup>	8.6 <sup>#4</sup>	4(bio) <sup>#9</sup>	13	-	<1 - 13	-	6	
	Selenium	µg/L	1	10 <sup>#1</sup>			5	-	2 - 3	-	<1	
	Vanadium	µg/L	1		100 <sup>#12</sup>	20 <sup>#13</sup>	<1	-	<1	-	<1	
	Zinc	µg/L	1	3000 <sup>#14</sup>		10.9(bio) <sup>#9</sup>	233	-	7 - 101	-	<2	
Inorganics	Available Phosphate	mg/l	6				-	-	-	-	-	
	Available Phosphorus	mg/l	2				-	-	-	-	-	
	Ammoniacal Nitrogen as N	mg/L	0.002		0.02 <sup>#2</sup>	0.6 <sup>#15</sup>	0.4	0.06 - 0.14	0.06 - 0.14	31.1	31.1	64.5
	Calcium	mg/L	0.2				726	-	526 - 716	-	80	
	Chloride	mg/L	1	250 <sup>#1</sup>		250 <sup>#3</sup>	41	-	15 - 48	-	168	
	Cyanide (Free)	µg/L	2.5	50 <sup>#1</sup>	1 <sup>#2</sup>	1 <sup>#2</sup>	<20	-	<20	-	<20	
	Cyanide Total	µg/L	5	50 <sup>#1</sup>	1 <sup>#2</sup>	1 <sup>#2</sup>	<20	-	<20	-	<20	
	cyanides-complex	µg/L	5	50 <sup>#1</sup>	1 <sup>#2</sup>	1 <sup>#2</sup>	-	-	-	-	-	
	Fluoride	µg/L	100	1500 <sup>#1</sup>	5000 <sup>#7</sup>	1000 <sup>#16</sup>	100	-	<100 - 100	-	200	
	Magnesium	mg/L	0.036				39	-	71 - 93	-	68	
Potassium	mg/L	0.2				30	-	35 - 47	-	52		
Sodium	mg/L	0.076		200 <sup>#1</sup>		81	-	69 - 111	-	212		
Sulphate	mg/L	2	250(SO4) <sup>#17</sup>		400 <sup>#3</sup>	1860	-	1570 - 2140	-	731		
Phenolics	Xylenols	µg/L	0.5				-	-	-	-	-	
	Trimethylphenols	µg/L	0.5				<0.5	-	<0.5	-	<0.5	
	Cresol Total	µg/L	0.5				<0.5	-	<0.5	-	2.5	
	Dimethylphenols	µg/L	0.5				<0.5	-	<0.5	-	<0.5	
	Phenol	µg/L	0.5	5800 <sup>#18</sup>	7.7 <sup>#2</sup>	7.7 <sup>#2</sup>	<0.5	-	<0.5 - 0.7	-	4.1	
Phenols Monohydric	µg/L	0.5				<0.5	-	<0.5	-	<0.5		
Other	Temperature	°C					-	-	-	-	-	
	Conductivity @ 25oC	mS/cm	0.01				2.77	-	2.48 - 3.11	-	2.14	
	Conductivity @ 20oC	µS/cm	14				-	-	-	-	-	
	pH (Lab)	pH Units	1	6.5-9.5 <sup>#1</sup>	6-8.5(MAC) <sup>#19</sup>	6-9(MAC) <sup>#19</sup>	7.4	-	7.4 - 7.6	-	8	

Field_ID	Location_Code	Sample_Depth_Range	Sampled_Date_Time	Matrix_Description
BH07053-X-5.00-ES-200129	BH07053	5	29/01/2020	UK Drinking Water Standards
BH07053-X-6.00-ES-200130	BH07053	6	30/01/2020	UK Estuaries and coastal waters EQS
BH07053-X-6.00-ES-200130	BH07053	6	30/01/2020	UK Freshwater EQS
BH07053-X-7.00-ES-200130	BH07053	7	30/01/2020	
BH07053-X-7.00-ES-200130	BH07053	7	30/01/2020	
BH07053-X-8.00-ES-200130	BH07053	8	30/01/2020	

Chem_Group	ChemName	output unit	EQL

**Environmental Standards Comments**

- #1:Water Supply (Water Quality) Regulations 2016.
- #2:Water Framework Directive (Standards and Classification) Directions (England and Wales) 2015.
- #3:Operational Targets and EQS. EA, April 2018
- #4:Water Framework Directive (Standards & Classification) Directions (England & Wales) 2015. Dissolved fraction.
- #5:Water Framework Directive (Standards & Classification) Directions (England & Wales) 2015. Dissolved fraction. Lowest criteria presented (<40mg/l of CaCO3). See 'further assessment' if criteria exceeded and hardness (CaCO3) data available.
- #6:Water Framework Directive (Standards and Classification) Directions (England and Wales) 2015. Dissolved Fraction. If hexavalent chromium (CrVI) data is available, a value of 4.7µg/l may be appropriate for the remaining trivalent chromium (CrIII).
- #7:Operational Targets and EQS. EA, April 2018. Dissolved fraction.
- #8:Water Framework Directive (Standards and Classification) Directions (England and Wales) 2015. Dissolved Fraction. If DOC >1mg/l then a higher criteria applies (3.76\*(2.677\*(DOC2+0.5))
- #9:Water Framework Directive (Standards & Classification) Directions (England & Wales) 2015. Dissolved & bioavailable (bio) fraction plus background. M-BAT tool to assess: <http://wfd.uk.org/resources/river-lakes-metal-bioavailability-assessment-tool-m-bat>
- #10:Water Framework Directive (Standards and Classification) Directions (England and Wales) 2015. Dissolved Fraction. MAC adopted in absence of AA value.
- #11:Guidelines for Drinking-water Quality, 4th Edition. WHO, 2011. Informal value.
- #12:Operational Targets and EQS. EA, April 2018.
- #13:Operational Targets and EQS. EA, April 2018. Lowest criteria presented (<200mg/l CaCO3). See 'further assessment' values if criteria exceeded and hardness (CaCO3) data available.
- #14:Guidelines for Drinking-water Quality, 4th Edition. WHO, 2011. Based on taste rather than a formal guideline.
- #15:Water Framework Directive (Standards and Classification) Directions (England and Wales) 2015. Indicator of 'good' status (90%ile) - Ammonia standard for lakes and rivers (total ammonia as nitrogen).
- #16:Operational Targets and EQS. EA, April 2018. Dissolved fraction. Lowest criteria presented (<50 mg/l CaCO3). See 'further assessment' values if criteria exceeded and hardness (CaCO3) data available.
- #17:Water Supply (Water Quality) Regulations 2016. As SO4.
- #18:US EPA Regional Screening Levels, May 2019. <https://www.epa.gov/risk/regional-screening-levels-rsls-generic-tables>
- #19:Operational Targets and EQS. EA, April 2018. Maximum Allowable Concentration (MAC) adopted in absence of Annual Average (AA) value.

**Legend**

36.2	Results exceeds GAC.
<50	Results MDL is greater than GAC.
-	Determinand has not been tested for.

**Notes**

A range is given where a determinand has been analysed for by more than one method.



		Field_ID	BH07053-X-8.00-ES-200130	BH07053-X-9.00-ES-200130	BH07053-X-9.00-ES-200130	BH07056-X-0.50-ES-200218	BH07056-X-0.50-ES4a-200218	BH07056-X-10.00-ES-200221			
		Location_Code	BH07053	BH07053	BH07053	BH07056	BH07056	BH07056			
		Sample_Dept_Range	3	9	9	0.5	0.5	10			
		Sampled_Date_Time	30/01/2020	30/01/2020	30/01/2020	18/02/2020	18/02/2020	21/02/2020			
		Matrix_Description									
		UK Drinking Water Standards									
		UK Estuaries and coastal waters EQS									
		UK Freshwater EQS									
Chem_Group	ChemName	output unit	EQL								
Metals	Antimony	µg/L	5 <sup>#1</sup>		25	-	2	<1	<1	2	
	Arsenic	µg/L	0.5	10 <sup>#1</sup>	34	-	3	<1	1	2	
	Boron	µg/L	10	1000 <sup>#1</sup>	2000 <sup>#3</sup>	5220	-	590	400	400	1920
	Cadmium	µg/L	0.02	5 <sup>#1</sup>	0.2 <sup>#4</sup>	0.28	-	<0.02	0.07	0.07	<0.02
	Chromium (hexavalent)	µg/L	3		0.6 <sup>#4</sup>	<3	-	<3	<3	<3	<3
	Chromium	µg/L	1	50 <sup>#1</sup>	0.6 <sup>#4</sup>	2	-	<1	<1	<1	<1
	Chromium (Trivalent)	µg/L	3		4.7 <sup>#4</sup>	<3	-	<3	<3	<3	<3
	Cobalt	µg/L	0.5		3 <sup>#7</sup>	<1	-	<1	<1	<1	<1
	Copper	µg/L	0.3	2000 <sup>#1</sup>	3.76 <sup>#8</sup>	3	-	4	6	6	6
	Lead	µg/L	0.2	10 <sup>#1</sup>	1.3 <sup>#4</sup>	27	-	<1	<1	<1	<1
	Mercury	µg/L	0.01	1 <sup>#1</sup>	0.07(MAC) <sup>#10</sup>	0.07(MAC) <sup>#10</sup>	-	<0.03	<0.03	<0.03	0.04
	Molybdenum	µg/L	1	70 <sup>#11</sup>		139	-	13	2	5	165
	Nickel	µg/L	0.4	20 <sup>#1</sup>	8.6 <sup>#4</sup>	4	-	3	14	21	1
	Selenium	µg/L	1	10 <sup>#1</sup>		<1	-	<1	12	11	5
	Vanadium	µg/L	1		100 <sup>#12</sup>	5	-	3	<1	<1	5
Zinc	µg/L	1	3000 <sup>#14</sup>		38	-	3	<2	<2	2	
Inorganics	Available Phosphate	mg/l	6		-	-	-	-	-	-	
	Available Phosphorus	mg/l	2		-	-	-	-	-	-	
	Ammoniacal Nitrogen as N	mg/L	0.002		0.02 <sup>#2</sup>	64.5	14.5	14.5	0.05	0.14	5.8
	Calcium	mg/L	0.2			75	-	12	383	57	24
	Chloride	mg/L	1	250 <sup>#1</sup>		624	-	312	14	17	685
	Cyanide (Free)	µg/L	2.5	50 <sup>#1</sup>	1 <sup>#2</sup>	<20	-	<20	<20	<20	<20
	Cyanide Total	µg/L	5	50 <sup>#1</sup>	1 <sup>#2</sup>	<20	-	<20	<20	<20	<20
	Cyanides-complex	µg/L	5	50 <sup>#1</sup>	1 <sup>#2</sup>	-	-	-	-	-	-
	Fluoride	µg/L	100	1500 <sup>#1</sup>	5000 <sup>#7</sup>	100	-	700	300	300	700
	Magnesium	mg/L	0.036			142	-	10	121	151	27
	Potassium	mg/L	0.2			93	-	27	58	64	51
Sodium	mg/L	0.076		200 <sup>#1</sup>	396	-	234	116	133	513	
Sulphate	mg/L	2	250(SO4) <sup>#17</sup>		134	-	25	1650	2200	198	
Phenolics	Xylenols	µg/L	0.5		-	-	-	-	-	-	
	Trimethylphenols	µg/L	0.5		<0.5	-	<0.5	<0.5	<0.5	<0.5	
	Cresol Total	µg/L	0.5		<0.5	-	<0.5	<0.5	<0.5	<0.5	
	Dimethylphenols	µg/L	0.5		<0.5	-	<0.5	<0.5	<0.5	<0.5	
	Phenol	µg/L	0.5	5800 <sup>#18</sup>	7.7 <sup>#2</sup>	<0.5	-	4.1	<0.5	0.6	6.9
	Phenols Monohydric	µg/L	0.5			<0.5	-	<0.5	<0.5	<0.5	
Other	Temperature	°C			-	-	-	-	-	-	
	Conductivity @ 25oC	mS/cm	0.01		3.87	-	1.49	2.53	3.04	2.92	
	Conductivity @ 20oC	µS/cm	14		-	-	-	-	-	-	
	pH (Lab)	pH Units	1	6.5-9.5 <sup>#1</sup>	6-8.5(MAC) <sup>#19</sup>	6-9(MAC) <sup>#19</sup>	8	8.2	7.7	7.7	8

Field_ID	Location_Code	Sample_Depth_Range	Sampled_Date_Time	Matrix_Description
BH07053-X-8.00-ES-200130	BH07053	9	30/01/2020	UK Drinking Water Standards
BH07053-X-9.00-ES-200130	BH07053	9	30/01/2020	UK Estuaries and coastal waters EQS
BH07053-X-9.00-ES-200130	BH07053	9	30/01/2020	UK Freshwater EQS
BH07056-X-0.50-ES-200218	BH07056	0.5	18/02/2020	
BH07056-X-0.50-ES4a-200218	BH07056	0.5	18/02/2020	
BH07056-X-10.00-ES-200221	BH07056	10	21/02/2020	

Chem_Group	ChemName	output unit	EQL

**Environmental Standards Comments**

- #1:Water Supply (Water Quality) Regulations 2016.
- #2:Water Framework Directive (Standards and Classification) Directions (England and Wales) 2015.
- #3:Operational Targets and EQS. EA, April 2018
- #4:Water Framework Directive (Standards & Classification) Directions (England & Wales) 2015. Dissolved fraction.
- #5:Water Framework Directive (Standards & Classification) Directions (England & Wales) 2015. Dissolved fraction. Lowest criteria presented (<40mg/l of CaCO3). See 'further assessment' if criteria exceeded and hardness (CaCO3) data available.
- #6:Water Framework Directive (Standards and Classification) Directions (England and Wales) 2015. Dissolved Fraction. If hexavalent chromium (CrVI) data is available, a value of 4.7µg/l may be appropriate for the remaining trivalent chromium (CrIII).
- #7:Operational Targets and EQS. EA, April 2018. Dissolved fraction.
- #8:Water Framework Directive (Standards and Classification) Directions (England and Wales) 2015. Dissolved Fraction. If DOC >1mg/l then a higher criteria applies (3.76\*(2.677\*(DOC2+0.5))
- #9:Water Framework Directive (Standards & Classification) Directions (England & Wales) 2015. Dissolved & bioavailable (bio) fraction plus background. M-BAT tool to assess: <http://wfd.uk.org/resources/river-lakes-metal-bioavailability-assessment-tool-m-bat>
- #10:Water Framework Directive (Standards and Classification) Directions (England and Wales) 2015. Dissolved Fraction. MAC adopted in absence of AA value.
- #11:Guidelines for Drinking-water Quality, 4th Edition. WHO, 2011. Informal value.
- #12:Operational Targets and EQS. EA, April 2018.
- #13:Operational Targets and EQS. EA, April 2018. Lowest criteria presented (<200mg/l CaCO3). See 'further assessment' values if criteria exceeded and hardness (CaCO3) data available.
- #14:Guidelines for Drinking-water Quality, 4th Edition. WHO, 2011. Based on taste rather than a formal guideline.
- #15:Water Framework Directive (Standards and Classification) Directions (England and Wales) 2015. Indicator of 'good' status (90%ile) - Ammonia standard for lakes and rivers (total ammonia as nitrogen).
- #16:Operational Targets and EQS. EA, April 2018. Dissolved fraction. Lowest criteria presented (<50 mg/l CaCO3). See 'further assessment' values if criteria exceeded and hardness (CaCO3) data available.
- #17:Water Supply (Water Quality) Regulations 2016. As SO4.
- #18:US EPA Regional Screening Levels, May 2019. <https://www.epa.gov/risk/regional-screening-levels-rsls-generic-tables>
- #19:Operational Targets and EQS. EA, April 2018. Maximum Allowable Concentration (MAC) adopted in absence of Annual Average (AA) value.

**Legend**

36.2	Results exceeds GAC.
<50	Results MDL is greater than GAC.
-	Determinand has not been tested for.

**Notes**

A range is given where a determinand has been analysed for by more than one method.

				Field_ID	BH07056-X-14.50-ES-200226	BH07056-X-2.00-ES-200218	BH07056-X-24.00-ES112-200226	BH07056-X-24.00-ES-200226	BH07056-X-3.00-ES-200219		
				Location_Code	BH07056	BH07056	BH07056	BH07056	BH07056		
				Sample_Dept	14.5	2	24	24	3		
				Sample_Dept_Range							
				Sampled_Date_Time	26/02/2020	18/02/2020	26/02/2020	26/02/2020	19/02/2020		
				Matrix_Description							
				UK Drinking Water Standards							
				UK Estuaries and coastal waters EQS							
				UK Freshwater EQS							
Chem_Group	ChemName	output unit	EQL								
Metals	Antimony	µg/L	1	5 <sup>#1</sup>			3	10	5	4	24
	Arsenic	µg/L	0.5	10 <sup>#1</sup>	25 <sup>#2</sup>	50 <sup>#2</sup>	6	14	19	19	20
	Boron	µg/L	10	1000 <sup>#1</sup>	7000 <sup>#3</sup>	2000 <sup>#3</sup>	770	140	650	720	120
	Cadmium	µg/L	0.02	5 <sup>#1</sup>	0.2 <sup>#4</sup>	0.08 <sup>#5</sup>	<0.02	<0.02	<0.02	<0.02	0.05
	Chromium (hexavalent)	µg/L	3		0.6 <sup>#4</sup>	3.4 <sup>#4</sup>	<3	11	<3	<3	<3
	Chromium	µg/L	1	50 <sup>#1</sup>	0.6 <sup>#4</sup>	3.4 <sup>#5</sup>	1	15	<1	<1	<1
	Chromium (Trivalent)	µg/L	3			4.7 <sup>#4</sup>	<3	4	<3	<3	<3
	Cobalt	µg/L	0.5		3 <sup>#7</sup>	3 <sup>#7</sup>	<1	<1	<1	<1	<1
	Copper	µg/L	0.3	2000 <sup>#1</sup>	3.76 <sup>#8</sup>	1(bio) <sup>#9</sup>	<1	38	<1	<1	13
	Lead	µg/L	0.2	10 <sup>#1</sup>	1.3 <sup>#4</sup>	1.2(bio) <sup>#9</sup>	<1	<1	<1	<1	9
	Mercury	µg/L	0.01	1 <sup>#1</sup>	0.07(MAC) <sup>#10</sup>	0.07(MAC) <sup>#10</sup>	<0.03	<0.03	<0.03	<0.03	<0.03
	Molybdenum	µg/L	1	70 <sup>#11</sup>			26	47	50	45	11
	Nickel	µg/L	0.4	20 <sup>#1</sup>	8.6 <sup>#4</sup>	4(bio) <sup>#9</sup>	2	8	2	2	4
	Selenium	µg/L	1	10 <sup>#1</sup>			<1	8	1	1	4
	Vanadium	µg/L	1		100 <sup>#12</sup>	20 <sup>#13</sup>	44	43	19	19	47
	Zinc	µg/L	1	3000 <sup>#14</sup>		10.9(bio) <sup>#9</sup>	2	<2	2	2	7
Inorganics	Available Phosphate	mg/l	6				-	-	-	-	-
	Available Phosphorus	mg/l	2				-	-	-	-	-
	Ammoniacal Nitrogen as N	mg/L	0.002		0.02 <sup>#2</sup>	0.6 <sup>#15</sup>	16.2	3.6	15.2	16.2	1.3
	Calcium	mg/L	0.2				39	260	39	42	29
	Chloride	mg/L	1	250 <sup>#1</sup>		250 <sup>#3</sup>	2100	57	1640	1700	27
	Cyanide (Free)	µg/L	2.5	50 <sup>#1</sup>	1 <sup>#2</sup>	1 <sup>#2</sup>	<20	<20	<20	<20	<20
	Cyanide Total	µg/L	5	50 <sup>#1</sup>	1 <sup>#2</sup>	1 <sup>#2</sup>	<20	<20	<20	<20	<20
	cyanides-complex	µg/L	5	50 <sup>#1</sup>	1 <sup>#2</sup>	1 <sup>#2</sup>	-	-	-	-	-
	Fluoride	µg/L	100	1500 <sup>#1</sup>	5000 <sup>#7</sup>	1000 <sup>#16</sup>	900	600	300	300	700
	Magnesium	mg/L	0.036				76	2	67	73	2
Potassium	mg/L	0.2				142	25	109	114	7	
Sodium	mg/L	0.076		200 <sup>#1</sup>		1500	78	1100	1210	24	
Sulphate	mg/L	2	250(SO4) <sup>#17</sup>		400 <sup>#3</sup>	238	683	85	81	62	
Phenolics	Xylenols	µg/L	0.5				-	-	-	-	-
	Trimethylphenols	µg/L	0.5				<0.5	<0.5	<0.5	<0.5	<0.5
	Cresol Total	µg/L	0.5				<0.5	0.9	<0.5	<0.5	<0.5
	Dimethylphenols	µg/L	0.5				<0.5	1.3	<0.5	<0.5	<0.5
	Phenol	µg/L	0.5	5800 <sup>#18</sup>	7.7 <sup>#2</sup>	7.7 <sup>#2</sup>	5.8	6.6	6.6	7.8	2.4
Phenols Monohydric	µg/L	0.5									
Other	Temperature	°C					-	-	-	-	-
	Conductivity @ 25oC	mS/cm	0.01				7.91	1.42	5.87	6.22	0.334
	Conductivity @ 20oC	µS/cm	14				-	-	-	-	-
	pH (Lab)	pH Units	1	6.5-9.5 <sup>#1</sup>	6-8.5(MAC) <sup>#19</sup>	6-9(MAC) <sup>#19</sup>	8.3	9.5	8.2	8.2	8.3

Field_ID	BH07056-X-14.50-ES-200226	BH07056-X-2.00-ES-200218	BH07056-X-24.00-ES112-200226	BH07056-X-24.00-ES-200226	BH07056-X-3.00-ES-200219
Location_Code	BH07056	BH07056	BH07056	BH07056	BH07056
Sample_Depth_Range	14.5	2	24	24	3
Sampled_Date_Time	26/02/2020	18/02/2020	26/02/2020	26/02/2020	19/02/2020
Matrix_Description	UK Drinking Water Standards	UK Estuaries and coastal waters EQS	UK Freshwater EQS		

Chem_Group	ChemName	output unit	EQL

**Environmental Standards Comments**

- #1:Water Supply (Water Quality) Regulations 2016.
- #2:Water Framework Directive (Standards and Classification) Directions (England and Wales) 2015.
- #3:Operational Targets and EQS. EA, April 2018
- #4:Water Framework Directive (Standards & Classification) Directions (England & Wales) 2015. Dissolved fraction.
- #5:Water Framework Directive (Standards & Classification) Directions (England & Wales) 2015. Dissolved fraction. Lowest criteria presented (<40mg/l of CaCO3). See 'further assessment' if criteria exceeded and hardness (CaCO3) data available.
- #6:Water Framework Directive (Standards and Classification) Directions (England and Wales) 2015. Dissolved Fraction. If hexavalent chromium (CrVI) data is available, a value of 4.7µg/l may be appropriate for the remaining trivalent chromium (CrIII).
- #7:Operational Targets and EQS. EA, April 2018. Dissolved fraction.
- #8:Water Framework Directive (Standards and Classification) Directions (England and Wales) 2015. Dissolved Fraction. If DOC >1mg/l then a higher criteria applies (3.76\*(2.677\*(DOC2+0.5))
- #9:Water Framework Directive (Standards & Classification) Directions (England & Wales) 2015. Dissolved & bioavailable (bio) fraction plus background. M-BAT tool to assess: <http://wfd.uk.org/resources/river-lakes-metal-bioavailability-assessment-tool-m-bat>
- #10:Water Framework Directive (Standards and Classification) Directions (England and Wales) 2015. Dissolved Fraction. MAC adopted in absence of AA value.
- #11:Guidelines for Drinking-water Quality, 4th Edition. WHO, 2011. Informal value.
- #12:Operational Targets and EQS. EA, April 2018.
- #13:Operational Targets and EQS. EA, April 2018. Lowest criteria presented (<200mg/l CaCO3). See 'further assessment' values if criteria exceeded and hardness (CaCO3) data available.
- #14:Guidelines for Drinking-water Quality, 4th Edition. WHO, 2011. Based on taste rather than a formal guideline.
- #15:Water Framework Directive (Standards and Classification) Directions (England and Wales) 2015. Indicator of 'good' status (90%ile) - Ammonia standard for lakes and rivers (total ammonia as nitrogen).
- #16:Operational Targets and EQS. EA, April 2018. Dissolved fraction. Lowest criteria presented (<50 mg/l CaCO3). See 'further assessment' values if criteria exceeded and hardness (CaCO3) data available.
- #17:Water Supply (Water Quality) Regulations 2016. As SO4.
- #18:US EPA Regional Screening Levels, May 2019. <https://www.epa.gov/risk/regional-screening-levels-rsls-generic-tables>
- #19:Operational Targets and EQS. EA, April 2018. Maximum Allowable Concentration (MAC) adopted in absence of Annual Average (AA) value.

**Legend**

36.2	Results exceeds GAC.
<50	Results MDL is greater than GAC.
-	Determinand has not been tested for.

**Notes**

A range is given where a determinand has been analysed for by more than one method.

		Field_ID	BH07056-X-4.00-ES-200219	BH07056-X-7.00-ES-200219	BH07056-X-7.00-ES-200219	BH07056-X-8.00-ES-200219	BH07056-X-8.00-ES-200219	BH07056-X-9.00-ES-200219				
		Location_Code	BH07056	BH07056	BH07056	BH07056	BH07056	BH07056				
		Sample_Death_Range	4	7	7	8	8	9				
		Sampled_Date_Time	19/02/2020	19/02/2020	19/02/2020	19/02/2020	19/02/2020	19/02/2020				
		Matrix_Description										
		UK Drinking Water Standards										
		UK Estuaries and coastal waters EQS										
		UK Freshwater EQS										
Chem_Group	ChemName	output unit	EQL									
Metals	Antimony	µg/L	5 <sup>#1</sup>		15	-	17	-	12	-		
	Arsenic	µg/L	0.5	10 <sup>#1</sup>	3	-	5	-	33	-		
	Boron	µg/L	10	1000 <sup>#1</sup>	2000 <sup>#3</sup>	1360	-	110	-	310	-	
	Cadmium	µg/L	0.02	5 <sup>#1</sup>	0.08 <sup>#5</sup>	<0.02	-	0.03	-	0.02	-	
	Chromium (hexavalent)	µg/L	3		0.6 <sup>#4</sup>	<3	-	<3	-	<3	-	
	Chromium	µg/L	1	50 <sup>#1</sup>	0.6 <sup>#4</sup>	<1	-	<1	-	<1	-	
	Chromium (Trivalent)	µg/L	3		4.7 <sup>#4</sup>	<3	-	<3	-	<3	-	
	Cobalt	µg/L	0.5		3 <sup>#7</sup>	<1	-	<1	-	<1	-	
	Copper	µg/L	0.3	2000 <sup>#1</sup>	3.76 <sup>#8</sup>	<1	-	8	-	6	-	
	Lead	µg/L	0.2	10 <sup>#1</sup>	1.3 <sup>#4</sup>	<1	-	<1	-	1	-	
	Mercury	µg/L	0.01	1 <sup>#1</sup>	0.07(MAC) <sup>#10</sup>	0.07(MAC) <sup>#10</sup>	<0.03	-	<0.03	-	<0.03	
	Molybdenum	µg/L	1	70 <sup>#11</sup>		108	-	13	-	60	-	
	Nickel	µg/L	0.4	20 <sup>#1</sup>	8.6 <sup>#4</sup>	4(bio) <sup>#9</sup>	4	-	2	-	3	
	Selenium	µg/L	1	10 <sup>#1</sup>		<1	-	2	-	3	-	
Vanadium	µg/L	1		100 <sup>#12</sup>	20 <sup>#13</sup>	<1	-	8	-	20		
Zinc	µg/L	1	3000 <sup>#14</sup>		2	-	3	-	6	-		
Inorganics	Available Phosphate	mg/l	6		-	-	-	-	-	-		
	Available Phosphorus	mg/l	2		-	-	-	-	-	-		
	Ammoniacal Nitrogen as N	mg/L	0.002		0.02 <sup>#2</sup>	0.6 <sup>#15</sup>	25.4	0.9	1	5.7	5.7	11.2
	Calcium	mg/L	0.2			35	-	80	-	16	-	
	Chloride	mg/L	1	250 <sup>#1</sup>		41	-	7	-	169	-	
	Cyanide (Free)	µg/L	2.5	50 <sup>#1</sup>	1 <sup>#2</sup>	<20	-	<20	-	<20	-	
	Cyanide Total	µg/L	5	50 <sup>#1</sup>	1 <sup>#2</sup>	<20	-	<20	-	<20	-	
	cyanides-complex	µg/L	5	50 <sup>#1</sup>	1 <sup>#2</sup>	-	-	-	-	-	-	
	Fluoride	µg/L	100	1500 <sup>#1</sup>		300	-	1000	-	1000	-	
	Magnesium	mg/L	0.036		5000 <sup>#7</sup>	1000 <sup>#16</sup>	21	-	7	-	5	
Potassium	mg/L	0.2			38	-	9	-	21	-		
Sodium	mg/L	0.076		200 <sup>#1</sup>	48	-	17	-	130	-		
Sulphate	mg/L	2	250(SO4) <sup>#17</sup>		400 <sup>#3</sup>	196	-	194	-	136		
Phenolics	Xylenols	µg/L	0.5		-	-	-	-	-	-		
	Trimethylphenols	µg/L	0.5		<0.5	-	<0.5	-	<0.5	-		
	Cresol Total	µg/L	0.5		<0.5	-	<0.5	-	<0.5	-		
	Dimethylphenols	µg/L	0.5		<0.5	-	<0.5	-	<0.5	-		
	Phenol	µg/L	0.5	5800 <sup>#18</sup>	7.7 <sup>#2</sup>	1.3	-	1.9	-	6.3	-	
Phenols Monohydric	µg/L	0.5			7.7 <sup>#2</sup>	-	-	-	-			
Other	Temperature	°C			-	-	-	-	-	-		
	Conductivity @ 25oC	mS/cm	0.01		0.88	-	0.546	-	0.874	-		
	Conductivity @ 20oC	µS/cm	14		-	-	-	-	-	-		
	pH (Lab)	pH Units	1	6.5-9.5 <sup>#1</sup>	6-8.5(MAC) <sup>#19</sup>	6-9(MAC) <sup>#19</sup>	8.3	-	7.9	-	8.2	

Field_ID	Location_Code	Sample_Depth_Range	Sampled_Date_Time	Matrix_Description
BH07056-X-4.00-ES-200219	BH07056	4	19/02/2020	UK Drinking Water Standards
BH07056-X-7.00-ES-200219	BH07056	7	19/02/2020	UK Estuaries and coastal waters EQS
BH07056-X-7.00-ES-200219	BH07056	7	19/02/2020	UK Freshwater EQS
BH07056-X-8.00-ES-200219	BH07056	8	19/02/2020	
BH07056-X-8.00-ES-200219	BH07056	8	19/02/2020	
BH07056-X-9.00-ES-200219	BH07056	9	19/02/2020	

Chem_Group	ChemName	output unit	EQL

**Environmental Standards Comments**

- #1:Water Supply (Water Quality) Regulations 2016.
- #2:Water Framework Directive (Standards and Classification) Directions (England and Wales) 2015.
- #3:Operational Targets and EQS. EA, April 2018
- #4:Water Framework Directive (Standards & Classification) Directions (England & Wales) 2015. Dissolved fraction.
- #5:Water Framework Directive (Standards & Classification) Directions (England & Wales) 2015. Dissolved fraction. Lowest criteria presented (<40mg/l of CaCO3). See 'further assessment' if criteria exceeded and hardness (CaCO3) data available.
- #6:Water Framework Directive (Standards and Classification) Directions (England and Wales) 2015. Dissolved Fraction. If hexavalent chromium (CrVI) data is available, a value of 4.7µg/l may be appropriate for the remaining trivalent chromium (CrIII).
- #7:Operational Targets and EQS. EA, April 2018. Dissolved fraction.
- #8:Water Framework Directive (Standards and Classification) Directions (England and Wales) 2015. Dissolved Fraction. If DOC >1mg/l then a higher criteria applies (3.76\*(2.677\*(DOC2+0.5))
- #9:Water Framework Directive (Standards & Classification) Directions (England & Wales) 2015. Dissolved & bioavailable (bio) fraction plus background. M-BAT tool to assess: <http://wfd.uk.org/resources/river-lakes-metal-bioavailability-assessment-tool-m-bat>
- #10:Water Framework Directive (Standards and Classification) Directions (England and Wales) 2015. Dissolved Fraction. MAC adopted in absence of AA value.
- #11:Guidelines for Drinking-water Quality, 4th Edition. WHO, 2011. Informal value.
- #12:Operational Targets and EQS. EA, April 2018.
- #13:Operational Targets and EQS. EA, April 2018. Lowest criteria presented (<200mg/l CaCO3). See 'further assessment' values if criteria exceeded and hardness (CaCO3) data available.
- #14:Guidelines for Drinking-water Quality, 4th Edition. WHO, 2011. Based on taste rather than a formal guideline.
- #15:Water Framework Directive (Standards and Classification) Directions (England and Wales) 2015. Indicator of 'good' status (90%ile) - Ammonia standard for lakes and rivers (total ammonia as nitrogen).
- #16:Operational Targets and EQS. EA, April 2018. Dissolved fraction. Lowest criteria presented (<50 mg/l CaCO3). See 'further assessment' values if criteria exceeded and hardness (CaCO3) data available.
- #17:Water Supply (Water Quality) Regulations 2016. As SO4.
- #18:US EPA Regional Screening Levels, May 2019. <https://www.epa.gov/risk/regional-screening-levels-rsls-generic-tables>
- #19:Operational Targets and EQS. EA, April 2018. Maximum Allowable Concentration (MAC) adopted in absence of Annual Average (AA) value.

**Legend**

36.2	Results exceeds GAC.
<50	Results MDL is greater than GAC.
-	Determinand has not been tested for.

**Notes**

A range is given where a determinand has been analysed for by more than one method.

				Field_ID	BH07056-X-9.00-ES-200219	BH07060-X-0.05-ES-200123	BH07060-X-0.50-ES-200123	BH07060-X-1.10-ES-200123	BH07060-X-2.00-ES-200123	BH07060-X-2.00-ES-200123
				Location_Code	BH07056	BH07060	BH07060	BH07060	BH07060	BH07060
				Sample_Death_Range	9	0.05	0.5	1.1	2	2
				Sampled_Date_Time	19/02/2020	23/01/2020	23/01/2020	23/01/2020	23/01/2020	23/01/2020
				Matrix_Description						
				UK Drinking Water Standards						
				UK Estuaries and coastal waters EQS						
				UK Freshwater EQS						
Chem_Group	ChemName	output unit	EQI							
Metals	Antimony	µg/L	1	5 <sup>#1</sup>			1			12
	Arsenic	µg/L	0.5	10 <sup>#1</sup>	25 <sup>#2</sup>	50 <sup>#2</sup>	4	<1	8	13
	Boron	µg/L	10	1000 <sup>#1</sup>	7000 <sup>#3</sup>	2000 <sup>#3</sup>	420	340	360	300
	Cadmium	µg/L	0.02	5 <sup>#1</sup>	0.2 <sup>#4</sup>	0.08 <sup>#5</sup>	<0.02	0.04	0.02	0.04
	Chromium (hexavalent)	µg/L	3		0.6 <sup>#4</sup>	3.4 <sup>#4</sup>	<3	<3	<3	<3
	Chromium	µg/L	1	50 <sup>#1</sup>	0.6 <sup>#4</sup>	3.4 <sup>#6</sup>	<1	<1	<1	<1
	Chromium (Trivalent)	µg/L	3			4.7 <sup>#4</sup>	<3	<3	<3	<3
	Cobalt	µg/L	0.5			3 <sup>#7</sup>	<1	<1	<1	<1
	Copper	µg/L	0.3	2000 <sup>#1</sup>	3.76 <sup>#8</sup>	1(bio) <sup>#9</sup>	<1	2	2	5
	Lead	µg/L	0.2	10 <sup>#1</sup>	1.3 <sup>#4</sup>	1.2(bio) <sup>#9</sup>	<1	<1	<1	<1
	Mercury	µg/L	0.01	1 <sup>#1</sup>	0.07(MAC) <sup>#10</sup>	0.07(MAC) <sup>#10</sup>	0.04	<0.03	<0.03	<0.03
	Molybdenum	µg/L	1	70 <sup>#11</sup>			36	6	10	48
	Nickel	µg/L	0.4	20 <sup>#1</sup>	8.6 <sup>#4</sup>	4(bio) <sup>#9</sup>	2	4	6	8
	Selenium	µg/L	1	10 <sup>#1</sup>			<1	11	20	29
	Vanadium	µg/L	1		100 <sup>#12</sup>	20 <sup>#13</sup>	2	<1	<1	15
	Zinc	µg/L	1	3000 <sup>#14</sup>		10.9(bio) <sup>#9</sup>	<2	<2	<2	<2
	Inorganics	Available Phosphate	mg/l	6						
Available Phosphorus		mg/l	2							
Ammoniacal Nitrogen as N		mg/L	0.002		0.02 <sup>#2</sup>	0.6 <sup>#15</sup>	11.1	0.05	0.5	1.2
Calcium		mg/L	0.2				11	270	130	110
Chloride		mg/L	1	250 <sup>#1</sup>		250 <sup>#3</sup>	221	5	15	31
Cyanide (Free)		µg/L	2.5	50 <sup>#1</sup>	1 <sup>#2</sup>	1 <sup>#2</sup>	<20	<20	<20	<20
Cyanide Total		µg/L	5	50 <sup>#1</sup>	1 <sup>#2</sup>	1 <sup>#2</sup>	<20	<20	<20	<20
cyanides-complex		µg/L	5	50 <sup>#1</sup>	1 <sup>#2</sup>	1 <sup>#2</sup>	-	-	-	-
Fluoride		µg/L	100	1500 <sup>#1</sup>	5000 <sup>#7</sup>	1000 <sup>#16</sup>	1000	600	300	800
Magnesium		mg/L	0.036				8	58	50	20
Potassium		mg/L	0.2				27	35	38	24
Sodium	mg/L	0.076	200 <sup>#1</sup>			183	40	92	72	
Sulphate	mg/L	2	250(SO4) <sup>#17</sup>		400 <sup>#3</sup>	20	866	625	415	
Phenolics	Xylenols	µg/L	0.5							
	Trimethylphenols	µg/L	0.5				<0.5	<0.5	<0.5	<0.5
	Cresol Total	µg/L	0.5				<0.5	<0.5	<0.5	<0.5
	Dimethylphenols	µg/L	0.5				<0.5	<0.5	<0.5	<0.5
	Phenol	µg/L	0.5	5800 <sup>#18</sup>	7.7 <sup>#2</sup>	7.7 <sup>#2</sup>	6.3	0.5	0.9	1.1
Phenols Monohydric	µg/L	0.5								
Other	Temperature	°C								
	Conductivity @ 25oC	mS/cm	0.01				1.15	1.55	1.33	1
	Conductivity @ 20oC	µS/cm	14							1.4
	pH (Lab)	pH Units	1	6.5-9.5 <sup>#1</sup>	6-8.5(MAC) <sup>#19</sup>	6-9(MAC) <sup>#19</sup>	8.3	7.8	7.6	7.7

Field_ID	BH07056-X-9.00-ES-200219	BH07060-X-0.05-ES-200123	BH07060-X-0.50-ES-200123	BH07060-X-1.10-ES-200123	BH07060-X-2.00-ES-200123	BH07060-X-2.00-ES-200123
Location_Code	BH07056	BH07060	BH07060	BH07060	BH07060	BH07060
Sample_Depth_Range	9	0.05	0.5	1.1	2	2
Sampled_Date_Time	19/02/2020	23/01/2020	23/01/2020	23/01/2020	23/01/2020	23/01/2020
Matrix_Description	UK Drinking Water Standards	UK Estuaries and coastal waters EQS	UK Freshwater EQS			

Chem_Group	ChemName	output unit	EQL
------------	----------	-------------	-----

**Environmental Standards Comments**

- #1:Water Supply (Water Quality) Regulations 2016.
- #2:Water Framework Directive (Standards and Classification) Directions (England and Wales) 2015.
- #3:Operational Targets and EQS. EA, April 2018
- #4:Water Framework Directive (Standards & Classification) Directions (England & Wales) 2015. Dissolved fraction.
- #5:Water Framework Directive (Standards & Classification) Directions (England & Wales) 2015. Dissolved fraction. Lowest criteria presented (<40mg/l of CaCO3). See 'further assessment' if criteria exceeded and hardness (CaCO3) data available.
- #6:Water Framework Directive (Standards and Classification) Directions (England and Wales) 2015. Dissolved Fraction. If hexavalent chromium (CrVI) data is available, a value of 4.7µg/l may be appropriate for the remaining trivalent chromium (CrIII).
- #7:Operational Targets and EQS. EA, April 2018. Dissolved fraction.
- #8:Water Framework Directive (Standards and Classification) Directions (England and Wales) 2015. Dissolved Fraction. If DOC >1mg/l then a higher criteria applies (3.76\*(2.677\*(DOC2+0.5))
- #9:Water Framework Directive (Standards & Classification) Directions (England & Wales) 2015. Dissolved & bioavailable (bio) fraction plus background. M-BAT tool to assess: <http://wfd.uk.org/resources/river-lakes-metal-bioavailability-assessment-tool-m-bat>
- #10:Water Framework Directive (Standards and Classification) Directions (England and Wales) 2015. Dissolved Fraction. MAC adopted in absence of AA value.
- #11:Guidelines for Drinking-water Quality, 4th Edition. WHO, 2011. Informal value.
- #12:Operational Targets and EQS. EA, April 2018.
- #13:Operational Targets and EQS. EA, April 2018. Lowest criteria presented (<200mg/l CaCO3). See 'further assessment' values if criteria exceeded and hardness (CaCO3) data available.
- #14:Guidelines for Drinking-water Quality, 4th Edition. WHO, 2011. Based on taste rather than a formal guideline.
- #15:Water Framework Directive (Standards and Classification) Directions (England and Wales) 2015. Indicator of 'good' status (90%ile) - Ammonia standard for lakes and rivers (total ammonia as nitrogen).
- #16:Operational Targets and EQS. EA, April 2018. Dissolved fraction. Lowest criteria presented (<50 mg/l CaCO3). See 'further assessment' values if criteria exceeded and hardness (CaCO3) data available.
- #17:Water Supply (Water Quality) Regulations 2016. As SO4.
- #18:US EPA Regional Screening Levels, May 2019. <https://www.epa.gov/risk/regional-screening-levels-rsls-generic-tables>
- #19:Operational Targets and EQS. EA, April 2018. Maximum Allowable Concentration (MAC) adopted in absence of Annual Average (AA) value.

**Legend**

36.2	Results exceeds GAC.
<50	Results MDL is greater than GAC.
-	Determinand has not been tested for.

**Notes**

A range is given where a determinand has been analysed for by more than one method.



				Field_ID	BH07060-X-2.60-ES-200123	BH07060-X-2.60-ES-200123	BH07060-X-3.50-ES-200123	BH07060-X-3.50-ES-200123	BH07060-X-4.50-ES-200123	BH07060-X-4.50-ES-200123
				Location_Code	BH07060	BH07060	BH07060	BH07060	BH07060	BH07060
				Sample_Death_Range	2.6	2.6	3.5	3.5	4.5	4.5
				Sampled_Date_Time	23/01/2020	23/01/2020	23/01/2020	23/01/2020	23/01/2020	23/01/2020
				Matrix_Description						
				UK Drinking Water Standards						
				UK Estuaries and coastal waters EQS						
				UK Freshwater EQS						
Chem_Group	ChemName	output unit	EQL							
Metals	Antimony	µg/L	1	5 <sup>#1</sup>	-	12	-	25	-	8
	Arsenic	µg/L	0.5	10 <sup>#1</sup>	25 <sup>#2</sup>	50 <sup>#2</sup>	-	21	-	3
	Boron	µg/L	10	1000 <sup>#1</sup>	7000 <sup>#3</sup>	2000 <sup>#3</sup>	-	270	-	690
	Cadmium	µg/L	0.02	5 <sup>#1</sup>	0.2 <sup>#4</sup>	0.08 <sup>#5</sup>	-	<0.02	-	0.24
	Chromium (hexavalent)	µg/L	3		0.6 <sup>#4</sup>	3.4 <sup>#4</sup>	-	<3	-	<3
	Chromium	µg/L	1	50 <sup>#1</sup>	0.6 <sup>#4</sup>	3.4 <sup>#6</sup>	-	<1	-	<1
	Chromium (Trivalent)	µg/L	3		4.7 <sup>#4</sup>	4.7 <sup>#4</sup>	-	<3	-	<3
	Cobalt	µg/L	0.5		3 <sup>#7</sup>	3 <sup>#7</sup>	-	2	-	3
	Copper	µg/L	0.3	2000 <sup>#1</sup>	3.76 <sup>#8</sup>	1(bio) <sup>#9</sup>	-	5	-	6
	Lead	µg/L	0.2	10 <sup>#1</sup>	1.3 <sup>#4</sup>	1.2(bio) <sup>#9</sup>	-	<1	-	2
	Mercury	µg/L	0.01	1 <sup>#1</sup>	0.07(MAC) <sup>#10</sup>	0.07(MAC) <sup>#10</sup>	-	<0.03	-	<0.03
	Molybdenum	µg/L	1	70 <sup>#11</sup>			-	24	-	178
	Nickel	µg/L	0.4	20 <sup>#1</sup>	8.6 <sup>#4</sup>	4(bio) <sup>#9</sup>	-	5	-	12
	Selenium	µg/L	1	10 <sup>#1</sup>			-	11	-	25
	Vanadium	µg/L	1		100 <sup>#12</sup>	20 <sup>#13</sup>	-	3	-	19
Zinc	µg/L	1	3000 <sup>#14</sup>		10.9(bio) <sup>#9</sup>	-	<2	-	<2	
Inorganics	Available Phosphate	mg/l	6							
	Available Phosphorus	mg/l	2							
	Ammoniacal Nitrogen as N	mg/L	0.002		0.02 <sup>#2</sup>	0.6 <sup>#15</sup>	0.3	0.4	7.5	3.6
	Calcium	mg/L	0.2							
	Chloride	mg/L	1	250 <sup>#1</sup>		250 <sup>#3</sup>				
	Cyanide (Free)	µg/L	2.5	50 <sup>#1</sup>	1 <sup>#2</sup>	1 <sup>#2</sup>				
	Cyanide Total	µg/L	5	50 <sup>#1</sup>	1 <sup>#2</sup>	1 <sup>#2</sup>				
	cyanides-complex	µg/L	5	50 <sup>#1</sup>	1 <sup>#2</sup>	1 <sup>#2</sup>				
	Fluoride	µg/L	100	1500 <sup>#1</sup>		5000 <sup>#7</sup>				
	Magnesium	mg/L	0.036							
Potassium	mg/L	0.2								
Sodium	mg/L	0.076		20 <sup>#1</sup>						
Sulphate	mg/L	2	250(SO4) <sup>#17</sup>		400 <sup>#3</sup>					
Phenolics	Xylenols	µg/L	0.5							
	Trimethylphenols	µg/L	0.5							
	Cresol Total	µg/L	0.5							
	Dimethylphenols	µg/L	0.5							
	Phenol	µg/L	0.5	5800 <sup>#18</sup>	7.7 <sup>#2</sup>	7.7 <sup>#2</sup>				
	Phenols Monohydric	µg/L	0.5							
Other	Temperature	°C								
	Conductivity @ 25oC	mS/cm	0.01							
	Conductivity @ 20oC	µS/cm	14							
	pH (Lab)	pH Units	1	6.5-9.5 <sup>#1</sup>	6-8.5(MAC) <sup>#19</sup>	6-9(MAC) <sup>#19</sup>	7.9		8.4	

Field_ID	Location_Code	Sample_Depth_Range	Sampled_Date_Time	Matrix_Description
BH07060-X-2.60-ES-200123	BH07060	2.6	23/01/2020	UK Drinking Water Standards
BH07060-X-2.60-ES-200123	BH07060	2.6	23/01/2020	UK Estuaries and coastal waters EQS
BH07060-X-3.50-ES-200123	BH07060	3.5	23/01/2020	UK Freshwater EQS
BH07060-X-3.50-ES-200123	BH07060	3.5	23/01/2020	
BH07060-X-4.50-ES-200123	BH07060	4.5	23/01/2020	
BH07060-X-4.50-ES-200123	BH07060	4.5	23/01/2020	

Chem_Group	ChemName	output unit	EQL

**Environmental Standards Comments**

- #1:Water Supply (Water Quality) Regulations 2016.
- #2:Water Framework Directive (Standards and Classification) Directions (England and Wales) 2015.
- #3:Operational Targets and EQS. EA, April 2018
- #4:Water Framework Directive (Standards & Classification) Directions (England & Wales) 2015. Dissolved fraction.
- #5:Water Framework Directive (Standards & Classification) Directions (England & Wales) 2015. Dissolved fraction. Lowest criteria presented (<40mg/l of CaCO3). See 'further assessment' if criteria exceeded and hardness (CaCO3) data available.
- #6:Water Framework Directive (Standards and Classification) Directions (England and Wales) 2015. Dissolved Fraction. If hexavalent chromium (CrVI) data is available, a value of 4.7µg/l may be appropriate for the remaining trivalent chromium (CrIII).
- #7:Operational Targets and EQS. EA, April 2018. Dissolved fraction.
- #8:Water Framework Directive (Standards and Classification) Directions (England and Wales) 2015. Dissolved Fraction. If DOC >1mg/l then a higher criteria applies (3.76\*(2.677\*(DOC2+0.5))
- #9:Water Framework Directive (Standards & Classification) Directions (England & Wales) 2015. Dissolved & bioavailable (bio) fraction plus background. M-BAT tool to assess: <http://wfd.uk.org/resources/river-lakes-metal-bioavailability-assessment-tool-m-bat>
- #10:Water Framework Directive (Standards and Classification) Directions (England and Wales) 2015. Dissolved Fraction. MAC adopted in absence of AA value.
- #11:Guidelines for Drinking-water Quality, 4th Edition. WHO, 2011. Informal value.
- #12:Operational Targets and EQS. EA, April 2018.
- #13:Operational Targets and EQS. EA, April 2018. Lowest criteria presented (<200mg/l CaCO3). See 'further assessment' values if criteria exceeded and hardness (CaCO3) data available.
- #14:Guidelines for Drinking-water Quality, 4th Edition. WHO, 2011. Based on taste rather than a formal guideline.
- #15:Water Framework Directive (Standards and Classification) Directions (England and Wales) 2015. Indicator of 'good' status (90%ile) - Ammonia standard for lakes and rivers (total ammonia as nitrogen).
- #16:Operational Targets and EQS. EA, April 2018. Dissolved fraction. Lowest criteria presented (<50 mg/l CaCO3). See 'further assessment' values if criteria exceeded and hardness (CaCO3) data available.
- #17:Water Supply (Water Quality) Regulations 2016. As SO4.
- #18:US EPA Regional Screening Levels, May 2019. <https://www.epa.gov/risk/regional-screening-levels-rsls-generic-tables>
- #19:Operational Targets and EQS. EA, April 2018. Maximum Allowable Concentration (MAC) adopted in absence of Annual Average (AA) value.

**Legend**

36.2	Results exceeds GAC.
<50	Results MDL is greater than GAC.
-	Determinand has not been tested for.

**Notes**

A range is given where a determinand has been analysed for by more than one method.

				Field_ID	BH07060-X-5.50-ES-200123	BH07060-X-5.50-ES-200123	BH07060-X-6.30-ES-200123	BH07060-X-6.30-ES-200123	BH07060-X-7.30-ES-200123	BH07060-X-7.30-ES-200123
				Location_Code	BH07060	BH07060	BH07060	BH07060	BH07060	BH07060
				Sample_Dept	5.5	5.5	6.3	6.3	7.3	7.3
				Range						
				Sampled_Date_Time	23/01/2020	23/01/2020	23/01/2020	23/01/2020	23/01/2020	23/01/2020
				Matrix_Description						
				UK Drinking Water Standards						
				UK Estuaries and coastal waters EQS						
				UK Freshwater EQS						
Chem_Group	ChemName	output unit	EQL							
Metals	Antimony	µg/L	1	5 <sup>#1</sup>	-	16	-	16	-	16
	Arsenic	µg/L	0.5	10 <sup>#1</sup>	25 <sup>#2</sup>	7	-	11	-	<10
	Boron	µg/L	10	1000 <sup>#1</sup>	7000 <sup>#3</sup>	6000	-	2060	-	8480
	Cadmium	µg/L	0.02	5 <sup>#1</sup>	0.2 <sup>#4</sup>	0.03	-	<0.02	-	<0.2
	Chromium (hexavalent)	µg/L	3		0.6 <sup>#4</sup>	<3	-	<3	-	<3
	Chromium	µg/L	1	50 <sup>#1</sup>	0.6 <sup>#4</sup>	3	-	<1	-	<10
	Chromium (Trivalent)	µg/L	3		4.7 <sup>#4</sup>	<3	-	<3	-	<3
	Cobalt	µg/L	0.5		3 <sup>#7</sup>	2	-	14	-	<10
	Copper	µg/L	0.3	2000 <sup>#1</sup>	3.76 <sup>#8</sup>	<1	-	1	-	35
	Lead	µg/L	0.2	10 <sup>#1</sup>	1.3 <sup>#4</sup>	<1	-	1	-	<10
	Mercury	µg/L	0.01	1 <sup>#1</sup>	0.07(MAC) <sup>#10</sup>	<0.03	-	<0.03	-	<0.3
	Molybdenum	µg/L	1	70 <sup>#11</sup>		611	-	19	-	174
	Nickel	µg/L	0.4	20 <sup>#1</sup>	8.6 <sup>#4</sup>	11	-	23	-	41
	Selenium	µg/L	1	10 <sup>#1</sup>		3	-	2	-	<10
Vanadium	µg/L	1		100 <sup>#12</sup>	20 <sup>#13</sup>	-	1	-	<10	
Zinc	µg/L	1	3000 <sup>#14</sup>		5	-	83	-	53	
Inorganics	Available Phosphate	mg/l	6		-	-	-	-	-	-
	Available Phosphorus	mg/l	2		-	-	-	-	-	-
	Ammoniacal Nitrogen as N	mg/L	0.002		0.02 <sup>#2</sup>	119	16.6	16.6	258	251
	Calcium	mg/L	0.2			50	-	732	-	28
	Chloride	mg/L	1	250 <sup>#1</sup>	250 <sup>#3</sup>	302	-	124	-	463
	Cyanide (Free)	µg/L	2.5	50 <sup>#1</sup>	1 <sup>#2</sup>	20	-	<20	-	<20
	Cyanide Total	µg/L	5	50 <sup>#1</sup>	1 <sup>#2</sup>	30	-	20	-	20
	cyanides-complex	µg/L	5	50 <sup>#1</sup>	1 <sup>#2</sup>	-	-	-	-	-
	Fluoride	µg/L	100	1500 <sup>#1</sup>	5000 <sup>#7</sup>	300	-	100	-	700
	Magnesium	mg/L	0.036			64	-	95	-	37
	Potassium	mg/L	0.2			151	-	84	-	377
Sodium	mg/L	0.076		200 <sup>#1</sup>	293	-	109	-	578	
Sulphate	mg/L	2	250(SO4) <sup>#17</sup>	400 <sup>#3</sup>	582	-	2250	-	1810	
Phenolics	Xylenols	µg/L	0.5		-	-	-	-	-	-
	Trimethylphenols	µg/L	0.5		-	<0.5	-	<0.5	-	<5
	Cresol Total	µg/L	0.5		-	1	-	<0.5	-	<5
	Dimethylphenols	µg/L	0.5		-	1.1	-	<0.5	-	<5
	Phenol	µg/L	0.5	5800 <sup>#18</sup>	7.7 <sup>#2</sup>	13.2	-	5.6	-	15.3
Phenols Monohydric	µg/L	0.5								
Other	Temperature	°C			-	-	-	-	-	-
	Conductivity @ 25oC	mS/cm	0.01		-	3.12	-	3.11	-	5.33
	Conductivity @ 20oC	µS/cm	14		-	-	-	-	-	-
	pH (Lab)	pH Units	1	6.5-9.5 <sup>#1</sup>	6-8.5(MAC) <sup>#19</sup>	6-9(MAC) <sup>#19</sup>	8.4	-	7.8	-

Field_ID	Location_Code	Sample_Depth_Range	Sampled_Date_Time	Matrix_Description
BH07060-X-5.50-ES-200123	BH07060	5.5	23/01/2020	UK Drinking Water Standards
BH07060-X-5.50-ES-200123	BH07060	5.5	23/01/2020	UK Estuaries and coastal waters EQS
BH07060-X-6.30-ES-200123	BH07060	6.3	23/01/2020	UK Freshwater EQS
BH07060-X-6.30-ES-200123	BH07060	6.3	23/01/2020	
BH07060-X-7.30-ES-200123	BH07060	7.3	23/01/2020	
BH07060-X-7.30-ES-200123	BH07060	7.3	23/01/2020	

Chem_Group	ChemName	output unit	EQL

**Environmental Standards Comments**

- #1:Water Supply (Water Quality) Regulations 2016.
- #2:Water Framework Directive (Standards and Classification) Directions (England and Wales) 2015.
- #3:Operational Targets and EQS. EA, April 2018
- #4:Water Framework Directive (Standards & Classification) Directions (England & Wales) 2015. Dissolved fraction.
- #5:Water Framework Directive (Standards & Classification) Directions (England & Wales) 2015. Dissolved fraction. Lowest criteria presented (<40mg/l of CaCO3). See 'further assessment' if criteria exceeded and hardness (CaCO3) data available.
- #6:Water Framework Directive (Standards and Classification) Directions (England and Wales) 2015. Dissolved Fraction. If hexavalent chromium (CrVI) data is available, a value of 4.7µg/l may be appropriate for the remaining trivalent chromium (CrIII).
- #7:Operational Targets and EQS. EA, April 2018. Dissolved fraction.
- #8:Water Framework Directive (Standards and Classification) Directions (England and Wales) 2015. Dissolved Fraction. If DOC >1mg/l then a higher criteria applies (3.76\*(2.677\*(DOC2+0.5))
- #9:Water Framework Directive (Standards & Classification) Directions (England & Wales) 2015. Dissolved & bioavailable (bio) fraction plus background. M-BAT tool to assess: <http://wfd.uk.org/resources/river-lakes-metal-bioavailability-assessment-tool-m-bat>
- #10:Water Framework Directive (Standards and Classification) Directions (England and Wales) 2015. Dissolved Fraction. MAC adopted in absence of AA value.
- #11:Guidelines for Drinking-water Quality, 4th Edition. WHO, 2011. Informal value.
- #12:Operational Targets and EQS. EA, April 2018.
- #13:Operational Targets and EQS. EA, April 2018. Lowest criteria presented (<200mg/l CaCO3). See 'further assessment' values if criteria exceeded and hardness (CaCO3) data available.
- #14:Guidelines for Drinking-water Quality, 4th Edition. WHO, 2011. Based on taste rather than a formal guideline.
- #15:Water Framework Directive (Standards and Classification) Directions (England and Wales) 2015. Indicator of 'good' status (90%ile) - Ammonia standard for lakes and rivers (total ammonia as nitrogen).
- #16:Operational Targets and EQS. EA, April 2018. Dissolved fraction. Lowest criteria presented (<50 mg/l CaCO3). See 'further assessment' values if criteria exceeded and hardness (CaCO3) data available.
- #17:Water Supply (Water Quality) Regulations 2016. As SO4.
- #18:US EPA Regional Screening Levels, May 2019. <https://www.epa.gov/risk/regional-screening-levels-rsls-generic-tables>
- #19:Operational Targets and EQS. EA, April 2018. Maximum Allowable Concentration (MAC) adopted in absence of Annual Average (AA) value.

**Legend**

36.2	Results exceeds GAC.
<50	Results MDL is greater than GAC.
-	Determinand has not been tested for.

**Notes**

A range is given where a determinand has been analysed for by more than one method.

				Field_ID	BH07062-X-0.05-ES-200121	BH07062-X-1.05-ES-200121	BH07062-X-11.90-ES-200129	BH07062-X-12.70-ES-200129	BH07062-X-2.00-ES-200128	BH07062-X-2.00-ES-200128		
				Location_Code	BH07062	BH07062	BH07062	BH07062	BH07062	BH07062		
				Sample_Death_Range	0.05	1.05	11.9	12.7	2	2		
				Sampled_Date_Time	21/01/2020	21/01/2020	29/01/2020	29/01/2020	28/01/2020	28/01/2020		
				Matrix_Description								
				UK Drinking Water Standards								
				UK Estuaries and coastal waters EQS								
				UK Freshwater EQS								
Chem_Group	ChemName	output unit	EQL									
Metals	Antimony	µg/L	1	5 <sup>#1</sup>			1	<1	3	4	-	5
	Arsenic	µg/L	0.5	10 <sup>#1</sup>	25 <sup>#2</sup>	50 <sup>#2</sup>	<1	1	5	15	-	7
	Boron	µg/L	10	1000 <sup>#1</sup>	7000 <sup>#3</sup>	2000 <sup>#3</sup>	230	290	1580	940	-	220
	Cadmium	µg/L	0.02	5 <sup>#1</sup>	0.2 <sup>#4</sup>	0.08 <sup>#5</sup>	<0.02	<0.02	<0.02	0.05	-	<0.02
	Chromium (hexavalent)	µg/L	3		0.6 <sup>#4</sup>	3.4 <sup>#4</sup>	<3	<3	<3	-	-	<3
	Chromium	µg/L	1	50 <sup>#1</sup>	0.6 <sup>#4</sup>	3.4 <sup>#6</sup>	<1	<1	<1	<1	-	<1
	Chromium (Trivalent)	µg/L	3			4.7 <sup>#4</sup>	<3	<3	<3	<3	-	<3
	Cobalt	µg/L	0.5		3 <sup>#7</sup>	3 <sup>#7</sup>	<1	<1	<1	<1	-	<1
	Copper	µg/L	0.3	2000 <sup>#1</sup>	3.78 <sup>#8</sup>	1(bio) <sup>#9</sup>	3	<1	<1	<1	-	<1
	Lead	µg/L	0.2	10 <sup>#1</sup>	1.3 <sup>#4</sup>	1.2(bio) <sup>#9</sup>	<1	<1	<1	<1	-	11
	Mercury	µg/L	0.01	1 <sup>#1</sup>	0.07(MAC) <sup>#10</sup>	0.07(MAC) <sup>#10</sup>	<0.03	<0.03	<0.03	<0.03	-	<0.03
	Molybdenum	µg/L	1	70 <sup>#11</sup>			3	11	104	32	-	46
	Nickel	µg/L	0.4	20 <sup>#1</sup>	8.6 <sup>#4</sup>	4(bio) <sup>#9</sup>	2	3	1	1	-	2
	Selenium	µg/L	1	10 <sup>#1</sup>			3	3	8	<1	-	7
	Vanadium	µg/L	1		100 <sup>#12</sup>	20 <sup>#13</sup>	2	<1	20	42	-	16
Zinc	µg/L	1	3000 <sup>#14</sup>		10.9(bio) <sup>#9</sup>	<2	<2	2	<2	-	<2	
Inorganics	Available Phosphate	mg/l	6				-	-	-	-	-	-
	Available Phosphorus	mg/l	2				-	-	-	-	-	-
	Ammoniacal Nitrogen as N	mg/L	0.002		0.02 <sup>#2</sup>	0.6 <sup>#15</sup>	0.05	1.3	12.6	13.7	1.1	1.1
	Calcium	mg/L	0.2				133	100	29	26	-	288
	Chloride	mg/L	1	250 <sup>#1</sup>			3	19	1290	1410	-	25
	Cyanide (Free)	µg/L	2.5	50 <sup>#1</sup>	1 <sup>#2</sup>	250 <sup>#3</sup>	<20	<20	<20	<20	-	<20
	Cyanide Total	µg/L	5	50 <sup>#1</sup>	1 <sup>#2</sup>	1 <sup>#2</sup>	<20	<20	<20	<20	-	<20
	cyanides-complex	µg/L	5	50 <sup>#1</sup>	1 <sup>#2</sup>	1 <sup>#2</sup>	-	-	-	-	-	-
	Fluoride	µg/L	100	1500 <sup>#1</sup>	5000 <sup>#7</sup>	1000 <sup>#16</sup>	700	300	300	600	-	1100
	Magnesium	mg/L	0.036				28	38	51	46	-	3
	Potassium	mg/L	0.2				19	32	84	92	-	22
Sodium	mg/L	0.076		200 <sup>#1</sup>		12	84	887	904	-	63	
Sulphate	mg/L	2	250(SO4) <sup>#17</sup>		400 <sup>#3</sup>	367	484	130	181	-	750	
Phenolics	Xylenols	µg/L	0.5				-	-	-	-	-	-
	Trimethylphenols	µg/L	0.5				<0.5	<0.5	<0.5	<0.5	-	<0.5
	Cresol Total	µg/L	0.5				<0.5	<0.5	<0.5	<0.5	-	2
	Dimethylphenols	µg/L	0.5				<0.5	<0.5	<0.5	<0.5	-	<0.5
	Phenol	µg/L	0.5	5800 <sup>#18</sup>	7.7 <sup>#2</sup>	7.7 <sup>#2</sup>	<0.5	<0.5	2.8	<0.5	-	3.1
Phenols Monohydric	µg/L	0.5				<0.5	<0.5	-	-	-	-	
Other	Temperature	°C					-	-	-	-	-	-
	Conductivity @ 25oC	mS/cm	0.01				0.867	1.14	4.82	5.32	-	1.37
	Conductivity @ 20oC	µS/cm	14				-	-	-	-	-	-
	pH (Lab)	pH Units	1	6.5-9.5 <sup>#1</sup>	6-8.5(MAC) <sup>#19</sup>	6-9(MAC) <sup>#19</sup>	7.7	7.8	7.8	8.2	-	9.2

Field_ID	Location_Code	Sample_Depth_Range	Sampled_Date_Time	Matrix_Description
BH07062-X-0.05-ES-200121	BH07062	0.05	21/01/2020	UK Drinking Water Standards
BH07062-X-1.05-ES-200121	BH07062	1.05	21/01/2020	UK Estuaries and coastal waters EQS
BH07062-X-11.90-ES-200129	BH07062	11.9	29/01/2020	UK Freshwater EQS
BH07062-X-12.70-ES-200129	BH07062	12.7	29/01/2020	
BH07062-X-2.00-ES-200128	BH07062	2	28/01/2020	
BH07062-X-2.00-ES-200128	BH07062	2	28/01/2020	

Chem_Group	ChemName	output unit	EQL

**Environmental Standards Comments**

- #1:Water Supply (Water Quality) Regulations 2016.
- #2:Water Framework Directive (Standards and Classification) Directions (England and Wales) 2015.
- #3:Operational Targets and EQS. EA, April 2018
- #4:Water Framework Directive (Standards & Classification) Directions (England & Wales) 2015. Dissolved fraction.
- #5:Water Framework Directive (Standards & Classification) Directions (England & Wales) 2015. Dissolved fraction. Lowest criteria presented (<40mg/l of CaCO3). See 'further assessment' if criteria exceeded and hardness (CaCO3) data available.
- #6:Water Framework Directive (Standards and Classification) Directions (England and Wales) 2015. Dissolved Fraction. If hexavalent chromium (CrVI) data is available, a value of 4.7µg/l may be appropriate for the remaining trivalent chromium (CrIII).
- #7:Operational Targets and EQS. EA, April 2018. Dissolved fraction.
- #8:Water Framework Directive (Standards and Classification) Directions (England and Wales) 2015. Dissolved Fraction. If DOC >1mg/l then a higher criteria applies (3.76\*(2.677\*(DOC2+0.5))
- #9:Water Framework Directive (Standards & Classification) Directions (England & Wales) 2015. Dissolved & bioavailable (bio) fraction plus background. M-BAT tool to assess: <http://wfd.uk.org/resources/river-lakes-metal-bioavailability-assessment-tool-m-bat>
- #10:Water Framework Directive (Standards and Classification) Directions (England and Wales) 2015. Dissolved Fraction. MAC adopted in absence of AA value.
- #11:Guidelines for Drinking-water Quality, 4th Edition. WHO, 2011. Informal value.
- #12:Operational Targets and EQS. EA, April 2018.
- #13:Operational Targets and EQS. EA, April 2018. Lowest criteria presented (<200mg/l CaCO3). See 'further assessment' values if criteria exceeded and hardness (CaCO3) data available.
- #14:Guidelines for Drinking-water Quality, 4th Edition. WHO, 2011. Based on taste rather than a formal guideline.
- #15:Water Framework Directive (Standards and Classification) Directions (England and Wales) 2015. Indicator of 'good' status (90%ile) - Ammonia standard for lakes and rivers (total ammonia as nitrogen).
- #16:Operational Targets and EQS. EA, April 2018. Dissolved fraction. Lowest criteria presented (<50 mg/l CaCO3). See 'further assessment' values if criteria exceeded and hardness (CaCO3) data available.
- #17:Water Supply (Water Quality) Regulations 2016. As SO4.
- #18:US EPA Regional Screening Levels, May 2019. <https://www.epa.gov/risk/regional-screening-levels-rsls-generic-tables>
- #19:Operational Targets and EQS. EA, April 2018. Maximum Allowable Concentration (MAC) adopted in absence of Annual Average (AA) value.

**Legend**

36.2	Results exceeds GAC.
<50	Results MDL is greater than GAC.
-	Determinand has not been tested for.

**Notes**

A range is given where a determinand has been analysed for by more than one method.

				Field_ID	BH07062-X-2.70-ES-200128	BH07062-X-2.70-ES-200128	BH07062-X-3.40-ES-200128	BH07062-X-3.40-ES-200128	BH07062-X-4.10-ES-200128	BH07062-X-4.10-ES-200128
				Location_Code	BH07062	BH07062	BH07062	BH07062	BH07062	BH07062
				Sample_Death_Range	2.7	2.7	3.4	3.4	4.1	4.1
				Sampled_Date_Time	28/01/2020	28/01/2020	28/01/2020	28/01/2020	28/01/2020	28/01/2020
				Matrix_Description						
				UK Drinking Water Standards						
				UK Estuaries and coastal waters EQS						
				UK Freshwater EQS						
Chem_Group	ChemName	output unit	EQL							
Metals	Antimony	µg/L	1	5 <sup>#1</sup>	-	14	-	6	-	30
	Arsenic	µg/L	0.5	10 <sup>#1</sup>	25 <sup>#2</sup>	3	-	5	-	3
	Boron	µg/L	10	1000 <sup>#1</sup>	7000 <sup>#3</sup>	170	-	180	-	520
	Cadmium	µg/L	0.02	5 <sup>#1</sup>	0.2 <sup>#4</sup>	0.08 <sup>#5</sup>	-	0.04	-	0.05
	Chromium (hexavalent)	µg/L	3		0.6 <sup>#4</sup>	3.4 <sup>#4</sup>	-	<3	-	<3
	Chromium	µg/L	1	50 <sup>#1</sup>	0.6 <sup>#4</sup>	3.4 <sup>#6</sup>	-	<1	-	<1
	Chromium (Trivalent)	µg/L	3		4.7 <sup>#4</sup>	4.7 <sup>#4</sup>	-	<3	-	<3
	Cobalt	µg/L	0.5		3 <sup>#7</sup>	3 <sup>#7</sup>	-	<1	-	2
	Copper	µg/L	0.3	2000 <sup>#1</sup>	3.78 <sup>#8</sup>	1(bio) <sup>#9</sup>	-	<1	-	8
	Lead	µg/L	0.2	10 <sup>#1</sup>	1.3 <sup>#4</sup>	1.2(bio) <sup>#9</sup>	-	<1	-	6
	Mercury	µg/L	0.01	1 <sup>#1</sup>	0.07(MAC) <sup>#10</sup>	0.07(MAC) <sup>#10</sup>	-	<0.03	-	0.76
	Molybdenum	µg/L	1	70 <sup>#11</sup>		25	-	31	-	102
	Nickel	µg/L	0.4	20 <sup>#1</sup>	8.6 <sup>#4</sup>	4(bio) <sup>#9</sup>	-	3	-	4
	Selenium	µg/L	1	10 <sup>#1</sup>		6	-	18	-	11
	Vanadium	µg/L	1		100 <sup>#12</sup>	20 <sup>#13</sup>	-	7	-	6
	Zinc	µg/L	1	3000 <sup>#14</sup>		10.9(bio) <sup>#9</sup>	-	<2	-	97
Inorganics	Available Phosphate	mg/l	6			-	-	-	-	-
	Available Phosphorus	mg/l	2			-	-	-	-	-
	Ammoniacal Nitrogen as N	mg/L	0.002		0.02 <sup>#2</sup>	0.6 <sup>#15</sup>	0.4	0.4	0.6	4
	Calcium	mg/L	0.2			106	-	246	-	345
	Chloride	mg/L	1	250 <sup>#1</sup>		250 <sup>#3</sup>	-	75	-	51
	Cyanide (Free)	µg/L	2.5	50 <sup>#1</sup>	1 <sup>#2</sup>	1 <sup>#2</sup>	-	<20	-	<20
	Cyanide Total	µg/L	5	50 <sup>#1</sup>	1 <sup>#2</sup>	1 <sup>#2</sup>	-	<20	-	<20
	cyanides-complex	µg/L	5	50 <sup>#1</sup>	1 <sup>#2</sup>	1 <sup>#2</sup>	-	-	-	-
	Fluoride	µg/L	100	1500 <sup>#1</sup>		5000 <sup>#7</sup>	1000	1000	1000	300
	Magnesium	mg/L	0.036				15	-	8	24
	Potassium	mg/L	0.2				19	-	37	52
Sodium	mg/L	0.076		200 <sup>#1</sup>		116	-	157	153	
Sulphate	mg/L	2	250(SO4) <sup>#17</sup>		400 <sup>#3</sup>	442	854	854	1090	
Phenolics	Xylenols	µg/L	0.5			-	-	-	-	-
	Trimethylphenols	µg/L	0.5			<0.5	-	3.7	-	<0.5
	Cresol Total	µg/L	0.5			<0.5	-	<0.5	-	<0.5
	Dimethylphenols	µg/L	0.5			<0.5	-	1.7	-	<0.5
	Phenol	µg/L	0.5	5800 <sup>#18</sup>	7.7 <sup>#2</sup>	7.7 <sup>#2</sup>	1.1	1.2	1.2	1.8
Phenols Monohydric	µg/L	0.5				-	-	-	-	
Other	Temperature	°C				-	-	-	-	-
	Conductivity @ 25oC	mS/cm	0.01			1.13	-	1.71	-	2.07
	Conductivity @ 20oC	µS/cm	14			-	-	-	-	-
	pH (Lab)	pH Units	1	6.5-9.5 <sup>#1</sup>	6-8.5(MAC) <sup>#19</sup>	6-9(MAC) <sup>#19</sup>	8.4	-	8.4	-

Field_ID	Location_Code	Sample_Depth_Range	Sampled_Date_Time	Matrix_Description
BH07062-X-2.70-ES-200128	BH07062	2.7	28/01/2020	UK Drinking Water Standards
BH07062-X-2.70-ES-200128	BH07062	2.7	28/01/2020	UK Estuaries and coastal waters EQS
BH07062-X-3.40-ES-200128	BH07062	3.4	28/01/2020	UK Freshwater EQS
BH07062-X-3.40-ES-200128	BH07062	3.4	28/01/2020	
BH07062-X-4.10-ES-200128	BH07062	4.1	28/01/2020	
BH07062-X-4.10-ES-200128	BH07062	4.1	28/01/2020	

Chem_Group	ChemName	output unit	EQL

**Environmental Standards Comments**

- #1:Water Supply (Water Quality) Regulations 2016.
- #2:Water Framework Directive (Standards and Classification) Directions (England and Wales) 2015.
- #3:Operational Targets and EQS. EA, April 2018
- #4:Water Framework Directive (Standards & Classification) Directions (England & Wales) 2015. Dissolved fraction.
- #5:Water Framework Directive (Standards & Classification) Directions (England & Wales) 2015. Dissolved fraction. Lowest criteria presented (<40mg/l of CaCO3). See 'further assessment' if criteria exceeded and hardness (CaCO3) data available.
- #6:Water Framework Directive (Standards and Classification) Directions (England and Wales) 2015. Dissolved Fraction. If hexavalent chromium (CrVI) data is available, a value of 4.7µg/l may be appropriate for the remaining trivalent chromium (CrIII).
- #7:Operational Targets and EQS. EA, April 2018. Dissolved fraction.
- #8:Water Framework Directive (Standards and Classification) Directions (England and Wales) 2015. Dissolved Fraction. If DOC >1mg/l then a higher criteria applies (3.76\*(2.677\*(DOC2+0.5))
- #9:Water Framework Directive (Standards & Classification) Directions (England & Wales) 2015. Dissolved & bioavailable (bio) fraction plus background. M-BAT tool to assess: <http://wfd.uk.org/resources/river-lakes-metal-bioavailability-assessment-tool-m-bat>
- #10:Water Framework Directive (Standards and Classification) Directions (England and Wales) 2015. Dissolved Fraction. MAC adopted in absence of AA value.
- #11:Guidelines for Drinking-water Quality, 4th Edition. WHO, 2011. Informal value.
- #12:Operational Targets and EQS. EA, April 2018.
- #13:Operational Targets and EQS. EA, April 2018. Lowest criteria presented (<200mg/l CaCO3). See 'further assessment' values if criteria exceeded and hardness (CaCO3) data available.
- #14:Guidelines for Drinking-water Quality, 4th Edition. WHO, 2011. Based on taste rather than a formal guideline.
- #15:Water Framework Directive (Standards and Classification) Directions (England and Wales) 2015. Indicator of 'good' status (90%ile) - Ammonia standard for lakes and rivers (total ammonia as nitrogen).
- #16:Operational Targets and EQS. EA, April 2018. Dissolved fraction. Lowest criteria presented (<50 mg/l CaCO3). See 'further assessment' values if criteria exceeded and hardness (CaCO3) data available.
- #17:Water Supply (Water Quality) Regulations 2016. As SO4.
- #18:US EPA Regional Screening Levels, May 2019. <https://www.epa.gov/risk/regional-screening-levels-rsls-generic-tables>
- #19:Operational Targets and EQS. EA, April 2018. Maximum Allowable Concentration (MAC) adopted in absence of Annual Average (AA) value.

**Legend**

36.2	Results exceeds GAC.
<50	Results MDL is greater than GAC.
-	Determinand has not been tested for.

**Notes**

A range is given where a determinand has been analysed for by more than one method.



				Field_ID	BH07062-X-5.10-ES-200128	BH07062-X-5.10-ES-200128	BH07062-X-6.10-ES-200128	BH07062-X-6.10-ES-200128	BH07062-X-6.40-ES-200128	BH07062-X-6.40-ES-200128
				Location_Code	BH07062	BH07062	BH07062	BH07062	BH07062	BH07062
				Sample_Death_Range	5.1	5.1	6.1	6.1	6.4	6.4
				Sampled_Date_Time	28/01/2020	28/01/2020	28/01/2020	28/01/2020	28/01/2020	28/01/2020
				Matrix_Description						
				UK Drinking Water Standards						
				UK Estuaries and coastal waters EQS						
				UK Freshwater EQS						
Chem_Group	ChemName	output unit	EQI							
Metals	Antimony	µg/L	1	5 <sup>#1</sup>	-	6	-	6	-	<10
	Arsenic	µg/L	0.5	10 <sup>#1</sup>	25 <sup>#2</sup>	5	-	11	-	<10
	Boron	µg/L	10	1000 <sup>#1</sup>	7000 <sup>#3</sup>	430	-	2560	-	3080
	Cadmium	µg/L	0.02	5 <sup>#1</sup>	0.2 <sup>#4</sup>	0.03	-	0.11	-	1.64
	Chromium (hexavalent)	µg/L	3		0.6 <sup>#4</sup>	-	<3	<3	-	<3
	Chromium	µg/L	1	50 <sup>#1</sup>	0.6 <sup>#4</sup>	-	2	<1	-	<10
	Chromium (Trivalent)	µg/L	3		4.7 <sup>#4</sup>	-	<3	<3	-	<10
	Cobalt	µg/L	0.5		3 <sup>#7</sup>	-	<1	<1	-	<10
	Copper	µg/L	0.3	2000 <sup>#1</sup>	3.76 <sup>#8</sup>	-	45	-	-	<10
	Lead	µg/L	0.2	10 <sup>#1</sup>	1.3 <sup>#4</sup>	-	<1	<1	-	<10
	Mercury	µg/L	0.01	1 <sup>#1</sup>	0.07(MAC) <sup>#10</sup>	-	0.27	-	<0.03	<0.3
	Molybdenum	µg/L	1	70 <sup>#11</sup>		-	112	-	323	126
	Nickel	µg/L	0.4	20 <sup>#1</sup>	8.6 <sup>#4</sup>	-	10	-	3	17
	Selenium	µg/L	1	10 <sup>#1</sup>		-	3	-	<1	<10
	Vanadium	µg/L	1		100 <sup>#12</sup>	-	20 <sup>#13</sup>	-	2	<10
	Zinc	µg/L	1	3000 <sup>#14</sup>		-	2	-	<2	<20
Inorganics	Available Phosphate	mg/l	6		-	-	-	-	-	-
	Available Phosphorus	mg/l	2		-	-	-	-	-	-
	Ammoniacal Nitrogen as N	mg/L	0.002		0.02 <sup>#2</sup>	1.8	47.3	47.3	70.6	70.6
	Calcium	mg/L	0.2			-	775	-	94	6
	Chloride	mg/L	1	250 <sup>#1</sup>		-	119	-	95	126
	Cyanide (Free)	µg/L	2.5	50 <sup>#1</sup>	1 <sup>#2</sup>	-	<20	-	<20	30
	Cyanide Total	µg/L	5	50 <sup>#1</sup>	1 <sup>#2</sup>	-	20	-	<20	30
	cyanides-complex	µg/L	5	50 <sup>#1</sup>	1 <sup>#2</sup>	-	-	-	-	-
	Fluoride	µg/L	100	1500 <sup>#1</sup>	5000 <sup>#7</sup>	-	100	-	300	400
	Magnesium	mg/L	0.036			-	6	-	60	10
	Potassium	mg/L	0.2			-	16	-	97	67
Sodium	mg/L	0.076		200 <sup>#1</sup>	-	45	-	119	134	
Sulphate	mg/L	2	250(SO4) <sup>#17</sup>		-	400 <sup>#3</sup>	-	1650	679	
Phenolics	Xylenols	µg/L	0.5		-	-	-	-	-	-
	Trimethylphenols	µg/L	0.5		-	<0.5	-	<0.5	-	<0.5
	Cresol Total	µg/L	0.5		-	<0.5	-	<0.5	-	<0.5
	Dimethylphenols	µg/L	0.5		-	<0.5	-	<0.5	-	<0.5
	Phenol	µg/L	0.5	5800 <sup>#18</sup>	7.7 <sup>#2</sup>	-	2.4	-	2.6	9.1
	Phenols Monohydric	µg/L	0.5			-	-	-	-	-
Other	Temperature	°C			-	-	-	-	-	-
	Conductivity @ 25oC	mS/cm	0.01		-	2.61	-	1.87	-	1.36
	Conductivity @ 20oC	µS/cm	14		-	-	-	-	-	-
	pH (Lab)	pH Units	1	6.5-9.5 <sup>#1</sup>	6-8.5(MAC) <sup>#19</sup>	6-9(MAC) <sup>#19</sup>	8.9	-	8.1	-

Field_ID	BH07062-X-5.10-ES-200128	BH07062-X-5.10-ES-200128	BH07062-X-6.10-ES-200128	BH07062-X-6.10-ES-200128	BH07062-X-6.40-ES-200128	BH07062-X-6.40-ES-200128
Location_Code	BH07062	BH07062	BH07062	BH07062	BH07062	BH07062
Sample_Depth_Range	5.1	5.1	6.1	6.1	6.4	6.4
Sampled_Date_Time	28/01/2020	28/01/2020	28/01/2020	28/01/2020	28/01/2020	28/01/2020
Matrix_Description						

UK Drinking Water Standards UK Estuaries and coastal waters EQS UK Freshwater EQS

Chem_Group	ChemName	output unit	EQL
------------	----------	-------------	-----

**Environmental Standards Comments**

- #1:Water Supply (Water Quality) Regulations 2016.
- #2:Water Framework Directive (Standards and Classification) Directions (England and Wales) 2015.
- #3:Operational Targets and EQS. EA, April 2018
- #4:Water Framework Directive (Standards & Classification) Directions (England & Wales) 2015. Dissolved fraction.
- #5:Water Framework Directive (Standards & Classification) Directions (England & Wales) 2015. Dissolved fraction. Lowest criteria presented (<40mg/l of CaCO3). See 'further assessment' if criteria exceeded and hardness (CaCO3) data available.
- #6:Water Framework Directive (Standards and Classification) Directions (England and Wales) 2015. Dissolved Fraction. If hexavalent chromium (CrVI) data is available, a value of 4.7µg/l may be appropriate for the remaining trivalent chromium (CrIII).
- #7:Operational Targets and EQS. EA, April 2018. Dissolved fraction.
- #8:Water Framework Directive (Standards and Classification) Directions (England and Wales) 2015. Dissolved Fraction. If DOC >1mg/l then a higher criteria applies (3.76\*(2.677\*(DOC2+0.5)))
- #9:Water Framework Directive (Standards & Classification) Directions (England & Wales) 2015. Dissolved & bioavailable (bio) fraction plus background. M-BAT tool to assess: <http://wfd.uk.org/resources/river-lakes-metal-bioavailability-assessment-tool-m-bat>
- #10:Water Framework Directive (Standards and Classification) Directions (England and Wales) 2015. Dissolved Fraction. MAC adopted in absence of AA value.
- #11:Guidelines for Drinking-water Quality, 4th Edition. WHO, 2011. Informal value.
- #12:Operational Targets and EQS. EA, April 2018.
- #13:Operational Targets and EQS. EA, April 2018. Lowest criteria presented (<200mg/l CaCO3). See 'further assessment' values if criteria exceeded and hardness (CaCO3) data available.
- #14:Guidelines for Drinking-water Quality, 4th Edition. WHO, 2011. Based on taste rather than a formal guideline.
- #15:Water Framework Directive (Standards and Classification) Directions (England and Wales) 2015. Indicator of 'good' status (90%ile) - Ammonia standard for lakes and rivers (total ammonia as nitrogen).
- #16:Operational Targets and EQS. EA, April 2018. Dissolved fraction. Lowest criteria presented (<50 mg/l CaCO3). See 'further assessment' values if criteria exceeded and hardness (CaCO3) data available.
- #17:Water Supply (Water Quality) Regulations 2016. As SO4.
- #18:US EPA Regional Screening Levels, May 2019. <https://www.epa.gov/risk/regional-screening-levels-rsls-generic-tables>
- #19:Operational Targets and EQS. EA, April 2018. Maximum Allowable Concentration (MAC) adopted in absence of Annual Average (AA) value.

**Legend**

36.2	Results exceeds GAC.
<50	Results MDL is greater than GAC.
-	Determinand has not been tested for.

**Notes**

A range is given where a determinand has been analysed for by more than one method.

				Field_ID	BH07062-X-7.40-ES-200129	BH07062-X-7.40-ES-200129	BH07062-X-7.40-ES32-200129	BH07062-X-7.40-ES32-200129	BH07062-X-8.40-ES-200129	BH07062-X-8.40-ES-200129
				Location_Code	BH07062	BH07062	BH07062	BH07062	BH07062	BH07062
				Sample_Death_Range	7.4	7.4	7.4	7.4	8.4	8.4
				Sampled_Date_Time	29/01/2020	29/01/2020	29/01/2020	29/01/2020	29/01/2020	29/01/2020
				Matrix_Description						
				UK Drinking Water Standards						
				UK Estuaries and coastal waters EQS						
				UK Freshwater EQS						
Chem_Group	ChemName	output unit	EQL							
Metals	Antimony	µg/L	1	5 <sup>#1</sup>	-	11	-	26	-	<10
	Arsenic	µg/L	0.5	10 <sup>#1</sup>	50 <sup>#2</sup>	26	-	14	-	22
	Boron	µg/L	10	1000 <sup>#1</sup>	7000 <sup>#3</sup>	3370	-	4420	-	2770
	Cadmium	µg/L	0.02	5 <sup>#1</sup>	0.2 <sup>#4</sup>	<0.2	-	<0.2	-	<0.2
	Chromium (hexavalent)	µg/L	3		0.6 <sup>#4</sup>	6	-	<3	-	<3
	Chromium	µg/L	1	50 <sup>#1</sup>	0.6 <sup>#4</sup>	18	-	34	-	11
	Chromium (Trivalent)	µg/L	3		4.7 <sup>#4</sup>	12	-	31	-	8
	Cobalt	µg/L	0.5		3 <sup>#7</sup>	17	-	<10	-	20
	Copper	µg/L	0.3	2000 <sup>#1</sup>	3.76 <sup>#8</sup>	<10	-	<10	-	<10
	Lead	µg/L	0.2	10 <sup>#1</sup>	1.3 <sup>#4</sup>	<10	-	34	-	<10
	Mercury	µg/L	0.01	1 <sup>#1</sup>	0.07(MAC) <sup>#10</sup>	0.07(MAC) <sup>#10</sup>	-	<0.3	-	<0.3
	Molybdenum	µg/L	1	70 <sup>#11</sup>		138	-	134	-	80
	Nickel	µg/L	0.4	20 <sup>#1</sup>	8.6 <sup>#4</sup>	49	-	87	-	46
	Selenium	µg/L	1	10 <sup>#1</sup>		<10	-	<10	-	<10
Vanadium	µg/L	1		100 <sup>#12</sup>	20 <sup>#13</sup>	-	35	-	22	
Zinc	µg/L	1	3000 <sup>#14</sup>		10.9(bio) <sup>#9</sup>	-	41	-	65	
Inorganics	Available Phosphate	mg/l	6		-	-	-	-	-	-
	Available Phosphorus	mg/l	2		-	-	-	-	-	-
	Ammoniacal Nitrogen as N	mg/L	0.002		0.02 <sup>#2</sup>	96	104	104	91.1	91.1
	Calcium	mg/L	0.2			3	-	5	-	10
	Chloride	mg/L	1	250 <sup>#1</sup>	250 <sup>#3</sup>	214	-	344	-	699
	Cyanide (Free)	µg/L	2.5	50 <sup>#1</sup>	1 <sup>#2</sup>	20	-	20	-	20
	Cyanide Total	µg/L	5	50 <sup>#1</sup>	1 <sup>#2</sup>	<20	-	<20	-	<20
	cyanides-complex	µg/L	5	50 <sup>#1</sup>	1 <sup>#2</sup>	-	-	-	-	-
	Fluoride	µg/L	100	1500 <sup>#1</sup>	5000 <sup>#7</sup>	600	-	600	-	400
	Magnesium	mg/L	0.036			8	-	8	-	19
Potassium	mg/L	0.2			107	-	125	-	114	
Sodium	mg/L	0.076		200 <sup>#1</sup>	193	-	304	-	448	
Sulphate	mg/L	2	250(SO4) <sup>#17</sup>	400 <sup>#3</sup>	57	-	103	-	79	
Phenolics	Xylenols	µg/L	0.5		-	-	-	-	-	-
	Trimethylphenols	µg/L	0.5		-	<0.5	-	<0.5	-	<0.5
	Cresol Total	µg/L	0.5		-	10.2	-	1.9	-	8
	Dimethylphenols	µg/L	0.5		-	<0.5	-	<0.5	-	<0.5
	Phenol	µg/L	0.5	5800 <sup>#18</sup>	7.7 <sup>#2</sup>	10.4	-	12.6	-	10.4
Phenols Monohydric	µg/L	0.5			-	-	-	-	-	
Other	Temperature	°C			-	-	-	-	-	-
	Conductivity @ 25oC	mS/cm	0.01		-	1.97	-	2.61	-	3.5
	Conductivity @ 20oC	µS/cm	14		-	-	-	-	-	-
	pH (Lab)	pH Units	1	6.5-9.5 <sup>#1</sup>	6-8.5(MAC) <sup>#19</sup>	6-9(MAC) <sup>#19</sup>	8.6	-	8.5	-

Field_ID	Location_Code	Sample_Depth_Range	Sampled_Date_Time	Matrix_Description
BH07062-X-7.40-ES-200129	BH07062	7.4	29/01/2020	UK Drinking Water Standards
BH07062-X-7.40-ES-200129	BH07062	7.4	29/01/2020	UK Estuaries and coastal waters EQS
BH07062-X-7.40-ES32-200129	BH07062	7.4	29/01/2020	UK Freshwater EQS
BH07062-X-7.40-ES32-200129	BH07062	7.4	29/01/2020	
BH07062-X-8.40-ES-200129	BH07062	8.4	29/01/2020	
BH07062-X-8.40-ES-200129	BH07062	8.4	29/01/2020	

Chem_Group	ChemName	output unit	EQL

**Environmental Standards Comments**

- #1:Water Supply (Water Quality) Regulations 2016.
- #2:Water Framework Directive (Standards and Classification) Directions (England and Wales) 2015.
- #3:Operational Targets and EQS. EA, April 2018
- #4:Water Framework Directive (Standards & Classification) Directions (England & Wales) 2015. Dissolved fraction.
- #5:Water Framework Directive (Standards & Classification) Directions (England & Wales) 2015. Dissolved fraction. Lowest criteria presented (<40mg/l of CaCO3). See 'further assessment' if criteria exceeded and hardness (CaCO3) data available.
- #6:Water Framework Directive (Standards and Classification) Directions (England and Wales) 2015. Dissolved Fraction. If hexavalent chromium (CrVI) data is available, a value of 4.7µg/l may be appropriate for the remaining trivalent chromium (CrIII).
- #7:Operational Targets and EQS. EA, April 2018. Dissolved fraction.
- #8:Water Framework Directive (Standards and Classification) Directions (England and Wales) 2015. Dissolved Fraction. If DOC >1mg/l then a higher criteria applies (3.76\*(2.677\*(DOC2+0.5))
- #9:Water Framework Directive (Standards & Classification) Directions (England & Wales) 2015. Dissolved & bioavailable (bio) fraction plus background. M-BAT tool to assess: <http://wfd.uk.org/resources/river-lakes-metal-bioavailability-assessment-tool-m-bat>
- #10:Water Framework Directive (Standards and Classification) Directions (England and Wales) 2015. Dissolved Fraction. MAC adopted in absence of AA value.
- #11:Guidelines for Drinking-water Quality, 4th Edition. WHO, 2011. Informal value.
- #12:Operational Targets and EQS. EA, April 2018.
- #13:Operational Targets and EQS. EA, April 2018. Lowest criteria presented (<200mg/l CaCO3). See 'further assessment' values if criteria exceeded and hardness (CaCO3) data available.
- #14:Guidelines for Drinking-water Quality, 4th Edition. WHO, 2011. Based on taste rather than a formal guideline.
- #15:Water Framework Directive (Standards and Classification) Directions (England and Wales) 2015. Indicator of 'good' status (90%ile) - Ammonia standard for lakes and rivers (total ammonia as nitrogen).
- #16:Operational Targets and EQS. EA, April 2018. Dissolved fraction. Lowest criteria presented (<50 mg/l CaCO3). See 'further assessment' values if criteria exceeded and hardness (CaCO3) data available.
- #17:Water Supply (Water Quality) Regulations 2016. As SO4.
- #18:US EPA Regional Screening Levels, May 2019. <https://www.epa.gov/risk/regional-screening-levels-rsls-generic-tables>
- #19:Operational Targets and EQS. EA, April 2018. Maximum Allowable Concentration (MAC) adopted in absence of Annual Average (AA) value.

**Legend**

36.2	Results exceeds GAC.
<50	Results MDL is greater than GAC.
-	Determinand has not been tested for.

**Notes**

A range is given where a determinand has been analysed for by more than one method.

				Field_ID	BH07062-X-8.60-ES-200129	BH07063-X-0.05-ES-200121	BH07063-X-0.05-ES-200121	BH07063-X-11.50-ES-200319	BH07063-X-19.25-ES-200320		
				Location_Code	BH07062	BH07063	BH07063	BH07063	BH07063		
				Sample_Depth Range	3.6	0.05	0.05	11.5	19.25		
				Sampled Date Time	29/01/2020	21/01/2020	21/01/2020	19/03/2020	20/03/2020		
				Matrix Description							
				UK Drinking Water Standards	UK Estuaries and coastal waters EQS	UK Freshwater EQS					
Chem_Group	ChemName	output unit	EQL								
Metals	Antimony	µg/L	1	5 <sup>#1</sup>			<10	1	1	2	2
	Arsenic	µg/L	0.5	10 <sup>#1</sup>	25 <sup>#2</sup>	50 <sup>#2</sup>	10	<1	<1	20	30
	Boron	µg/L	10	1000 <sup>#1</sup>	7000 <sup>#3</sup>	2000 <sup>#3</sup>	1220	250	240	1560	800
	Cadmium	µg/L	0.02	5 <sup>#1</sup>	0.2 <sup>#4</sup>	0.08 <sup>#5</sup>	<0.2	<0.02	0.03	<0.02	0.05
	Chromium (hexavalent)	µg/L	3		0.6 <sup>#4</sup>	3.4 <sup>#4</sup>	<3	<3	<3	<3	<3
	Chromium	µg/L	1	50 <sup>#1</sup>	0.6 <sup>#4</sup>	3.4 <sup>#6</sup>	<10	<1	<1	<1	<1
	Chromium (Trivalent)	µg/L	3			4.7 <sup>#4</sup>	<10	<3	<3	<3	<3
	Cobalt	µg/L	0.5		3 <sup>#7</sup>	3 <sup>#7</sup>	<10	<1	<1	<1	<1
	Copper	µg/L	0.3	2000 <sup>#1</sup>	3.76 <sup>#8</sup>	1(bio) <sup>#9</sup>	<10	3	3		
	Lead	µg/L	0.2	10 <sup>#1</sup>	1.3 <sup>#4</sup>	1.2(bio) <sup>#9</sup>	<10	<1	<1	<1	<1
	Mercury	µg/L	0.01	1 <sup>#1</sup>	0.07(MAC) <sup>#10</sup>	0.07(MAC) <sup>#10</sup>	<0.3	<0.03	<0.03	<0.03	<0.03
	Molybdenum	µg/L	1	70 <sup>#11</sup>			21	5	5	20	13
	Nickel	µg/L	0.4	20 <sup>#1</sup>	8.6 <sup>#4</sup>	4(bio) <sup>#9</sup>	19	2	2	1	<1
	Selenium	µg/L	1	10 <sup>#1</sup>				<10	5	4	<1
	Vanadium	µg/L	1		100 <sup>#12</sup>	20 <sup>#13</sup>	<10	1	1	17	11
Zinc	µg/L	1	3000 <sup>#14</sup>		10.9(bio) <sup>#9</sup>	<20	<2	<2	3	3	
Inorganics	Available Phosphate	mg/l	6				-	-	-	-	-
	Available Phosphorus	mg/l	2				-	-	-	-	-
	Ammoniacal Nitrogen as N	mg/L	0.002		0.02 <sup>#2</sup>	0.6 <sup>#15</sup>	45	0.06	0.06	8.4	17.2
	Calcium	mg/L	0.2				11	124	25	64	2660
	Chloride	mg/L	1	250 <sup>#1</sup>		250 <sup>#3</sup>	813	2	3	871	2660
	Cyanide (Free)	µg/L	2.5	50 <sup>#1</sup>	1 <sup>#2</sup>	1 <sup>#2</sup>	20	<20	<20	<20	<20
	Cyanide Total	µg/L	5	50 <sup>#1</sup>	1 <sup>#2</sup>	1 <sup>#2</sup>	20	<20	<20	<20	<20
	cyanides-complex	µg/L	5	50 <sup>#1</sup>	1 <sup>#2</sup>	1 <sup>#2</sup>	-	-	-	-	-
	Fluoride	µg/L	100	1500 <sup>#1</sup>	5000 <sup>#7</sup>	1000 <sup>#16</sup>	700	700	700	500	200
	Magnesium	mg/L	0.036				14	24	25	36	116
Potassium	mg/L	0.2				72	19	19	67	142	
Sodium	mg/L	0.076		200 <sup>#1</sup>		423	12	12	722	1830	
Sulphate	mg/L	2	250(SO4) <sup>#17</sup>		400 <sup>#3</sup>	34	343	355	59	7	
Phenolics	Xylenols	µg/L	0.5				-	-	-	-	-
	Trimethylphenols	µg/L	0.5				<0.5	<0.5	<0.5	<0.5	<0.5
	Cresol Total	µg/L	0.5				<0.5	<0.5	<0.5	<0.5	<0.5
	Dimethylphenols	µg/L	0.5				<0.5	<0.5	<0.5	<0.5	<0.5
	Phenol	µg/L	0.5	5800 <sup>#18</sup>	7.7 <sup>#2</sup>	7.7 <sup>#2</sup>	<0.5	3.7	<0.5	7.2	4.8
Phenols Monohydric	µg/L	0.5				<0.5	<0.5	<0.5	<0.5	<0.5	
Other	Temperature	°C					-	-	-	-	-
	Conductivity @ 25oC	mS/cm	0.01				2.77	0.821	0.859	3.76	9.06
	Conductivity @ 20oC	µS/cm	14				-	-	-	-	-
	pH (Lab)	pH Units	1	6.5-9.5 <sup>#1</sup>	6-8.5(MAC) <sup>#19</sup>	6-9(MAC) <sup>#19</sup>	8.4	7.7	7.6	8.4	8.2

Field_ID	BH07062-X-8.60-ES-200129	BH07063-X-0.05-ES-200121	BH07063-X-0.05-ES-200121	BH07063-X-11.50-ES-200319	BH07063-X-19.25-ES-200320
Location_Code	BH07062	BH07063	BH07063	BH07063	BH07063
Sample_Depth_Range	8.6	0.05	0.05	11.5	19.25
Sampled_Date_Time	29/01/2020	21/01/2020	21/01/2020	19/03/2020	20/03/2020
Matrix_Description	UK Drinking Water Standards	UK Estuaries and coastal waters EQS	UK Freshwater EQS		

Chem_Group	ChemName	output unit	EQL
------------	----------	-------------	-----

**Environmental Standards Comments**

- #1:Water Supply (Water Quality) Regulations 2016.
- #2:Water Framework Directive (Standards and Classification) Directions (England and Wales) 2015.
- #3:Operational Targets and EQS. EA, April 2018
- #4:Water Framework Directive (Standards & Classification) Directions (England & Wales) 2015. Dissolved fraction.
- #5:Water Framework Directive (Standards & Classification) Directions (England & Wales) 2015. Dissolved fraction. Lowest criteria presented (<40mg/l of CaCO3). See 'further assessment' if criteria exceeded and hardness (CaCO3) data available.
- #6:Water Framework Directive (Standards and Classification) Directions (England and Wales) 2015. Dissolved Fraction. If hexavalent chromium (CrVI) data is available, a value of 4.7µg/l may be appropriate for the remaining trivalent chromium (CrIII).
- #7:Operational Targets and EQS. EA, April 2018. Dissolved fraction.
- #8:Water Framework Directive (Standards and Classification) Directions (England and Wales) 2015. Dissolved Fraction. If DOC >1mg/l then a higher criteria applies (3.76\*(2.677\*(DOC2+0.5))
- #9:Water Framework Directive (Standards & Classification) Directions (England & Wales) 2015. Dissolved & bioavailable (bio) fraction plus background. M-BAT tool to assess: <http://wfd.uk.org/resources/river-lakes-metal-bioavailability-assessment-tool-m-bat>
- #10:Water Framework Directive (Standards and Classification) Directions (England and Wales) 2015. Dissolved Fraction. MAC adopted in absence of AA value.
- #11:Guidelines for Drinking-water Quality, 4th Edition. WHO, 2011. Informal value.
- #12:Operational Targets and EQS. EA, April 2018.
- #13:Operational Targets and EQS. EA, April 2018. Lowest criteria presented (<200mg/l CaCO3). See 'further assessment' values if criteria exceeded and hardness (CaCO3) data available.
- #14:Guidelines for Drinking-water Quality, 4th Edition. WHO, 2011. Based on taste rather than a formal guideline.
- #15:Water Framework Directive (Standards and Classification) Directions (England and Wales) 2015. Indicator of 'good' status (90%ile) - Ammonia standard for lakes and rivers (total ammonia as nitrogen).
- #16:Operational Targets and EQS. EA, April 2018. Dissolved fraction. Lowest criteria presented (<50 mg/l CaCO3). See 'further assessment' values if criteria exceeded and hardness (CaCO3) data available.
- #17:Water Supply (Water Quality) Regulations 2016. As SO4.
- #18:US EPA Regional Screening Levels, May 2019. <https://www.epa.gov/risk/regional-screening-levels-rsls-generic-tables>
- #19:Operational Targets and EQS. EA, April 2018. Maximum Allowable Concentration (MAC) adopted in absence of Annual Average (AA) value.

**Legend**

36.2	Results exceeds GAC.
<50	Results MDL is greater than GAC.
-	Determinand has not been tested for.

**Notes**

A range is given where a determinand has been analysed for by more than one method.

		Field_ID	BH07063-X-19.25-ES74-200320	BH07063-X-2.00-ES-200317	BH07063-X-2.00-ES-200317	BH07063-X-26.10-ES-200428	BH07063-X-28.30-ES-200429			
		Location_Code	BH07063	BH07063	BH07063	BH07063	BH07063			
		Sample_Dept	19.25	2	2	26.1	28.3			
		Sampled_Date_Time	20/03/2020	17/03/2020	17/03/2020	28/04/2020	29/04/2020			
		Matrix_Description								
		UK Drinking Water Standards	UK Estuaries and coastal waters EQS	UK Freshwater EQS						
Chem_Group	ChemName	output unit	EQL							
Metals	Antimony	µg/L	5 <sup>#1</sup>		5	-	6	34	6	
	Arsenic	µg/L	0.5	10 <sup>#1</sup>	21	-	13	13	<1	
	Boron	µg/L	10	1000 <sup>#1</sup>	860	-	360	240	130	
	Cadmium	µg/L	0.02	5 <sup>#1</sup>	0.02	-	<0.02	<0.02	<0.02	
	Chromium (hexavalent)	µg/L	3	0.6 <sup>#4</sup>	3.4 <sup>#4</sup>	<3	-	<3	<3	
	Chromium	µg/L	1	50 <sup>#1</sup>	3.4 <sup>#6</sup>	<1	-	3	<1	
	Chromium (Trivalent)	µg/L	3		4.7 <sup>#4</sup>	<3	-	3	<3	
	Cobalt	µg/L	0.5		3 <sup>#7</sup>	<1	-	<1	<1	
	Copper	µg/L	0.3	2000 <sup>#1</sup>	3.76 <sup>#8</sup>	<1	-	31	8	<1
	Lead	µg/L	0.2	10 <sup>#1</sup>	1.3 <sup>#4</sup>	<1	-	4	3	
	Mercury	µg/L	0.01	1 <sup>#1</sup>	0.07(MAC) <sup>#10</sup>	<0.03	-	<0.03	<0.03	
	Molybdenum	µg/L	1	70 <sup>#11</sup>	24	-	42	8	8	
	Nickel	µg/L	0.4	20 <sup>#1</sup>	8.6 <sup>#4</sup>	1	-	5	<1	4
	Selenium	µg/L	1	10 <sup>#1</sup>	20 <sup>#13</sup>	<1	-	4	2	<1
	Vanadium	µg/L	1		100 <sup>#12</sup>	20	-	64	30	2
	Zinc	µg/L	1	3000 <sup>#14</sup>	10.9(bio) <sup>#9</sup>	8	-	4	3	3
Inorganics	Available Phosphate	mg/l	6		-	-	-	-	-	
	Available Phosphorus	mg/l	2		-	-	-	-	-	
	Ammoniacal Nitrogen as N	mg/L	0.002		0.02 <sup>#2</sup>	19.8	27.2	2.9	2.5	2.1
	Calcium	mg/L	0.2		83	-	280	61	36	
	Chloride	mg/L	1	250 <sup>#1</sup>	250 <sup>#3</sup>	3260	-	50	337	421
	Cyanide (Free)	µg/L	2.5	50 <sup>#1</sup>	1 <sup>#2</sup>	<20	-	<20	<20	<20
	Cyanide Total	µg/L	5	50 <sup>#1</sup>	1 <sup>#2</sup>	<20	-	30	<20	<20
	cyanides-complex	µg/L	5	50 <sup>#1</sup>	1 <sup>#2</sup>	-	-	-	-	-
	Fluoride	µg/L	100	1500 <sup>#1</sup>	5000 <sup>#7</sup>	200	-	1500	500	500
	Magnesium	mg/L	0.036			155	-	<1	9	20
Potassium	mg/L	0.2			158	-	18	22	20	
Sodium	mg/L	0.076			2140	-	63	212	244	
Sulphate	mg/L	2	250(SO4) <sup>#17</sup>	400 <sup>#3</sup>	17	-	664	178	30	
Phenolics	Xylenols	µg/L	0.5		-	-	-	-	-	
	Trimethylphenols	µg/L	0.5		<0.5	-	<0.5	<0.5	<0.5	
	Cresol Total	µg/L	0.5		<0.5	-	1.6	<0.5	<0.5	
	Dimethylphenols	µg/L	0.5		<0.5	-	1.4	<0.5	<0.5	
	Phenol	µg/L	0.5	5800 <sup>#18</sup>	7.7 <sup>#2</sup>	1.4	-	13.7	17.1	12
Phenols Monohydric	µg/L	0.5								
Other	Temperature	°C			-	-	-	-	-	
	Conductivity @ 25oC	mS/cm	0.01		10.8	-	1.41	1.51	1.66	
	Conductivity @ 20oC	µS/cm	14		-	-	-	-	-	
	pH (Lab)	pH Units	1	6.5-9.5 <sup>#1</sup>	6-8.5(MAC) <sup>#19</sup>	6-9(MAC) <sup>#19</sup>	8.2	-	9.6	9.2

Field_ID	BH07063-X-19.25-ES74-200320	BH07063-X-2.00-ES-200317	BH07063-X-2.00-ES-200317	BH07063-X-26.10-ES-200428	BH07063-X-28.30-ES-200429
Location_Code	BH07063	BH07063	BH07063	BH07063	BH07063
Sample_Depth_Range	19.25	2	2	26.1	28.3
Sampled_Date_Time	20/03/2020	17/03/2020	17/03/2020	28/04/2020	29/04/2020
Matrix_Description	UK Drinking Water Standards	UK Estuaries and coastal waters EQS	UK Freshwater EQS		

Chem_Group	ChemName	output unit	EQL
------------	----------	-------------	-----

**Environmental Standards Comments**

- #1:Water Supply (Water Quality) Regulations 2016.
- #2:Water Framework Directive (Standards and Classification) Directions (England and Wales) 2015.
- #3:Operational Targets and EQS. EA, April 2018
- #4:Water Framework Directive (Standards & Classification) Directions (England & Wales) 2015. Dissolved fraction.
- #5:Water Framework Directive (Standards & Classification) Directions (England & Wales) 2015. Dissolved fraction. Lowest criteria presented (<40mg/l of CaCO3). See 'further assessment' if criteria exceeded and hardness (CaCO3) data available.
- #6:Water Framework Directive (Standards and Classification) Directions (England and Wales) 2015. Dissolved Fraction. If hexavalent chromium (CrVI) data is available, a value of 4.7µg/l may be appropriate for the remaining trivalent chromium (CrIII).
- #7:Operational Targets and EQS. EA, April 2018. Dissolved fraction.
- #8:Water Framework Directive (Standards and Classification) Directions (England and Wales) 2015. Dissolved Fraction. If DOC >1mg/l then a higher criteria applies (3.76\*(2.677\*(DOC2+0.5))
- #9:Water Framework Directive (Standards & Classification) Directions (England & Wales) 2015. Dissolved & bioavailable (bio) fraction plus background. M-BAT tool to assess: <http://wfd.uk.org/resources/river-lakes-metal-bioavailability-assessment-tool-m-bat>
- #10:Water Framework Directive (Standards and Classification) Directions (England and Wales) 2015. Dissolved Fraction. MAC adopted in absence of AA value.
- #11:Guidelines for Drinking-water Quality, 4th Edition. WHO, 2011. Informal value.
- #12:Operational Targets and EQS. EA, April 2018.
- #13:Operational Targets and EQS. EA, April 2018. Lowest criteria presented (<200mg/l CaCO3). See 'further assessment' values if criteria exceeded and hardness (CaCO3) data available.
- #14:Guidelines for Drinking-water Quality, 4th Edition. WHO, 2011. Based on taste rather than a formal guideline.
- #15:Water Framework Directive (Standards and Classification) Directions (England and Wales) 2015. Indicator of 'good' status (90%ile) - Ammonia standard for lakes and rivers (total ammonia as nitrogen).
- #16:Operational Targets and EQS. EA, April 2018. Dissolved fraction. Lowest criteria presented (<50 mg/l CaCO3). See 'further assessment' values if criteria exceeded and hardness (CaCO3) data available.
- #17:Water Supply (Water Quality) Regulations 2016. As SO4.
- #18:US EPA Regional Screening Levels, May 2019. <https://www.epa.gov/risk/regional-screening-levels-rsls-generic-tables>
- #19:Operational Targets and EQS. EA, April 2018. Maximum Allowable Concentration (MAC) adopted in absence of Annual Average (AA) value.

**Legend**

36.2	Results exceeds GAC.
<50	Results MDL is greater than GAC.
-	Determinand has not been tested for.

**Notes**

A range is given where a determinand has been analysed for by more than one method.



				Field_ID	BH07063-X-3.00-ES-200317	BH07063-X-3.00-ES-200317	BH07063-X-4.00-ES-200317	BH07063-X-4.00-ES-200317	BH07063-X-5.00-ES-200317	BH07063-X-5.00-ES-200317		
				Location_Code	BH07063	BH07063	BH07063	BH07063	BH07063	BH07063		
				Sample_Death_Range	3	3	4	4	5	5		
				Sampled_Date_Time	17/03/2020	17/03/2020	17/03/2020	17/03/2020	17/03/2020	17/03/2020		
				Matrix_Description								
				UK Drinking Water Standards								
				UK Estuaries and coastal waters EQS								
				UK Freshwater EQS								
Chem_Group	ChemName	output unit	EQL									
Metals	Antimony	µg/L	1	5 <sup>#1</sup>	-	3	-	2	-	13		
	Arsenic	µg/L	0.5	10 <sup>#1</sup>	25 <sup>#2</sup>	50 <sup>#2</sup>	-	4	-	2		
	Boron	µg/L	10	1000 <sup>#1</sup>	7000 <sup>#3</sup>	2000 <sup>#3</sup>	-	230	-	1950		
	Cadmium	µg/L	0.02	5 <sup>#1</sup>	0.2 <sup>#4</sup>	0.08 <sup>#5</sup>	-	0.09	-	0.72		
	Chromium (hexavalent)	µg/L	3		0.6 <sup>#4</sup>	3.4 <sup>#4</sup>	-	<3	-	<3		
	Chromium	µg/L	1	50 <sup>#1</sup>	0.6 <sup>#4</sup>	3.4 <sup>#6</sup>	-	<1	-	<1		
	Chromium (Trivalent)	µg/L	3			4.7 <sup>#4</sup>	-	<3	-	<3		
	Cobalt	µg/L	0.5			3 <sup>#7</sup>	-	<1	-	16		
	Copper	µg/L	0.3	2000 <sup>#1</sup>	3.78 <sup>#8</sup>	1(bio) <sup>#9</sup>	-	<1	-	50		
	Lead	µg/L	0.2	10 <sup>#1</sup>	1.3 <sup>#4</sup>	1.2(bio) <sup>#9</sup>	-	<1	-	6		
	Mercury	µg/L	0.01	1 <sup>#1</sup>	0.07(MAC) <sup>#10</sup>	0.07(MAC) <sup>#10</sup>	-	<0.03	-	<0.03		
	Molybdenum	µg/L	1	70 <sup>#11</sup>			-	28	-	10		
	Nickel	µg/L	0.4	20 <sup>#1</sup>	8.6 <sup>#4</sup>	4(bio) <sup>#9</sup>	-	2	-	27		
	Selenium	µg/L	1	10 <sup>#1</sup>			-	16	-	6		
	Vanadium	µg/L	1		100 <sup>#12</sup>	20 <sup>#13</sup>	-	11	-	3		
	Zinc	µg/L	1	3000 <sup>#14</sup>		10.9(bio) <sup>#9</sup>	-	<2	-	552		
	Inorganics	Available Phosphate	mg/l	6				-	-	-	-	
Available Phosphorus		mg/l	2				-	-	-	-		
Ammoniacal Nitrogen as N		mg/L	0.002		0.02 <sup>#2</sup>	0.6 <sup>#15</sup>	2.8	0.09	103	2.4	147	2.9
Calcium		mg/L	0.2				-	26	-	336	793	
Chloride		mg/L	1	250 <sup>#1</sup>		250 <sup>#3</sup>	-	79	-	33	41	
Cyanide (Free)		µg/L	2.5	50 <sup>#1</sup>	1 <sup>#2</sup>	1 <sup>#2</sup>	-	<20	-	<20	<20	
Cyanide Total		µg/L	5	50 <sup>#1</sup>	1 <sup>#2</sup>	1 <sup>#2</sup>	-	<20	-	<20	<20	
cyanides-complex		µg/L	5	50 <sup>#1</sup>	1 <sup>#2</sup>	1 <sup>#2</sup>	-	-	-	-	-	
Fluoride		µg/L	100	1500 <sup>#1</sup>	5000 <sup>#7</sup>	1000 <sup>#16</sup>	-	800	-	1300	100	
Magnesium		mg/L	0.036				-	4	-	35	51	
Potassium	mg/L	0.2				-	12	-	63	23		
Sodium	mg/L	0.076		200 <sup>#1</sup>		-	77	-	170	63		
Sulphate	mg/L	2	250(SO4) <sup>#17</sup>		400 <sup>#3</sup>	-	138	-	1290	1970		
Phenolics	Xylenols	µg/L	0.5				-	-	-	-		
	Trimethylphenols	µg/L	0.5				<0.5	-	<0.5	<0.5		
	Cresol Total	µg/L	0.5				<0.5	-	<0.5	<0.5		
	Dimethylphenols	µg/L	0.5				<0.5	-	<0.5	<0.5		
	Phenol	µg/L	0.5	5800 <sup>#18</sup>	7.7 <sup>#2</sup>	7.7 <sup>#2</sup>	-	2.3	-	1.6	0.8	
Phenols Monohydric	µg/L	0.5				-	-	-	-	-		
Other	Temperature	°C					-	-	-	-		
	Conductivity @ 25oC	mS/cm	0.01				0.633	-	2.33	2.79		
	Conductivity @ 20oC	µS/cm	14				-	-	-	-		
	pH (Lab)	pH Units	1	6.5-9.5 <sup>#1</sup>	6-8.5(MAC) <sup>#19</sup>	6-9(MAC) <sup>#19</sup>	-	8.5	-	7.8	7.6	

Field_ID	Location_Code	Sample_Depth_Range	Sampled_Date_Time	Matrix_Description
BH07063-X-3.00-ES-200317	BH07063	3	17/03/2020	UK Drinking Water Standards
BH07063-X-3.00-ES-200317	BH07063	3	17/03/2020	UK Estuaries and coastal waters EQS
BH07063-X-4.00-ES-200317	BH07063	4	17/03/2020	UK Freshwater EQS
BH07063-X-4.00-ES-200317	BH07063	4	17/03/2020	
BH07063-X-5.00-ES-200317	BH07063	5	17/03/2020	
BH07063-X-5.00-ES-200317	BH07063	5	17/03/2020	

Chem_Group	ChemName	output unit	EQL

**Environmental Standards Comments**

- #1:Water Supply (Water Quality) Regulations 2016.
- #2:Water Framework Directive (Standards and Classification) Directions (England and Wales) 2015.
- #3:Operational Targets and EQS. EA, April 2018
- #4:Water Framework Directive (Standards & Classification) Directions (England & Wales) 2015. Dissolved fraction.
- #5:Water Framework Directive (Standards & Classification) Directions (England & Wales) 2015. Dissolved fraction. Lowest criteria presented (<40mg/l of CaCO3). See 'further assessment' if criteria exceeded and hardness (CaCO3) data available.
- #6:Water Framework Directive (Standards and Classification) Directions (England and Wales) 2015. Dissolved Fraction. If hexavalent chromium (CrVI) data is available, a value of 4.7µg/l may be appropriate for the remaining trivalent chromium (CrIII).
- #7:Operational Targets and EQS. EA, April 2018. Dissolved fraction.
- #8:Water Framework Directive (Standards and Classification) Directions (England and Wales) 2015. Dissolved Fraction. If DOC >1mg/l then a higher criteria applies (3.76\*(2.677\*(DOC2+0.5))
- #9:Water Framework Directive (Standards & Classification) Directions (England & Wales) 2015. Dissolved & bioavailable (bio) fraction plus background. M-BAT tool to assess: <http://wfd.uk.org/resources/river-lakes-metal-bioavailability-assessment-tool-m-bat>
- #10:Water Framework Directive (Standards and Classification) Directions (England and Wales) 2015. Dissolved Fraction. MAC adopted in absence of AA value.
- #11:Guidelines for Drinking-water Quality, 4th Edition. WHO, 2011. Informal value.
- #12:Operational Targets and EQS. EA, April 2018.
- #13:Operational Targets and EQS. EA, April 2018. Lowest criteria presented (<200mg/l CaCO3). See 'further assessment' values if criteria exceeded and hardness (CaCO3) data available.
- #14:Guidelines for Drinking-water Quality, 4th Edition. WHO, 2011. Based on taste rather than a formal guideline.
- #15:Water Framework Directive (Standards and Classification) Directions (England and Wales) 2015. Indicator of 'good' status (90%ile) - Ammonia standard for lakes and rivers (total ammonia as nitrogen).
- #16:Operational Targets and EQS. EA, April 2018. Dissolved fraction. Lowest criteria presented (<50 mg/l CaCO3). See 'further assessment' values if criteria exceeded and hardness (CaCO3) data available.
- #17:Water Supply (Water Quality) Regulations 2016. As SO4.
- #18:US EPA Regional Screening Levels, May 2019. <https://www.epa.gov/risk/regional-screening-levels-rsls-generic-tables>
- #19:Operational Targets and EQS. EA, April 2018. Maximum Allowable Concentration (MAC) adopted in absence of Annual Average (AA) value.

**Legend**

36.2	Results exceeds GAC.
<50	Results MDL is greater than GAC.
-	Determinand has not been tested for.

**Notes**

A range is given where a determinand has been analysed for by more than one method.

				Field_ID	BH07063-X-6.00-ES-200317	BH07063-X-6.00-ES-200317	BH07063-X-7.00-ES-200317	BH07063-X-7.00-ES-200317	BH07063-X-8.00-ES-200317	BH07063-X-8.00-ES-200317
				Location_Code	BH07063	BH07063	BH07063	BH07063	BH07063	BH07063
				Sample_Death_Range	6	6	7	7	8	8
				Sampled_Date_Time	17/03/2020	17/03/2020	17/03/2020	17/03/2020	17/03/2020	17/03/2020
				Matrix_Description						
				UK Drinking Water Standards						
				UK Estuaries and coastal waters EQS						
				UK Freshwater EQS						
Chem_Group	ChemName	output unit	EQL							
Metals	Antimony	µg/L	1	5 <sup>#1</sup>	-	13	-	12	-	40
	Arsenic	µg/L	0.5	10 <sup>#1</sup>	50 <sup>#2</sup>	11	-	14	-	19
	Boron	µg/L	10	1000 <sup>#1</sup>	7000 <sup>#3</sup>	6280	-	4380	-	5340
	Cadmium	µg/L	0.02	5 <sup>#1</sup>	0.2 <sup>#4</sup>	0.04	-	<0.02	-	<0.2
	Chromium (hexavalent)	µg/L	3	50 <sup>#1</sup>	3.4 <sup>#4</sup>	<3	-	<3	-	<3
	Chromium	µg/L	1	50 <sup>#1</sup>	0.6 <sup>#4</sup>	<1	-	2	-	32
	Chromium (Trivalent)	µg/L	3	50 <sup>#1</sup>	4.7 <sup>#4</sup>	<3	-	<3	-	32
	Cobalt	µg/L	0.5	10 <sup>#1</sup>	3 <sup>#7</sup>	<1	-	2	-	12
	Copper	µg/L	0.3	2000 <sup>#1</sup>	3.76 <sup>#8</sup>	<1	-	<1	-	<10
	Lead	µg/L	0.2	10 <sup>#1</sup>	1.3 <sup>#4</sup>	3	-	1	-	12
	Mercury	µg/L	0.01	1 <sup>#1</sup>	0.07(MAC) <sup>#10</sup>	<0.03	-	<0.03	-	<0.3
	Molybdenum	µg/L	1	70 <sup>#11</sup>	-	214	-	240	-	201
	Nickel	µg/L	0.4	20 <sup>#1</sup>	8.6 <sup>#4</sup>	5	-	10	-	80
	Selenium	µg/L	1	10 <sup>#1</sup>	20 <sup>#13</sup>	<1	-	1	-	<10
	Vanadium	µg/L	1	10 <sup>#1</sup>	100 <sup>#12</sup>	2	-	7	-	25
Zinc	µg/L	1	3000 <sup>#14</sup>	10.9(bio) <sup>#9</sup>	6	-	7	-	65	
Inorganics	Available Phosphate	mg/l	6	-	-	-	-	-	-	-
	Available Phosphorus	mg/l	2	-	-	-	-	-	-	-
	Ammoniacal Nitrogen as N	mg/L	0.002	0.02 <sup>#2</sup>	0.6 <sup>#15</sup>	2.9	0.09	106	2.4	152
	Calcium	mg/L	0.2	-	176	-	42	-	12	
	Chloride	mg/L	1	250 <sup>#1</sup>	250 <sup>#3</sup>	172	-	198	-	666
	Cyanide (Free)	µg/L	2.5	50 <sup>#1</sup>	1 <sup>#2</sup>	<20	-	<20	-	20
	Cyanide Total	µg/L	5	50 <sup>#1</sup>	1 <sup>#2</sup>	<20	-	<20	-	30
	cyanides-complex	µg/L	5	50 <sup>#1</sup>	1 <sup>#2</sup>	-	-	-	-	-
	Fluoride	µg/L	100	1500 <sup>#1</sup>	5000 <sup>#7</sup>	200	-	400	-	600
	Magnesium	mg/L	0.036	-	106	-	42	-	21	
Potassium	mg/L	0.2	-	115	-	114	-	139		
Sodium	mg/L	0.076	200 <sup>#1</sup>	-	164	-	220	-	528	
Sulphate	mg/L	2	250(SO4) <sup>#17</sup>	400 <sup>#3</sup>	730	-	254	-	131	
Phenolics	Xylenols	µg/L	0.5	-	-	-	-	-	-	-
	Trimethylphenols	µg/L	0.5	-	<0.5	-	<0.5	-	<0.5	
	Cresol Total	µg/L	0.5	-	<0.5	-	0.8	-	<0.5	
	Dimethylphenols	µg/L	0.5	-	<0.5	-	4.5	-	<0.5	
	Phenol	µg/L	0.5	5800 <sup>#18</sup>	7.7 <sup>#2</sup>	4.9	-	8.3	-	14.9
Phenols Monohydric	µg/L	0.5	-	-	-	-	-	-	-	
Other	Temperature	°C	-	-	-	-	-	-	-	-
	Conductivity @ 25oC	mS/cm	0.01	-	2.6	-	2.51	-	4.09	
	Conductivity @ 20oC	µS/cm	14	-	-	-	-	-	-	
	pH (Lab)	pH Units	1	6.5-9.5 <sup>#1</sup>	6-8.5(MAC) <sup>#19</sup>	6-9(MAC) <sup>#19</sup>	8.1	-	8.4	-

Field_ID	Location_Code	Sample_Depth_Range	Sampled_Date_Time	Matrix_Description
BH07063-X-6.00-ES-200317	BH07063	6	17/03/2020	UK Drinking Water Standards
BH07063-X-6.00-ES-200317	BH07063	6	17/03/2020	UK Estuaries and coastal waters EQS
BH07063-X-7.00-ES-200317	BH07063	7	17/03/2020	UK Freshwater EQS
BH07063-X-7.00-ES-200317	BH07063	7	17/03/2020	
BH07063-X-8.00-ES-200317	BH07063	8	17/03/2020	
BH07063-X-8.00-ES-200317	BH07063	8	17/03/2020	

Chem_Group	ChemName	output unit	EQL

**Environmental Standards Comments**

- #1:Water Supply (Water Quality) Regulations 2016.
- #2:Water Framework Directive (Standards and Classification) Directions (England and Wales) 2015.
- #3:Operational Targets and EQS. EA, April 2018
- #4:Water Framework Directive (Standards & Classification) Directions (England & Wales) 2015. Dissolved fraction.
- #5:Water Framework Directive (Standards & Classification) Directions (England & Wales) 2015. Dissolved fraction. Lowest criteria presented (<40mg/l of CaCO3). See 'further assessment' if criteria exceeded and hardness (CaCO3) data available.
- #6:Water Framework Directive (Standards and Classification) Directions (England and Wales) 2015. Dissolved Fraction. If hexavalent chromium (CrVI) data is available, a value of 4.7µg/l may be appropriate for the remaining trivalent chromium (CrIII).
- #7:Operational Targets and EQS. EA, April 2018. Dissolved fraction.
- #8:Water Framework Directive (Standards and Classification) Directions (England and Wales) 2015. Dissolved Fraction. If DOC >1mg/l then a higher criteria applies (3.76\*(2.677\*(DOC2+0.5)))
- #9:Water Framework Directive (Standards & Classification) Directions (England & Wales) 2015. Dissolved & bioavailable (bio) fraction plus background. M-BAT tool to assess: <http://wfd.uk.org/resources/river-lakes-metal-bioavailability-assessment-tool-m-bat>
- #10:Water Framework Directive (Standards and Classification) Directions (England and Wales) 2015. Dissolved Fraction. MAC adopted in absence of AA value.
- #11:Guidelines for Drinking-water Quality, 4th Edition. WHO, 2011. Informal value.
- #12:Operational Targets and EQS. EA, April 2018.
- #13:Operational Targets and EQS. EA, April 2018. Lowest criteria presented (<200mg/l CaCO3). See 'further assessment' values if criteria exceeded and hardness (CaCO3) data available.
- #14:Guidelines for Drinking-water Quality, 4th Edition. WHO, 2011. Based on taste rather than a formal guideline.
- #15:Water Framework Directive (Standards and Classification) Directions (England and Wales) 2015. Indicator of 'good' status (90%ile) - Ammonia standard for lakes and rivers (total ammonia as nitrogen).
- #16:Operational Targets and EQS. EA, April 2018. Dissolved fraction. Lowest criteria presented (<50 mg/l CaCO3). See 'further assessment' values if criteria exceeded and hardness (CaCO3) data available.
- #17:Water Supply (Water Quality) Regulations 2016. As SO4.
- #18:US EPA Regional Screening Levels, May 2019. <https://www.epa.gov/risk/regional-screening-levels-rsls-generic-tables>
- #19:Operational Targets and EQS. EA, April 2018. Maximum Allowable Concentration (MAC) adopted in absence of Annual Average (AA) value.

**Legend**

36.2	Results exceeds GAC.
<50	Results MDL is greater than GAC.
-	Determinand has not been tested for.

**Notes**

A range is given where a determinand has been analysed for by more than one method.

				Field_ID	BH07064-X-0.05-ES-191128	BH07064-X-0.60-ES-191128	BH07064-X-1.20-ES-191128	BH07064-X-2.00-ES-191210	BH07064-X-2.00-ES-191210	BH07064-X-3.00-ES-191210
				Location_Code	BH07064	BH07064	BH07064	BH07064	BH07064	BH07064
				Sample_Death_Range	0.05	0.6	1.2	2	2	3
				Sampled_Date_Time	28/11/2019	28/11/2019	28/11/2019	10/12/2019	10/12/2019	10/12/2019
				Matrix_Description						
				UK Drinking Water Standards						
				UK Estuaries and coastal waters EQS						
				UK Freshwater EQS						
Chem_Group	ChemName	output unit	EQL							
Metals	Antimony	µg/L	1	5 <sup>#1</sup>			<1		7	-
	Arsenic	µg/L	0.5	10 <sup>#1</sup>	25 <sup>#2</sup>	50 <sup>#2</sup>	<1	<1	6	-
	Boron	µg/L	10	1000 <sup>#1</sup>	7000 <sup>#3</sup>	2000 <sup>#3</sup>	230	220	160	-
	Cadmium	µg/L	0.02	5 <sup>#1</sup>	0.2 <sup>#4</sup>	0.08 <sup>#5</sup>	0.2	0.1	0.1	<0.02
	Chromium (hexavalent)	µg/L	3		0.6 <sup>#4</sup>	3.4 <sup>#4</sup>	<3	<3	<3	-
	Chromium	µg/L	1	50 <sup>#1</sup>	0.6 <sup>#4</sup>	3.4 <sup>#6</sup>	<1	<1	<1	7
	Chromium (Trivalent)	µg/L	3		4.7 <sup>#4</sup>		-	-	-	-
	Cobalt	µg/L	0.5		3 <sup>#7</sup>	3 <sup>#7</sup>	2	<1	2	-
	Copper	µg/L	0.3	2000 <sup>#1</sup>	3.78 <sup>#8</sup>	1(bio) <sup>#9</sup>	1	<1	6	70
	Lead	µg/L	0.2	10 <sup>#1</sup>	1.3 <sup>#4</sup>	1.2(bio) <sup>#9</sup>	<1	<1	1	<1
	Mercury	µg/L	0.01	1 <sup>#1</sup>	0.07(MAC) <sup>#10</sup>	0.07(MAC) <sup>#10</sup>	<0.03	<0.03	<0.03	<0.03
	Molybdenum	µg/L	1	70 <sup>#11</sup>			2	9	42	50
	Nickel	µg/L	0.4	20 <sup>#1</sup>	8.6 <sup>#4</sup>	4(bio) <sup>#9</sup>	8	3	5	11
	Selenium	µg/L	1	10 <sup>#1</sup>			18	19	3	4
	Vanadium	µg/L	1		100 <sup>#12</sup>	20 <sup>#13</sup>	<1	<1	10	158
	Zinc	µg/L	1	3000 <sup>#14</sup>		10.9(bio) <sup>#9</sup>	7	3	3	2
Inorganics	Available Phosphate	mg/l	6				-	-	-	-
	Available Phosphorus	mg/l	2				-	-	-	-
	Ammoniacal Nitrogen as N	mg/L	0.002		0.02 <sup>#2</sup>	0.6 <sup>#15</sup>	0.04	0.11	0.9	2.8
	Calcium	mg/L	0.2				613	198	191	135
	Chloride	mg/L	1	250 <sup>#1</sup>		250 <sup>#3</sup>	6	24	29	61
	Cyanide (Free)	µg/L	2.5	50 <sup>#1</sup>	1 <sup>#2</sup>	1 <sup>#2</sup>	<20	<20	<20	<20
	Cyanide Total	µg/L	5	50 <sup>#1</sup>	1 <sup>#2</sup>	1 <sup>#2</sup>	<20	<20	<20	<20
	cyanides-complex	µg/L	5	50 <sup>#1</sup>	1 <sup>#2</sup>	1 <sup>#2</sup>	-	-	-	-
	Fluoride	µg/L	100	1500 <sup>#1</sup>	5000 <sup>#7</sup>	1000 <sup>#16</sup>	200	400	1400	300
	Magnesium	mg/L	0.036				120	61	8	<1
	Potassium	mg/L	0.2				44	34	15	26
Sodium	mg/L	0.076		200 <sup>#1</sup>		42	81	65	67	
Sulphate	mg/L	2	250(SO4) <sup>#17</sup>		400 <sup>#3</sup>	2030	832	541	340	
Phenolics	Xylenols	µg/L	0.5				-	-	-	-
	Trimethylphenols	µg/L	0.5				<0.5	<0.5	<0.5	<0.5
	Cresol Total	µg/L	0.5				<0.5	<0.5	<0.5	3.6
	Dimethylphenols	µg/L	0.5				<0.5	<0.5	<0.5	11
	Phenol	µg/L	0.5	5800 <sup>#18</sup>	7.7 <sup>#2</sup>	7.7 <sup>#2</sup>	<0.5	<0.5	2.2	27.9
Phenols Monohydric	µg/L	0.5				<0.5	<0.5	-	-	
Other	Temperature	°C					-	-	-	-
	Conductivity @ 25oC	mS/cm	0.01				2.82	1.64	1.15	0.914
	Conductivity @ 20oC	µS/cm	14				-	-	-	-
	pH (Lab)	pH Units	1	6.5-9.5 <sup>#1</sup>	6-8.5(MAC) <sup>#19</sup>	6-9(MAC) <sup>#19</sup>	7.3	7.4	7.8	10.9

Field_ID	Location_Code	Sample_Depth_Range	Sampled_Date_Time	Matrix_Description
BH07064-X-0.05-ES-191128	BH07064	0.05	28/11/2019	UK Drinking Water Standards
BH07064-X-0.60-ES-191128	BH07064	0.6	28/11/2019	UK Estuaries and coastal waters EQS
BH07064-X-1.20-ES-191128	BH07064	1.2	28/11/2019	UK Freshwater EQS
BH07064-X-2.00-ES-191210	BH07064	2	10/12/2019	
BH07064-X-2.00-ES-191210	BH07064	2	10/12/2019	
BH07064-X-3.00-ES-191210	BH07064	3	10/12/2019	

Chem_Group	ChemName	output unit	EQL

**Environmental Standards Comments**

- #1:Water Supply (Water Quality) Regulations 2016.
- #2:Water Framework Directive (Standards and Classification) Directions (England and Wales) 2015.
- #3:Operational Targets and EQS. EA, April 2018
- #4:Water Framework Directive (Standards & Classification) Directions (England & Wales) 2015. Dissolved fraction.
- #5:Water Framework Directive (Standards & Classification) Directions (England & Wales) 2015. Dissolved fraction. Lowest criteria presented (<40mg/l of CaCO3). See 'further assessment' if criteria exceeded and hardness (CaCO3) data available.
- #6:Water Framework Directive (Standards and Classification) Directions (England and Wales) 2015. Dissolved Fraction. If hexavalent chromium (CrVI) data is available, a value of 4.7µg/l may be appropriate for the remaining trivalent chromium (CrIII).
- #7:Operational Targets and EQS. EA, April 2018. Dissolved fraction.
- #8:Water Framework Directive (Standards and Classification) Directions (England and Wales) 2015. Dissolved Fraction. If DOC >1mg/l then a higher criteria applies (3.76\*(2.677\*(DOC2+0.5))
- #9:Water Framework Directive (Standards & Classification) Directions (England & Wales) 2015. Dissolved & bioavailable (bio) fraction plus background. M-BAT tool to assess: <http://wfd.uk.org/resources/river-lakes-metal-bioavailability-assessment-tool-m-bat>
- #10:Water Framework Directive (Standards and Classification) Directions (England and Wales) 2015. Dissolved Fraction. MAC adopted in absence of AA value.
- #11:Guidelines for Drinking-water Quality, 4th Edition. WHO, 2011. Informal value.
- #12:Operational Targets and EQS. EA, April 2018.
- #13:Operational Targets and EQS. EA, April 2018. Lowest criteria presented (<200mg/l CaCO3). See 'further assessment' values if criteria exceeded and hardness (CaCO3) data available.
- #14:Guidelines for Drinking-water Quality, 4th Edition. WHO, 2011. Based on taste rather than a formal guideline.
- #15:Water Framework Directive (Standards and Classification) Directions (England and Wales) 2015. Indicator of 'good' status (90%ile) - Ammonia standard for lakes and rivers (total ammonia as nitrogen).
- #16:Operational Targets and EQS. EA, April 2018. Dissolved fraction. Lowest criteria presented (<50 mg/l CaCO3). See 'further assessment' values if criteria exceeded and hardness (CaCO3) data available.
- #17:Water Supply (Water Quality) Regulations 2016. As SO4.
- #18:US EPA Regional Screening Levels, May 2019. <https://www.epa.gov/risk/regional-screening-levels-rsls-generic-tables>
- #19:Operational Targets and EQS. EA, April 2018. Maximum Allowable Concentration (MAC) adopted in absence of Annual Average (AA) value.

**Legend**

36.2	Results exceeds GAC.
<50	Results MDL is greater than GAC.
-	Determinand has not been tested for.

**Notes**

A range is given where a determinand has been analysed for by more than one method.

				Field_ID	BH07064-X-3.00-ES-191210	BH07064-X-4.00-ES-191210	BH07064-X-4.00-ES-191210	BH07064-X-5.00-ES-191210	BH07064-X-5.00-ES-191210	BH07064-X-6.00-ES-191210
				Location_Code	BH07064	BH07064	BH07064	BH07064	BH07064	BH07064
				Sample_Death_Range	3	4	4	5	5	6
				Sampled_Date_Time	10/12/2019	10/12/2019	10/12/2019	10/12/2019	10/12/2019	10/12/2019
				Matrix_Description						
				UK Drinking Water Standards						
				UK Estuaries and coastal waters EQS						
				UK Freshwater EQS						
Chem_Group	ChemName	output unit	EQL							
Metals	Antimony	µg/L	1	5 <sup>#1</sup>		12	-	17	-	8
	Arsenic	µg/L	0.5	10 <sup>#1</sup>	25 <sup>#2</sup>	18	-	7	-	4
	Boron	µg/L	10	1000 <sup>#1</sup>	7000 <sup>#3</sup>	70	-	1230	-	1620
	Cadmium	µg/L	0.02	5 <sup>#1</sup>	0.2 <sup>#4</sup>	<0.02	-	0.06	-	0.67
	Chromium (hexavalent)	µg/L	3		0.6 <sup>#4</sup>	<3	-	<3	-	<3
	Chromium	µg/L	1	50 <sup>#1</sup>	0.6 <sup>#4</sup>	6	-	1	-	<1
	Chromium (Trivalent)	µg/L	3		4.7 <sup>#4</sup>	-	-	-	-	-
	Cobalt	µg/L	0.5		3 <sup>#7</sup>	2	-	5	-	15
	Copper	µg/L	0.3	2000 <sup>#1</sup>	3.76 <sup>#8</sup>	73	-	3	-	10
	Lead	µg/L	0.2	10 <sup>#1</sup>	1.3 <sup>#4</sup>	<1	-	2	-	4
	Mercury	µg/L	0.01	1 <sup>#1</sup>	0.07(MAC) <sup>#10</sup>	0.09	-	<0.03	-	<0.03
	Molybdenum	µg/L	1	70 <sup>#11</sup>		92	-	35	-	13
	Nickel	µg/L	0.4	20 <sup>#1</sup>	8.6 <sup>#4</sup>	34	-	12	-	16
	Selenium	µg/L	1	10 <sup>#1</sup>		9	-	1	-	1
Vanadium	µg/L	1		100 <sup>#12</sup>	264	-	2	-	1	
Zinc	µg/L	1	3000 <sup>#14</sup>		3	-	131	-	328	
Inorganics	Available Phosphate	mg/l	6			-	-	-	-	-
	Available Phosphorus	mg/l	2			-	-	-	-	-
	Ammoniacal Nitrogen as N	mg/L	0.002		0.02 <sup>#2</sup>	5.3	22.7	22.5	13.4	13.4
	Calcium	mg/L	0.2			120	-	709	-	850
	Chloride	mg/L	1	250 <sup>#1</sup>		77	-	2370	-	2110
	Cyanide (Free)	µg/L	2.5	50 <sup>#1</sup>	1 <sup>#2</sup>	<20	-	<20	-	<20
	Cyanide Total	µg/L	5	50 <sup>#1</sup>	1 <sup>#2</sup>	<20	-	<20	-	<20
	Cyanides-complex	µg/L	5	50 <sup>#1</sup>	1 <sup>#2</sup>	-	-	-	-	-
	Fluoride	µg/L	100	1500 <sup>#1</sup>	5000 <sup>#7</sup>	200	-	200	-	200
	Magnesium	mg/L	0.036			<1	-	172	-	136
Potassium	mg/L	0.2			34	-	188	-	160	
Sodium	mg/L	0.076		200 <sup>#1</sup>	82	-	1750	-	1390	
Sulphate	mg/L	2	250(SO4) <sup>#17</sup>		400 <sup>#3</sup>	-	2980	-	2550	
Phenolics	Xylenols	µg/L	0.5			-	-	-	-	-
	Trimethylphenols	µg/L	0.5			11.3	-	<0.5	-	<0.5
	Cresol Total	µg/L	0.5			56	-	<0.5	-	<0.5
	Dimethylphenols	µg/L	0.5			129.5	-	<0.5	-	<0.5
	Phenol	µg/L	0.5	5800 <sup>#18</sup>	7.7 <sup>#2</sup>	554.4	-	8.9	-	1.1
Phenols Monohydric	µg/L	0.5				-	-	-	-	
Other	Temperature	°C				-	-	-	-	-
	Conductivity @ 25oC	mS/cm	0.01			0.996	-	11.1	-	9.55
	Conductivity @ 20oC	µS/cm	14			-	-	-	-	-
	pH (Lab)	pH Units	1	6.5-9.5 <sup>#1</sup>	6-8.5(MAC) <sup>#19</sup>	6-9(MAC) <sup>#19</sup>	11.1	-	7.7	-

Field_ID	Location_Code	Sample_Depth_Range	Sampled_Date_Time	Matrix_Description
BH07064-X-3.00-ES-191210	BH07064	3	10/12/2019	UK Drinking Water Standards
BH07064-X-4.00-ES-191210	BH07064	4	10/12/2019	UK Estuaries and coastal waters EQS
BH07064-X-4.00-ES-191210	BH07064	4	10/12/2019	UK Freshwater EQS
BH07064-X-5.00-ES-191210	BH07064	5	10/12/2019	
BH07064-X-5.00-ES-191210	BH07064	5	10/12/2019	
BH07064-X-6.00-ES-191210	BH07064	6	10/12/2019	

Chem_Group	ChemName	output unit	EQL

**Environmental Standards Comments**

- #1:Water Supply (Water Quality) Regulations 2016.
- #2:Water Framework Directive (Standards and Classification) Directions (England and Wales) 2015.
- #3:Operational Targets and EQS. EA, April 2018
- #4:Water Framework Directive (Standards & Classification) Directions (England & Wales) 2015. Dissolved fraction.
- #5:Water Framework Directive (Standards & Classification) Directions (England & Wales) 2015. Dissolved fraction. Lowest criteria presented (<40mg/l of CaCO3). See 'further assessment' if criteria exceeded and hardness (CaCO3) data available.
- #6:Water Framework Directive (Standards and Classification) Directions (England and Wales) 2015. Dissolved Fraction. If hexavalent chromium (CrVI) data is available, a value of 4.7µg/l may be appropriate for the remaining trivalent chromium (CrIII).
- #7:Operational Targets and EQS. EA, April 2018. Dissolved fraction.
- #8:Water Framework Directive (Standards and Classification) Directions (England and Wales) 2015. Dissolved Fraction. If DOC >1mg/l then a higher criteria applies (3.76\*(2.677\*(DOC2+0.5))
- #9:Water Framework Directive (Standards & Classification) Directions (England & Wales) 2015. Dissolved & bioavailable (bio) fraction plus background. M-BAT tool to assess: <http://wfd.uk.org/resources/river-lakes-metal-bioavailability-assessment-tool-m-bat>
- #10:Water Framework Directive (Standards and Classification) Directions (England and Wales) 2015. Dissolved Fraction. MAC adopted in absence of AA value.
- #11:Guidelines for Drinking-water Quality, 4th Edition. WHO, 2011. Informal value.
- #12:Operational Targets and EQS. EA, April 2018.
- #13:Operational Targets and EQS. EA, April 2018. Lowest criteria presented (<200mg/l CaCO3). See 'further assessment' values if criteria exceeded and hardness (CaCO3) data available.
- #14:Guidelines for Drinking-water Quality, 4th Edition. WHO, 2011. Based on taste rather than a formal guideline.
- #15:Water Framework Directive (Standards and Classification) Directions (England and Wales) 2015. Indicator of 'good' status (90%ile) - Ammonia standard for lakes and rivers (total ammonia as nitrogen).
- #16:Operational Targets and EQS. EA, April 2018. Dissolved fraction. Lowest criteria presented (<50 mg/l CaCO3). See 'further assessment' values if criteria exceeded and hardness (CaCO3) data available.
- #17:Water Supply (Water Quality) Regulations 2016. As SO4.
- #18:US EPA Regional Screening Levels, May 2019. <https://www.epa.gov/risk/regional-screening-levels-rsls-generic-tables>
- #19:Operational Targets and EQS. EA, April 2018. Maximum Allowable Concentration (MAC) adopted in absence of Annual Average (AA) value.

**Legend**

36.2	Results exceeds GAC.
<50	Results MDL is greater than GAC.
-	Determinand has not been tested for.

**Notes**

A range is given where a determinand has been analysed for by more than one method.



				Field_ID	BH07064-X-6.00-ES-191210	BH07064-X-7.00-ES-191210	BH07064-X-7.00-ES-191210	BH07065-X-0.05-ES-191212	BH07065-X-0.05-ES-191212	BH07065-X-1.00-ES-191212		
				Location_Code	BH07064	BH07064	BH07064	BH07065	BH07065	BH07065		
				Sample_Death_Range	6	7	7	0.05	0.05	1		
				Sampled_Date_Time	10/12/2019	10/12/2019	10/12/2019	12/12/2019	12/12/2019	12/12/2019		
				Matrix_Description								
				UK Drinking Water Standards								
				UK Estuaries and coastal waters EQS								
				UK Freshwater EQS								
Chem_Group	ChemName	output unit	EQL									
Metals	Antimony	µg/L	1	5 <sup>#1</sup>			2	-	7	-	<1	-
	Arsenic	µg/L	0.5	10 <sup>#1</sup>	25 <sup>#2</sup>	50 <sup>#2</sup>	2	-	7	-	<1	-
	Boron	µg/L	10	1000 <sup>#1</sup>	7000 <sup>#3</sup>	2000 <sup>#3</sup>	1730	-	950	-	220	-
	Cadmium	µg/L	0.02	5 <sup>#1</sup>	0.2 <sup>#4</sup>	0.08 <sup>#5</sup>	0.05	-	<0.02	-	0.04	-
	Chromium (hexavalent)	µg/L	3		0.6 <sup>#4</sup>	3.4 <sup>#4</sup>	<3	-	<3	-	<3	-
	Chromium	µg/L	1	50 <sup>#1</sup>	0.6 <sup>#4</sup>	3.4 <sup>#6</sup>	<1	-	2	-	<1	-
	Chromium (Trivalent)	µg/L	3			4.7 <sup>#4</sup>	-	-	-	-	-	-
	Cobalt	µg/L	0.5			3 <sup>#7</sup>	3	-	<1	-	2	-
	Copper	µg/L	0.3	2000 <sup>#1</sup>	3.76 <sup>#8</sup>	1(bio) <sup>#9</sup>	<1	-	<1	-	<1	-
	Lead	µg/L	0.2	10 <sup>#1</sup>	1.3 <sup>#4</sup>	1.2(bio) <sup>#9</sup>	<1	-	<1	-	<1	-
	Mercury	µg/L	0.01	1 <sup>#1</sup>	0.07(MAC) <sup>#10</sup>	0.07(MAC) <sup>#10</sup>	<0.03	-	<0.03	-	<0.03	-
	Molybdenum	µg/L	1	70 <sup>#11</sup>			15	-	45	-	4	-
	Nickel	µg/L	0.4	20 <sup>#1</sup>	8.6 <sup>#4</sup>	4(bio) <sup>#9</sup>	6	-	3	-	7	-
	Selenium	µg/L	1	10 <sup>#1</sup>			<1	-	<1	-	17	-
	Vanadium	µg/L	1		100 <sup>#12</sup>	20 <sup>#13</sup>	<1	-	11	-	<1	-
Zinc	µg/L	1	3000 <sup>#14</sup>		10.9(bio) <sup>#9</sup>	29	-	5	-	6	-	
Inorganics	Available Phosphate	mg/l	6				-	-	-	-	-	-
	Available Phosphorus	mg/l	2				-	-	-	-	-	-
	Ammoniacal Nitrogen as N	mg/L	0.002		0.02 <sup>#2</sup>	0.6 <sup>#15</sup>	9	57.3	58.2	0.05	0.05	1.1
	Calcium	mg/L	0.2				817	-	51	-	463	-
	Chloride	mg/L	1	250 <sup>#1</sup>		250 <sup>#3</sup>	1290	-	1010	-	9	-
	Cyanide (Free)	µg/L	2.5	50 <sup>#1</sup>	1 <sup>#2</sup>	1 <sup>#2</sup>	<20	-	<20	-	<20	-
	Cyanide Total	µg/L	5	50 <sup>#1</sup>	1 <sup>#2</sup>	1 <sup>#2</sup>	<20	-	<20	-	<20	-
	cyanides-complex	µg/L	5	50 <sup>#1</sup>	1 <sup>#2</sup>	1 <sup>#2</sup>	-	-	-	-	-	-
	Fluoride	µg/L	100	1500 <sup>#1</sup>	5000 <sup>#7</sup>	1000 <sup>#16</sup>	300	-	800	-	200	-
	Magnesium	mg/L	0.036				132	-	64	-	111	-
Potassium	mg/L	0.2				152	-	139	-	48	-	
Sodium	mg/L	0.076		200 <sup>#1</sup>		640	-	699	-	70	-	
Sulphate	mg/L	2	250(SO4) <sup>#17</sup>		400 <sup>#3</sup>	2180	-	314	-	1710	-	
Phenolics	Xylenols	µg/L	0.5				-	-	-	-	-	-
	Trimethylphenols	µg/L	0.5				<0.5	-	<0.5	-	<0.5	-
	Cresol Total	µg/L	0.5				<0.5	-	<0.5	-	<0.5	-
	Dimethylphenols	µg/L	0.5				<0.5	-	<0.5	-	<0.5	-
	Phenol	µg/L	0.5	5800 <sup>#18</sup>	7.7 <sup>#2</sup>	7.7 <sup>#2</sup>	2.1	-	5.8	-	<0.5	-
Phenols Monohydric	µg/L	0.5					-	-	-	-	-	
Other	Temperature	°C					-	-	-	-	-	-
	Conductivity @ 25oC	mS/cm	0.01				6.76	-	4.79	-	2.52	-
	Conductivity @ 20oC	µS/cm	14				-	-	-	-	-	-
	pH (Lab)	pH Units	1	6.5-9.5 <sup>#1</sup>	6-8.5(MAC) <sup>#19</sup>	6-9(MAC) <sup>#19</sup>	7.5	-	8.5	-	7.2	-

Field_ID	Location_Code	Sample_Depth	Range	Sampled_Date	Time	Matrix_Description
BH07064-X-6.00-ES-191210	BH07064	6		10/12/2019		UK Drinking Water Standards
BH07064-X-7.00-ES-191210	BH07064	7		10/12/2019		UK Estuaries and coastal waters EQS
BH07064-X-7.00-ES-191210	BH07064	7		10/12/2019		UK Freshwater EQS
BH07065-X-0.05-ES-191212	BH07065	0.05		12/12/2019		
BH07065-X-0.05-ES-191212	BH07065	0.05		12/12/2019		
BH07065-X-1.00-ES-191212	BH07065	1		12/12/2019		

Chem_Group	ChemName	output unit	EQL

**Environmental Standards Comments**

- #1:Water Supply (Water Quality) Regulations 2016.
- #2:Water Framework Directive (Standards and Classification) Directions (England and Wales) 2015.
- #3:Operational Targets and EQS. EA, April 2018
- #4:Water Framework Directive (Standards & Classification) Directions (England & Wales) 2015. Dissolved fraction.
- #5:Water Framework Directive (Standards & Classification) Directions (England & Wales) 2015. Dissolved fraction. Lowest criteria presented (<40mg/l of CaCO3). See 'further assessment' if criteria exceeded and hardness (CaCO3) data available.
- #6:Water Framework Directive (Standards and Classification) Directions (England and Wales) 2015. Dissolved Fraction. If hexavalent chromium (CrVI) data is available, a value of 4.7µg/l may be appropriate for the remaining trivalent chromium (CrIII).
- #7:Operational Targets and EQS. EA, April 2018. Dissolved fraction.
- #8:Water Framework Directive (Standards and Classification) Directions (England and Wales) 2015. Dissolved Fraction. If DOC >1mg/l then a higher criteria applies (3.76\*(2.677\*(DOC2+0.5))
- #9:Water Framework Directive (Standards & Classification) Directions (England & Wales) 2015. Dissolved & bioavailable (bio) fraction plus background. M-BAT tool to assess: <http://wfd.uk.org/resources/river-lakes-metal-bioavailability-assessment-tool-m-bat>
- #10:Water Framework Directive (Standards and Classification) Directions (England and Wales) 2015. Dissolved Fraction. MAC adopted in absence of AA value.
- #11:Guidelines for Drinking-water Quality, 4th Edition. WHO, 2011. Informal value.
- #12:Operational Targets and EQS. EA, April 2018.
- #13:Operational Targets and EQS. EA, April 2018. Lowest criteria presented (<200mg/l CaCO3). See 'further assessment' values if criteria exceeded and hardness (CaCO3) data available.
- #14:Guidelines for Drinking-water Quality, 4th Edition. WHO, 2011. Based on taste rather than a formal guideline.
- #15:Water Framework Directive (Standards and Classification) Directions (England and Wales) 2015. Indicator of 'good' status (90%ile) - Ammonia standard for lakes and rivers (total ammonia as nitrogen).
- #16:Operational Targets and EQS. EA, April 2018. Dissolved fraction. Lowest criteria presented (<50 mg/l CaCO3). See 'further assessment' values if criteria exceeded and hardness (CaCO3) data available.
- #17:Water Supply (Water Quality) Regulations 2016. As SO4.
- #18:US EPA Regional Screening Levels, May 2019. <https://www.epa.gov/risk/regional-screening-levels-rsls-generic-tables>
- #19:Operational Targets and EQS. EA, April 2018. Maximum Allowable Concentration (MAC) adopted in absence of Annual Average (AA) value.

**Legend**

36.2	Results exceeds GAC.
<50	Results MDL is greater than GAC.
-	Determinand has not been tested for.

**Notes**

A range is given where a determinand has been analysed for by more than one method.

				Field_ID	BH07065-X-1.00-ES-191212	BH07065-X-3.00-ES-191212	BH07065-X-3.00-ES-191212	BH07065-X-4.00-ES-191212	BH07065-X-4.00-ES-191212	BH07065-X-6.00-ES-191212		
				Location_Code	BH07065	BH07065	BH07065	BH07065	BH07065	BH07065		
				Sample_Dept	1	3	3	4	4	6		
				Range								
				Sampled_Date_Time	12/12/2019	12/12/2019	12/12/2019	12/12/2019	12/12/2019	12/12/2019		
				Matrix_Description								
				UK Drinking Water Standards								
				UK Estuaries and coastal waters EQS								
				UK Freshwater EQS								
Chem_Group	ChemName	output unit	EQL									
Metals	Antimony	µg/L	5 <sup>#1</sup>		17	-	2	-	17	-		
	Arsenic	µg/L	0.5	10 <sup>#1</sup>	3	-	<1	-	7	-		
	Boron	µg/L	10	1000 <sup>#1</sup>	300	-	70	-	950	-		
	Cadmium	µg/L	0.02	5 <sup>#1</sup>	0.08 <sup>#5</sup>	<0.02	<0.02	-	<0.02	-		
	Chromium (hexavalent)	µg/L	3	0.6 <sup>#4</sup>	3.4 <sup>#4</sup>	<3	<3	-	<3	-		
	Chromium	µg/L	1	50 <sup>#1</sup>	0.6 <sup>#4</sup>	<1	<1	-	1	-		
	Chromium (Trivalent)	µg/L	3		4.7 <sup>#4</sup>	-	-	-	-	-		
	Cobalt	µg/L	0.5		3 <sup>#7</sup>	<1	<1	-	8	-		
	Copper	µg/L	0.3	2000 <sup>#1</sup>	3.76 <sup>#8</sup>	4	1	-	2	-		
	Lead	µg/L	0.2	10 <sup>#1</sup>	1.3 <sup>#4</sup>	<1	<1	-	2	-		
	Mercury	µg/L	0.01	1 <sup>#1</sup>	0.07(MAC) <sup>#10</sup>	0.07(MAC) <sup>#10</sup>	<0.03	<0.03	<0.03	-		
	Molybdenum	µg/L	1	70 <sup>#11</sup>		38	14	-	24	-		
	Nickel	µg/L	0.4	20 <sup>#1</sup>	8.6 <sup>#4</sup>	5	5	-	22	-		
	Selenium	µg/L	1	10 <sup>#1</sup>		6	14	-	1	-		
Vanadium	µg/L	1		100 <sup>#12</sup>	5	<1	-	1	-			
Zinc	µg/L	1	3000 <sup>#14</sup>		4	6	-	59	-			
Inorganics	Available Phosphate	mg/l	6		-	-	-	-	-	-		
	Available Phosphorus	mg/l	2		-	-	-	-	-	-		
	Ammoniacal Nitrogen as N	mg/L	0.002		0.02 <sup>#2</sup>	0.6 <sup>#15</sup>	1.1	0.4	0.3	27	26.3	63.7
	Calcium	mg/L	0.2				229	-	56	-	728	
	Chloride	mg/L	1	250 <sup>#1</sup>			21	-	63	-	1810	
	Cyanide (Free)	µg/L	2.5	50 <sup>#1</sup>	1 <sup>#2</sup>	250 <sup>#3</sup>	<20	-	<20	-	<20	
	Cyanide Total	µg/L	5	50 <sup>#1</sup>	1 <sup>#2</sup>	1 <sup>#2</sup>	<20	-	<20	-	<20	
	Cyanides-complex	µg/L	5	50 <sup>#1</sup>	1 <sup>#2</sup>	1 <sup>#2</sup>	<20	-	<20	-	<20	
	Fluoride	µg/L	100	1500 <sup>#1</sup>	5000 <sup>#7</sup>	1000 <sup>#16</sup>	1000	-	600	-	200	
	Magnesium	mg/L	0.036				31	-	15	-	129	
Potassium	mg/L	0.2				26	-	18	-	153		
Sodium	mg/L	0.076				70	-	74	-	1340		
Sulphate	mg/L	2	250(SO4) <sup>#17</sup>		400 <sup>#3</sup>	749	-	216	-	2590		
Phenolics	Xylenols	µg/L	0.5			-	-	-	-	-		
	Trimethylphenols	µg/L	0.5			<0.5	-	<0.5	-	<0.5		
	Cresol Total	µg/L	0.5			<0.5	-	<0.5	-	<0.5		
	Dimethylphenols	µg/L	0.5			<0.5	-	<0.5	-	<0.5		
	Phenol	µg/L	0.5	5800 <sup>#18</sup>	7.7 <sup>#2</sup>	7.7 <sup>#2</sup>	<0.5	-	0.9	-	4.9	
Phenols Monohydric	µg/L	0.5				<0.5	-	-	-	-		
Other	Temperature	°C				-	-	-	-	-		
	Conductivity @ 25oC	mS/cm	0.01			1.47	-	0.814	-	9.48		
	Conductivity @ 20oC	µS/cm	14			-	-	-	-	-		
	pH (Lab)	pH Units	1	6.5-9.5 <sup>#1</sup>	6-8.5(MAC) <sup>#19</sup>	6-9(MAC) <sup>#19</sup>	7.5	-	7.4	-	7.3	

Field_ID	Location_Code	Sample_Depth_Range	Sampled_Date_Time	Matrix_Description
BH07065-X-1.00-ES-191212	BH07065	1	12/12/2019	UK Drinking Water Standards
BH07065-X-3.00-ES-191212	BH07065	3	12/12/2019	UK Estuaries and coastal waters EQS
BH07065-X-3.00-ES-191212	BH07065	3	12/12/2019	UK Freshwater EQS
BH07065-X-4.00-ES-191212	BH07065	4	12/12/2019	
BH07065-X-4.00-ES-191212	BH07065	4	12/12/2019	
BH07065-X-6.00-ES-191212	BH07065	6	12/12/2019	

Chem_Group	ChemName	output unit	EQL

**Environmental Standards Comments**

- #1:Water Supply (Water Quality) Regulations 2016.
- #2:Water Framework Directive (Standards and Classification) Directions (England and Wales) 2015.
- #3:Operational Targets and EQS. EA, April 2018
- #4:Water Framework Directive (Standards & Classification) Directions (England & Wales) 2015. Dissolved fraction.
- #5:Water Framework Directive (Standards & Classification) Directions (England & Wales) 2015. Dissolved fraction. Lowest criteria presented (<40mg/l of CaCO3). See 'further assessment' if criteria exceeded and hardness (CaCO3) data available.
- #6:Water Framework Directive (Standards and Classification) Directions (England and Wales) 2015. Dissolved Fraction. If hexavalent chromium (CrVI) data is available, a value of 4.7µg/l may be appropriate for the remaining trivalent chromium (CrIII).
- #7:Operational Targets and EQS. EA, April 2018. Dissolved fraction.
- #8:Water Framework Directive (Standards and Classification) Directions (England and Wales) 2015. Dissolved Fraction. If DOC >1mg/l then a higher criteria applies (3.76\*(2.677\*(DOC2+0.5))
- #9:Water Framework Directive (Standards & Classification) Directions (England & Wales) 2015. Dissolved & bioavailable (bio) fraction plus background. M-BAT tool to assess: <http://wfd.uk.org/resources/river-lakes-metal-bioavailability-assessment-tool-m-bat>
- #10:Water Framework Directive (Standards and Classification) Directions (England and Wales) 2015. Dissolved Fraction. MAC adopted in absence of AA value.
- #11:Guidelines for Drinking-water Quality, 4th Edition. WHO, 2011. Informal value.
- #12:Operational Targets and EQS. EA, April 2018.
- #13:Operational Targets and EQS. EA, April 2018. Lowest criteria presented (<200mg/l CaCO3). See 'further assessment' values if criteria exceeded and hardness (CaCO3) data available.
- #14:Guidelines for Drinking-water Quality, 4th Edition. WHO, 2011. Based on taste rather than a formal guideline.
- #15:Water Framework Directive (Standards and Classification) Directions (England and Wales) 2015. Indicator of 'good' status (90%ile) - Ammonia standard for lakes and rivers (total ammonia as nitrogen).
- #16:Operational Targets and EQS. EA, April 2018. Dissolved fraction. Lowest criteria presented (<50 mg/l CaCO3). See 'further assessment' values if criteria exceeded and hardness (CaCO3) data available.
- #17:Water Supply (Water Quality) Regulations 2016. As SO4.
- #18:US EPA Regional Screening Levels, May 2019. <https://www.epa.gov/risk/regional-screening-levels-rsls-generic-tables>
- #19:Operational Targets and EQS. EA, April 2018. Maximum Allowable Concentration (MAC) adopted in absence of Annual Average (AA) value.

**Legend**

36.2	Results exceeds GAC.
<50	Results MDL is greater than GAC.
-	Determinand has not been tested for.

**Notes**

A range is given where a determinand has been analysed for by more than one method.

		Field_ID	BH07065-X-6.00-ES-191212	BH07065-X-7.00-ES-191212	BH07065-X-7.00-ES-191212	BH07065-X-8.00-ES-191212	BH07066-X-0.05-ES-191121	BH07066-X-0.05-ES-191121			
		Location_Code	BH07065	BH07065	BH07065	BH07065	BH07066	BH07066			
		Sample_Death_Range	6	7	7	8	0.05	0.05			
		Sampled_Date_Time	12/12/2019	12/12/2019	12/12/2019	12/12/2019	21/11/2019	21/11/2019			
		Matrix_Description									
		UK Drinking Water Standards									
		UK Estuaries and coastal waters EQS									
		UK Freshwater EQS									
Chem_Group	ChemName	output unit	EQ1	EQ2	EQ3	EQ4	EQ5	EQ6			
Metals	Antimony	µg/L	1	5 <sup>#1</sup>	11	-	6	6	-	<1	
	Arsenic	µg/L	0.5	10 <sup>#1</sup>	7	-	35	9	-	<1	
	Boron	µg/L	10	1000 <sup>#1</sup>	1860	-	1360	1040	-	290	
	Cadmium	µg/L	0.02	5 <sup>#1</sup>	0.08 <sup>#5</sup>	<0.02	<0.02	<0.02	-	0.06	
	Chromium (hexavalent)	µg/L	3	0.6 <sup>#4</sup>	<3	-	<3	<3	-	<3	
	Chromium	µg/L	1	50 <sup>#1</sup>	<1	-	<1	<1	-	<1	
	Chromium (Trivalent)	µg/L	3	3	4.7 <sup>#4</sup>	-	-	-	-	-	
	Cobalt	µg/L	0.5	3 <sup>#7</sup>	<1	-	<1	<1	-	2	
	Copper	µg/L	0.3	2000 <sup>#1</sup>	3.76 <sup>#8</sup>	<1	<1	<1	-	<1	
	Lead	µg/L	0.2	10 <sup>#1</sup>	1.3 <sup>#4</sup>	<1	<1	<1	-	<1	
	Mercury	µg/L	0.01	1 <sup>#1</sup>	0.07(MAC) <sup>#10</sup>	<0.03	<0.03	<0.03	-	<0.03	
	Molybdenum	µg/L	1	70 <sup>#11</sup>	75	-	41	23	-	3	
	Nickel	µg/L	0.4	20 <sup>#1</sup>	8.6 <sup>#4</sup>	2	-	2	1	-	8
	Selenium	µg/L	1	10 <sup>#1</sup>	<1	-	<1	<1	-	19	
Vanadium	µg/L	1	100 <sup>#12</sup>	20 <sup>#13</sup>	8	-	2	-	<1		
Zinc	µg/L	1	3000 <sup>#14</sup>	10.9(bio) <sup>#9</sup>	5	-	7	7	-	4	
Inorganics	Available Phosphate	mg/l	6	-	-	-	-	-	-	-	
	Available Phosphorus	mg/l	2	-	-	-	-	-	-	-	
	Ammoniacal Nitrogen as N	mg/L	0.002	0.02 <sup>#2</sup>	64	59.8	59.1	38	0.03	0.03	
	Calcium	mg/L	0.2	-	107	-	94	96	-	373	
	Chloride	mg/L	1	250 <sup>#1</sup>	250 <sup>#3</sup>	-	1800	1840	-	15	
	Cyanide (Free)	µg/L	2.5	50 <sup>#1</sup>	1 <sup>#2</sup>	<20	<20	<20	-	<20	
	Cyanide Total	µg/L	5	50 <sup>#1</sup>	1 <sup>#2</sup>	<20	<20	<20	-	<20	
	Cyanides-complex	µg/L	5	50 <sup>#1</sup>	1 <sup>#2</sup>	-	-	-	-	-	
	Fluoride	µg/L	100	1500 <sup>#1</sup>	500	-	400	400	-	200	
	Magnesium	mg/L	0.036	-	90	-	113	117	-	111	
Potassium	mg/L	0.2	-	160	-	146	127	-	55		
Sodium	mg/L	0.076	200 <sup>#1</sup>	680	-	1290	1260	-	97		
Sulphate	mg/L	2	250(SO4) <sup>#17</sup>	400 <sup>#3</sup>	390	-	321	257	-	1430	
Phenolics	Xylenols	µg/L	0.5	-	-	-	-	-	-	-	
	Trimethylphenols	µg/L	0.5	-	<0.5	-	<0.5	<0.5	-	<0.5	
	Cresol Total	µg/L	0.5	-	<0.5	-	<0.5	<0.5	-	<0.5	
	Dimethylphenols	µg/L	0.5	-	<0.5	-	<0.5	<0.5	-	<0.5	
	Phenol	µg/L	0.5	5800 <sup>#18</sup>	7.7 <sup>#2</sup>	2.4	5.6	4.5	-	<0.5	
	Phenols Monohydric	µg/L	0.5	-	-	-	-	-	-	-	
Other	Temperature	°C	-	-	-	-	-	-	-	-	
	Conductivity @ 25oC	mS/cm	0.01	-	5.33	-	7.49	7.32	-	2.51	
	Conductivity @ 20oC	µS/cm	14	-	-	-	-	-	-	-	
	pH (Lab)	pH Units	1	6.5-9.5 <sup>#1</sup>	6-8.5(MAC) <sup>#19</sup>	6-9(MAC) <sup>#19</sup>	8.1	8.2	8.1	-	7.5

Field_ID	Location_Code	Sample_Depth_Range	Sampled_Date_Time	Matrix_Description
BH07065-X-6.00-ES-191212	BH07065	6	12/12/2019	UK Drinking Water Standards
BH07065-X-7.00-ES-191212	BH07065	7	12/12/2019	UK Estuaries and coastal waters EQS
BH07065-X-7.00-ES-191212	BH07065	7	12/12/2019	UK Freshwater EQS
BH07065-X-8.00-ES-191212	BH07065	8	12/12/2019	
BH07066-X-0.05-ES-191121	BH07066	0.05	21/11/2019	
BH07066-X-0.05-ES-191121	BH07066	0.05	21/11/2019	

Chem_Group	ChemName	output unit	EQL

**Environmental Standards Comments**

- #1:Water Supply (Water Quality) Regulations 2016.
- #2:Water Framework Directive (Standards and Classification) Directions (England and Wales) 2015.
- #3:Operational Targets and EQS. EA, April 2018
- #4:Water Framework Directive (Standards & Classification) Directions (England & Wales) 2015. Dissolved fraction.
- #5:Water Framework Directive (Standards & Classification) Directions (England & Wales) 2015. Dissolved fraction. Lowest criteria presented (<40mg/l of CaCO3). See 'further assessment' if criteria exceeded and hardness (CaCO3) data available.
- #6:Water Framework Directive (Standards and Classification) Directions (England and Wales) 2015. Dissolved Fraction. If hexavalent chromium (CrVI) data is available, a value of 4.7µg/l may be appropriate for the remaining trivalent chromium (CrIII).
- #7:Operational Targets and EQS. EA, April 2018. Dissolved fraction.
- #8:Water Framework Directive (Standards and Classification) Directions (England and Wales) 2015. Dissolved Fraction. If DOC >1mg/l then a higher criteria applies (3.76\*(2.677\*(DOC2+0.5))
- #9:Water Framework Directive (Standards & Classification) Directions (England & Wales) 2015. Dissolved & bioavailable (bio) fraction plus background. M-BAT tool to assess: <http://wfd.uk.org/resources/river-lakes-metal-bioavailability-assessment-tool-m-bat>
- #10:Water Framework Directive (Standards and Classification) Directions (England and Wales) 2015. Dissolved Fraction. MAC adopted in absence of AA value.
- #11:Guidelines for Drinking-water Quality, 4th Edition. WHO, 2011. Informal value.
- #12:Operational Targets and EQS. EA, April 2018.
- #13:Operational Targets and EQS. EA, April 2018. Lowest criteria presented (<200mg/l CaCO3). See 'further assessment' values if criteria exceeded and hardness (CaCO3) data available.
- #14:Guidelines for Drinking-water Quality, 4th Edition. WHO, 2011. Based on taste rather than a formal guideline.
- #15:Water Framework Directive (Standards and Classification) Directions (England and Wales) 2015. Indicator of 'good' status (90%ile) - Ammonia standard for lakes and rivers (total ammonia as nitrogen).
- #16:Operational Targets and EQS. EA, April 2018. Dissolved fraction. Lowest criteria presented (<50 mg/l CaCO3). See 'further assessment' values if criteria exceeded and hardness (CaCO3) data available.
- #17:Water Supply (Water Quality) Regulations 2016. As SO4.
- #18:US EPA Regional Screening Levels, May 2019. <https://www.epa.gov/risk/regional-screening-levels-rsls-generic-tables>
- #19:Operational Targets and EQS. EA, April 2018. Maximum Allowable Concentration (MAC) adopted in absence of Annual Average (AA) value.

**Legend**

36.2	Results exceeds GAC.
<50	Results MDL is greater than GAC.
-	Determinand has not been tested for.

**Notes**

A range is given where a determinand has been analysed for by more than one method.

				Field_ID	BH07066-X-0.60-ES-191121	BH07066-X-0.60-ES-191121	BH07066-X-1.00-ES-191121	BH07066-X-1.00-ES-191121	BH07066-X-2.00-ES-200107	BH07066-X-2.00-ES-200107
				Location_Code	BH07066	BH07066	BH07066	BH07066	BH07066	BH07066
				Sample_Death_Range	0.6	0.6	1	1	2	2
				Sampled_Date_Time	21/11/2019	21/11/2019	21/11/2019	21/11/2019	07/01/2020	07/01/2020
				Matrix_Description						
				UK Drinking Water Standards	UK Estuaries and coastal waters EQS	UK Freshwater EQS				
Chem_Group	ChemName	output unit	EQL							
Metals	Antimony	µg/L	1	5 <sup>#1</sup>	-	-	<1	7	-	14
	Arsenic	µg/L	0.5	10 <sup>#1</sup>	25 <sup>#2</sup>	50 <sup>#2</sup>	<1	11	-	14
	Boron	µg/L	10	1000 <sup>#1</sup>	7000 <sup>#3</sup>	2000 <sup>#3</sup>	-	340	-	170
	Cadmium	µg/L	0.02	5 <sup>#1</sup>	0.2 <sup>#4</sup>	0.08 <sup>#5</sup>	-	0.09	<0.02	<0.02
	Chromium (hexavalent)	µg/L	3		0.6 <sup>#4</sup>	3.4 <sup>#4</sup>	-	<3	-	<3
	Chromium	µg/L	1	50 <sup>#1</sup>	0.6 <sup>#4</sup>	3.4 <sup>#5</sup>	-	<1	2	3
	Chromium (Trivalent)	µg/L	3			4.7 <sup>#4</sup>	-	-	-	-
	Cobalt	µg/L	0.5		3 <sup>#7</sup>	3 <sup>#7</sup>	-	2	1	1
	Copper	µg/L	0.3	2000 <sup>#1</sup>	3.76 <sup>#8</sup>	1(bio) <sup>#9</sup>	-	<1	25	78
	Lead	µg/L	0.2	10 <sup>#1</sup>	1.3 <sup>#4</sup>	1.2(bio) <sup>#9</sup>	-	<1	<1	2
	Mercury	µg/L	0.01	1 <sup>#1</sup>	0.07(MAC) <sup>#10</sup>	0.07(MAC) <sup>#10</sup>	-	0.06	0.05	<0.03
	Molybdenum	µg/L	1	70 <sup>#11</sup>			-	2	50	62
	Nickel	µg/L	0.4	20 <sup>#1</sup>	8.6 <sup>#4</sup>	4(bio) <sup>#9</sup>	-	9	7	13
	Selenium	µg/L	1	10 <sup>#1</sup>			-	11	8	5
	Vanadium	µg/L	1		100 <sup>#12</sup>	20 <sup>#13</sup>	-	<1	72	125
	Zinc	µg/L	1	3000 <sup>#14</sup>		10.9(bio) <sup>#9</sup>	-	9	3	<2
Inorganics	Available Phosphate	mg/l	6				-	-	-	-
	Available Phosphorus	mg/l	2				-	-	-	-
	Ammoniacal Nitrogen as N	mg/L	0.002		0.02 <sup>#2</sup>	0.6 <sup>#15</sup>	0.04	0.04	1	6.3
	Calcium	mg/L	0.2				-	342	-	579
	Chloride	mg/L	1	250 <sup>#1</sup>		250 <sup>#3</sup>	-	17	29	68
	Cyanide (Free)	µg/L	2.5	50 <sup>#1</sup>	1 <sup>#2</sup>	1 <sup>#2</sup>	-	<20	<20	<20
	Cyanide Total	µg/L	5	50 <sup>#1</sup>	1 <sup>#2</sup>	1 <sup>#2</sup>	-	<20	<20	<20
	cyanides-complex	µg/L	5	50 <sup>#1</sup>	1 <sup>#2</sup>	1 <sup>#2</sup>	-	-	-	-
	Fluoride	µg/L	100	1500 <sup>#1</sup>	5000 <sup>#7</sup>	1000 <sup>#16</sup>	-	200	600	300
	Magnesium	mg/L	0.036				-	94	1	<1
	Potassium	mg/L	0.2				-	44	29	36
Sodium	mg/L	0.076		200 <sup>#1</sup>		-	92	57	97	
Sulphate	mg/L	2	250(SO4) <sup>#17</sup>		400 <sup>#3</sup>	-	1320	849	1520	
Phenolics	Xylenols	µg/L	0.5				-	-	-	-
	Trimethylphenols	µg/L	0.5				<0.5	0.8	-	6.5
	Cresol Total	µg/L	0.5				<0.5	6.4	-	8.9
	Dimethylphenols	µg/L	0.5				<0.5	8.8	-	1.6
	Phenol	µg/L	0.5	5800 <sup>#18</sup>	7.7 <sup>#2</sup>	7.7 <sup>#2</sup>	-	<0.5	122	-
Phenols Monohydric	µg/L	0.5				-	-	-	-	
Other	Temperature	°C					-	-	-	-
	Conductivity @ 25oC	mS/cm	0.01				2.33	-	1.61	2.44
	Conductivity @ 20oC	µS/cm	14				-	-	-	-
	pH (Lab)	pH Units	1	6.5-9.5 <sup>#1</sup>	6-8.5(MAC) <sup>#19</sup>	6-9(MAC) <sup>#19</sup>	7.4	-	9.2	-

Field_ID	Location_Code	Sample_Depth_Range	Sampled_Date_Time	Matrix_Description
BH07066-X-0.60-ES-191121	BH07066	0.6	21/11/2019	UK Drinking Water Standards
BH07066-X-0.60-ES-191121	BH07066	0.6	21/11/2019	UK Estuaries and coastal waters EQS
BH07066-X-1.00-ES-191121	BH07066	1	21/11/2019	UK Freshwater EQS
BH07066-X-1.00-ES-191121	BH07066	1	21/11/2019	
BH07066-X-2.00-ES-200107	BH07066	2	07/01/2020	
BH07066-X-2.00-ES-200107	BH07066	2	07/01/2020	

Chem_Group	ChemName	output unit	EQL

**Environmental Standards Comments**

- #1:Water Supply (Water Quality) Regulations 2016.
- #2:Water Framework Directive (Standards and Classification) Directions (England and Wales) 2015.
- #3:Operational Targets and EQS. EA, April 2018
- #4:Water Framework Directive (Standards & Classification) Directions (England & Wales) 2015. Dissolved fraction.
- #5:Water Framework Directive (Standards & Classification) Directions (England & Wales) 2015. Dissolved fraction. Lowest criteria presented (<40mg/l of CaCO3). See 'further assessment' if criteria exceeded and hardness (CaCO3) data available.
- #6:Water Framework Directive (Standards and Classification) Directions (England and Wales) 2015. Dissolved Fraction. If hexavalent chromium (CrVI) data is available, a value of 4.7µg/l may be appropriate for the remaining trivalent chromium (CrIII).
- #7:Operational Targets and EQS. EA, April 2018. Dissolved fraction.
- #8:Water Framework Directive (Standards and Classification) Directions (England and Wales) 2015. Dissolved Fraction. If DOC >1mg/l then a higher criteria applies (3.76\*(2.677\*(DOC2+0.5))
- #9:Water Framework Directive (Standards & Classification) Directions (England & Wales) 2015. Dissolved & bioavailable (bio) fraction plus background. M-BAT tool to assess: <http://wfd.uk.org/resources/river-lakes-metal-bioavailability-assessment-tool-m-bat>
- #10:Water Framework Directive (Standards and Classification) Directions (England and Wales) 2015. Dissolved Fraction. MAC adopted in absence of AA value.
- #11:Guidelines for Drinking-water Quality, 4th Edition. WHO, 2011. Informal value.
- #12:Operational Targets and EQS. EA, April 2018.
- #13:Operational Targets and EQS. EA, April 2018. Lowest criteria presented (<200mg/l CaCO3). See 'further assessment' values if criteria exceeded and hardness (CaCO3) data available.
- #14:Guidelines for Drinking-water Quality, 4th Edition. WHO, 2011. Based on taste rather than a formal guideline.
- #15:Water Framework Directive (Standards and Classification) Directions (England and Wales) 2015. Indicator of 'good' status (90%ile) - Ammonia standard for lakes and rivers (total ammonia as nitrogen).
- #16:Operational Targets and EQS. EA, April 2018. Dissolved fraction. Lowest criteria presented (<50 mg/l CaCO3). See 'further assessment' values if criteria exceeded and hardness (CaCO3) data available.
- #17:Water Supply (Water Quality) Regulations 2016. As SO4.
- #18:US EPA Regional Screening Levels, May 2019. <https://www.epa.gov/risk/regional-screening-levels-rsls-generic-tables>
- #19:Operational Targets and EQS. EA, April 2018. Maximum Allowable Concentration (MAC) adopted in absence of Annual Average (AA) value.

**Legend**

36.2	Results exceeds GAC.
<50	Results MDL is greater than GAC.
-	Determinand has not been tested for.

**Notes**

A range is given where a determinand has been analysed for by more than one method.



				Field_ID	BH07066-X-3.00-ES-200107	BH07066-X-3.00-ES-200107	BH07066-X-4.00-ES-200107	BH07066-X-4.00-ES-200107	BH07066-X-5.00-ES-200107	BH07066-X-5.00-ES-200107	
				Location_Code	BH07066	BH07066	BH07066	BH07066	BH07066	BH07066	
				Sample_DePTH_Range	3	3	4	4	5	5	
				Sampled_Date_Time	07/01/2020	07/01/2020	07/01/2020	07/01/2020	07/01/2020	07/01/2020	
				Matrix_Description							
				UK Drinking Water Standards							
				UK Estuaries and coastal waters EQS							
				UK Freshwater EQS							
Chem_Group	ChemName	output unit	EQL								
Metals	Antimony	µg/L	1	5 <sup>#1</sup>	-	14	-	15	-	5	
	Arsenic	µg/L	0.5	10 <sup>#1</sup>	25 <sup>#2</sup>	50 <sup>#2</sup>	13	8	-	5	
	Boron	µg/L	10	1000 <sup>#1</sup>	7000 <sup>#3</sup>	2000 <sup>#3</sup>	140	1070	-	1010	
	Cadmium	µg/L	0.02	5 <sup>#1</sup>	0.2 <sup>#4</sup>	0.08 <sup>#5</sup>	0.03	<0.02	-	0.19	
	Chromium (hexavalent)	µg/L	3		0.6 <sup>#4</sup>	3.4 <sup>#4</sup>	<3	3	-	<3	
	Chromium	µg/L	1	50 <sup>#1</sup>	0.6 <sup>#4</sup>	3.4 <sup>#6</sup>	<1	<1	-	2	
	Chromium (Trivalent)	µg/L	3			4.7 <sup>#4</sup>	-	-	-	-	
	Cobalt	µg/L	0.5			3 <sup>#7</sup>	1	<1	-	-	
	Copper	µg/L	0.3	2000 <sup>#1</sup>	3.78 <sup>#8</sup>	1(bio) <sup>#9</sup>	8	3	-	8	
	Lead	µg/L	0.2	10 <sup>#1</sup>	1.3 <sup>#4</sup>	1.2(bio) <sup>#9</sup>	<1	4	-	4	
	Mercury	µg/L	0.01	1 <sup>#1</sup>	0.07(MAC) <sup>#10</sup>	0.07(MAC) <sup>#10</sup>	0.12	-	<0.03	<0.03	
	Molybdenum	µg/L	1	70 <sup>#11</sup>			77	127	-	24	
	Nickel	µg/L	0.4	20 <sup>#1</sup>	8.6 <sup>#4</sup>	4(bio) <sup>#9</sup>	10	7	-	15	
	Selenium	µg/L	1	10 <sup>#1</sup>			17	2	-	1	
	Vanadium	µg/L	1		100 <sup>#12</sup>		68	8	-	2	
	Zinc	µg/L	1	3000 <sup>#14</sup>		10.9(bio) <sup>#9</sup>	<2	3	-	150	
Inorganics	Available Phosphate	mg/l	6			-	-	-	-	-	
	Available Phosphorus	mg/l	2			-	-	-	-	-	
	Ammoniacal Nitrogen as N	mg/L	0.002		0.02 <sup>#2</sup>	0.6 <sup>#15</sup>	3.2	3.4	8.4	15.6	15.3
	Calcium	mg/L	0.2				134	110	-	692	
	Chloride	mg/L	1	250 <sup>#1</sup>		250 <sup>#3</sup>	67	849	-	1350	
	Cyanide (Free)	µg/L	2.5	50 <sup>#1</sup>		1 <sup>#2</sup>	<20	<20	-	<20	
	Cyanide Total	µg/L	5	50 <sup>#1</sup>		1 <sup>#2</sup>	<20	20	-	20	
	cyanides-complex	µg/L	5	50 <sup>#1</sup>		1 <sup>#2</sup>	-	-	-	-	
	Fluoride	µg/L	100	1500 <sup>#1</sup>		5000 <sup>#7</sup>	700	1700	-	300	
	Magnesium	mg/L	0.036				7	39	-	93	
	Potassium	mg/L	0.2				26	81	-	105	
Sodium	mg/L	0.076		200 <sup>#1</sup>		83	654	-	712		
Sulphate	mg/L	2	250(SO4) <sup>#17</sup>		400 <sup>#3</sup>	510	537	-	2120		
Phenolics	Xylenols	µg/L	0.5			-	-	-	-	-	
	Trimethylphenols	µg/L	0.5			<0.5	<0.5	<0.5	-	<0.5	
	Cresol Total	µg/L	0.5			1.3	<0.5	<0.5	-	<0.5	
	Dimethylphenols	µg/L	0.5			<0.5	<0.5	<0.5	-	<0.5	
	Phenol	µg/L	0.5	5800 <sup>#18</sup>	7.7 <sup>#2</sup>		19.8	6.1	-	1.7	
Phenols Monohydric	µg/L	0.5						-			
Other	Temperature	°C				-	-	-	-	-	
	Conductivity @ 25oC	mS/cm	0.01				1.11	4.09	-	6.54	
	Conductivity @ 20oC	µS/cm	14				-	-	-	-	
	pH (Lab)	pH Units	1	6.5-9.5 <sup>#1</sup>	6-8.5(MAC) <sup>#19</sup>	6-9(MAC) <sup>#19</sup>	9.5	-	8.1	-	7.5

Field_ID	Location_Code	Sample_Depth_Range	Sampled_Date_Time	Matrix_Description
BH07066-X-3.00-ES-200107	BH07066	3	07/01/2020	UK Drinking Water Standards
BH07066-X-3.00-ES-200107	BH07066	3	07/01/2020	UK Estuaries and coastal waters EQS
BH07066-X-4.00-ES-200107	BH07066	4	07/01/2020	UK Freshwater EQS
BH07066-X-4.00-ES-200107	BH07066	4	07/01/2020	
BH07066-X-5.00-ES-200107	BH07066	5	07/01/2020	
BH07066-X-5.00-ES-200107	BH07066	5	07/01/2020	

Chem_Group	ChemName	output unit	EQL

**Environmental Standards Comments**

- #1:Water Supply (Water Quality) Regulations 2016.
- #2:Water Framework Directive (Standards and Classification) Directions (England and Wales) 2015.
- #3:Operational Targets and EQS. EA, April 2018
- #4:Water Framework Directive (Standards & Classification) Directions (England & Wales) 2015. Dissolved fraction.
- #5:Water Framework Directive (Standards & Classification) Directions (England & Wales) 2015. Dissolved fraction. Lowest criteria presented (<40mg/l of CaCO3). See 'further assessment' if criteria exceeded and hardness (CaCO3) data available.
- #6:Water Framework Directive (Standards and Classification) Directions (England and Wales) 2015. Dissolved Fraction. If hexavalent chromium (CrVI) data is available, a value of 4.7µg/l may be appropriate for the remaining trivalent chromium (CrIII).
- #7:Operational Targets and EQS. EA, April 2018. Dissolved fraction.
- #8:Water Framework Directive (Standards and Classification) Directions (England and Wales) 2015. Dissolved Fraction. If DOC >1mg/l then a higher criteria applies (3.76\*(2.677\*(DOC2+0.5))
- #9:Water Framework Directive (Standards & Classification) Directions (England & Wales) 2015. Dissolved & bioavailable (bio) fraction plus background. M-BAT tool to assess: <http://wfd.uk.org/resources/river-lakes-metal-bioavailability-assessment-tool-m-bat>
- #10:Water Framework Directive (Standards and Classification) Directions (England and Wales) 2015. Dissolved Fraction. MAC adopted in absence of AA value.
- #11:Guidelines for Drinking-water Quality, 4th Edition. WHO, 2011. Informal value.
- #12:Operational Targets and EQS. EA, April 2018.
- #13:Operational Targets and EQS. EA, April 2018. Lowest criteria presented (<200mg/l CaCO3). See 'further assessment' values if criteria exceeded and hardness (CaCO3) data available.
- #14:Guidelines for Drinking-water Quality, 4th Edition. WHO, 2011. Based on taste rather than a formal guideline.
- #15:Water Framework Directive (Standards and Classification) Directions (England and Wales) 2015. Indicator of 'good' status (90%ile) - Ammonia standard for lakes and rivers (total ammonia as nitrogen).
- #16:Operational Targets and EQS. EA, April 2018. Dissolved fraction. Lowest criteria presented (<50 mg/l CaCO3). See 'further assessment' values if criteria exceeded and hardness (CaCO3) data available.
- #17:Water Supply (Water Quality) Regulations 2016. As SO4.
- #18:US EPA Regional Screening Levels, May 2019. <https://www.epa.gov/risk/regional-screening-levels-rsls-generic-tables>
- #19:Operational Targets and EQS. EA, April 2018. Maximum Allowable Concentration (MAC) adopted in absence of Annual Average (AA) value.

**Legend**

36.2	Results exceeds GAC.
<50	Results MDL is greater than GAC.
-	Determinand has not been tested for.

**Notes**

A range is given where a determinand has been analysed for by more than one method.

				Field_ID	BH07066-X-6.00-ES-200107	BH07066-X-6.00-ES-200107	BH07066-X-7.00-ES-200107	BH07066-X-7.50-ES-200108	BH07066-X-7.50-ES-200108	BH07066-X-7.50-ES-200108	BH07067-X-0.20-ES-200123
				Location_Code	BH07066	BH07066	BH07066	BH07066	BH07066	BH07066	BH07067
				Sample_Death_Range	6	6	7	7.5	7.5	7.5	0.2
				Sampled_Date_Time	07/01/2020	07/01/2020	07/01/2020	08/01/2020	08/01/2020	08/01/2020	23/01/2020
				Matrix_Description							
				UK Drinking Water Standards							
				UK Estuaries and coastal waters EQS							
				UK Freshwater EQS							
Chem_Group	ChemName	output unit	EQL								
Metals	Antimony	µg/L	1	5 <sup>#1</sup>	-	7	4	9	14	<1	
	Arsenic	µg/L	0.5	10 <sup>#1</sup>	25 <sup>#2</sup>	50 <sup>#2</sup>	4	12	26	18	2
	Boron	µg/L	10	1000 <sup>#1</sup>	7000 <sup>#3</sup>	2000 <sup>#3</sup>	1600	2020	1000	990	250
	Cadmium	µg/L	0.02	5 <sup>#1</sup>	0.2 <sup>#4</sup>	0.08 <sup>#5</sup>	0.23	<0.02	0.02	<0.02	<0.02
	Chromium (hexavalent)	µg/L	3		0.6 <sup>#4</sup>	3.4 <sup>#4</sup>	<3	<3	<3	<3	<3
	Chromium	µg/L	1	50 <sup>#1</sup>	0.6 <sup>#4</sup>	3.4 <sup>#6</sup>	1	1	<1	<1	<1
	Chromium (Trivalent)	µg/L	3		4.7 <sup>#4</sup>	-	-	-	-	-	<3
	Cobalt	µg/L	0.5		3 <sup>#7</sup>	-	11	1	<1	<1	<1
	Copper	µg/L	0.3	2000 <sup>#1</sup>	3.76 <sup>#8</sup>	1(bio) <sup>#9</sup>	2	<1	<1	<1	5
	Lead	µg/L	0.2	10 <sup>#1</sup>	1.3 <sup>#4</sup>	1.2(bio) <sup>#9</sup>	3	<1	<1	<1	<1
	Mercury	µg/L	0.01	1 <sup>#1</sup>	0.07(MAC) <sup>#10</sup>	0.07(MAC) <sup>#10</sup>	<0.03	<0.03	<0.03	<0.03	<0.03
	Molybdenum	µg/L	1	70 <sup>#11</sup>	-	-	16	48	32	60	4
	Nickel	µg/L	0.4	20 <sup>#1</sup>	8.6 <sup>#4</sup>	4(bio) <sup>#9</sup>	24	4	2	3	6
	Selenium	µg/L	1	10 <sup>#1</sup>	-	-	<1	<1	<1	<1	<1
	Vanadium	µg/L	1		100 <sup>#12</sup>	20 <sup>#13</sup>	1	5	9	25	2
Zinc	µg/L	1	3000 <sup>#14</sup>	-	10.9(bio) <sup>#9</sup>	182	10	<2	<2	3	
Inorganics	Available Phosphate	mg/l	6	-	-	-	-	-	-	-	-
	Available Phosphorus	mg/l	2	-	-	-	-	-	-	-	-
	Ammoniacal Nitrogen as N	mg/L	0.002		0.02 <sup>#2</sup>	0.6 <sup>#15</sup>	23.5	95	35.4	40.6	0.06
	Calcium	mg/L	0.2		-	-	762	636	54	55	64
	Chloride	mg/L	1	250 <sup>#1</sup>	250 <sup>#3</sup>	250 <sup>#3</sup>	1290	1070	1860	1940	10
	Cyanide (Free)	µg/L	2.5	50 <sup>#1</sup>	1 <sup>#2</sup>	1 <sup>#2</sup>	<20	<20	<20	<20	<20
	Cyanide Total	µg/L	5	50 <sup>#1</sup>	1 <sup>#2</sup>	1 <sup>#2</sup>	<20	<20	<20	<20	<20
	cyanides-complex	µg/L	5	50 <sup>#1</sup>	1 <sup>#2</sup>	1 <sup>#2</sup>	-	-	-	-	-
	Fluoride	µg/L	100	1500 <sup>#1</sup>	5000 <sup>#7</sup>	1000 <sup>#16</sup>	200	300	600	700	2300
	Magnesium	mg/L	0.036		-	-	110	156	88	91	9
Potassium	mg/L	0.2		-	-	118	202	116	136	12	
Sodium	mg/L	0.076		200 <sup>#1</sup>	-	753	808	1220	1480	9	
Sulphate	mg/L	2	250(SO4) <sup>#17</sup>	400 <sup>#3</sup>	-	2130	2640	59	146	12	
Phenolics	Xylenols	µg/L	0.5	-	-	-	-	-	-	-	-
	Trimethylphenols	µg/L	0.5	-	-	<0.5	<0.5	<0.5	<0.5	<0.5	
	Cresol Total	µg/L	0.5	-	-	<0.5	<0.5	<0.5	<0.5	<0.5	
	Dimethylphenols	µg/L	0.5	-	-	<0.5	<0.5	<0.5	<0.5	<0.5	
	Phenol	µg/L	0.5	5800 <sup>#18</sup>	7.7 <sup>#2</sup>	7.7 <sup>#2</sup>	0.8	2.2	5.5	5.8	5.7
Phenols Monohydric	µg/L	0.5		-	-	-	-	-	-	-	
Other	Temperature	°C		-	-	-	-	-	-	-	-
	Conductivity @ 25oC	mS/cm	0.01	-	-	6.91	7.43	6.74	7.12	0.411	
	Conductivity @ 20oC	µS/cm	14	-	-	-	-	-	-	-	
	pH (Lab)	pH Units	1	6.5-9.5 <sup>#1</sup>	6-8.5(MAC) <sup>#19</sup>	6-9(MAC) <sup>#19</sup>	7.5	7.8	8.1	8.2	8.1

Field_ID	Location_Code	Sample_Depth_Range	Sampled_Date_Time	Matrix_Description
BH07066-X-6.00-ES-200107	BH07066	6	07/01/2020	UK Drinking Water Standards
BH07066-X-6.00-ES-200107	BH07066	8	07/01/2020	UK Estuaries and coastal waters EQS
BH07066-X-7.00-ES-200107	BH07066	7	07/01/2020	UK Freshwater EQS
BH07066-X-7.50-ES-200108	BH07066	7.5	08/01/2020	
BH07066-X-7.50-ES-200108	BH07066	7.5	08/01/2020	
BH07067-X-0.20-ES-200123	BH07067	0.2	23/01/2020	

Chem_Group	ChemName	output unit	EQL

**Environmental Standards Comments**

- #1:Water Supply (Water Quality) Regulations 2016.
- #2:Water Framework Directive (Standards and Classification) Directions (England and Wales) 2015.
- #3:Operational Targets and EQS. EA, April 2018
- #4:Water Framework Directive (Standards & Classification) Directions (England & Wales) 2015. Dissolved fraction.
- #5:Water Framework Directive (Standards & Classification) Directions (England & Wales) 2015. Dissolved fraction. Lowest criteria presented (<40mg/l of CaCO3). See 'further assessment' if criteria exceeded and hardness (CaCO3) data available.
- #6:Water Framework Directive (Standards and Classification) Directions (England and Wales) 2015. Dissolved Fraction. If hexavalent chromium (CrVI) data is available, a value of 4.7µg/l may be appropriate for the remaining trivalent chromium (CrIII).
- #7:Operational Targets and EQS. EA, April 2018. Dissolved fraction.
- #8:Water Framework Directive (Standards and Classification) Directions (England and Wales) 2015. Dissolved Fraction. If DOC >1mg/l then a higher criteria applies (3.76\*(2.677\*(DOC2+0.5))
- #9:Water Framework Directive (Standards & Classification) Directions (England & Wales) 2015. Dissolved & bioavailable (bio) fraction plus background. M-BAT tool to assess: <http://wfd.uk.org/resources/river-lakes-metal-bioavailability-assessment-tool-m-bat>
- #10:Water Framework Directive (Standards and Classification) Directions (England and Wales) 2015. Dissolved Fraction. MAC adopted in absence of AA value.
- #11:Guidelines for Drinking-water Quality, 4th Edition. WHO, 2011. Informal value.
- #12:Operational Targets and EQS. EA, April 2018.
- #13:Operational Targets and EQS. EA, April 2018. Lowest criteria presented (<200mg/l CaCO3). See 'further assessment' values if criteria exceeded and hardness (CaCO3) data available.
- #14:Guidelines for Drinking-water Quality, 4th Edition. WHO, 2011. Based on taste rather than a formal guideline.
- #15:Water Framework Directive (Standards and Classification) Directions (England and Wales) 2015. Indicator of 'good' status (90%ile) - Ammonia standard for lakes and rivers (total ammonia as nitrogen).
- #16:Operational Targets and EQS. EA, April 2018. Dissolved fraction. Lowest criteria presented (<50 mg/l CaCO3). See 'further assessment' values if criteria exceeded and hardness (CaCO3) data available.
- #17:Water Supply (Water Quality) Regulations 2016. As SO4.
- #18:US EPA Regional Screening Levels, May 2019. <https://www.epa.gov/risk/regional-screening-levels-rsls-generic-tables>
- #19:Operational Targets and EQS. EA, April 2018. Maximum Allowable Concentration (MAC) adopted in absence of Annual Average (AA) value.

**Legend**

36.2	Results exceeds GAC.
<50	Results MDL is greater than GAC.
-	Determinand has not been tested for.

**Notes**

A range is given where a determinand has been analysed for by more than one method.

				Field_ID	BH07067-X-0.80-ES-200123	BH07067-X-1.50-ES-200127	BH07067-X-1.50-ES-200127	BH07067-X-2.50-ES-200127	BH07067-X-2.50-ES-200127	BH07067-X-7.80-ES-200127		
				Location_Code	BH07067	BH07067	BH07067	BH07067	BH07067	BH07067		
				Sample_DePTH_Range	0.8	1.5	1.5	2.5	2.5	7.8		
				Sampled_Date_Time	23/01/2020	27/01/2020	27/01/2020	27/01/2020	27/01/2020	27/01/2020		
				Matrix_Description								
				UK Drinking Water Standards								
				UK Estuaries and coastal waters EQS								
				UK Freshwater EQS								
Chem_Group	ChemName	output unit	EQL									
Metals	Antimony	µg/L	1	5 <sup>#1</sup>			<1	-	<1	-	3	-
	Arsenic	µg/L	0.5	10 <sup>#1</sup>	25 <sup>#2</sup>	50 <sup>#2</sup>	1	<1	-	-	5	-
	Boron	µg/L	10	1000 <sup>#1</sup>	7000 <sup>#3</sup>	2000 <sup>#3</sup>	310	-	250	-	560	-
	Cadmium	µg/L	0.02	5 <sup>#1</sup>	0.2 <sup>#4</sup>	0.08 <sup>#5</sup>	0.02	-	<0.02	-	<0.02	-
	Chromium (hexavalent)	µg/L	3		0.6 <sup>#4</sup>	3.4 <sup>#4</sup>	<3	-	<3	-	<3	-
	Chromium	µg/L	1	50 <sup>#1</sup>	0.6 <sup>#4</sup>	3.4 <sup>#6</sup>	<1	-	<1	-	<1	-
	Chromium (Trivalent)	µg/L	3			4.7 <sup>#4</sup>	<3	-	<3	-	<3	-
	Cobalt	µg/L	0.5		3 <sup>#7</sup>	3 <sup>#7</sup>	<1	-	<1	-	<1	-
	Copper	µg/L	0.3	2000 <sup>#1</sup>	3.78 <sup>#8</sup>	1(bio) <sup>#9</sup>	3	-	-	-	<1	-
	Lead	µg/L	0.2	10 <sup>#1</sup>	1.3 <sup>#4</sup>	1.2(bio) <sup>#9</sup>	<1	-	<1	-	<1	-
	Mercury	µg/L	0.01	1 <sup>#1</sup>	0.07(MAC) <sup>#10</sup>	0.07(MAC) <sup>#10</sup>	<0.03	-	<0.03	-	<0.03	-
	Molybdenum	µg/L	1	70 <sup>#11</sup>			3	-	<1	-	17	-
	Nickel	µg/L	0.4	20 <sup>#1</sup>	8.6 <sup>#4</sup>	4(bio) <sup>#9</sup>	3	-	4	-	2	-
	Selenium	µg/L	1	10 <sup>#1</sup>			<1	-	<1	-	<1	-
	Vanadium	µg/L	1		100 <sup>#12</sup>	20 <sup>#13</sup>	<1	-	2	-	7	-
	Zinc	µg/L	1	3000 <sup>#14</sup>		10.9(bio) <sup>#9</sup>	<2	-	2	-	<2	-
Inorganics	Available Phosphate	mg/l	6				-	-	-	-	-	-
	Available Phosphorus	mg/l	2				-	-	-	-	-	-
	Ammoniacal Nitrogen as N	mg/L	0.002		0.02 <sup>#2</sup>	0.6 <sup>#15</sup>	0.05	0.09	0.09	4.9	4.8	6.4
	Calcium	mg/L	0.2				48	-	614	-	10	-
	Chloride	mg/L	1	250 <sup>#1</sup>			12	-	164	-	357	-
	Cyanide (Free)	µg/L	2.5	50 <sup>#1</sup>	1 <sup>#2</sup>	250 <sup>#3</sup>	<20	-	<20	-	<20	-
	Cyanide Total	µg/L	5	50 <sup>#1</sup>	1 <sup>#2</sup>	1 <sup>#2</sup>	<20	-	<20	-	<20	-
	cyanides-complex	µg/L	5	50 <sup>#1</sup>	1 <sup>#2</sup>	1 <sup>#2</sup>	-	-	-	-	-	-
	Fluoride	µg/L	100	1500 <sup>#1</sup>	5000 <sup>#7</sup>	1000 <sup>#16</sup>	2500	-	500	-	300	-
	Magnesium	mg/L	0.036				14	-	84	-	12	-
Potassium	mg/L	0.2				6	-	46	-	39	-	
Sodium	mg/L	0.076		200 <sup>#1</sup>		23	-	236	-	309	-	
Sulphate	mg/L	2	250(SO4) <sup>#17</sup>		400 <sup>#3</sup>	14	-	2040	-	84	-	
Phenolics	Xylenols	µg/L	0.5				-	-	-	-	-	-
	Trimethylphenols	µg/L	0.5				<0.5	-	<0.5	-	<0.5	-
	Cresol Total	µg/L	0.5				<0.5	-	<0.5	-	<0.5	-
	Dimethylphenols	µg/L	0.5				<0.5	-	<0.5	-	<0.5	-
	Phenol	µg/L	0.5	5800 <sup>#18</sup>	7.7 <sup>#2</sup>	7.7 <sup>#2</sup>	2.7	-	0.9	-	6.1	-
Phenols Monohydric	µg/L	0.5				-	-	-	-	-	-	
Other	Temperature	°C					-	-	-	-	-	-
	Conductivity @ 25oC	mS/cm	0.01				0.467	-	3.2	-	1.7	-
	Conductivity @ 20oC	µS/cm	14				-	-	-	-	-	-
	pH (Lab)	pH Units	1	6.5-9.5 <sup>#1</sup>	6-8.5(MAC) <sup>#19</sup>	6-9(MAC) <sup>#19</sup>	7.7	-	7.3	-	8.4	-

Field_ID	Location_Code	Sample_Depth_Range	Sampled_Date_Time	Matrix_Description
BH07067-X-0.80-ES-200123	BH07067	0.8	23/01/2020	UK Drinking Water Standards
BH07067-X-1.50-ES-200127	BH07067	1.5	27/01/2020	UK Estuaries and coastal waters EQS
BH07067-X-1.50-ES-200127	BH07067	1.5	27/01/2020	UK Freshwater EQS
BH07067-X-2.50-ES-200127	BH07067	2.5	27/01/2020	
BH07067-X-2.50-ES-200127	BH07067	2.5	27/01/2020	
BH07067-X-7.80-ES-200127	BH07067	7.8	27/01/2020	

Chem_Group	ChemName	output unit	EQL

**Environmental Standards Comments**

- #1:Water Supply (Water Quality) Regulations 2016.
- #2:Water Framework Directive (Standards and Classification) Directions (England and Wales) 2015.
- #3:Operational Targets and EQS. EA, April 2018
- #4:Water Framework Directive (Standards & Classification) Directions (England & Wales) 2015. Dissolved fraction.
- #5:Water Framework Directive (Standards & Classification) Directions (England & Wales) 2015. Dissolved fraction. Lowest criteria presented (<40mg/l of CaCO3). See 'further assessment' if criteria exceeded and hardness (CaCO3) data available.
- #6:Water Framework Directive (Standards and Classification) Directions (England and Wales) 2015. Dissolved Fraction. If hexavalent chromium (CrVI) data is available, a value of 4.7µg/l may be appropriate for the remaining trivalent chromium (CrIII).
- #7:Operational Targets and EQS. EA, April 2018. Dissolved fraction.
- #8:Water Framework Directive (Standards and Classification) Directions (England and Wales) 2015. Dissolved Fraction. If DOC >1mg/l then a higher criteria applies (3.76\*(2.677\*(DOC2+0.5))
- #9:Water Framework Directive (Standards & Classification) Directions (England & Wales) 2015. Dissolved & bioavailable (bio) fraction plus background. M-BAT tool to assess: <http://wfd.uk.org/resources/river-lakes-metal-bioavailability-assessment-tool-m-bat>
- #10:Water Framework Directive (Standards and Classification) Directions (England and Wales) 2015. Dissolved Fraction. MAC adopted in absence of AA value.
- #11:Guidelines for Drinking-water Quality, 4th Edition. WHO, 2011. Informal value.
- #12:Operational Targets and EQS. EA, April 2018.
- #13:Operational Targets and EQS. EA, April 2018. Lowest criteria presented (<200mg/l CaCO3). See 'further assessment' values if criteria exceeded and hardness (CaCO3) data available.
- #14:Guidelines for Drinking-water Quality, 4th Edition. WHO, 2011. Based on taste rather than a formal guideline.
- #15:Water Framework Directive (Standards and Classification) Directions (England and Wales) 2015. Indicator of 'good' status (90%ile) - Ammonia standard for lakes and rivers (total ammonia as nitrogen).
- #16:Operational Targets and EQS. EA, April 2018. Dissolved fraction. Lowest criteria presented (<50 mg/l CaCO3). See 'further assessment' values if criteria exceeded and hardness (CaCO3) data available.
- #17:Water Supply (Water Quality) Regulations 2016. As SO4.
- #18:US EPA Regional Screening Levels, May 2019. <https://www.epa.gov/risk/regional-screening-levels-rsls-generic-tables>
- #19:Operational Targets and EQS. EA, April 2018. Maximum Allowable Concentration (MAC) adopted in absence of Annual Average (AA) value.

**Legend**

36.2	Results exceeds GAC.
<50	Results MDL is greater than GAC.
-	Determinand has not been tested for.

**Notes**

A range is given where a determinand has been analysed for by more than one method.

				Field_ID	BH07067-X-7.80-ES-200127	BH07068-X-0.00-ES-200117	BH07068-X-0.80-ES-200123	BH07068-X-0.80-ES-200123	BH07068-X-1.50-ES-200128	BH07068-X-11.60-ES-200129
				Location_Code	BH07067	BH07068	BH07068	BH07068	BH07068	BH07068
				Sample_Death_Range	7.8	0	0.8	0.8	1.5	11.6
				Sampled_Date_Time	27/01/2020	17/01/2020	23/01/2020	23/01/2020	28/01/2020	29/01/2020
				Matrix_Description						
				UK Drinking Water Standards						
				UK Estuaries and coastal waters EQS						
				UK Freshwater EQS						
Chem_Group	ChemName	output unit	EQL							
Metals	Antimony	µg/L	1	5 <sup>#1</sup>			1	<1	-	<1
	Arsenic	µg/L	0.5	10 <sup>#1</sup>	25 <sup>#2</sup>	50 <sup>#2</sup>	8	2	1	1
	Boron	µg/L	10	1000 <sup>#1</sup>	7000 <sup>#3</sup>	2000 <sup>#3</sup>	280	250	750	650
	Cadmium	µg/L	0.02	5 <sup>#1</sup>	0.2 <sup>#4</sup>	0.08 <sup>#5</sup>	<0.02	<0.02	-	<0.02
	Chromium (hexavalent)	µg/L	3		0.6 <sup>#4</sup>	3.4 <sup>#4</sup>	<3	<3	-	<3
	Chromium	µg/L	1	50 <sup>#1</sup>	0.6 <sup>#4</sup>	3.4 <sup>#6</sup>	1	<1	-	<1
	Chromium (Trivalent)	µg/L	3		3.4 <sup>#4</sup>	4.7 <sup>#4</sup>	<3	<3	-	<3
	Cobalt	µg/L	0.5		3 <sup>#7</sup>	3 <sup>#7</sup>	<1	<1	-	<1
	Copper	µg/L	0.3	2000 <sup>#1</sup>	3.78 <sup>#8</sup>	1(bio) <sup>#9</sup>	<1	4	-	3
	Lead	µg/L	0.2	10 <sup>#1</sup>	1.3 <sup>#4</sup>	1.2(bio) <sup>#9</sup>	<1	<1	-	<1
	Mercury	µg/L	0.01	1 <sup>#1</sup>	0.07(MAC) <sup>#10</sup>	0.07(MAC) <sup>#10</sup>	<0.03	<0.03	-	<0.03
	Molybdenum	µg/L	1	70 <sup>#11</sup>			5	5	-	3
	Nickel	µg/L	0.4	20 <sup>#1</sup>	8.6 <sup>#4</sup>	4(bio) <sup>#9</sup>	2	6	-	2
	Selenium	µg/L	1	10 <sup>#1</sup>			<1	<1	-	<1
	Vanadium	µg/L	1		100 <sup>#12</sup>	20 <sup>#13</sup>	116	3	-	<1
Zinc	µg/L	1	3000 <sup>#14</sup>			2	<2	-	2	
Inorganics	Available Phosphate	mg/l	6				-	-	-	-
	Available Phosphorus	mg/l	2				-	-	-	-
	Ammoniacal Nitrogen as N	mg/L	0.002		0.02 <sup>#2</sup>	0.6 <sup>#15</sup>	6.4	0.09	0.05	0.06
	Calcium	mg/L	0.2				8	58	52	237
	Chloride	mg/L	1	250 <sup>#1</sup>			331	16	174	599
	Cyanide (Free)	µg/L	2.5	50 <sup>#1</sup>	1 <sup>#2</sup>	250 <sup>#3</sup>	<20	<20	-	<20
	Cyanide Total	µg/L	5	50 <sup>#1</sup>	1 <sup>#2</sup>	1 <sup>#2</sup>	<20	20	-	<20
	cyanides-complex	µg/L	5	50 <sup>#1</sup>	1 <sup>#2</sup>	1 <sup>#2</sup>	-	-	-	-
	Fluoride	µg/L	100	1500 <sup>#1</sup>	5000 <sup>#7</sup>	1000 <sup>#16</sup>	400	1500	-	1900
	Magnesium	mg/L	0.036				11	9	33	124
	Potassium	mg/L	0.2				32	17	18	65
Sodium	mg/L	0.076		200 <sup>#1</sup>		244	11	218	585	
Sulphate	mg/L	2	250(SO4) <sup>#17</sup>		400 <sup>#3</sup>	25	28	319	1480	
Phenolics	Xylenols	µg/L	0.5				-	-	-	-
	Trimethylphenols	µg/L	0.5				<0.5	<0.5	-	<0.5
	Cresol Total	µg/L	0.5				<0.5	<0.5	-	<0.5
	Dimethylphenols	µg/L	0.5				<0.5	<0.5	-	<0.5
	Phenol	µg/L	0.5	5800 <sup>#18</sup>	7.7 <sup>#2</sup>	7.7 <sup>#2</sup>	6.1	7.2	1	1.1
Phenols Monohydric	µg/L	0.5								
Other	Temperature	°C					-	-	-	-
	Conductivity @ 25oC	mS/cm	0.01				1.39	0.436	1.46	4.18
	Conductivity @ 20oC	µS/cm	14				-	-	-	-
	pH (Lab)	pH Units	1	6.5-9.5 <sup>#1</sup>	6-8.5(MAC) <sup>#19</sup>	6-9(MAC) <sup>#19</sup>	8.4	8	7.9	7.7

Field_ID	Location_Code	Sample_Depth_Range	Sampled_Date_Time	Matrix_Description
BH07067-X-7.80-ES-200127	BH07067	7.8	27/01/2020	UK Drinking Water Standards
BH07068-X-0.00-ES-200117	BH07068	0	17/01/2020	UK Estuaries and coastal waters EQS
BH07068-X-0.80-ES-200123	BH07068	0.8	23/01/2020	UK Freshwater EQS
BH07068-X-0.80-ES-200123	BH07068	0.8	23/01/2020	
BH07068-X-1.50-ES-200128	BH07068	1.5	28/01/2020	
BH07068-X-11.60-ES-200129	BH07068	11.6	29/01/2020	

Chem_Group	ChemName	output unit	EQL

**Environmental Standards Comments**

- #1:Water Supply (Water Quality) Regulations 2016.
- #2:Water Framework Directive (Standards and Classification) Directions (England and Wales) 2015.
- #3:Operational Targets and EQS. EA, April 2018
- #4:Water Framework Directive (Standards & Classification) Directions (England & Wales) 2015. Dissolved fraction.
- #5:Water Framework Directive (Standards & Classification) Directions (England & Wales) 2015. Dissolved fraction. Lowest criteria presented (<40mg/l of CaCO3). See 'further assessment' if criteria exceeded and hardness (CaCO3) data available.
- #6:Water Framework Directive (Standards and Classification) Directions (England and Wales) 2015. Dissolved Fraction. If hexavalent chromium (CrVI) data is available, a value of 4.7µg/l may be appropriate for the remaining trivalent chromium (CrIII).
- #7:Operational Targets and EQS. EA, April 2018. Dissolved fraction.
- #8:Water Framework Directive (Standards and Classification) Directions (England and Wales) 2015. Dissolved Fraction. If DOC >1mg/l then a higher criteria applies (3.76\*(2.677\*(DOC2+0.5))
- #9:Water Framework Directive (Standards & Classification) Directions (England & Wales) 2015. Dissolved & bioavailable (bio) fraction plus background. M-BAT tool to assess: <http://wfd.uk.org/resources/river-lakes-metal-bioavailability-assessment-tool-m-bat>
- #10:Water Framework Directive (Standards and Classification) Directions (England and Wales) 2015. Dissolved Fraction. MAC adopted in absence of AA value.
- #11:Guidelines for Drinking-water Quality, 4th Edition. WHO, 2011. Informal value.
- #12:Operational Targets and EQS. EA, April 2018.
- #13:Operational Targets and EQS. EA, April 2018. Lowest criteria presented (<200mg/l CaCO3). See 'further assessment' values if criteria exceeded and hardness (CaCO3) data available.
- #14:Guidelines for Drinking-water Quality, 4th Edition. WHO, 2011. Based on taste rather than a formal guideline.
- #15:Water Framework Directive (Standards and Classification) Directions (England and Wales) 2015. Indicator of 'good' status (90%ile) - Ammonia standard for lakes and rivers (total ammonia as nitrogen).
- #16:Operational Targets and EQS. EA, April 2018. Dissolved fraction. Lowest criteria presented (<50 mg/l CaCO3). See 'further assessment' values if criteria exceeded and hardness (CaCO3) data available.
- #17:Water Supply (Water Quality) Regulations 2016. As SO4.
- #18:US EPA Regional Screening Levels, May 2019. <https://www.epa.gov/risk/regional-screening-levels-rsls-generic-tables>
- #19:Operational Targets and EQS. EA, April 2018. Maximum Allowable Concentration (MAC) adopted in absence of Annual Average (AA) value.

**Legend**

36.2	Results exceeds GAC.
<50	Results MDL is greater than GAC.
-	Determinand has not been tested for.

**Notes**

A range is given where a determinand has been analysed for by more than one method.



				Field_ID	BH07068-X-12.60-ES-200129	BH07068-X-2.30-ES-200128	BH07068-X-7.50-ES-200129	BH07069-X-0.10-ES-200131	BH07069-X-0.60-ES-200131	BH07069-X-1.50-ES-200206
				Location_Code	BH07068	BH07068	BH07068	BH07069	BH07069	BH07069
				Sample_Death_Range	12.6	2.3	7.5	0.1	0.6	1.5
				Sampled_Date_Time	29/01/2020	28/01/2020	29/01/2020	31/01/2020	31/01/2020	06/02/2020
				Matrix_Description						
				UK Drinking Water Standards						
				UK Estuaries and coastal waters EQS						
				UK Freshwater EQS						
Chem_Group	ChemName	output unit	EQL							
Metals	Antimony	µg/L	1	5 <sup>#1</sup>			<1	1	<1	<1
	Arsenic	µg/L	0.5	10 <sup>#1</sup>	25 <sup>#2</sup>	50 <sup>#2</sup>	2	15	3	<1
	Boron	µg/L	10	1000 <sup>#1</sup>	7000 <sup>#3</sup>	2000 <sup>#3</sup>	60	1030	380	200
	Cadmium	µg/L	0.02	5 <sup>#1</sup>	0.2 <sup>#4</sup>	0.08 <sup>#5</sup>	<0.02	<0.02	<0.02	<0.02
	Chromium (hexavalent)	µg/L	3		0.6 <sup>#4</sup>	3.4 <sup>#4</sup>	<3	<3	<3	<3
	Chromium	µg/L	1	50 <sup>#1</sup>	0.6 <sup>#4</sup>	3.4 <sup>#6</sup>	<1	<1	<1	<1
	Chromium (Trivalent)	µg/L	3		4.7 <sup>#4</sup>	4.7 <sup>#4</sup>	<3	<3	<3	<3
	Cobalt	µg/L	0.5		3 <sup>#7</sup>	3 <sup>#7</sup>	<1	<1	<1	<1
	Copper	µg/L	0.3	2000 <sup>#1</sup>	3.78 <sup>#8</sup>	1(bio) <sup>#9</sup>	<1	<1	<1	<1
	Lead	µg/L	0.2	10 <sup>#1</sup>	1.3 <sup>#4</sup>	1.2(bio) <sup>#9</sup>	<1	<1	<1	<1
	Mercury	µg/L	0.01	1 <sup>#1</sup>	0.07(MAC) <sup>#10</sup>	0.07(MAC) <sup>#10</sup>	<0.03	<0.03	<0.03	<0.03
	Molybdenum	µg/L	1	70 <sup>#11</sup>			2	25	6	2
	Nickel	µg/L	0.4	20 <sup>#1</sup>	8.6 <sup>#4</sup>	4(bio) <sup>#9</sup>	1	2	1	5
	Selenium	µg/L	1	10 <sup>#1</sup>			<1	<1	<1	<1
	Vanadium	µg/L	1		100 <sup>#12</sup>	20 <sup>#13</sup>	3	3	31	3
	Zinc	µg/L	1	3000 <sup>#14</sup>			<2	3	<2	<2
Inorganics	Available Phosphate	mg/l	6				-	-	-	-
	Available Phosphorus	mg/l	2				-	-	-	-
	Ammoniacal Nitrogen as N	mg/L	0.002		0.02 <sup>#2</sup>	0.6 <sup>#15</sup>	0.7	9.4	9.8	0.08
	Calcium	mg/L	0.2				18	208	24	47
	Chloride	mg/L	1	250 <sup>#1</sup>			26	1280	676	395
	Cyanide (Free)	µg/L	2.5	50 <sup>#1</sup>	1 <sup>#2</sup>	250 <sup>#3</sup>	<20	<20	<20	<20
	Cyanide Total	µg/L	5	50 <sup>#1</sup>	1 <sup>#2</sup>	1 <sup>#2</sup>	<20	<20	<20	<20
	Cyanides-complex	µg/L	5	50 <sup>#1</sup>	1 <sup>#2</sup>	1 <sup>#2</sup>	<20	<20	<20	<20
	Fluoride	µg/L	100	1500 <sup>#1</sup>	5000 <sup>#7</sup>	1000 <sup>#16</sup>	200	400	400	1000
	Magnesium	mg/L	0.036				5	147	35	6
	Potassium	mg/L	0.2				3	129	54	14
Sodium	mg/L	0.076	200 <sup>#1</sup>			21	1020	418	7	
Sulphate	mg/L	2	250(SO4) <sup>#17</sup>			19	1270	58	9	
Phenolics	Xylenols	µg/L	0.5				-	-	-	-
	Trimethylphenols	µg/L	0.5				<0.5	<0.5	<0.5	<0.5
	Cresol Total	µg/L	0.5				<0.5	<0.5	<0.5	<0.5
	Dimethylphenols	µg/L	0.5				<0.5	<0.5	<0.5	<0.5
	Phenol	µg/L	0.5	5800 <sup>#18</sup>	7.7 <sup>#2</sup>	7.7 <sup>#2</sup>	7.3	5.1	8.3	4.9
	Phenols Monohydric	µg/L	0.5							1.1
Other	Temperature	°C					-	-	-	-
	Conductivity @ 25oC	mS/cm	0.01				0.256	6.41	2.72	0.342
	Conductivity @ 20oC	µS/cm	14				-	-	-	-
	pH (Lab)	pH Units	1	6.5-9.5 <sup>#1</sup>	6-8.5(MAC) <sup>#19</sup>	6-9(MAC) <sup>#19</sup>	7.7	8	8.3	7.9

Field_ID	Location_Code	Sample_Death_Range	Sampled_Date_Time	Matrix_Description
BH07068-X-12.60-ES-200129	BH07068	12.6	29/01/2020	UK Drinking Water Standards
BH07068-X-2.30-ES-200128	BH07068	2.3	28/01/2020	UK Estuaries and coastal waters EQS
BH07068-X-7.50-ES-200129	BH07068	7.5	29/01/2020	UK Freshwater EQS
BH07069-X-0.10-ES-200131	BH07069	0.1	31/01/2020	
BH07069-X-0.60-ES-200131	BH07069	0.6	31/01/2020	
BH07069-X-1.50-ES-200206	BH07069	1.5	06/02/2020	

Chem_Group	ChemName	output unit	EQL

**Environmental Standards Comments**

- #1:Water Supply (Water Quality) Regulations 2016.
- #2:Water Framework Directive (Standards and Classification) Directions (England and Wales) 2015.
- #3:Operational Targets and EQS. EA, April 2018
- #4:Water Framework Directive (Standards & Classification) Directions (England & Wales) 2015. Dissolved fraction.
- #5:Water Framework Directive (Standards & Classification) Directions (England & Wales) 2015. Dissolved fraction. Lowest criteria presented (<40mg/l of CaCO3). See 'further assessment' if criteria exceeded and hardness (CaCO3) data available.
- #6:Water Framework Directive (Standards and Classification) Directions (England and Wales) 2015. Dissolved Fraction. If hexavalent chromium (CrVI) data is available, a value of 4.7µg/l may be appropriate for the remaining trivalent chromium (CrIII).
- #7:Operational Targets and EQS. EA, April 2018. Dissolved fraction.
- #8:Water Framework Directive (Standards and Classification) Directions (England and Wales) 2015. Dissolved Fraction. If DOC >1mg/l then a higher criteria applies (3.76\*(2.677\*(DOC2+0.5))
- #9:Water Framework Directive (Standards & Classification) Directions (England & Wales) 2015. Dissolved & bioavailable (bio) fraction plus background. M-BAT tool to assess: <http://wfd.uk.org/resources/river-lakes-metal-bioavailability-assessment-tool-m-bat>
- #10:Water Framework Directive (Standards and Classification) Directions (England and Wales) 2015. Dissolved Fraction. MAC adopted in absence of AA value.
- #11:Guidelines for Drinking-water Quality, 4th Edition. WHO, 2011. Informal value.
- #12:Operational Targets and EQS. EA, April 2018.
- #13:Operational Targets and EQS. EA, April 2018. Lowest criteria presented (<200mg/l CaCO3). See 'further assessment' values if criteria exceeded and hardness (CaCO3) data available.
- #14:Guidelines for Drinking-water Quality, 4th Edition. WHO, 2011. Based on taste rather than a formal guideline.
- #15:Water Framework Directive (Standards and Classification) Directions (England and Wales) 2015. Indicator of 'good' status (90%ile) - Ammonia standard for lakes and rivers (total ammonia as nitrogen).
- #16:Operational Targets and EQS. EA, April 2018. Dissolved fraction. Lowest criteria presented (<50 mg/l CaCO3). See 'further assessment' values if criteria exceeded and hardness (CaCO3) data available.
- #17:Water Supply (Water Quality) Regulations 2016. As SO4.
- #18:US EPA Regional Screening Levels, May 2019. <https://www.epa.gov/risk/regional-screening-levels-rsls-generic-tables>
- #19:Operational Targets and EQS. EA, April 2018. Maximum Allowable Concentration (MAC) adopted in absence of Annual Average (AA) value.

**Legend**

36.2	Results exceeds GAC.
<50	Results MDL is greater than GAC.
-	Determinand has not been tested for.

**Notes**

A range is given where a determinand has been analysed for by more than one method.

				Field_ID	BH07069-X-12.50-ES-200207	BH07069-X-2.50-ES18-200206	BH07069-X-2.50-ES-200206	BH07069-X-21.50-ES-200211	BH07069-X-23.50-ES-200212		
				Location_Code	BH07069	BH07069	BH07069	BH07069	BH07069		
				Sample_Depth_Range	12.5	2.5	2.5	21.5	23.5		
				Sampled_Date_Time	07/02/2020	06/02/2020	06/02/2020	11/02/2020	12/02/2020		
				Matrix_Description							
				UK Drinking Water Standards	UK Estuaries and coastal waters EQS	UK Freshwater EQS					
Chem_Group	ChemName	output unit	EQL								
Metals	Antimony	µg/L	1	5 <sup>#1</sup>			2	2	1	16	5
	Arsenic	µg/L	0.5	10 <sup>#1</sup>	25 <sup>#2</sup>	50 <sup>#2</sup>	3	25	23	3	3
	Boron	µg/L	10	1000 <sup>#1</sup>	7000 <sup>#3</sup>	2000 <sup>#3</sup>	80	1190	1300	100	90
	Cadmium	µg/L	0.02	5 <sup>#1</sup>	0.2 <sup>#4</sup>	0.08 <sup>#5</sup>	0.61	<0.02	<0.02	<0.02	<0.02
	Chromium (hexavalent)	µg/L	3		0.6 <sup>#4</sup>	3.4 <sup>#4</sup>	<3	<3	<3	<3	<3
	Chromium	µg/L	1	50 <sup>#1</sup>	0.6 <sup>#4</sup>	3.4 <sup>#6</sup>	<1	<1	<1	<1	<1
	Chromium (Trivalent)	µg/L	3			4.7 <sup>#4</sup>	<3	<3	<3	<3	<3
	Cobalt	µg/L	0.5		3 <sup>#7</sup>	3 <sup>#7</sup>	<1	<1	<1	<1	<1
	Copper	µg/L	0.3	2000 <sup>#1</sup>	3.78 <sup>#8</sup>	1(bio) <sup>#9</sup>	<1	<1	<1	<1	<1
	Lead	µg/L	0.2	10 <sup>#1</sup>	1.3 <sup>#4</sup>	1.2(bio) <sup>#9</sup>	<1	<1	<1	<1	<1
	Mercury	µg/L	0.01	1 <sup>#1</sup>	0.07(MAC) <sup>#10</sup>	0.07(MAC) <sup>#10</sup>	<0.03	<0.03	<0.03	<0.03	<0.03
	Molybdenum	µg/L	1	70 <sup>#11</sup>			5	54	61	8	4
	Nickel	µg/L	0.4	20 <sup>#1</sup>	8.6 <sup>#4</sup>	4(bio) <sup>#9</sup>	2	4	2	2	7
	Selenium	µg/L	1	10 <sup>#1</sup>			<1	<1	<1	<1	<1
	Vanadium	µg/L	1		100 <sup>#12</sup>	20 <sup>#13</sup>	3	6	4	4	3
	Zinc	µg/L	1	3000 <sup>#14</sup>		10.9(bio) <sup>#9</sup>	9	3	7	3	3
Inorganics	Available Phosphate	mg/l	6				-	-	-	-	-
	Available Phosphorus	mg/l	2				-	-	-	-	-
	Ammoniacal Nitrogen as N	mg/L	0.002		0.02 <sup>#2</sup>	0.6 <sup>#15</sup>	0.9	16.1	20.4	0.4	0.7
	Calcium	mg/L	0.2				18	101	83	27	28
	Chloride	mg/L	1	250 <sup>#1</sup>		250 <sup>#3</sup>	66	1930	2190	94	174
	Cyanide (Free)	µg/L	2.5	50 <sup>#1</sup>	1 <sup>#2</sup>	1 <sup>#2</sup>	<20	<20	<20	<20	<20
	Cyanide Total	µg/L	5	50 <sup>#1</sup>	1 <sup>#2</sup>	1 <sup>#2</sup>	<20	<20	<20	<20	<20
	cyanides-complex	µg/L	5	50 <sup>#1</sup>	1 <sup>#2</sup>	1 <sup>#2</sup>	-	-	-	-	-
	Fluoride	µg/L	100	1500 <sup>#1</sup>	5000 <sup>#7</sup>	1000 <sup>#16</sup>	300	500	400	300	600
	Magnesium	mg/L	0.036				5	131	120	6	6
	Potassium	mg/L	0.2				6	<1	114	6	9
Sodium	mg/L	0.076		200 <sup>#1</sup>		46	<1	1560	49	94	
Sulphate	mg/L	2	250(SO4) <sup>#17</sup>		400 <sup>#3</sup>	26	482	365	43	38	
Phenolics	Xylenols	µg/L	0.5				-	-	-	-	-
	Trimethylphenols	µg/L	0.5				<0.5	<0.5	<0.5	<0.5	<0.5
	Cresol Total	µg/L	0.5				<0.5	<0.5	<0.5	2.3	9.7
	Dimethylphenols	µg/L	0.5				<0.5	<0.5	<0.5	3.7	<0.5
	Phenol	µg/L	0.5	5800 <sup>#18</sup>	7.7 <sup>#2</sup>	7.7 <sup>#2</sup>	1.1	8	7.5	6.7	3.4
	Phenols Monohydric	µg/L	0.5				-	-	-	-	-
Other	Temperature	°C					-	-	-	-	-
	Conductivity @ 25oC	mS/cm	0.01				0.416	8.16	8.64	0.477	0.782
	Conductivity @ 20oC	µS/cm	14				-	-	-	-	-
	pH (Lab)	pH Units	1	6.5-9.5 <sup>#1</sup>	6-8.5(MAC) <sup>#19</sup>	6-9(MAC) <sup>#19</sup>	7.9	8.5	8.5	8.1	7.9

Field_ID	BH07069-X-12.50-ES-200207	BH07069-X-2.50-ES18-200206	BH07069-X-2.50-ES-200206	BH07069-X-21.50-ES-200211	BH07069-X-23.50-ES-200212
Location_Code	BH07069	BH07069	BH07069	BH07069	BH07069
Sample_Depth_Range	12.5	2.5	2.5	21.5	23.5
Sampled_Date_Time	07/02/2020	06/02/2020	06/02/2020	11/02/2020	12/02/2020
Matrix_Description	UK Drinking Water Standards	UK Estuaries and coastal waters EQS	UK Freshwater EQS		

Chem_Group	ChemName	output unit	EQL
------------	----------	-------------	-----

**Environmental Standards Comments**

- #1:Water Supply (Water Quality) Regulations 2016.
- #2:Water Framework Directive (Standards and Classification) Directions (England and Wales) 2015.
- #3:Operational Targets and EQS. EA, April 2018
- #4:Water Framework Directive (Standards & Classification) Directions (England & Wales) 2015. Dissolved fraction.
- #5:Water Framework Directive (Standards & Classification) Directions (England & Wales) 2015. Dissolved fraction. Lowest criteria presented (<40mg/l of CaCO3). See 'further assessment' if criteria exceeded and hardness (CaCO3) data available.
- #6:Water Framework Directive (Standards and Classification) Directions (England and Wales) 2015. Dissolved Fraction. If hexavalent chromium (CrVI) data is available, a value of 4.7µg/l may be appropriate for the remaining trivalent chromium (CrIII).
- #7:Operational Targets and EQS. EA, April 2018. Dissolved fraction.
- #8:Water Framework Directive (Standards and Classification) Directions (England and Wales) 2015. Dissolved Fraction. If DOC >1mg/l then a higher criteria applies (3.76\*(2.677\*(DOC2+0.5))
- #9:Water Framework Directive (Standards & Classification) Directions (England & Wales) 2015. Dissolved & bioavailable (bio) fraction plus background. M-BAT tool to assess: <http://wfd.uk.org/resources/river-lakes-metal-bioavailability-assessment-tool-m-bat>
- #10:Water Framework Directive (Standards and Classification) Directions (England and Wales) 2015. Dissolved Fraction. MAC adopted in absence of AA value.
- #11:Guidelines for Drinking-water Quality, 4th Edition. WHO, 2011. Informal value.
- #12:Operational Targets and EQS. EA, April 2018.
- #13:Operational Targets and EQS. EA, April 2018. Lowest criteria presented (<200mg/l CaCO3). See 'further assessment' values if criteria exceeded and hardness (CaCO3) data available.
- #14:Guidelines for Drinking-water Quality, 4th Edition. WHO, 2011. Based on taste rather than a formal guideline.
- #15:Water Framework Directive (Standards and Classification) Directions (England and Wales) 2015. Indicator of 'good' status (90%ile) - Ammonia standard for lakes and rivers (total ammonia as nitrogen).
- #16:Operational Targets and EQS. EA, April 2018. Dissolved fraction. Lowest criteria presented (<50 mg/l CaCO3). See 'further assessment' values if criteria exceeded and hardness (CaCO3) data available.
- #17:Water Supply (Water Quality) Regulations 2016. As SO4.
- #18:US EPA Regional Screening Levels, May 2019. <https://www.epa.gov/risk/regional-screening-levels-rsls-generic-tables>
- #19:Operational Targets and EQS. EA, April 2018. Maximum Allowable Concentration (MAC) adopted in absence of Annual Average (AA) value.

**Legend**

36.2	Results exceeds GAC.
<50	Results MDL is greater than GAC.
-	Determinand has not been tested for.

**Notes**

A range is given where a determinand has been analysed for by more than one method.

				Field_ID	BH07069-X-3.50-ES-200206	BH07069-X-4.50-ES-200206	BH07071-X-0.50-ES-200224	BH07071-X-1.10-ES-200224	BH07071-X-1.10-ES7-200224	BH07071-X-10.00-ES-200226
				Location_Code	BH07069	BH07069	BH07071	BH07071	BH07071	BH07071
				Sample_Death_Range	3.5	4.5	0.5	1.1	1.1	10
				Sampled_Date_Time	06/02/2020	06/02/2020	24/02/2020	24/02/2020	24/02/2020	26/02/2020
				Matrix_Description						
				UK Drinking Water Standards						
				UK Estuaries and coastal waters EQS						
				UK Freshwater EQS						
Chem_Group	ChemName	output unit	EQI							
Metals	Antimony	µg/L	1	5 <sup>#1</sup>			2			2
	Arsenic	µg/L	0.5	10 <sup>#1</sup>	25 <sup>#2</sup>	50 <sup>#2</sup>	15	16	7	1
	Boron	µg/L	10	1000 <sup>#1</sup>	7000 <sup>#3</sup>	2000 <sup>#3</sup>	1110	1940	230	100
	Cadmium	µg/L	0.02	5 <sup>#1</sup>	0.2 <sup>#4</sup>	0.08 <sup>#5</sup>	<0.02	<0.02	<0.02	0.09
	Chromium (hexavalent)	µg/L	3		0.6 <sup>#4</sup>	3.4 <sup>#4</sup>	<3	<3	11	<3
	Chromium	µg/L	1	50 <sup>#1</sup>	0.6 <sup>#4</sup>	3.4 <sup>#6</sup>	<1	<1	26	<1
	Chromium (Trivalent)	µg/L	3		4.7 <sup>#4</sup>	4.7 <sup>#4</sup>	<3	<3	15	<3
	Cobalt	µg/L	0.5		3 <sup>#7</sup>	3 <sup>#7</sup>	<1	<1	1	1
	Copper	µg/L	0.3	2000 <sup>#1</sup>	3.76 <sup>#8</sup>	1(bio) <sup>#9</sup>	<1	<1	45	2
	Lead	µg/L	0.2	10 <sup>#1</sup>	1.3 <sup>#4</sup>	1.2(bio) <sup>#9</sup>	<1	<1	<1	<1
	Mercury	µg/L	0.01	1 <sup>#1</sup>	0.07(MAC) <sup>#10</sup>	0.07(MAC) <sup>#10</sup>	<0.03	<0.03	<0.03	<0.03
	Molybdenum	µg/L	1	70 <sup>#11</sup>			85	22	25	8
	Nickel	µg/L	0.4	20 <sup>#1</sup>	8.6 <sup>#4</sup>	4(bio) <sup>#9</sup>	3	3	2	9
	Selenium	µg/L	1	10 <sup>#1</sup>			<1	<1	3	34
	Vanadium	µg/L	1		100 <sup>#12</sup>	20 <sup>#13</sup>	4	3	72	<1
	Zinc	µg/L	1	3000 <sup>#14</sup>		10.9(bio) <sup>#9</sup>	4	5	<2	<2
Inorganics	Available Phosphate	mg/l	6				-	-	-	-
	Available Phosphorus	mg/l	2				-	-	-	-
	Ammoniacal Nitrogen as N	mg/L	0.002		0.02 <sup>#2</sup>	0.6 <sup>#15</sup>	21.1	25.5	0.5	0.4
	Calcium	mg/L	0.2				59	99	147	571
	Chloride	mg/L	1	250 <sup>#1</sup>		250 <sup>#3</sup>	2030	2530	31	83
	Cyanide (Free)	µg/L	2.5	50 <sup>#1</sup>	1 <sup>#2</sup>	1 <sup>#2</sup>	<20	<20	<20	<20
	Cyanide Total	µg/L	5	50 <sup>#1</sup>	1 <sup>#2</sup>	1 <sup>#2</sup>	<20	<20	<20	<20
	cyanides-complex	µg/L	5	50 <sup>#1</sup>	1 <sup>#2</sup>	1 <sup>#2</sup>	-	-	-	-
	Fluoride	µg/L	100	1500 <sup>#1</sup>	5000 <sup>#7</sup>	1000 <sup>#16</sup>	500	400	700	900
	Magnesium	mg/L	0.036				93	150	<1	70
	Potassium	mg/L	0.2				<1	<1	18	39
	Sodium	mg/L	0.076		200 <sup>#1</sup>		<1	<1	33	141
Sulphate	mg/L	2	250(SO4) <sup>#17</sup>		400 <sup>#3</sup>	318	347	30	1750	
Phenolics	Xylenols	µg/L	0.5				-	-	-	-
	Trimethylphenols	µg/L	0.5				<0.5	<0.5	14.9	<0.5
	Cresol Total	µg/L	0.5				<0.5	<0.5	148	2.2
	Dimethylphenols	µg/L	0.5				<0.5	<0.5	37.8	<0.5
	Phenol	µg/L	0.5	5800 <sup>#18</sup>	7.7 <sup>#2</sup>	7.7 <sup>#2</sup>	7.3	7.9	16.3	1.2
	Phenols Monohydric	µg/L	0.5							1.1
Other	Temperature	°C					-	-	-	-
	Conductivity @ 25oC	mS/cm	0.01				7.89	9.71	0.796	2.68
	Conductivity @ 20oC	µS/cm	14				-	-	-	-
	pH (Lab)	pH Units	1	6.5-9.5 <sup>#1</sup>	6-8.5(MAC) <sup>#19</sup>	6-9(MAC) <sup>#19</sup>	8.4	8.4	10.2	7.6

Field_ID	Location_Code	Sample_Depth_Range	Sampled_Date_Time	Matrix_Description
BH07069-X-3.50-ES-200206	BH07069	3.5	06/02/2020	UK Drinking Water Standards
BH07069-X-4.50-ES-200206	BH07069	4.5	06/02/2020	UK Estuaries and coastal waters EQS
BH07071-X-0.50-ES-200224	BH07071	0.5	24/02/2020	UK Freshwater EQS
BH07071-X-1.10-ES-200224	BH07071	1.1	24/02/2020	
BH07071-X-1.10-ES7-200224	BH07071	1.1	24/02/2020	
BH07071-X-10.00-ES-200226	BH07071	10	26/02/2020	

Chem_Group	ChemName	output unit	EQL

**Environmental Standards Comments**

- #1:Water Supply (Water Quality) Regulations 2016.
- #2:Water Framework Directive (Standards and Classification) Directions (England and Wales) 2015.
- #3:Operational Targets and EQS. EA, April 2018
- #4:Water Framework Directive (Standards & Classification) Directions (England & Wales) 2015. Dissolved fraction.
- #5:Water Framework Directive (Standards & Classification) Directions (England & Wales) 2015. Dissolved fraction. Lowest criteria presented (<40mg/l of CaCO3). See 'further assessment' if criteria exceeded and hardness (CaCO3) data available.
- #6:Water Framework Directive (Standards and Classification) Directions (England and Wales) 2015. Dissolved Fraction. If hexavalent chromium (CrVI) data is available, a value of 4.7µg/l may be appropriate for the remaining trivalent chromium (CrIII).
- #7:Operational Targets and EQS. EA, April 2018. Dissolved fraction.
- #8:Water Framework Directive (Standards and Classification) Directions (England and Wales) 2015. Dissolved Fraction. If DOC >1mg/l then a higher criteria applies (3.76\*(2.677\*(DOC2+0.5))
- #9:Water Framework Directive (Standards & Classification) Directions (England & Wales) 2015. Dissolved & bioavailable (bio) fraction plus background. M-BAT tool to assess: <http://wfd.uk.org/resources/river-lakes-metal-bioavailability-assessment-tool-m-bat>
- #10:Water Framework Directive (Standards and Classification) Directions (England and Wales) 2015. Dissolved Fraction. MAC adopted in absence of AA value.
- #11:Guidelines for Drinking-water Quality, 4th Edition. WHO, 2011. Informal value.
- #12:Operational Targets and EQS. EA, April 2018.
- #13:Operational Targets and EQS. EA, April 2018. Lowest criteria presented (<200mg/l CaCO3). See 'further assessment' values if criteria exceeded and hardness (CaCO3) data available.
- #14:Guidelines for Drinking-water Quality, 4th Edition. WHO, 2011. Based on taste rather than a formal guideline.
- #15:Water Framework Directive (Standards and Classification) Directions (England and Wales) 2015. Indicator of 'good' status (90%ile) - Ammonia standard for lakes and rivers (total ammonia as nitrogen).
- #16:Operational Targets and EQS. EA, April 2018. Dissolved fraction. Lowest criteria presented (<50 mg/l CaCO3). See 'further assessment' values if criteria exceeded and hardness (CaCO3) data available.
- #17:Water Supply (Water Quality) Regulations 2016. As SO4.
- #18:US EPA Regional Screening Levels, May 2019. <https://www.epa.gov/risk/regional-screening-levels-rsls-generic-tables>
- #19:Operational Targets and EQS. EA, April 2018. Maximum Allowable Concentration (MAC) adopted in absence of Annual Average (AA) value.

**Legend**

36.2	Results exceeds GAC.
<50	Results MDL is greater than GAC.
-	Determinand has not been tested for.

**Notes**

A range is given where a determinand has been analysed for by more than one method.

				Field_ID	BH07071-X-10.00-ES51-200226	BH07071-X-10.70-ES-200226	BH07071-X-21.00-ES-200227	BH07071-X-4.60-ES-200225	BH07071-X-5.60-ES-200225	
				Location_Code	BH07071	BH07071	BH07071	BH07071	BH07071	
				Sample_Dept	10	10	21	4.6	5.6	
				Sample_Dept_Range						
				Sampled_Date_Time	26/02/2020	26/02/2020	27/02/2020	25/02/2020	25/02/2020	
				Matrix_Description						
				UK Drinking Water Standards						
				UK Estuaries and coastal waters EQS						
				UK Freshwater EQS						
Chem_Group	ChemName	output unit	EQL							
Metals	Antimony	µg/L	1	5 <sup>#1</sup>		3	1	4	38	2
	Arsenic	µg/L	0.5	10 <sup>#1</sup>	25 <sup>#2</sup>	14	8	12	12	8
	Boron	µg/L	10	1000 <sup>#1</sup>	7000 <sup>#3</sup>	840	2140	730	240	1640
	Cadmium	µg/L	0.02	5 <sup>#1</sup>	0.2 <sup>#4</sup>	<0.02	<0.02	<0.02	<0.02	<0.02
	Chromium (hexavalent)	µg/L	3		0.6 <sup>#4</sup>	<3	<3	<3	<3	<3
	Chromium	µg/L	1	50 <sup>#1</sup>	0.6 <sup>#4</sup>	<1	<1	<1	<1	<1
	Chromium (Trivalent)	µg/L	3		4.7 <sup>#4</sup>	<3	<3	<3	<3	<3
	Cobalt	µg/L	0.5		3 <sup>#7</sup>	<1	<1	<1	<1	<1
	Copper	µg/L	0.3	2000 <sup>#1</sup>	3.76 <sup>#8</sup>	<1	<1	<1	3	20
	Lead	µg/L	0.2	10 <sup>#1</sup>	1.3 <sup>#4</sup>	<1	<1	<1	2	2
	Mercury	µg/L	0.01	1 <sup>#1</sup>	0.07(MAC) <sup>#10</sup>	<0.03	<0.03	<0.03	<0.03	<0.03
	Molybdenum	µg/L	1	70 <sup>#11</sup>		50	10	21	81	23
	Nickel	µg/L	0.4	20 <sup>#1</sup>	8.6 <sup>#4</sup>	2	<1	1	7	37
	Selenium	µg/L	1	10 <sup>#1</sup>		4	2	<1	8	<1
	Vanadium	µg/L	1		100 <sup>#12</sup>	20 <sup>#13</sup>	10	11	20	<1
Zinc	µg/L	1	3000 <sup>#14</sup>		9	3	4	3	168	
Inorganics	Available Phosphate	mg/l	6			-	-	-	-	-
	Available Phosphorus	mg/l	2			-	-	-	-	-
	Ammoniacal Nitrogen as N	mg/L	0.002		0.02 <sup>#2</sup>	14.1	10.5	17.9	2.4	10.9
	Calcium	mg/L	0.2			28	24	68	206	878
	Chloride	mg/L	1	250 <sup>#1</sup>	250 <sup>#3</sup>	1310	1160	1870	91	121
	Cyanide (Free)	µg/L	2.5	50 <sup>#1</sup>	1 <sup>#2</sup>	<20	<20	<20	<20	<20
	Cyanide Total	µg/L	5	50 <sup>#1</sup>	1 <sup>#2</sup>	<20	<20	<20	20	<20
	cyanides-complex	µg/L	5	50 <sup>#1</sup>	1 <sup>#2</sup>	-	-	-	-	-
	Fluoride	µg/L	100	1500 <sup>#1</sup>	5000 <sup>#7</sup>	600	400	200	800	200
	Magnesium	mg/L	0.036			45	39	113	9	44
	Potassium	mg/L	0.2			99	68	108	26	68
Sodium	mg/L	0.076	200 <sup>#1</sup>		967	878	1230	87	137	
Sulphate	mg/L	2	250(SO4) <sup>#17</sup>	400 <sup>#3</sup>	126	57	14	505	2060	
Phenolics	Xylenols	µg/L	0.5			-	-	-	-	-
	Trimethylphenols	µg/L	0.5			<0.5	<0.5	<0.5	<0.5	<0.5
	Cresol Total	µg/L	0.5			<0.5	<0.5	<0.5	<0.5	<0.5
	Dimethylphenols	µg/L	0.5			<0.5	<0.5	<0.5	<0.5	<0.5
	Phenol	µg/L	0.5	5800 <sup>#18</sup>	7.7 <sup>#2</sup>	7	6.7	2.6	<0.5	2.4
Phenols Monohydric	µg/L	0.5								
Other	Temperature	°C				-	-	-	-	-
	Conductivity @ 25oC	mS/cm	0.01			5.17	4.53	6.74	1.36	3.31
	Conductivity @ 20oC	µS/cm	14			-	-	-	-	-
	pH (Lab)	pH Units	1	6.5-9.5 <sup>#1</sup>	6-8.5(MAC) <sup>#19</sup>	6-9(MAC) <sup>#19</sup>	8.3	8.3	8	8.2

Field_ID	BH07071-X-10.00-ES51-200226	BH07071-X-10.70-ES-200226	BH07071-X-21.00-ES-200227	BH07071-X-4.60-ES-200225	BH07071-X-5.60-ES-200225
Location_Code	BH07071	BH07071	BH07071	BH07071	BH07071
Sample_Depth_Range	10	10	21	4.6	5.6
Sampled_Date_Time	26/02/2020	26/02/2020	27/02/2020	25/02/2020	25/02/2020
Matrix_Description	UK Drinking Water Standards	UK Estuaries and coastal waters EQS	UK Freshwater EQS		

Chem_Group	ChemName	output unit	EQL

**Environmental Standards Comments**

- #1:Water Supply (Water Quality) Regulations 2016.
- #2:Water Framework Directive (Standards and Classification) Directions (England and Wales) 2015.
- #3:Operational Targets and EQS. EA, April 2018
- #4:Water Framework Directive (Standards & Classification) Directions (England & Wales) 2015. Dissolved fraction.
- #5:Water Framework Directive (Standards & Classification) Directions (England & Wales) 2015. Dissolved fraction. Lowest criteria presented (<40mg/l of CaCO3). See 'further assessment' if criteria exceeded and hardness (CaCO3) data available.
- #6:Water Framework Directive (Standards and Classification) Directions (England and Wales) 2015. Dissolved Fraction. If hexavalent chromium (CrVI) data is available, a value of 4.7µg/l may be appropriate for the remaining trivalent chromium (CrIII).
- #7:Operational Targets and EQS. EA, April 2018. Dissolved fraction.
- #8:Water Framework Directive (Standards and Classification) Directions (England and Wales) 2015. Dissolved Fraction. If DOC >1mg/l then a higher criteria applies (3.76\*(2.677\*(DOC2+0.5)))
- #9:Water Framework Directive (Standards & Classification) Directions (England & Wales) 2015. Dissolved & bioavailable (bio) fraction plus background. M-BAT tool to assess: <http://wfd.uk.org/resources/river-lakes-metal-bioavailability-assessment-tool-m-bat>
- #10:Water Framework Directive (Standards and Classification) Directions (England and Wales) 2015. Dissolved Fraction. MAC adopted in absence of AA value.
- #11:Guidelines for Drinking-water Quality, 4th Edition. WHO, 2011. Informal value.
- #12:Operational Targets and EQS. EA, April 2018.
- #13:Operational Targets and EQS. EA, April 2018. Lowest criteria presented (<200mg/l CaCO3). See 'further assessment' values if criteria exceeded and hardness (CaCO3) data available.
- #14:Guidelines for Drinking-water Quality, 4th Edition. WHO, 2011. Based on taste rather than a formal guideline.
- #15:Water Framework Directive (Standards and Classification) Directions (England and Wales) 2015. Indicator of 'good' status (90%ile) - Ammonia standard for lakes and rivers (total ammonia as nitrogen).
- #16:Operational Targets and EQS. EA, April 2018. Dissolved fraction. Lowest criteria presented (<50 mg/l CaCO3). See 'further assessment' values if criteria exceeded and hardness (CaCO3) data available.
- #17:Water Supply (Water Quality) Regulations 2016. As SO4.
- #18:US EPA Regional Screening Levels, May 2019. <https://www.epa.gov/risk/regional-screening-levels-rsls-generic-tables>
- #19:Operational Targets and EQS. EA, April 2018. Maximum Allowable Concentration (MAC) adopted in absence of Annual Average (AA) value.

**Legend**

36.2	Results exceeds GAC.
<50	Results MDL is greater than GAC.
-	Determinand has not been tested for.

**Notes**

A range is given where a determinand has been analysed for by more than one method.



				Field_ID	BH07071-X-7.60-ES-200225	BH07073-X-0.10-ES-191217	BH07073-X-0.70-ES-191217	BH07073-X-11.00-ES-200108	BH07073-X-11.00-ES-200108	BH07073-X-21.50-ES-200109		
				Location_Code	BH07071	BH07073	BH07073	BH07073	BH07073	BH07073		
				Sample_Death_Range	7/3	0/1	0/7	11	11	21/5		
				Sampled_Date_Time	25/02/2020	17/12/2019	17/12/2019	08/01/2020	08/01/2020	09/01/2020		
				Matrix_Description								
				UK Drinking Water Standards								
				UK Estuaries and coastal waters EQS								
				UK Freshwater EQS								
Chem_Group	ChemName	output unit	EQI									
Metals	Antimony	µg/L	1	5 <sup>#1</sup>		15	<1	<1	4	5	2	
	Arsenic	µg/L	0.5	10 <sup>#1</sup>	25 <sup>#2</sup>	50 <sup>#2</sup>	<10	3	6	14	16	3
	Boron	µg/L	10	1000 <sup>#1</sup>	7000 <sup>#3</sup>	2000 <sup>#3</sup>	1500	<10	980	1120	1170	230
	Cadmium	µg/L	0.02	5 <sup>#1</sup>	0.2 <sup>#4</sup>	0.08 <sup>#5</sup>	<0.02	0.03	0.02	<0.02	<0.02	<0.02
	Chromium (hexavalent)	µg/L	3		0.6 <sup>#4</sup>	3.4 <sup>#4</sup>	<3	<3	<3	<3	<3	<3
	Chromium	µg/L	1	50 <sup>#1</sup>	0.6 <sup>#4</sup>	3.4 <sup>#6</sup>	<1	<1	<1	<1	<1	<1
	Chromium (Trivalent)	µg/L	3		4.7 <sup>#4</sup>	4.7 <sup>#4</sup>	<1	<1	<1	<1	<1	<1
	Cobalt	µg/L	0.5		3 <sup>#7</sup>	3 <sup>#7</sup>	<1	2	<1	<1	<1	<1
	Copper	µg/L	0.3	2000 <sup>#1</sup>	3.76 <sup>#8</sup>	1(bio) <sup>#9</sup>	12	33	2	<1	<1	<1
	Lead	µg/L	0.2	10 <sup>#1</sup>	1.3 <sup>#4</sup>	1.2(bio) <sup>#9</sup>	48	<1	<1	<1	<1	<1
	Mercury	µg/L	0.01	1 <sup>#1</sup>	0.07(MAC) <sup>#10</sup>	0.07(MAC) <sup>#10</sup>	<0.3	0.09	<0.03	<0.03	<0.03	<0.03
	Molybdenum	µg/L	1	70 <sup>#11</sup>			9	31	7	29	33	10
	Nickel	µg/L	0.4	20 <sup>#1</sup>	8.6 <sup>#4</sup>	4(bio) <sup>#9</sup>	3	10	2	1	1	1
	Selenium	µg/L	1	10 <sup>#1</sup>			<10	2	2	<1	1	4
	Vanadium	µg/L	1		100 <sup>#12</sup>	20 <sup>#13</sup>	<10	10	1	19	25	4
	Zinc	µg/L	1	3000 <sup>#14</sup>			10	<2	<2	<2	<2	<2
Inorganics	Available Phosphate	mg/l	6			-	-	-	-	-	-	
	Available Phosphorus	mg/l	2			-	-	-	-	-	-	
	Ammoniacal Nitrogen as N	mg/L	0.002		0.02 <sup>#2</sup>	0.6 <sup>#15</sup>	58.4	0.4	2.6	2	2	0.05
	Calcium	mg/L	0.2				55	181	38	9	8	22
	Chloride	mg/L	1	250 <sup>#1</sup>			307	29	14	517	492	163
	Cyanide (Free)	µg/L	2.5	50 <sup>#1</sup>	1 <sup>#2</sup>	250 <sup>#3</sup>	<20	<20	<20	<20	<20	<20
	Cyanide Total	µg/L	5	50 <sup>#1</sup>	1 <sup>#2</sup>	1 <sup>#2</sup>	<20	<20	<20	<20	<20	<20
	cyanides-complex	µg/L	5	50 <sup>#1</sup>	1 <sup>#2</sup>	1 <sup>#2</sup>	<20	<20	<20	<20	<20	20
	Fluoride	µg/L	100	1500 <sup>#1</sup>	5000 <sup>#7</sup>	1000 <sup>#16</sup>	100	500	900	400	400	600
	Magnesium	mg/L	0.036				41	<1	14	15	15	9
	Potassium	mg/L	0.2				74	8	8	61	62	23
Sodium	mg/L	0.076		200 <sup>#1</sup>		240	8	37	425	422	124	
Sulphate	mg/L	2	250(SO4) <sup>#17</sup>		400 <sup>#3</sup>	314	157	9	46	46	51	
Phenolics	Xylenols	µg/L	0.5			-	-	-	-	-	-	
	Trimethylphenols	µg/L	0.5			5.3	<0.5	<0.5	<0.5	<0.5	<0.5	
	Cresol Total	µg/L	0.5			3.4	6	<0.5	1.8	<0.5	<0.5	
	Dimethylphenols	µg/L	0.5			<0.5	3.6	<0.5	<0.5	<0.5	<0.5	
	Phenol	µg/L	0.5	5800 <sup>#18</sup>	7.7 <sup>#2</sup>	7.7 <sup>#2</sup>	6.8	49.1	4.1	1	4.4	1.7
Phenols Monohydric	µg/L	0.5										
Other	Temperature	°C				-	-	-	-	-	-	
	Conductivity @ 25oC	mS/cm	0.01			2.27	1.24	0.465	2.38	2.32	0.826	
	Conductivity @ 20oC	µS/cm	14			-	-	-	-	-	-	
	pH (Lab)	pH Units	1	6.5-9.5 <sup>#1</sup>	6-8.5(MAC) <sup>#19</sup>	6-9(MAC) <sup>#19</sup>	8	11.7	8.2	8.4	8.5	8.2

Field_ID	Location_Code	Sample_Death_Range	Sampled_Date_Time	Matrix_Description
BH07071-X-7.60-ES-200225	BH07071	7.6	25/02/2020	UK Drinking Water Standards
BH07073-X-0.10-ES-191217	BH07073	0.1	17/12/2019	UK Estuaries and coastal waters EQS
BH07073-X-0.70-ES-191217	BH07073	0.7	17/12/2019	UK Freshwater EQS
BH07073-X-11.00-ES-200108	BH07073	11	08/01/2020	
BH07073-X-11.00-ES-200108	BH07073	11	08/01/2020	
BH07073-X-21.50-ES-200109	BH07073	21.5	09/01/2020	

Chem_Group	ChemName	output unit	EQL

**Environmental Standards Comments**

- #1:Water Supply (Water Quality) Regulations 2016.
- #2:Water Framework Directive (Standards and Classification) Directions (England and Wales) 2015.
- #3:Operational Targets and EQS. EA, April 2018
- #4:Water Framework Directive (Standards & Classification) Directions (England & Wales) 2015. Dissolved fraction.
- #5:Water Framework Directive (Standards & Classification) Directions (England & Wales) 2015. Dissolved fraction. Lowest criteria presented (<40mg/l of CaCO3). See 'further assessment' if criteria exceeded and hardness (CaCO3) data available.
- #6:Water Framework Directive (Standards and Classification) Directions (England and Wales) 2015. Dissolved Fraction. If hexavalent chromium (CrVI) data is available, a value of 4.7µg/l may be appropriate for the remaining trivalent chromium (CrIII).
- #7:Operational Targets and EQS. EA, April 2018. Dissolved fraction.
- #8:Water Framework Directive (Standards and Classification) Directions (England and Wales) 2015. Dissolved Fraction. If DOC >1mg/l then a higher criteria applies (3.76\*(2.677\*(DOC2+0.5))
- #9:Water Framework Directive (Standards & Classification) Directions (England & Wales) 2015. Dissolved & bioavailable (bio) fraction plus background. M-BAT tool to assess: <http://wfd.uk.org/resources/river-lakes-metal-bioavailability-assessment-tool-m-bat>
- #10:Water Framework Directive (Standards and Classification) Directions (England and Wales) 2015. Dissolved Fraction. MAC adopted in absence of AA value.
- #11:Guidelines for Drinking-water Quality, 4th Edition. WHO, 2011. Informal value.
- #12:Operational Targets and EQS. EA, April 2018.
- #13:Operational Targets and EQS. EA, April 2018. Lowest criteria presented (<200mg/l CaCO3). See 'further assessment' values if criteria exceeded and hardness (CaCO3) data available.
- #14:Guidelines for Drinking-water Quality, 4th Edition. WHO, 2011. Based on taste rather than a formal guideline.
- #15:Water Framework Directive (Standards and Classification) Directions (England and Wales) 2015. Indicator of 'good' status (90%ile) - Ammonia standard for lakes and rivers (total ammonia as nitrogen).
- #16:Operational Targets and EQS. EA, April 2018. Dissolved fraction. Lowest criteria presented (<50 mg/l CaCO3). See 'further assessment' values if criteria exceeded and hardness (CaCO3) data available.
- #17:Water Supply (Water Quality) Regulations 2016. As SO4.
- #18:US EPA Regional Screening Levels, May 2019. <https://www.epa.gov/risk/regional-screening-levels-rsls-generic-tables>
- #19:Operational Targets and EQS. EA, April 2018. Maximum Allowable Concentration (MAC) adopted in absence of Annual Average (AA) value.

**Legend**

36.2	Results exceeds GAC.
<50	Results MDL is greater than GAC.
-	Determinand has not been tested for.

**Notes**

A range is given where a determinand has been analysed for by more than one method.

				Field_ID	BH07073-X-25.00-ES-200113	BH07073-X-26.60-ES-200116	BH07073-X-49.80-ES-200121	BH07091-X-2.00-ES-191114	BH07091-X-3.00-ES-191114	BH07091-X-3.00-ES-191114	
				Location_Code	BH07073	BH07073	BH07073	BH07091	BH07091	BH07091	
				Sample_DePTH_Range	25	26.6	49.8	2	3	3	
				Sampled_Date_Time	13/01/2020	16/01/2020	21/01/2020	14/11/2019	14/11/2019	14/11/2019	
				Matrix_Description							
				UK Drinking Water Standards							
				UK Estuaries and coastal waters EQS							
				UK Freshwater EQS							
Chem_Group	ChemName	output unit	EQI								
Metals	Antimony	µg/L	1	5 <sup>#1</sup>		35	<1	7	6	-	3
	Arsenic	µg/L	0.5	10 <sup>#1</sup>	5 <sup>#2</sup>	1	<1	2	3	-	9
	Boron	µg/L	10	1000 <sup>#1</sup>	7000 <sup>#3</sup>	160	100	570	310	-	60
	Cadmium	µg/L	0.02	5 <sup>#1</sup>	0.2 <sup>#4</sup>	<0.02	<0.02	<0.02	<0.02	-	<0.02
	Chromium (hexavalent)	µg/L	3		3.4 <sup>#4</sup>	<3	<3	<3	<3	-	35
	Chromium	µg/L	1	50 <sup>#1</sup>	0.6 <sup>#4</sup>	<1	<1	<1	<1	-	41
	Chromium (Trivalent)	µg/L	3		4.7 <sup>#4</sup>	<3	<3	<3	<3	-	56
	Cobalt	µg/L	0.5		3 <sup>#7</sup>	<1	<1	<1	<1	-	41
	Copper	µg/L	0.3	2000 <sup>#1</sup>	3.76 <sup>#8</sup>	<1	<1	<1	<1	-	59
	Lead	µg/L	0.2	10 <sup>#1</sup>	1.3 <sup>#4</sup>	<1	<1	<1	<1	-	59
	Mercury	µg/L	0.01	1 <sup>#1</sup>	0.07(MAC) <sup>#10</sup>	0.05	<0.03	<0.03	<0.03	-	<0.03
	Molybdenum	µg/L	1	70 <sup>#11</sup>		14	5	33	34	-	87
	Nickel	µg/L	0.4	20 <sup>#1</sup>	8.6 <sup>#4</sup>	2	1	3	4	-	11
	Selenium	µg/L	1	10 <sup>#1</sup>		4(hin) <sup>#9</sup>	<1	<1	<1	-	3
	Vanadium	µg/L	1		100 <sup>#12</sup>	<1	<1	<1	7	-	128
Zinc	µg/L	1	3000 <sup>#14</sup>		10.9(bin) <sup>#9</sup>	4	<2	<2	-	<2	
Inorganics	Available Phosphate	mg/l	6			61.5	-	21.9	-	-	
	Available Phosphorus	mg/l	2			20	-	7.14	-	-	
	Ammoniacal Nitrogen as N	mg/L	0.002		0.02 <sup>#2</sup>	0.6 <sup>#15</sup>	0.5	1	4.4	1	3.6
	Calcium	mg/L	0.2			44	36	69	435	-	171
	Chloride	mg/L	1	250 <sup>#1</sup>		142	170	226	41	-	95
	Cyanide (Free)	µg/L	2.5	50 <sup>#1</sup>	1 <sup>#2</sup>	<20	<20	<20	<20	-	<20
	Cyanide Total	µg/L	5	50 <sup>#1</sup>	1 <sup>#2</sup>	<20	<20	<20	<20	-	250
	cyanides-complex	µg/L	5	50 <sup>#1</sup>	1 <sup>#2</sup>	-	-	-	-	-	-
	Fluoride	µg/L	100	1500 <sup>#1</sup>	5000 <sup>#7</sup>	300	300	400	900	-	200
	Magnesium	mg/L	0.036			11	13	22	33	-	<1
	Potassium	mg/L	0.2			13	18	19	19	-	19
Sodium	mg/L	0.076		200 <sup>#1</sup>	87	107	130	73	-	74	
Sulphate	mg/L	2	250(SO4) <sup>#17</sup>		400 <sup>#3</sup>	81	56	151	1190	-	433
Phenolics	Xylenols	µg/L	0.5			-	-	-	-	-	
	Trimethylphenols	µg/L	0.5			<0.5	<0.5	<0.5	<0.5	-	<0.5
	Cresol Total	µg/L	0.5			0.6	0.8	<0.5	<0.5	-	2.5
	Dimethylphenols	µg/L	0.5			<0.5	<0.5	<0.5	<0.5	-	<0.5
	Phenol	µg/L	0.5	5800 <sup>#18</sup>	7.7 <sup>#2</sup>	1.4	1.1	1.5	1.6	-	128.6
Phenols Monohydric	µg/L	0.5							-		
Other	Temperature	°C				-	-	-	-	-	
	Conductivity @ 25oC	mS/cm	0.01			0.809	0.873	1.23	2.12	-	1.17
	Conductivity @ 20oC	µS/cm	14			-	-	-	-	-	
	pH (Lab)	pH Units	1	6.5-9.5 <sup>#1</sup>	6-8.5(MAC) <sup>#19</sup>	6-9(MAC) <sup>#19</sup>	7.7	7.8	7.7	7.7	-

Field_ID	Location_Code	Sample_Depth_Range	Sampled_Date_Time	Matrix_Description
BH07073-X-25.00-ES-200113	BH07073	25	13/01/2020	UK Drinking Water Standards
BH07073-X-26.60-ES-200116	BH07073	26.6	16/01/2020	UK Estuaries and coastal waters EQS
BH07073-X-49.80-ES-200121	BH07073	49.8	21/01/2020	UK Freshwater EQS
BH07091-X-2.00-ES-191114	BH07091	2	14/11/2019	
BH07091-X-3.00-ES-191114	BH07091	3	14/11/2019	
BH07091-X-3.00-ES-191114	BH07091	3	14/11/2019	

Chem_Group	ChemName	output unit	EQL

**Environmental Standards Comments**

- #1:Water Supply (Water Quality) Regulations 2016.
- #2:Water Framework Directive (Standards and Classification) Directions (England and Wales) 2015.
- #3:Operational Targets and EQS. EA, April 2018
- #4:Water Framework Directive (Standards & Classification) Directions (England & Wales) 2015. Dissolved fraction.
- #5:Water Framework Directive (Standards & Classification) Directions (England & Wales) 2015. Dissolved fraction. Lowest criteria presented (<40mg/l of CaCO3). See 'further assessment' if criteria exceeded and hardness (CaCO3) data available.
- #6:Water Framework Directive (Standards and Classification) Directions (England and Wales) 2015. Dissolved Fraction. If hexavalent chromium (CrVI) data is available, a value of 4.7µg/l may be appropriate for the remaining trivalent chromium (CrIII).
- #7:Operational Targets and EQS. EA, April 2018. Dissolved fraction.
- #8:Water Framework Directive (Standards and Classification) Directions (England and Wales) 2015. Dissolved Fraction. If DOC >1mg/l then a higher criteria applies (3.76\*(2.677\*(DOC2+0.5))
- #9:Water Framework Directive (Standards & Classification) Directions (England & Wales) 2015. Dissolved & bioavailable (bio) fraction plus background. M-BAT tool to assess: <http://wfd.uk.org/resources/river-lakes-metal-bioavailability-assessment-tool-m-bat>
- #10:Water Framework Directive (Standards and Classification) Directions (England and Wales) 2015. Dissolved Fraction. MAC adopted in absence of AA value.
- #11:Guidelines for Drinking-water Quality, 4th Edition. WHO, 2011. Informal value.
- #12:Operational Targets and EQS. EA, April 2018.
- #13:Operational Targets and EQS. EA, April 2018. Lowest criteria presented (<200mg/l CaCO3). See 'further assessment' values if criteria exceeded and hardness (CaCO3) data available.
- #14:Guidelines for Drinking-water Quality, 4th Edition. WHO, 2011. Based on taste rather than a formal guideline.
- #15:Water Framework Directive (Standards and Classification) Directions (England and Wales) 2015. Indicator of 'good' status (90%ile) - Ammonia standard for lakes and rivers (total ammonia as nitrogen).
- #16:Operational Targets and EQS. EA, April 2018. Dissolved fraction. Lowest criteria presented (<50 mg/l CaCO3). See 'further assessment' values if criteria exceeded and hardness (CaCO3) data available.
- #17:Water Supply (Water Quality) Regulations 2016. As SO4.
- #18:US EPA Regional Screening Levels, May 2019. <https://www.epa.gov/risk/regional-screening-levels-rsls-generic-tables>
- #19:Operational Targets and EQS. EA, April 2018. Maximum Allowable Concentration (MAC) adopted in absence of Annual Average (AA) value.

**Legend**

36.2	Results exceeds GAC.
<50	Results MDL is greater than GAC.
-	Determinand has not been tested for.

**Notes**

A range is given where a determinand has been analysed for by more than one method.

				Field_ID	BH07091-X-4.00-ES-191114	BH07091-X-5.00-ES-191114	BH07091-X-5.00-ES-191114	BH07091-X-6.00-ES-191114	BH07091-X-7.00-ES-191114	BH07091-X-8.00-ES-191114		
				Location_Code	BH07091	BH07091	BH07091	BH07091	BH07091	BH07091		
				Sample_Death_Range	4	5	5	6	7	8		
				Sampled_Date_Time	14/11/2019	14/11/2019	14/11/2019	14/11/2019	14/11/2019	15/11/2019		
				Matrix_Description								
				UK Drinking Water Standards								
				UK Estuaries and coastal waters EQS								
				UK Freshwater EQS								
Chem_Group	ChemName	output unit	EQL									
Metals	Antimony	µg/L	1	5 <sup>#1</sup>			9	-	14	6	6	-
	Arsenic	µg/L	0.5	10 <sup>#1</sup>	25 <sup>#2</sup>	50 <sup>#2</sup>	17	-	20	3	14	-
	Boron	µg/L	10	1000 <sup>#1</sup>	7000 <sup>#3</sup>	2000 <sup>#3</sup>	120	-	110	1190	2340	-
	Cadmium	µg/L	0.02	5 <sup>#1</sup>	0.2 <sup>#4</sup>	0.08 <sup>#5</sup>	<0.02	-	<0.02	<0.02	<0.02	-
	Chromium (hexavalent)	µg/L	3		0.6 <sup>#4</sup>	3.4 <sup>#4</sup>	<3	-	<3	<3	<3	-
	Chromium	µg/L	1	50 <sup>#1</sup>	0.6 <sup>#4</sup>	3.4 <sup>#6</sup>	3	-	2	<1	3	-
	Chromium (Trivalent)	µg/L	3			4.7 <sup>#4</sup>	<3	-	<3	<3	<3	-
	Cobalt	µg/L	0.5		3 <sup>#7</sup>	3 <sup>#7</sup>	<1	-	<1	2	2	-
	Copper	µg/L	0.3	2000 <sup>#1</sup>	3.76 <sup>#8</sup>	1(bio) <sup>#9</sup>	36	-	26	1	2	-
	Lead	µg/L	0.2	10 <sup>#1</sup>	1.3 <sup>#4</sup>	1.2(bio) <sup>#9</sup>	<1	-	<1	4	<1	-
	Mercury	µg/L	0.01	1 <sup>#1</sup>	0.07(MAC) <sup>#10</sup>	0.07(MAC) <sup>#10</sup>	<0.03	-	<0.03	<0.03	<0.03	-
	Molybdenum	µg/L	1	70 <sup>#11</sup>			88	-	89	42	50	-
	Nickel	µg/L	0.4	20 <sup>#1</sup>	8.6 <sup>#4</sup>	4(bio) <sup>#9</sup>	14	-	14	20	9	-
	Selenium	µg/L	1	10 <sup>#1</sup>			3	-	4	1	<1	-
	Vanadium	µg/L	1		100 <sup>#12</sup>	20 <sup>#13</sup>	216	-	185	2	7	-
Zinc	µg/L	1	3000 <sup>#14</sup>		10.9(bio) <sup>#9</sup>	<2	-	<2	23	4	-	
Inorganics	Available Phosphate	mg/l	6				-	-	-	-	-	-
	Available Phosphorus	mg/l	2				-	-	-	-	-	-
	Ammoniacal Nitrogen as N	mg/L	0.002		0.02 <sup>#2</sup>	0.6 <sup>#15</sup>	7.3	7.7	7.8	9.5	46.2	63.2
	Calcium	mg/L	0.2				164	-	176	164	13	-
	Chloride	mg/L	1	250 <sup>#1</sup>		250 <sup>#3</sup>	79	-	76	156	209	-
	Cyanide (Free)	µg/L	2.5	50 <sup>#1</sup>	1 <sup>#2</sup>	1 <sup>#2</sup>	<20	-	<20	<20	<20	-
	Cyanide Total	µg/L	5	50 <sup>#1</sup>	1 <sup>#2</sup>	1 <sup>#2</sup>	40	-	<20	<20	<20	-
	cyanides-complex	µg/L	5	50 <sup>#1</sup>	1 <sup>#2</sup>	1 <sup>#2</sup>	-	-	-	-	-	-
	Fluoride	µg/L	100	1500 <sup>#1</sup>	5000 <sup>#7</sup>	1000 <sup>#16</sup>	300	-	300	400	600	-
	Magnesium	mg/L	0.036				<1	-	<1	23	22	-
Potassium	mg/L	0.2				17	-	18	36	80	-	
Sodium	mg/L	0.076		200 <sup>#1</sup>		69	-	69	158	200	-	
Sulphate	mg/L	2	250(SO4) <sup>#17</sup>		400 <sup>#3</sup>	403	-	452	474	105	-	
Phenolics	Xylenols	µg/L	0.5				-	-	-	-	-	-
	Trimethylphenols	µg/L	0.5				295	<0.5	<0.5	<0.5	<0.5	-
	Cresol Total	µg/L	0.5				14.5	-	4.3	<0.5	<0.5	-
	Dimethylphenols	µg/L	0.5				60.3	-	<0.5	<0.5	<0.5	-
	Phenol	µg/L	0.5	5800 <sup>#18</sup>	7.7 <sup>#2</sup>	7.7 <sup>#2</sup>	50.4	-	50.4	5.2	15.8	-
Phenols Monohydric	µg/L	0.5					-				-	
Other	Temperature	°C					-	-	-	-	-	-
	Conductivity @ 25oC	mS/cm	0.01				1.11	-	1.17	1.72	1.68	-
	Conductivity @ 20oC	µS/cm	14				-	-	-	-	-	-
	pH (Lab)	pH Units	1	6.5-9.5 <sup>#1</sup>	6-8.5(MAC) <sup>#19</sup>	6-9(MAC) <sup>#19</sup>	10.4	-	9.7	8	8.6	-

Field_ID	Location_Code	Sample_Depth_Range	Sampled_Date_Time	Matrix_Description
BH07091-X-4.00-ES-191114	BH07091	4	14/11/2019	UK Drinking Water Standards
BH07091-X-5.00-ES-191114	BH07091	5	14/11/2019	UK Estuaries and coastal waters EQS
BH07091-X-5.00-ES-191114	BH07091	5	14/11/2019	UK Freshwater EQS
BH07091-X-6.00-ES-191114	BH07091	6	14/11/2019	
BH07091-X-7.00-ES-191114	BH07091	7	14/11/2019	
BH07091-X-8.00-ES-191114	BH07091	8	15/11/2019	

Chem_Group	ChemName	output unit	EQL

**Environmental Standards Comments**

- #1:Water Supply (Water Quality) Regulations 2016.
- #2:Water Framework Directive (Standards and Classification) Directions (England and Wales) 2015.
- #3:Operational Targets and EQS. EA, April 2018
- #4:Water Framework Directive (Standards & Classification) Directions (England & Wales) 2015. Dissolved fraction.
- #5:Water Framework Directive (Standards & Classification) Directions (England & Wales) 2015. Dissolved fraction. Lowest criteria presented (<40mg/l of CaCO3). See 'further assessment' if criteria exceeded and hardness (CaCO3) data available.
- #6:Water Framework Directive (Standards and Classification) Directions (England and Wales) 2015. Dissolved Fraction. If hexavalent chromium (CrVI) data is available, a value of 4.7µg/l may be appropriate for the remaining trivalent chromium (CrIII).
- #7:Operational Targets and EQS. EA, April 2018. Dissolved fraction.
- #8:Water Framework Directive (Standards and Classification) Directions (England and Wales) 2015. Dissolved Fraction. If DOC >1mg/l then a higher criteria applies (3.76\*(2.677\*(DOC2+0.5))
- #9:Water Framework Directive (Standards & Classification) Directions (England & Wales) 2015. Dissolved & bioavailable (bio) fraction plus background. M-BAT tool to assess: <http://wfd.uk.org/resources/river-lakes-metal-bioavailability-assessment-tool-m-bat>
- #10:Water Framework Directive (Standards and Classification) Directions (England and Wales) 2015. Dissolved Fraction. MAC adopted in absence of AA value.
- #11:Guidelines for Drinking-water Quality, 4th Edition. WHO, 2011. Informal value.
- #12:Operational Targets and EQS. EA, April 2018.
- #13:Operational Targets and EQS. EA, April 2018. Lowest criteria presented (<200mg/l CaCO3). See 'further assessment' values if criteria exceeded and hardness (CaCO3) data available.
- #14:Guidelines for Drinking-water Quality, 4th Edition. WHO, 2011. Based on taste rather than a formal guideline.
- #15:Water Framework Directive (Standards and Classification) Directions (England and Wales) 2015. Indicator of 'good' status (90%ile) - Ammonia standard for lakes and rivers (total ammonia as nitrogen).
- #16:Operational Targets and EQS. EA, April 2018. Dissolved fraction. Lowest criteria presented (<50 mg/l CaCO3). See 'further assessment' values if criteria exceeded and hardness (CaCO3) data available.
- #17:Water Supply (Water Quality) Regulations 2016. As SO4.
- #18:US EPA Regional Screening Levels, May 2019. <https://www.epa.gov/risk/regional-screening-levels-rsls-generic-tables>
- #19:Operational Targets and EQS. EA, April 2018. Maximum Allowable Concentration (MAC) adopted in absence of Annual Average (AA) value.

**Legend**

36.2	Results exceeds GAC.
<50	Results MDL is greater than GAC.
-	Determinand has not been tested for.

**Notes**

A range is given where a determinand has been analysed for by more than one method.

				Field_ID	BH07091-X-8.00-ES-191115	BH07091-X-9.00-ES-191115	BH07091-X-9.00-ES-191115	BH07092-X-2.00-ES-191118	BH07092-X-2.00-ES-191118	BH07092-X-3.00-ES-191118	
				Location_Code	BH07091	BH07091	BH07091	BH07092	BH07092	BH07092	
				Sample_Dept	3	9	9	2	2	3	
				Sample_Dept_Range	3	9	9	2	2	3	
				Sampled_Date_Time	15/11/2019	15/11/2019	15/11/2019	18/11/2019	18/11/2019	18/11/2019	
				Matrix_Description							
				UK Drinking Water Standards							
				UK Estuaries and coastal waters EQS							
				UK Freshwater EQS							
Chem_Group	ChemName	output unit	EQL								
Metals	Antimony	µg/L	1	5 <sup>#1</sup>			<10	-	26	-	-
	Arsenic	µg/L	0.5	10 <sup>#1</sup>	25 <sup>#2</sup>	50 <sup>#2</sup>	34	56	-	5	-
	Boron	µg/L	10	1000 <sup>#1</sup>	7000 <sup>#3</sup>	2000 <sup>#3</sup>	4430	1420	-	90	-
	Cadmium	µg/L	0.02	5 <sup>#1</sup>	0.2 <sup>#4</sup>	0.08 <sup>#5</sup>	<0.2	<0.2	-	0.04	-
	Chromium (hexavalent)	µg/L	3		0.6 <sup>#4</sup>	3.4 <sup>#4</sup>	<3	<3	-	-	-
	Chromium	µg/L	1	50 <sup>#1</sup>	0.6 <sup>#4</sup>	3.4 <sup>#6</sup>	<10	31	-	4	-
	Chromium (Trivalent)	µg/L	3			4.7 <sup>#4</sup>	<10	28	-	-	-
	Cobalt	µg/L	0.5		3 <sup>#7</sup>	3 <sup>#7</sup>	<10	27	-	-	-
	Copper	µg/L	0.3	2000 <sup>#1</sup>	3.76 <sup>#8</sup>	1(bio) <sup>#9</sup>	<10	27	-	31	-
	Lead	µg/L	0.2	10 <sup>#1</sup>	1.3 <sup>#4</sup>	1.2(bio) <sup>#9</sup>	<10	<10	-	<1	-
	Mercury	µg/L	0.01	1 <sup>#1</sup>	0.07(MAC) <sup>#10</sup>	0.07(MAC) <sup>#10</sup>	<0.3	<0.3	-	0.07	-
	Molybdenum	µg/L	1	70 <sup>#11</sup>			196	414	-	-	-
	Nickel	µg/L	0.4	20 <sup>#1</sup>	8.6 <sup>#4</sup>	4(bio) <sup>#9</sup>	24	85	-	4	-
	Selenium	µg/L	1	10 <sup>#1</sup>			<10	25	-	2	-
Vanadium	µg/L	1		100 <sup>#12</sup>	20 <sup>#13</sup>	13	34	-	66	-	
Zinc	µg/L	1	3000 <sup>#14</sup>		10.9(bio) <sup>#9</sup>	25	46	-	<2	-	
Inorganics	Available Phosphate	mg/l	6				-	-	-	-	
	Available Phosphorus	mg/l	2				-	-	-	-	
	Ammoniacal Nitrogen as N	mg/L	0.002		0.02 <sup>#2</sup>	0.6 <sup>#15</sup>	64.9	46.4	47	1.3	1.3
	Calcium	mg/L	0.2				14	-	41	116	-
	Chloride	mg/L	1	250 <sup>#1</sup>		250 <sup>#3</sup>	534	-	975	58	-
	Cyanide (Free)	µg/L	2.5	50 <sup>#1</sup>	1 <sup>#2</sup>	1 <sup>#2</sup>	20	-	<20	-	-
	Cyanide Total	µg/L	5	50 <sup>#1</sup>	1 <sup>#2</sup>	1 <sup>#2</sup>	30	-	<20	<20	-
	cyanides-complex	µg/L	5	50 <sup>#1</sup>	1 <sup>#2</sup>	1 <sup>#2</sup>	-	-	-	-	-
	Fluoride	µg/L	100	1500 <sup>#1</sup>	5000 <sup>#7</sup>	1000 <sup>#16</sup>	900	-	1300	-	400
	Magnesium	mg/L	0.036				16	-	37	-	<1
Potassium	mg/L	0.2				99	-	99	-	-	
Sodium	mg/L	0.076		200 <sup>#1</sup>		383	-	653	-	50	
Sulphate	mg/L	2	250(SO4) <sup>#17</sup>		400 <sup>#3</sup>	106	-	427	-	290	
Phenolics	Xylenols	µg/L	0.5				-	-	-	-	
	Trimethylphenols	µg/L	0.5				<0.5	<0.5	-	<0.5	
	Cresol Total	µg/L	0.5				<0.5	<0.5	-	<0.5	
	Dimethylphenols	µg/L	0.5				<0.5	<0.5	-	<0.5	
	Phenol	µg/L	0.5	5800 <sup>#18</sup>	7.7 <sup>#2</sup>	7.7 <sup>#2</sup>	16.5	-	7.2	-	9
Phenols Monohydric	µg/L	0.5									
Other	Temperature	°C					-	-	-	-	
	Conductivity @ 25oC	mS/cm	0.01				2.68	4.36	-	0.829	
	Conductivity @ 20oC	µS/cm	14				-	-	-	-	
	pH (Lab)	pH Units	1	6.5-9.5 <sup>#1</sup>	6-8.5(MAC) <sup>#19</sup>	6-9(MAC) <sup>#19</sup>	8.6	-	8.4	-	9.7

Field_ID	Location_Code	Sample_Depth_Range	Sampled_Date_Time	Matrix_Description
BH07091-X-8.00-ES-191115	BH07091	6	15/11/2019	UK Drinking Water Standards
BH07091-X-9.00-ES-191115	BH07091	9	15/11/2019	UK Estuaries and coastal waters EQS
BH07091-X-9.00-ES-191115	BH07091	9	15/11/2019	UK Freshwater EQS
BH07092-X-2.00-ES-191118	BH07092	2	18/11/2019	
BH07092-X-2.00-ES-191118	BH07092	2	18/11/2019	
BH07092-X-3.00-ES-191118	BH07092	3	18/11/2019	

Chem_Group	ChemName	output unit	EQL

**Environmental Standards Comments**

- #1:Water Supply (Water Quality) Regulations 2016.
- #2:Water Framework Directive (Standards and Classification) Directions (England and Wales) 2015.
- #3:Operational Targets and EQS. EA, April 2018
- #4:Water Framework Directive (Standards & Classification) Directions (England & Wales) 2015. Dissolved fraction.
- #5:Water Framework Directive (Standards & Classification) Directions (England & Wales) 2015. Dissolved fraction. Lowest criteria presented (<40mg/l of CaCO3). See 'further assessment' if criteria exceeded and hardness (CaCO3) data available.
- #6:Water Framework Directive (Standards and Classification) Directions (England and Wales) 2015. Dissolved Fraction. If hexavalent chromium (CrVI) data is available, a value of 4.7µg/l may be appropriate for the remaining trivalent chromium (CrIII).
- #7:Operational Targets and EQS. EA, April 2018. Dissolved fraction.
- #8:Water Framework Directive (Standards and Classification) Directions (England and Wales) 2015. Dissolved Fraction. If DOC >1mg/l then a higher criteria applies (3.76\*(2.677\*(DOC2+0.5))
- #9:Water Framework Directive (Standards & Classification) Directions (England & Wales) 2015. Dissolved & bioavailable (bio) fraction plus background. M-BAT tool to assess: <http://wfd.uk.org/resources/river-lakes-metal-bioavailability-assessment-tool-m-bat>
- #10:Water Framework Directive (Standards and Classification) Directions (England and Wales) 2015. Dissolved Fraction. MAC adopted in absence of AA value.
- #11:Guidelines for Drinking-water Quality, 4th Edition. WHO, 2011. Informal value.
- #12:Operational Targets and EQS. EA, April 2018.
- #13:Operational Targets and EQS. EA, April 2018. Lowest criteria presented (<200mg/l CaCO3). See 'further assessment' values if criteria exceeded and hardness (CaCO3) data available.
- #14:Guidelines for Drinking-water Quality, 4th Edition. WHO, 2011. Based on taste rather than a formal guideline.
- #15:Water Framework Directive (Standards and Classification) Directions (England and Wales) 2015. Indicator of 'good' status (90%ile) - Ammonia standard for lakes and rivers (total ammonia as nitrogen).
- #16:Operational Targets and EQS. EA, April 2018. Dissolved fraction. Lowest criteria presented (<50 mg/l CaCO3). See 'further assessment' values if criteria exceeded and hardness (CaCO3) data available.
- #17:Water Supply (Water Quality) Regulations 2016. As SO4.
- #18:US EPA Regional Screening Levels, May 2019. <https://www.epa.gov/risk/regional-screening-levels-rsls-generic-tables>
- #19:Operational Targets and EQS. EA, April 2018. Maximum Allowable Concentration (MAC) adopted in absence of Annual Average (AA) value.

**Legend**

36.2	Results exceeds GAC.
<50	Results MDL is greater than GAC.
-	Determinand has not been tested for.

**Notes**

A range is given where a determinand has been analysed for by more than one method.



		Field_ID	BH07092-X-3.00-ES-191118	BH07092-X-4.00-ES-191118	BH07092-X-4.00-ES-191118	BH07092-X-5.00-ES-191118	BH07092-X-5.00-ES-191118	BH07092-X-5.00-ES-191118	BH07092-X-3.00-ES-191120
		Location_Code	BH07092	BH07092	BH07092	BH07092	BH07092	BH07092	BH07093
		Sample_Death_Range	3	4	4	5	5	5	5
		Sampled_Date_Time	18/11/2019	18/11/2019	18/11/2019	18/11/2019	18/11/2019	18/11/2019	20/11/2019
		Matrix_Description							
		UK Drinking Water Standards							
		UK Estuaries and coastal waters EQS							
		UK Freshwater EQS							
Chem_Group	ChemName	output unit	EQL						
Metals	Antimony	µg/L	1	5 <sup>#1</sup>	-	-	-	-	-
	Arsenic	µg/L	0.5	10 <sup>#1</sup>	25 <sup>#2</sup>	50 <sup>#2</sup>	13	22	11
	Boron	µg/L	10	1000 <sup>#1</sup>	7000 <sup>#3</sup>	2000 <sup>#3</sup>	120	90	220
	Cadmium	µg/L	0.02	5 <sup>#1</sup>	0.2 <sup>#4</sup>	0.08 <sup>#5</sup>	0.05	0.05	0.07
	Chromium (hexavalent)	µg/L	3		0.6 <sup>#4</sup>	3.4 <sup>#4</sup>	-	-	-
	Chromium	µg/L	1	50 <sup>#1</sup>	0.6 <sup>#4</sup>	3.4 <sup>#6</sup>	2	5	<1
	Chromium (Trivalent)	µg/L	3		4.7 <sup>#4</sup>	-	-	-	-
	Cobalt	µg/L	0.5		3 <sup>#7</sup>	-	-	-	-
	Copper	µg/L	0.3	2000 <sup>#1</sup>	3.78 <sup>#8</sup>	1(bio) <sup>#9</sup>	41	103	50
	Lead	µg/L	0.2	10 <sup>#1</sup>	1.3 <sup>#4</sup>	1.2(bio) <sup>#9</sup>	<1	1	2
	Mercury	µg/L	0.01	1 <sup>#1</sup>	0.07(MAC) <sup>#10</sup>	0.07(MAC) <sup>#10</sup>	0.05	0.07	0.06
	Molybdenum	µg/L	1	70 <sup>#11</sup>	-	-	-	-	-
	Nickel	µg/L	0.4	20 <sup>#1</sup>	8.6 <sup>#4</sup>	4(bio) <sup>#9</sup>	7	15	27
	Selenium	µg/L	1	10 <sup>#1</sup>	-	-	4	8	4
Vanadium	µg/L	1		100 <sup>#12</sup>	20 <sup>#13</sup>	120	262	10	
Zinc	µg/L	1	3000 <sup>#14</sup>	-	10.9(bio) <sup>#9</sup>	2	2	6	
Inorganics	Available Phosphate	mg/l	6	-	-	-	-	-	-
	Available Phosphorus	mg/l	2	-	-	-	-	-	-
	Ammoniacal Nitrogen as N	mg/L	0.002		0.02 <sup>#2</sup>	0.6 <sup>#15</sup>	4.7	6.4	6.2
	Calcium	mg/L	0.2				311	135	200
	Chloride	mg/L	1	250 <sup>#1</sup>			55	63	84
	Cyanide (Free)	µg/L	2.5	50 <sup>#1</sup>	1 <sup>#2</sup>	250 <sup>#3</sup>	-	-	-
	Cyanide Total	µg/L	5	50 <sup>#1</sup>	1 <sup>#2</sup>	1 <sup>#2</sup>	30	<20	<20
	cyanides-complex	µg/L	5	50 <sup>#1</sup>	1 <sup>#2</sup>	1 <sup>#2</sup>	-	-	-
	Fluoride	µg/L	100	1500 <sup>#1</sup>	5000 <sup>#7</sup>	1000 <sup>#16</sup>	300	300	800
	Magnesium	mg/L	0.036				<1	<1	3
	Potassium	mg/L	0.2				-	-	-
Sodium	mg/L	0.076				65	55	68	
Sulphate	mg/L	2	250(SO4) <sup>#17</sup>		400 <sup>#3</sup>	793	354	586	
Phenolics	Xylenols	µg/L	0.5			-	-	-	-
	Trimethylphenols	µg/L	0.5			<0.5	<0.5	<0.5	<0.5
	Cresol Total	µg/L	0.5			25.4	4.7	<0.5	<0.5
	Dimethylphenols	µg/L	0.5			5.1	<0.5	<0.5	<0.5
	Phenol	µg/L	0.5	5800 <sup>#18</sup>	7.7 <sup>#2</sup>	7.7 <sup>#2</sup>	16.3	56.1	6.3
Phenols Monohydric	µg/L	0.5				-	-	-	
Other	Temperature	°C				-	-	-	-
	Conductivity @ 25oC	mS/cm	0.01			1.58	0.922	-	1.32
	Conductivity @ 20oC	µS/cm	14			-	-	-	-
	pH (Lab)	pH Units	1	6.5-9.5 <sup>#1</sup>	6-8.5(MAC) <sup>#19</sup>	6-9(MAC) <sup>#19</sup>	9.5	10	8.8

Field_ID	Location_Code	Sample_Depth	Range	Sampled_Date	Time	Matrix_Description
BH07092-X-3.00-ES-191118	BH07092	3		18/11/2019		UK Drinking Water Standards
BH07092-X-4.00-ES-191118	BH07092	4		18/11/2019		UK Estuaries and coastal waters EQS
BH07092-X-4.00-ES-191118	BH07092	4		18/11/2019		UK Freshwater EQS
BH07092-X-5.00-ES-191118	BH07092	5		18/11/2019		
BH07092-X-5.00-ES-191118	BH07092	5		18/11/2019		
BH07092-X-3.00-ES-191120	BH07093	3		20/11/2019		

Chem_Group	ChemName	output unit	EQL
------------	----------	-------------	-----

**Environmental Standards Comments**

#1:Water Supply (Water Quality) Regulations 2016.  
 #2:Water Framework Directive (Standards and Classification) Directions (England and Wales) 2015.  
 #3:Operational Targets and EQS. EA, April 2018  
 #4:Water Framework Directive (Standards & Classification) Directions (England & Wales) 2015. Dissolved fraction.  
 #5:Water Framework Directive (Standards & Classification) Directions (England & Wales) 2015. Dissolved fraction. Lowest criteria presented (<40mg/l of CaCO3). See 'further assessment' if criteria exceeded and hardness (CaCO3) data available.  
 #6:Water Framework Directive (Standards and Classification) Directions (England and Wales) 2015. Dissolved Fraction. If hexavalent chromium (CrVI) data is available, a value of 4.7µg/l may be appropriate for the remaining trivalent chromium (CrIII).  
 #7:Operational Targets and EQS. EA, April 2018. Dissolved fraction.  
 #8:Water Framework Directive (Standards and Classification) Directions (England and Wales) 2015. Dissolved Fraction. If DOC >1mg/l then a higher criteria applies (3.76\*(2.677\*(DOC2+0.5)))  
 #9:Water Framework Directive (Standards & Classification) Directions (England & Wales) 2015. Dissolved & bioavailable (bio) fraction plus background. M-BAT tool to assess: <http://wfd.uk.org/resources/river-lakes-metal-bioavailability-assessment-tool-m-bat>  
 #10:Water Framework Directive (Standards and Classification) Directions (England and Wales) 2015. Dissolved Fraction. MAC adopted in absence of AA value.  
 #11:Guidelines for Drinking-water Quality, 4th Edition. WHO, 2011. Informal value.  
 #12:Operational Targets and EQS. EA, April 2018.  
 #13:Operational Targets and EQS. EA, April 2018. Lowest criteria presented (<200mg/l CaCO3). See 'further assessment' values if criteria exceeded and hardness (CaCO3) data available.  
 #14:Guidelines for Drinking-water Quality, 4th Edition. WHO, 2011. Based on taste rather than a formal guideline.  
 #15:Water Framework Directive (Standards and Classification) Directions (England and Wales) 2015. Indicator of 'good' status (90%ile) - Ammonia standard for lakes and rivers (total ammonia as nitrogen).  
 #16:Operational Targets and EQS. EA, April 2018. Dissolved fraction. Lowest criteria presented (<50 mg/l CaCO3). See 'further assessment' values if criteria exceeded and hardness (CaCO3) data available.  
 #17:Water Supply (Water Quality) Regulations 2016. As SO4.  
 #18:US EPA Regional Screening Levels, May 2019. <https://www.epa.gov/risk/regional-screening-levels-rsls-generic-tables>  
 #19:Operational Targets and EQS. EA, April 2018. Maximum Allowable Concentration (MAC) adopted in absence of Annual Average (AA) value.

**Legend**

36.2	Results exceeds GAC.
<50	Results MDL is greater than GAC.
-	Determinand has not been tested for.

**Notes**  
A range is given where a determinand has been analysed for by more than one method.

				Field_ID	BH07093-X-3.00-ES-191120	BH07093-X-8.00-ES-191120	BH07093-X-8.00-ES-191120	BH07094-X-0.05-ES-191106	BH07094-X-0.50-ES-191106	BH07094-X-10.00-ES-191107		
				Location_Code	BH07093	BH07093	BH07093	BH07094	BH07094	BH07094		
				Sample_DePTH_Range	3	3	3	0.05	0.5	10		
				Sampled_Date_Time	20/11/2019	20/11/2019	20/11/2019	06/11/2019	06/11/2019	07/11/2019		
				Matrix_Description								
				UK Drinking Water Standards								
				UK Estuaries and coastal waters EQS								
				UK Freshwater EQS								
Chem_Group	ChemName	output unit	EQL									
Metals	Antimony	µg/L	1	5 <sup>#1</sup>			4	-	7	9	5	-
	Arsenic	µg/L	0.5	10 <sup>#1</sup>	25 <sup>#2</sup>	50 <sup>#2</sup>	3	-	42	5	13	-
	Boron	µg/L	10	1000 <sup>#1</sup>	7000 <sup>#3</sup>	2000 <sup>#3</sup>	210	-	2120	510	120	-
	Cadmium	µg/L	0.02	5 <sup>#1</sup>	0.2 <sup>#4</sup>	0.08 <sup>#5</sup>	<0.02	-	<0.02	0.19	0.09	-
	Chromium (hexavalent)	µg/L	3		0.6 <sup>#4</sup>	3.4 <sup>#4</sup>	<3	-	<3	132	97	-
	Chromium	µg/L	1	50 <sup>#1</sup>	0.6 <sup>#4</sup>	3.4 <sup>#6</sup>	<1	-	5	119	99	-
	Chromium (Trivalent)	µg/L	3			4.7 <sup>#4</sup>	<3	-	<5	-	12	-
	Cobalt	µg/L	0.5		3 <sup>#7</sup>	3 <sup>#7</sup>	<1	-	3	<1	12	-
	Copper	µg/L	0.3	2000 <sup>#1</sup>	3.78 <sup>#8</sup>	1(bio) <sup>#9</sup>	4	-	3	7	96	-
	Lead	µg/L	0.2	10 <sup>#1</sup>	1.3 <sup>#4</sup>	1.2(bio) <sup>#9</sup>	<1	-	<1	<1	<1	-
	Mercury	µg/L	0.01	1 <sup>#1</sup>	0.07(MAC) <sup>#10</sup>	0.07(MAC) <sup>#10</sup>	<0.03	-	<0.03	<0.03	0.1	-
	Molybdenum	µg/L	1	70 <sup>#11</sup>	42	42	42	-	171	20	33	-
	Nickel	µg/L	0.4	20 <sup>#1</sup>	8.6 <sup>#4</sup>	4(bio) <sup>#9</sup>	3	-	23	3	12	-
	Selenium	µg/L	1	10 <sup>#1</sup>			15	-	3	27	9	-
	Vanadium	µg/L	1		100 <sup>#12</sup>	20 <sup>#13</sup>	7	-	7	4	58	-
	Zinc	µg/L	1	3000 <sup>#14</sup>		10.9(bio) <sup>#9</sup>	2	-	5	3	3	-
Inorganics	Available Phosphate	mg/l	6				-	-	-	-	-	-
	Available Phosphorus	mg/l	2				-	-	-	-	-	-
	Ammoniacal Nitrogen as N	mg/L	0.002		0.02 <sup>#2</sup>	0.6 <sup>#15</sup>	0.8	54.9	54.5	0.03	0.17	52.5
	Calcium	mg/L	0.2				81	-	17	618	160	-
	Chloride	mg/L	1	250 <sup>#1</sup>	50 <sup>#1</sup>	250 <sup>#3</sup>	28	-	491	61	55	-
	Cyanide (Free)	µg/L	2.5	50 <sup>#1</sup>	1 <sup>#2</sup>	1 <sup>#2</sup>	<20	-	<20	<20	<20	-
	Cyanide Total	µg/L	5	50 <sup>#1</sup>	1 <sup>#2</sup>	1 <sup>#2</sup>	<20	-	<20	<20	20	-
	cyanides-complex	µg/L	5	50 <sup>#1</sup>	1 <sup>#2</sup>	1 <sup>#2</sup>	-	-	-	-	-	-
	Fluoride	µg/L	100	1500 <sup>#1</sup>	5000 <sup>#7</sup>	1000 <sup>#16</sup>	1500	-	1000	600	400	-
	Magnesium	mg/L	0.036				13	-	16	41	<1	-
Potassium	mg/L	0.2				21	-	65	55	50	-	
Sodium	mg/L	0.076		200 <sup>#1</sup>		87	-	392	65	83	-	
Sulphate	mg/L	2	250(SO4) <sup>#17</sup>		400 <sup>#3</sup>	366	-	130	1650	418	-	
Phenolics	Xylenols	µg/L	0.5				-	-	-	-	-	-
	Trimethylphenols	µg/L	0.5				<0.5	-	<0.5	<0.5	3.5	-
	Cresol Total	µg/L	0.5				<0.5	-	<0.5	<0.5	0.5	-
	Dimethylphenols	µg/L	0.5				<0.5	-	<0.5	<0.5	3.6	-
	Phenol	µg/L	0.5	5800 <sup>#18</sup>	7.7 <sup>#2</sup>	7.7 <sup>#2</sup>	1.3	-	18.8	<0.5	18.2	-
Phenols Monohydric	µg/L	0.5					-				-	
Other	Temperature	°C					-	-	-	-	-	-
	Conductivity @ 25oC	mS/cm	0.01				0.969	-	2.54	2.41	1.18	-
	Conductivity @ 20oC	µS/cm	14				-	-	-	-	-	-
	pH (Lab)	pH Units	1	6.5-9.5 <sup>#1</sup>	6-8.5(MAC) <sup>#19</sup>	6-9(MAC) <sup>#19</sup>	8.4	-	8.6	8.1	10.5	-

Field_ID	BH07093-X-3.00-ES-191120	BH07093-X-8.00-ES-191120	BH07093-X-8.00-ES-191120	BH07094-X-0.05-ES-191106	BH07094-X-0.50-ES-191106	BH07094-X-10.00-ES-191107
Location_Code	BH07093	BH07093	BH07093	BH07094	BH07094	BH07094
Sample_Depth_Range	5	8	8	0.05	0.5	10
Sampled_Date_Time	20/11/2019	20/11/2019	20/11/2019	06/11/2019	06/11/2019	07/11/2019
Matrix_Description	UK Drinking Water Standards	UK Estuaries and coastal waters EQS	UK Freshwater EQS			

Chem_Group	ChemName	output unit	EQL
------------	----------	-------------	-----

**Environmental Standards Comments**

- #1:Water Supply (Water Quality) Regulations 2016.
- #2:Water Framework Directive (Standards and Classification) Directions (England and Wales) 2015.
- #3:Operational Targets and EQS. EA, April 2018
- #4:Water Framework Directive (Standards & Classification) Directions (England & Wales) 2015. Dissolved fraction.
- #5:Water Framework Directive (Standards & Classification) Directions (England & Wales) 2015. Dissolved fraction. Lowest criteria presented (<40mg/l of CaCO3). See 'further assessment' if criteria exceeded and hardness (CaCO3) data available.
- #6:Water Framework Directive (Standards and Classification) Directions (England and Wales) 2015. Dissolved Fraction. If hexavalent chromium (CrVI) data is available, a value of 4.7µg/l may be appropriate for the remaining trivalent chromium (CrIII).
- #7:Operational Targets and EQS. EA, April 2018. Dissolved fraction.
- #8:Water Framework Directive (Standards and Classification) Directions (England and Wales) 2015. Dissolved Fraction. If DOC >1mg/l then a higher criteria applies (3.76\*(2.677\*(DOC2+0.5))
- #9:Water Framework Directive (Standards & Classification) Directions (England & Wales) 2015. Dissolved & bioavailable (bio) fraction plus background. M-BAT tool to assess: <http://wfd.uk.org/resources/river-lakes-metal-bioavailability-assessment-tool-m-bat>
- #10:Water Framework Directive (Standards and Classification) Directions (England and Wales) 2015. Dissolved Fraction. MAC adopted in absence of AA value.
- #11:Guidelines for Drinking-water Quality, 4th Edition. WHO, 2011. Informal value.
- #12:Operational Targets and EQS. EA, April 2018.
- #13:Operational Targets and EQS. EA, April 2018. Lowest criteria presented (<200mg/l CaCO3). See 'further assessment' values if criteria exceeded and hardness (CaCO3) data available.
- #14:Guidelines for Drinking-water Quality, 4th Edition. WHO, 2011. Based on taste rather than a formal guideline.
- #15:Water Framework Directive (Standards and Classification) Directions (England and Wales) 2015. Indicator of 'good' status (90%ile) - Ammonia standard for lakes and rivers (total ammonia as nitrogen).
- #16:Operational Targets and EQS. EA, April 2018. Dissolved fraction. Lowest criteria presented (<50 mg/l CaCO3). See 'further assessment' values if criteria exceeded and hardness (CaCO3) data available.
- #17:Water Supply (Water Quality) Regulations 2016. As SO4.
- #18:US EPA Regional Screening Levels, May 2019. <https://www.epa.gov/risk/regional-screening-levels-rsls-generic-tables>
- #19:Operational Targets and EQS. EA, April 2018. Maximum Allowable Concentration (MAC) adopted in absence of Annual Average (AA) value.

**Legend**

36.2	Results exceeds GAC.
<50	Results MDL is greater than GAC.
-	Determinand has not been tested for.

**Notes**

A range is given where a determinand has been analysed for by more than one method.

		Field_ID	BH07094-X-10.00-ES-191107	BH07094-X-2.00-ES-191107	BH07094-X-2.00-ES-191107	BH07094-X-3.00-ES-191107	BH07094-X-3.00-ES-191107	BH07094-X-4.00-ES-191107		
		Location_Code	BH07094	BH07094	BH07094	BH07094	BH07094	BH07094		
		Sample_Death_Range	10	2	2	3	3	4		
		Sampled_Date_Time	07/11/2019	07/11/2019	07/11/2019	07/11/2019	07/11/2019	07/11/2019		
		Matrix_Description								
		UK Drinking Water Standards								
		UK Estuaries and coastal waters EQS								
		UK Freshwater EQS								
Chem_Group	ChemName	output unit	EQL							
Metals	Antimony	µg/L	5 <sup>#1</sup>		26	-	10	-	560	
	Arsenic	µg/L	0.5	10 <sup>#1</sup>	10	-	16	-	827	
	Boron	µg/L	10	1000 <sup>#1</sup>	2150	-	170	-	130	
	Cadmium	µg/L	0.02	5 <sup>#1</sup>	0.08 <sup>#5</sup>	<0.02	-	<0.02	<2	
	Chromium (hexavalent)	µg/L	3		0.6 <sup>#4</sup>	<3	-	20	7	
	Chromium	µg/L	1	50 <sup>#1</sup>	0.6 <sup>#4</sup>	2	-	23	589	
	Chromium (Trivalent)	µg/L	3		4.7 <sup>#4</sup>	<3	-	3	582	
	Cobalt	µg/L	0.5		3 <sup>#7</sup>	2	-	5	256	
	Copper	µg/L	0.3	2000 <sup>#1</sup>	3.76 <sup>#8</sup>	<1	-	99	9010	
	Lead	µg/L	0.2	10 <sup>#1</sup>	1.3 <sup>#4</sup>	<1	-	<1	<100	
	Mercury	µg/L	0.01	1 <sup>#1</sup>	0.07(MAC) <sup>#10</sup>	0.05	-	<0.03	<3	
	Molybdenum	µg/L	1	70 <sup>#11</sup>		201	-	43	4509	
	Nickel	µg/L	0.4	20 <sup>#1</sup>	8.6 <sup>#4</sup>	4	-	11	812	
	Selenium	µg/L	1	10 <sup>#1</sup>		1	-	6	423	
	Vanadium	µg/L	1		100 <sup>#12</sup>	20 <sup>#13</sup>	-	87	8976	
	Zinc	µg/L	1	3000 <sup>#14</sup>		10.9	-	4	<200	
Inorganics	Available Phosphate	mg/l	6		-	-	-	-		
	Available Phosphorus	mg/l	2		-	-	-	-		
	Ammoniacal Nitrogen as N	mg/L	0.002		0.02 <sup>#2</sup>	0.6 <sup>#15</sup>	51.6	0.7	1.7	
	Calcium	mg/L	0.2			39	-	135	118	
	Chloride	mg/L	1	250 <sup>#1</sup>	250 <sup>#3</sup>	549	-	91	52	
	Cyanide (Free)	µg/L	2.5	50 <sup>#1</sup>	1 <sup>#2</sup>	<20	-	<20	<20	
	Cyanide Total	µg/L	5	50 <sup>#1</sup>	1 <sup>#2</sup>	<20	-	20	<20	
	cyanides-complex	µg/L	5	50 <sup>#1</sup>	1 <sup>#2</sup>	-	-	-	-	
	Fluoride	µg/L	100	1500 <sup>#1</sup>	5000 <sup>#7</sup>	1000 <sup>#16</sup>	2700	-	500	400
	Magnesium	mg/L	0.036			29	-	<1	<1	
	Potassium	mg/L	0.2			93	-	36	26	
Sodium	mg/L	0.076			404	-	78	58		
Sulphate	mg/L	2	250(SO4) <sup>#17</sup>		400 <sup>#3</sup>	274	-	319	244	
Phenolics	Xylenols	µg/L	0.5		-	-	-	-		
	Trimethylphenols	µg/L	0.5		<0.5	-	4.8	-	4	
	Cresol Total	µg/L	0.5		1.7	-	0.7	-	2	
	Dimethylphenols	µg/L	0.5		<0.5	-	2.7	-	1.6	
	Phenol	µg/L	0.5	5800 <sup>#18</sup>	7.7 <sup>#2</sup>	7.7 <sup>#2</sup>	5.2	23	21.2	
Phenols Monohydric	µg/L	0.5								
Other	Temperature	°C			-	-	-	-		
	Conductivity @ 25oC	mS/cm	0.01		2.89	-	1.03	-	0.931	
	Conductivity @ 20oC	µS/cm	14		-	-	-	-	-	
	pH (Lab)	pH Units	1	6.5-9.5 <sup>#1</sup>	6-8.5(MAC) <sup>#19</sup>	6-9(MAC) <sup>#19</sup>	8.6	-	10.2	11

Field_ID	Location_Code	Sample_Depth_Range	Sampled_Date_Time	Matrix_Description
BH07094-X-10.00-ES-191107	BH07094	10	07/11/2019	UK Drinking Water Standards
BH07094-X-2.00-ES-191107	BH07094	2	07/11/2019	UK Estuaries and coastal waters EQS
BH07094-X-2.00-ES-191107	BH07094	2	07/11/2019	UK Freshwater EQS
BH07094-X-3.00-ES-191107	BH07094	3	07/11/2019	
BH07094-X-3.00-ES-191107	BH07094	3	07/11/2019	
BH07094-X-4.00-ES-191107	BH07094	4	07/11/2019	

Chem_Group	ChemName	output unit	EQL

**Environmental Standards Comments**

- #1:Water Supply (Water Quality) Regulations 2016.
- #2:Water Framework Directive (Standards and Classification) Directions (England and Wales) 2015.
- #3:Operational Targets and EQS. EA, April 2018
- #4:Water Framework Directive (Standards & Classification) Directions (England & Wales) 2015. Dissolved fraction.
- #5:Water Framework Directive (Standards & Classification) Directions (England & Wales) 2015. Dissolved fraction. Lowest criteria presented (<40mg/l of CaCO3). See 'further assessment' if criteria exceeded and hardness (CaCO3) data available.
- #6:Water Framework Directive (Standards and Classification) Directions (England and Wales) 2015. Dissolved Fraction. If hexavalent chromium (CrVI) data is available, a value of 4.7µg/l may be appropriate for the remaining trivalent chromium (CrIII).
- #7:Operational Targets and EQS. EA, April 2018. Dissolved fraction.
- #8:Water Framework Directive (Standards and Classification) Directions (England and Wales) 2015. Dissolved Fraction. If DOC >1mg/l then a higher criteria applies (3.76\*(2.677\*(DOC2+0.5))
- #9:Water Framework Directive (Standards & Classification) Directions (England & Wales) 2015. Dissolved & bioavailable (bio) fraction plus background. M-BAT tool to assess: <http://wfd.uk.org/resources/river-lakes-metal-bioavailability-assessment-tool-m-bat>
- #10:Water Framework Directive (Standards and Classification) Directions (England and Wales) 2015. Dissolved Fraction. MAC adopted in absence of AA value.
- #11:Guidelines for Drinking-water Quality, 4th Edition. WHO, 2011. Informal value.
- #12:Operational Targets and EQS. EA, April 2018.
- #13:Operational Targets and EQS. EA, April 2018. Lowest criteria presented (<200mg/l CaCO3). See 'further assessment' values if criteria exceeded and hardness (CaCO3) data available.
- #14:Guidelines for Drinking-water Quality, 4th Edition. WHO, 2011. Based on taste rather than a formal guideline.
- #15:Water Framework Directive (Standards and Classification) Directions (England and Wales) 2015. Indicator of 'good' status (90%ile) - Ammonia standard for lakes and rivers (total ammonia as nitrogen).
- #16:Operational Targets and EQS. EA, April 2018. Dissolved fraction. Lowest criteria presented (<50 mg/l CaCO3). See 'further assessment' values if criteria exceeded and hardness (CaCO3) data available.
- #17:Water Supply (Water Quality) Regulations 2016. As SO4.
- #18:US EPA Regional Screening Levels, May 2019. <https://www.epa.gov/risk/regional-screening-levels-rsls-generic-tables>
- #19:Operational Targets and EQS. EA, April 2018. Maximum Allowable Concentration (MAC) adopted in absence of Annual Average (AA) value.

**Legend**

36.2	Results exceeds GAC.
<50	Results MDL is greater than GAC.
-	Determinand has not been tested for.

**Notes**

A range is given where a determinand has been analysed for by more than one method.

		Field_ID	BH07094-X-4.00-ES-191107	BH07094-X-5.00-ES-191107	BH07094-X-6.00-ES-191107	BH07094-X-7.00-ES-191107	BH07094-X-8.00-ES-191107	BH07094-X-9.00-ES-191107	BH07094-X-10.00-ES-191107
		Location_Code	BH07094	BH07094	BH07094	BH07094	BH07094	BH07094	BH07094
		Sample_Death_Range	4	5	5	6	6	6	7
		Sampled_Date_Time	07/11/2019	07/11/2019	07/11/2019	07/11/2019	07/11/2019	07/11/2019	07/11/2019
		Matrix_Description							
		UK Drinking Water Standards							
		UK Estuaries and coastal waters EQS							
		UK Freshwater EQS							
Chem_Group	ChemName	output unit	EQ1	EQ2	EQ3	EQ4	EQ5	EQ6	EQ7
Metals	Antimony	µg/L	1	5 <sup>#1</sup>			3	-	4
	Arsenic	µg/L	0.5	10 <sup>#1</sup>	25 <sup>#2</sup>	50 <sup>#2</sup>	9	-	8
	Boron	µg/L	10	1000 <sup>#1</sup>	7000 <sup>#3</sup>	2000 <sup>#3</sup>	30	-	60
	Cadmium	µg/L	0.02	5 <sup>#1</sup>	0.2 <sup>#4</sup>	0.08 <sup>#5</sup>	<0.02	-	<0.02
	Chromium (hexavalent)	µg/L	3		0.6 <sup>#4</sup>	3.4 <sup>#4</sup>	<3	-	<3
	Chromium	µg/L	1	50 <sup>#1</sup>	0.6 <sup>#4</sup>	3.4 <sup>#6</sup>	9	-	11
	Chromium (Trivalent)	µg/L	3			4.7 <sup>#4</sup>	9	-	11
	Cobalt	µg/L	0.5		3 <sup>#7</sup>	3 <sup>#7</sup>	<1	-	1
	Copper	µg/L	0.3	2000 <sup>#1</sup>	3.78 <sup>#8</sup>	1(bio) <sup>#9</sup>	42	-	36
	Lead	µg/L	0.2	10 <sup>#1</sup>	1.3 <sup>#4</sup>	1.2(bio) <sup>#9</sup>	<1	-	<1
	Mercury	µg/L	0.01	1 <sup>#1</sup>	0.07(MAC) <sup>#10</sup>	0.07(MAC) <sup>#10</sup>	<0.03	-	<0.03
	Molybdenum	µg/L	1	70 <sup>#11</sup>			71	-	114
	Nickel	µg/L	0.4	20 <sup>#1</sup>	8.6 <sup>#4</sup>	4(bio) <sup>#9</sup>	12	-	6
	Selenium	µg/L	1	10 <sup>#1</sup>			4	-	2
Vanadium	µg/L	1		100 <sup>#12</sup>	20 <sup>#13</sup>	91	-	79	
Zinc	µg/L	1	3000 <sup>#14</sup>		10.9(bio) <sup>#9</sup>	<2	-	2	
Inorganics	Available Phosphate	mg/l	6				-	-	-
	Available Phosphorus	mg/l	2				-	-	-
	Ammoniacal Nitrogen as N	mg/L	0.002		0.02 <sup>#2</sup>	0.6 <sup>#15</sup>	5.1	3	3.5
	Calcium	mg/L	0.2				144	-	123
	Chloride	mg/L	1	250 <sup>#1</sup>		250 <sup>#3</sup>	66	-	47
	Cyanide (Free)	µg/L	2.5	50 <sup>#1</sup>	1 <sup>#2</sup>	1 <sup>#2</sup>	<20	-	<20
	Cyanide Total	µg/L	5	50 <sup>#1</sup>	1 <sup>#2</sup>	1 <sup>#2</sup>	<20	-	<20
	cyanides-complex	µg/L	5	50 <sup>#1</sup>	1 <sup>#2</sup>	1 <sup>#2</sup>	-	-	-
	Fluoride	µg/L	100	1500 <sup>#1</sup>	5000 <sup>#7</sup>	1000 <sup>#16</sup>	200	-	<200
	Magnesium	mg/L	0.036				<1	-	<1
	Potassium	mg/L	0.2				32	-	14
Sodium	mg/L	0.076	200 <sup>#1</sup>			74	-	26	
Sulphate	mg/L	2	250(SO4) <sup>#17</sup>		400 <sup>#3</sup>	204	-	162	
Phenolics	Xylenols	µg/L	0.5				-	-	-
	Trimethylphenols	µg/L	0.5				0.9	-	1
	Cresol Total	µg/L	0.5				4.9	-	7.3
	Dimethylphenols	µg/L	0.5				<0.5	-	3.7
	Phenol	µg/L	0.5	5800 <sup>#18</sup>	7.7 <sup>#2</sup>	7.7 <sup>#2</sup>	71.1	-	30.5
Phenols Monohydric	µg/L	0.5					-	11.2	
Other	Temperature	°C					-	-	-
	Conductivity @ 25oC	mS/cm	0.01				1.36	-	0.935
	Conductivity @ 20oC	µS/cm	14				-	-	-
	pH (Lab)	pH Units	1	6.5-9.5 <sup>#1</sup>	6-8.5(MAC) <sup>#19</sup>	6-9(MAC) <sup>#19</sup>	11.6	-	11.4

Field_ID	Location_Code	Sample_Depth_Range	Sampled_Date_Time	Matrix_Description
BH07094-X-4.00-ES-191107	BH07094	4	07/11/2019	UK Drinking Water Standards
BH07094-X-5.00-ES-191107	BH07094	5	07/11/2019	UK Estuaries and coastal waters EQS
BH07094-X-5.00-ES-191107	BH07094	5	07/11/2019	UK Freshwater EQS
BH07094-X-6.00-ES-191107	BH07094	6	07/11/2019	
BH07094-X-6.00-ES-191107	BH07094	6	07/11/2019	
BH07094-X-7.00-ES-191107	BH07094	7	07/11/2019	

Chem_Group	ChemName	output unit	EQL

**Environmental Standards Comments**

- #1:Water Supply (Water Quality) Regulations 2016.
- #2:Water Framework Directive (Standards and Classification) Directions (England and Wales) 2015.
- #3:Operational Targets and EQS. EA, April 2018
- #4:Water Framework Directive (Standards & Classification) Directions (England & Wales) 2015. Dissolved fraction.
- #5:Water Framework Directive (Standards & Classification) Directions (England & Wales) 2015. Dissolved fraction. Lowest criteria presented (<40mg/l of CaCO3). See 'further assessment' if criteria exceeded and hardness (CaCO3) data available.
- #6:Water Framework Directive (Standards and Classification) Directions (England and Wales) 2015. Dissolved Fraction. If hexavalent chromium (CrVI) data is available, a value of 4.7µg/l may be appropriate for the remaining trivalent chromium (CrIII).
- #7:Operational Targets and EQS. EA, April 2018. Dissolved fraction.
- #8:Water Framework Directive (Standards and Classification) Directions (England and Wales) 2015. Dissolved Fraction. If DOC >1mg/l then a higher criteria applies (3.76\*(2.677\*(DOC2+0.5))
- #9:Water Framework Directive (Standards & Classification) Directions (England & Wales) 2015. Dissolved & bioavailable (bio) fraction plus background. M-BAT tool to assess: <http://wfd.uk.org/resources/river-lakes-metal-bioavailability-assessment-tool-m-bat>
- #10:Water Framework Directive (Standards and Classification) Directions (England and Wales) 2015. Dissolved Fraction. MAC adopted in absence of AA value.
- #11:Guidelines for Drinking-water Quality, 4th Edition. WHO, 2011. Informal value.
- #12:Operational Targets and EQS. EA, April 2018.
- #13:Operational Targets and EQS. EA, April 2018. Lowest criteria presented (<200mg/l CaCO3). See 'further assessment' values if criteria exceeded and hardness (CaCO3) data available.
- #14:Guidelines for Drinking-water Quality, 4th Edition. WHO, 2011. Based on taste rather than a formal guideline.
- #15:Water Framework Directive (Standards and Classification) Directions (England and Wales) 2015. Indicator of 'good' status (90%ile) - Ammonia standard for lakes and rivers (total ammonia as nitrogen).
- #16:Operational Targets and EQS. EA, April 2018. Dissolved fraction. Lowest criteria presented (<50 mg/l CaCO3). See 'further assessment' values if criteria exceeded and hardness (CaCO3) data available.
- #17:Water Supply (Water Quality) Regulations 2016. As SO4.
- #18:US EPA Regional Screening Levels, May 2019. <https://www.epa.gov/risk/regional-screening-levels-rsls-generic-tables>
- #19:Operational Targets and EQS. EA, April 2018. Maximum Allowable Concentration (MAC) adopted in absence of Annual Average (AA) value.

**Legend**

36.2	Results exceeds GAC.
<50	Results MDL is greater than GAC.
-	Determinand has not been tested for.

**Notes**

A range is given where a determinand has been analysed for by more than one method.



				Field_ID	BH07094-X-7.00-ES-191107	BH07094-X-8.00-ES-191107	BH07094-X-8.00-ES-191107	BH07094-X-9.00-ES-191107	BH07094-X-9.00-ES-191107	BH07094-X-9.00-ES-191107	BH07095-X-0.10-ES-191105	
				Location_Code	BH07094	BH07094	BH07094	BH07094	BH07094	BH07094	BH07095	
				Sample_Death_Range	7	8	8	9	9	9	0.1	
				Sampled_Date_Time	07/11/2019	07/11/2019	07/11/2019	07/11/2019	07/11/2019	07/11/2019	05/11/2019	
				Matrix_Description								
				UK Drinking Water Standards								
				UK Estuaries and coastal waters EQS								
				UK Freshwater EQS								
Chem_Group	ChemName	output unit	EQL									
Metals	Antimony	µg/L	1	5 <sup>#1</sup>			26	-	16	-	34	5
	Arsenic	µg/L	0.5	10 <sup>#1</sup>	25 <sup>#2</sup>	50 <sup>#2</sup>	15	-	9	-	8	4
	Boron	µg/L	10	1000 <sup>#1</sup>	7000 <sup>#3</sup>	2000 <sup>#3</sup>	1720	-	4410	-	3560	570
	Cadmium	µg/L	0.02	5 <sup>#1</sup>	0.2 <sup>#4</sup>	0.08 <sup>#5</sup>	<0.02	-	0.05	-	0.07	0.05
	Chromium (hexavalent)	µg/L	3		0.6 <sup>#4</sup>	3.4 <sup>#4</sup>	<3	-	<3	-	<3	155
	Chromium	µg/L	1	50 <sup>#1</sup>	0.6 <sup>#4</sup>	3.4 <sup>#6</sup>	1	-	1	-	2	137
	Chromium (Trivalent)	µg/L	3			4.7 <sup>#4</sup>	<3	-	<3	-	<3	-
	Cobalt	µg/L	0.5			3 <sup>#7</sup>	1	-	<1	-	2	<1
	Copper	µg/L	0.3	2000 <sup>#1</sup>	3.78 <sup>#8</sup>	1(bio) <sup>#9</sup>	<1	-	<1	-	<1	5
	Lead	µg/L	0.2	10 <sup>#1</sup>	1.3 <sup>#4</sup>	1.2(bio) <sup>#9</sup>	3	-	<1	-	3	<1
	Mercury	µg/L	0.01	1 <sup>#1</sup>	0.07(MAC) <sup>#10</sup>	0.07(MAC) <sup>#10</sup>	0.06	-	<0.03	-	<0.03	<0.03
	Molybdenum	µg/L	1	70 <sup>#11</sup>			165	-	190	-	330	59
	Nickel	µg/L	0.4	20 <sup>#1</sup>	8.6 <sup>#4</sup>	4(bio) <sup>#9</sup>	10	-	6	-	17	1
	Selenium	µg/L	1	10 <sup>#1</sup>			2	-	<1	-	<1	3
	Vanadium	µg/L	1		100 <sup>#12</sup>	20 <sup>#13</sup>	10	-	3	-	1	1
Zinc	µg/L	1	3000 <sup>#14</sup>		10.9(bio) <sup>#9</sup>	5	-	3	-	9	2	
Inorganics	Available Phosphate	mg/l	6				-	-	-	-	-	
	Available Phosphorus	mg/l	2				-	-	-	-	-	
	Ammoniacal Nitrogen as N	mg/L	0.002		0.02 <sup>#2</sup>	0.6 <sup>#15</sup>	28	37.7	37.3	48.3	47.8	0.05
	Calcium	mg/L	0.2				88	-	62	-	27	350
	Chloride	mg/L	1	250 <sup>#1</sup>		250 <sup>#3</sup>	125	-	255	-	429	25
	Cyanide (Free)	µg/L	2.5	50 <sup>#1</sup>	1 <sup>#2</sup>	1 <sup>#2</sup>	<20	-	<20	-	<20	<20
	Cyanide Total	µg/L	5	50 <sup>#1</sup>	1 <sup>#2</sup>	1 <sup>#2</sup>	<20	-	<20	-	<20	<20
	cyanides-complex	µg/L	5	50 <sup>#1</sup>	1 <sup>#2</sup>	1 <sup>#2</sup>	-	-	-	-	-	-
	Fluoride	µg/L	100	1500 <sup>#1</sup>		5000 <sup>#7</sup>	300	-	300	-	400	1200
	Magnesium	mg/L	0.036				35	-	48	-	41	21
Potassium	mg/L	0.2				57	-	69	-	89	38	
Sodium	mg/L	0.076		200 <sup>#1</sup>		137	-	217	-	320	56	
Sulphate	mg/L	2	250(SO4) <sup>#17</sup>		400 <sup>#3</sup>	483	-	322	-	145	852	
Phenolics	Xylenols	µg/L	0.5				-	-	-	-	-	
	Trimethylphenols	µg/L	0.5				<0.5	-	<0.5	-	<0.5	
	Cresol Total	µg/L	0.5				0.6	-	2.2	-	1.8	
	Dimethylphenols	µg/L	0.5				<0.5	-	<0.5	-	<0.5	
	Phenol	µg/L	0.5	5800 <sup>#18</sup>	7.7 <sup>#2</sup>	7.7 <sup>#2</sup>	4.8	-	6.2	-	7.8	0.5
Phenols Monohydric	µg/L	0.5					-		-			
Other	Temperature	°C					-	-	-	-	-	
	Conductivity @ 25oC	mS/cm	0.01				1.61	-	2.08	-	2.46	
	Conductivity @ 20oC	µS/cm	14				-	-	-	-	-	
	pH (Lab)	pH Units	1	6.5-9.5 <sup>#1</sup>	6-8.5(MAC) <sup>#19</sup>	6-9(MAC) <sup>#19</sup>	8.8	-	8.2	-	8.2	7.7

Field_ID	Location_Code	Sample_Death_Range	Sampled_Date_Time	Matrix_Description
BH07094-X-7.00-ES-191107	BH07094	7	07/11/2019	UK Drinking Water Standards
BH07094-X-8.00-ES-191107	BH07094	8	07/11/2019	UK Estuaries and coastal waters EQS
BH07094-X-8.00-ES-191107	BH07094	8	07/11/2019	UK Freshwater EQS
BH07094-X-9.00-ES-191107	BH07094	9	07/11/2019	
BH07094-X-9.00-ES-191107	BH07094	9	07/11/2019	
BH07095-X-0.10-ES-191105	BH07095	0.1	05/11/2019	

Chem_Group	ChemName	output unit	EQL

**Environmental Standards Comments**

- #1:Water Supply (Water Quality) Regulations 2016.
- #2:Water Framework Directive (Standards and Classification) Directions (England and Wales) 2015.
- #3:Operational Targets and EQS. EA, April 2018
- #4:Water Framework Directive (Standards & Classification) Directions (England & Wales) 2015. Dissolved fraction.
- #5:Water Framework Directive (Standards & Classification) Directions (England & Wales) 2015. Dissolved fraction. Lowest criteria presented (<40mg/l of CaCO3). See 'further assessment' if criteria exceeded and hardness (CaCO3) data available.
- #6:Water Framework Directive (Standards and Classification) Directions (England and Wales) 2015. Dissolved Fraction. If hexavalent chromium (CrVI) data is available, a value of 4.7µg/l may be appropriate for the remaining trivalent chromium (CrIII).
- #7:Operational Targets and EQS. EA, April 2018. Dissolved fraction.
- #8:Water Framework Directive (Standards and Classification) Directions (England and Wales) 2015. Dissolved Fraction. If DOC >1mg/l then a higher criteria applies (3.76\*(2.677\*(DOC2+0.5))
- #9:Water Framework Directive (Standards & Classification) Directions (England & Wales) 2015. Dissolved & bioavailable (bio) fraction plus background. M-BAT tool to assess: <http://wfd.uk.org/resources/river-lakes-metal-bioavailability-assessment-tool-m-bat>
- #10:Water Framework Directive (Standards and Classification) Directions (England and Wales) 2015. Dissolved Fraction. MAC adopted in absence of AA value.
- #11:Guidelines for Drinking-water Quality, 4th Edition. WHO, 2011. Informal value.
- #12:Operational Targets and EQS. EA, April 2018.
- #13:Operational Targets and EQS. EA, April 2018. Lowest criteria presented (<200mg/l CaCO3). See 'further assessment' values if criteria exceeded and hardness (CaCO3) data available.
- #14:Guidelines for Drinking-water Quality, 4th Edition. WHO, 2011. Based on taste rather than a formal guideline.
- #15:Water Framework Directive (Standards and Classification) Directions (England and Wales) 2015. Indicator of 'good' status (90%ile) - Ammonia standard for lakes and rivers (total ammonia as nitrogen).
- #16:Operational Targets and EQS. EA, April 2018. Dissolved fraction. Lowest criteria presented (<50 mg/l CaCO3). See 'further assessment' values if criteria exceeded and hardness (CaCO3) data available.
- #17:Water Supply (Water Quality) Regulations 2016. As SO4.
- #18:US EPA Regional Screening Levels, May 2019. <https://www.epa.gov/risk/regional-screening-levels-rsls-generic-tables>
- #19:Operational Targets and EQS. EA, April 2018. Maximum Allowable Concentration (MAC) adopted in absence of Annual Average (AA) value.

**Legend**

36.2	Results exceeds GAC.
<50	Results MDL is greater than GAC.
-	Determinand has not been tested for.

**Notes**

A range is given where a determinand has been analysed for by more than one method.

				Field_ID	BH07095-X-1.00-ES-191105	BH07095-X-10.00-ES-191111	BH07095-X-10.00-ES-191111	BH07095-X-2.00-ES-191111	BH07095-X-2.00-ES-191111	BH07095-X-3.00-ES-191111	
				Location_Code	BH07095	BH07095	BH07095	BH07095	BH07095	BH07095	
				Sample_Death_Range	1	10	10	2	2	3	
				Sampled_Date_Time	05/11/2019	11/11/2019	11/11/2019	11/11/2019	11/11/2019	11/11/2019	
				Matrix_Description							
				UK Drinking Water Standards							
				UK Estuaries and coastal waters EQS							
				UK Freshwater EQS							
Chem_Group	ChemName	output unit	EQL								
Metals	Antimony	µg/L	1	5 <sup>#1</sup>		9	-	<1	-	6	
	Arsenic	µg/L	0.5	10 <sup>#1</sup>	25 <sup>#2</sup>	19	-	16	-	12	
	Boron	µg/L	10	1000 <sup>#1</sup>	7000 <sup>#3</sup>	220	-	1120	-	120	
	Cadmium	µg/L	0.02	5 <sup>#1</sup>	0.2 <sup>#4</sup>	<0.02	-	0.1	-	0.1	
	Chromium (hexavalent)	µg/L	3		0.6 <sup>#4</sup>	219	-	<3	-	<3	
	Chromium	µg/L	1	50 <sup>#1</sup>	0.6 <sup>#4</sup>	200	-	<1	-	4	
	Chromium (Trivalent)	µg/L	3		4.7 <sup>#4</sup>	3	-	<3	-	<3	
	Cobalt	µg/L	0.5		3 <sup>#7</sup>	3	-	<1	-	3	
	Copper	µg/L	0.3	2000 <sup>#1</sup>	3.76 <sup>#8</sup>	39	-	<1	-	27	
	Lead	µg/L	0.2	10 <sup>#1</sup>	1.3 <sup>#4</sup>	1	-	<1	-	<1	
	Mercury	µg/L	0.01	1 <sup>#1</sup>	0.07(MAC) <sup>#10</sup>	0.07(MAC) <sup>#10</sup>	<0.03	-	<0.03	-	0.11
	Molybdenum	µg/L	1	70 <sup>#11</sup>		39	-	73	-	42	
	Nickel	µg/L	0.4	20 <sup>#1</sup>	8.6 <sup>#4</sup>	3	-	3	-	3	
	Selenium	µg/L	1	10 <sup>#1</sup>		5	-	1	-	5	
Vanadium	µg/L	1		100 <sup>#12</sup>	20 <sup>#13</sup>	29	-	2	-	28	
Zinc	µg/L	1	3000 <sup>#14</sup>		10.9(bio) <sup>#9</sup>	<2	-	3	-	<2	
Inorganics	Available Phosphate	mg/l	6			-	-	-	-	-	
	Available Phosphorus	mg/l	2			-	-	-	-	-	
	Ammoniacal Nitrogen as N	mg/L	0.002		0.02 <sup>#2</sup>	0.19	20.4	20.2	1.1	1.1	1.2
	Calcium	mg/L	0.2			328	-	53	-	194	
	Chloride	mg/L	1	250 <sup>#1</sup>		30	-	1500	-	37	
	Cyanide (Free)	µg/L	2.5	50 <sup>#1</sup>	1 <sup>#2</sup>	<20	-	<20	-	<20	
	Cyanide Total	µg/L	5	50 <sup>#1</sup>	1 <sup>#2</sup>	<20	-	<20	-	<20	
	cyanides-complex	µg/L	5	50 <sup>#1</sup>	1 <sup>#2</sup>	-	-	-	-	-	
	Fluoride	µg/L	100	1500 <sup>#1</sup>	5000 <sup>#7</sup>	100 <sup>#16</sup>	400	-	700	-	500
	Magnesium	mg/L	0.036			<1	-	53	-	1	
Potassium	mg/L	0.2			76	-	78	-	30		
Sodium	mg/L	0.076			109	-	974	-	70		
Sulphate	mg/L	2	250(SO4) <sup>#17</sup>		400 <sup>#3</sup>	878	-	12	-	497	
Phenolics	Xylenols	µg/L	0.5			-	-	-	-	-	
	Trimethylphenols	µg/L	0.5			<0.5	-	<0.5	-	<0.5	
	Cresol Total	µg/L	0.5			<0.5	-	<0.5	-	<0.5	
	Dimethylphenols	µg/L	0.5			<0.5	-	<0.5	-	<0.5	
	Phenol	µg/L	0.5	5800 <sup>#18</sup>	7.7 <sup>#2</sup>	5.6	-	3.8	-	2.9	
Phenols Monohydric	µg/L	0.5			7.7 <sup>#2</sup>	-	-	-	-		
Other	Temperature	°C				-	-	-	-	-	
	Conductivity @ 25oC	mS/cm	0.01			1.74	-	5.26	-	1.17	
	Conductivity @ 20oC	µS/cm	14			-	-	-	-	-	
	pH (Lab)	pH Units	1	6.5-9.5 <sup>#1</sup>	6-8.5(MAC) <sup>#19</sup>	6-9(MAC) <sup>#19</sup>	9.5	-	8.1	-	9.3

Field_ID	Location_Code	Sample_Depth_Range	Sampled_Date_Time	Matrix_Description
BH07095-X-1.00-ES-191105	BH07095	10	05/11/2019	UK Drinking Water Standards
BH07095-X-10.00-ES-191111	BH07095	10	11/11/2019	UK Estuaries and coastal waters EQS
BH07095-X-10.00-ES-191111	BH07095	10	11/11/2019	UK Freshwater EQS
BH07095-X-2.00-ES-191111	BH07095	2	11/11/2019	
BH07095-X-2.00-ES-191111	BH07095	2	11/11/2019	
BH07095-X-3.00-ES-191111	BH07095	3	11/11/2019	

Chem_Group	ChemName	output unit	EQL

**Environmental Standards Comments**

- #1:Water Supply (Water Quality) Regulations 2016.
- #2:Water Framework Directive (Standards and Classification) Directions (England and Wales) 2015.
- #3:Operational Targets and EQS. EA, April 2018
- #4:Water Framework Directive (Standards & Classification) Directions (England & Wales) 2015. Dissolved fraction.
- #5:Water Framework Directive (Standards & Classification) Directions (England & Wales) 2015. Dissolved fraction. Lowest criteria presented (<40mg/l of CaCO3). See 'further assessment' if criteria exceeded and hardness (CaCO3) data available.
- #6:Water Framework Directive (Standards and Classification) Directions (England and Wales) 2015. Dissolved Fraction. If hexavalent chromium (CrVI) data is available, a value of 4.7µg/l may be appropriate for the remaining trivalent chromium (CrIII).
- #7:Operational Targets and EQS. EA, April 2018. Dissolved fraction.
- #8:Water Framework Directive (Standards and Classification) Directions (England and Wales) 2015. Dissolved Fraction. If DOC >1mg/l then a higher criteria applies (3.76\*(2.677\*(DOC2+0.5))
- #9:Water Framework Directive (Standards & Classification) Directions (England & Wales) 2015. Dissolved & bioavailable (bio) fraction plus background. M-BAT tool to assess: <http://wfd.uk.org/resources/river-lakes-metal-bioavailability-assessment-tool-m-bat>
- #10:Water Framework Directive (Standards and Classification) Directions (England and Wales) 2015. Dissolved Fraction. MAC adopted in absence of AA value.
- #11:Guidelines for Drinking-water Quality, 4th Edition. WHO, 2011. Informal value.
- #12:Operational Targets and EQS. EA, April 2018.
- #13:Operational Targets and EQS. EA, April 2018. Lowest criteria presented (<200mg/l CaCO3). See 'further assessment' values if criteria exceeded and hardness (CaCO3) data available.
- #14:Guidelines for Drinking-water Quality, 4th Edition. WHO, 2011. Based on taste rather than a formal guideline.
- #15:Water Framework Directive (Standards and Classification) Directions (England and Wales) 2015. Indicator of 'good' status (90%ile) - Ammonia standard for lakes and rivers (total ammonia as nitrogen).
- #16:Operational Targets and EQS. EA, April 2018. Dissolved fraction. Lowest criteria presented (<50 mg/l CaCO3). See 'further assessment' values if criteria exceeded and hardness (CaCO3) data available.
- #17:Water Supply (Water Quality) Regulations 2016. As SO4.
- #18:US EPA Regional Screening Levels, May 2019. <https://www.epa.gov/risk/regional-screening-levels-rsls-generic-tables>
- #19:Operational Targets and EQS. EA, April 2018. Maximum Allowable Concentration (MAC) adopted in absence of Annual Average (AA) value.

**Legend**

36.2	Results exceeds GAC.
<50	Results MDL is greater than GAC.
-	Determinand has not been tested for.

**Notes**

A range is given where a determinand has been analysed for by more than one method.

		Field_ID	BH07095-X-3.00-ES-191111	BH07095-X-4.00-ES-191111	BH07095-X-4.00-ES-191111	BH07095-X-5.00-ES-191111	BH07095-X-5.00-ES-191111	BH07095-X-6.00-ES-191111				
		Location_Code	BH07095	BH07095	BH07095	BH07095	BH07095	BH07095				
		Sample_Death_Range	3	4	4	5	5	6				
		Sampled_Date_Time	11/11/2019	11/11/2019	11/11/2019	11/11/2019	11/11/2019	11/11/2019				
		Matrix_Description										
		UK Drinking Water Standards										
		UK Estuaries and coastal waters EQS										
		UK Freshwater EQS										
Chem_Group	ChemName	output unit	EQL									
Metals	Antimony	µg/L	1	5 <sup>#1</sup>		10	-	25	-	17	-	
	Arsenic	µg/L	0.5	10 <sup>#1</sup>	25 <sup>#2</sup>	50 <sup>#2</sup>	8	10	12	12	-	
	Boron	µg/L	10	1000 <sup>#1</sup>	7000 <sup>#3</sup>	2000 <sup>#3</sup>	160	-	150	-	110	-
	Cadmium	µg/L	0.02	5 <sup>#1</sup>	0.2 <sup>#4</sup>	0.08 <sup>#5</sup>	0.1	-	0.1	-	0.1	-
	Chromium (hexavalent)	µg/L	3		0.6 <sup>#4</sup>	3.4 <sup>#4</sup>	<3	-	<3	-	<3	-
	Chromium	µg/L	1	50 <sup>#1</sup>	0.6 <sup>#4</sup>	3.4 <sup>#6</sup>	4	-	5	-	2	-
	Chromium (Trivalent)	µg/L	3			4.7 <sup>#4</sup>	<3	-	<3	-	<3	-
	Cobalt	µg/L	0.5		3 <sup>#7</sup>	3 <sup>#7</sup>	<1	-	<1	-	<1	-
	Copper	µg/L	0.3	2000 <sup>#1</sup>	3.78 <sup>#8</sup>	1(bio) <sup>#9</sup>	60	-	38	-	12	-
	Lead	µg/L	0.2	10 <sup>#1</sup>	1.3 <sup>#4</sup>	1.2(bio) <sup>#9</sup>	<1	-	<1	-	1	-
	Mercury	µg/L	0.01	1 <sup>#1</sup>	0.07(MAC) <sup>#10</sup>	0.07(MAC) <sup>#10</sup>	0.11	-	0.11	-	0.11	-
	Molybdenum	µg/L	1	70 <sup>#11</sup>			42	-	79	-	68	-
	Nickel	µg/L	0.4	20 <sup>#1</sup>	8.6 <sup>#4</sup>	4(bio) <sup>#9</sup>	3	-	13	-	15	-
	Selenium	µg/L	1	10 <sup>#1</sup>			3	-	3	-	3	-
Vanadium	µg/L	1		100 <sup>#12</sup>	20 <sup>#13</sup>	36	-	88	-	140	-	
Zinc	µg/L	1	3000 <sup>#14</sup>		10.9(bio) <sup>#9</sup>	<2	-	2	-	<2	-	
Inorganics	Available Phosphate	mg/l	6			-	-	-	-	-	-	
	Available Phosphorus	mg/l	2			-	-	-	-	-	-	
	Ammoniacal Nitrogen as N	mg/L	0.002		0.02 <sup>#2</sup>	0.6 <sup>#15</sup>	1.1	5.5	5.3	5.4	5.1	8.2
	Calcium	mg/L	0.2				350	-	126	-	102	-
	Chloride	mg/L	1	250 <sup>#1</sup>			69	-	50	-	44	-
	Cyanide (Free)	µg/L	2.5	50 <sup>#1</sup>	1 <sup>#2</sup>	250 <sup>#3</sup>	<20	-	<20	-	<20	-
	Cyanide Total	µg/L	5	50 <sup>#1</sup>	1 <sup>#2</sup>	1 <sup>#2</sup>	<20	-	<20	-	<20	-
	cyanides-complex	µg/L	5	50 <sup>#1</sup>	1 <sup>#2</sup>	1 <sup>#2</sup>	-	-	-	-	-	-
	Fluoride	µg/L	100	1500 <sup>#1</sup>	5000 <sup>#7</sup>	1000 <sup>#16</sup>	600	-	500	-	400	-
	Magnesium	mg/L	0.036				<1	-	<1	-	<1	-
Potassium	mg/L	0.2				25	-	17	-	16	-	
Sodium	mg/L	0.076		200 <sup>#1</sup>		56	-	42	-	40	-	
Sulphate	mg/L	2	250(SO4) <sup>#17</sup>		400 <sup>#3</sup>	735	-	312	-	219	-	
Phenolics	Xylenols	µg/L	0.5			-	-	-	-	-	-	
	Trimethylphenols	µg/L	0.5			<0.5	-	<0.5	-	2.9	-	
	Cresol Total	µg/L	0.5			1	-	14.5	-	24.1	-	
	Dimethylphenols	µg/L	0.5			0.9	-	16.3	-	5.6	-	
	Phenol	µg/L	0.5	5800 <sup>#18</sup>	7.7 <sup>#2</sup>	7.7 <sup>#2</sup>	11.1	-	38.7	-	23.1	-
Phenols Monohydric	µg/L	0.5				-	-	-	-	-	-	
Other	Temperature	°C				-	-	-	-	-	-	
	Conductivity @ 25oC	mS/cm	0.01			1.5	-	0.785	-	0.686	-	
	Conductivity @ 20oC	µS/cm	14			-	-	-	-	-	-	
	pH (Lab)	pH Units	1	6.5-9.5 <sup>#1</sup>	6-8.5(MAC) <sup>#19</sup>	6-9(MAC) <sup>#19</sup>	10	-	10.3	-	10.4	-

Field_ID	Location_Code	Sample_Depth	Range	Sampled_Date	Time	Matrix_Description
BH07095-X-3.00-ES-191111	BH07095	3		11/11/2019		UK Drinking Water Standards
BH07095-X-4.00-ES-191111	BH07095	4		11/11/2019		UK Estuaries and coastal waters EQS
BH07095-X-4.00-ES-191111	BH07095	4		11/11/2019		UK Freshwater EQS
BH07095-X-5.00-ES-191111	BH07095	5		11/11/2019		
BH07095-X-5.00-ES-191111	BH07095	5		11/11/2019		
BH07095-X-6.00-ES-191111	BH07095	6		11/11/2019		

Chem_Group	ChemName	output unit	EQL
------------	----------	-------------	-----

**Environmental Standards Comments**

- #1:Water Supply (Water Quality) Regulations 2016.
- #2:Water Framework Directive (Standards and Classification) Directions (England and Wales) 2015.
- #3:Operational Targets and EQS. EA, April 2018
- #4:Water Framework Directive (Standards & Classification) Directions (England & Wales) 2015. Dissolved fraction.
- #5:Water Framework Directive (Standards & Classification) Directions (England & Wales) 2015. Dissolved fraction. Lowest criteria presented (<40mg/l of CaCO3). See 'further assessment' if criteria exceeded and hardness (CaCO3) data available.
- #6:Water Framework Directive (Standards and Classification) Directions (England and Wales) 2015. Dissolved Fraction. If hexavalent chromium (CrVI) data is available, a value of 4.7µg/l may be appropriate for the remaining trivalent chromium (CrIII).
- #7:Operational Targets and EQS. EA, April 2018. Dissolved fraction.
- #8:Water Framework Directive (Standards and Classification) Directions (England and Wales) 2015. Dissolved Fraction. If DOC >1mg/l then a higher criteria applies (3.76\*(2.677\*(DOC2+0.5))
- #9:Water Framework Directive (Standards & Classification) Directions (England & Wales) 2015. Dissolved & bioavailable (bio) fraction plus background. M-BAT tool to assess: <http://wfd.uk.org/resources/river-lakes-metal-bioavailability-assessment-tool-m-bat>
- #10:Water Framework Directive (Standards and Classification) Directions (England and Wales) 2015. Dissolved Fraction. MAC adopted in absence of AA value.
- #11:Guidelines for Drinking-water Quality, 4th Edition. WHO, 2011. Informal value.
- #12:Operational Targets and EQS. EA, April 2018.
- #13:Operational Targets and EQS. EA, April 2018. Lowest criteria presented (<200mg/l CaCO3). See 'further assessment' values if criteria exceeded and hardness (CaCO3) data available.
- #14:Guidelines for Drinking-water Quality, 4th Edition. WHO, 2011. Based on taste rather than a formal guideline.
- #15:Water Framework Directive (Standards and Classification) Directions (England and Wales) 2015. Indicator of 'good' status (90%ile) - Ammonia standard for lakes and rivers (total ammonia as nitrogen).
- #16:Operational Targets and EQS. EA, April 2018. Dissolved fraction. Lowest criteria presented (<50 mg/l CaCO3). See 'further assessment' values if criteria exceeded and hardness (CaCO3) data available.
- #17:Water Supply (Water Quality) Regulations 2016. As SO4.
- #18:US EPA Regional Screening Levels, May 2019. <https://www.epa.gov/risk/regional-screening-levels-rsls-generic-tables>
- #19:Operational Targets and EQS. EA, April 2018. Maximum Allowable Concentration (MAC) adopted in absence of Annual Average (AA) value.

**Legend**

36.2	Results exceeds GAC.
<50	Results MDL is greater than GAC.
-	Determinand has not been tested for.

**Notes**

A range is given where a determinand has been analysed for by more than one method.

				Field_ID	BH07095-X-6.00-ES-191111	BH07095-X-8.00-ES-191111	BH07095-X-8.00-ES-191111	BH07095-X-9.00-ES-191111	BH07095-X-9.00-ES-191111	BH07095-X-9.00-ES-191111	BH07096-X-0.10-ES-191105	
				Location_Code	BH07095	BH07095	BH07095	BH07095	BH07095	BH07095	BH07096	
				Sample_DePTH_Range	0	8	8	9	9	9	0.1	
				Sampled_Date_Time	11/11/2019	11/11/2019	11/11/2019	11/11/2019	11/11/2019	11/11/2019	05/11/2019	
				Matrix_Description								
				UK Drinking Water Standards								
				UK Estuaries and coastal waters EQS								
				UK Freshwater EQS								
Chem_Group	ChemName	output unit	EQL									
Metals	Antimony	µg/L	1	5 <sup>#1</sup>			4	-	<1	-	2	6
	Arsenic	µg/L	0.5	10 <sup>#1</sup>	25 <sup>#2</sup>	50 <sup>#2</sup>	3	-	9	-	28	6
	Boron	µg/L	10	1000 <sup>#1</sup>	7000 <sup>#3</sup>	2000 <sup>#3</sup>	1050	-	1320	-	1720	250
	Cadmium	µg/L	0.02	5 <sup>#1</sup>	0.2 <sup>#4</sup>	0.08 <sup>#5</sup>	0.1	-	0.1	-	0.1	<0.02
	Chromium (hexavalent)	µg/L	3		0.6 <sup>#4</sup>	3.4 <sup>#4</sup>	<3	-	<3	-	<3	7
	Chromium	µg/L	1	50 <sup>#1</sup>	0.6 <sup>#4</sup>	3.4 <sup>#6</sup>	<1	-	1	-	2	7
	Chromium (Trivalent)	µg/L	3			4.7 <sup>#4</sup>	<3	-	<3	-	<3	-
	Cobalt	µg/L	0.5			3 <sup>#7</sup>	4	-	1	-	3	<1
	Copper	µg/L	0.3	2000 <sup>#1</sup>	3.76 <sup>#8</sup>	1(bio) <sup>#9</sup>	<1	-	<1	-	<1	5
	Lead	µg/L	0.2	10 <sup>#1</sup>	1.3 <sup>#4</sup>	1.2(bio) <sup>#9</sup>	<1	-	<1	-	<1	<1
	Mercury	µg/L	0.01	1 <sup>#1</sup>	0.07(MAC) <sup>#10</sup>	0.07(MAC) <sup>#10</sup>	<0.03	-	<0.03	-	<0.03	<0.03
	Molybdenum	µg/L	1	70 <sup>#11</sup>			17	-	106	-	111	23
	Nickel	µg/L	0.4	20 <sup>#1</sup>	8.6 <sup>#4</sup>	4(bio) <sup>#9</sup>	9	-	5	-	12	1
	Selenium	µg/L	1	10 <sup>#1</sup>			<1	-	1	-	2	6
	Vanadium	µg/L	1		100 <sup>#12</sup>	20 <sup>#13</sup>	<1	-	4	-	5	10
Zinc	µg/L	1	3000 <sup>#14</sup>		10.9(bio) <sup>#9</sup>	276	-	7	-	6	<2	
Inorganics	Available Phosphate	mg/l	6				-	-	-	-	-	-
	Available Phosphorus	mg/l	2				-	-	-	-	-	-
	Ammoniacal Nitrogen as N	mg/L	0.002		0.02 <sup>#2</sup>	0.6 <sup>#15</sup>	8.2	38.4	38.6	45.5	45	0.1
	Calcium	mg/L	0.2				764	-	30	-	25	344
	Chloride	mg/L	1	250 <sup>#1</sup>		250 <sup>#3</sup>	53	-	824	-	680	26
	Cyanide (Free)	µg/L	2.5	50 <sup>#1</sup>	1 <sup>#2</sup>	1 <sup>#2</sup>	<20	-	<20	-	<20	<20
	Cyanide Total	µg/L	5	50 <sup>#1</sup>	1 <sup>#2</sup>	1 <sup>#2</sup>	20	-	20	-	20	<20
	cyanides-complex	µg/L	5	50 <sup>#1</sup>	1 <sup>#2</sup>	1 <sup>#2</sup>	-	-	-	-	-	-
	Fluoride	µg/L	100	1500 <sup>#1</sup>	5000 <sup>#7</sup>	1000 <sup>#16</sup>	200	-	700	-	900	700
	Magnesium	mg/L	0.036				39	-	22	-	16	22
Potassium	mg/L	0.2				36	-	52	-	56	36	
Sodium	mg/L	0.076		200 <sup>#1</sup>		82	-	495	-	391	58	
Sulphate	mg/L	2	250(SO4) <sup>#17</sup>		400 <sup>#3</sup>	1820	-	22	-	32	916	
Phenolics	Xylenols	µg/L	0.5				-	-	-	-	-	-
	Trimethylphenols	µg/L	0.5				<0.5	-	<0.5	-	<0.5	<0.5
	Cresol Total	µg/L	0.5				<0.5	-	<0.5	-	<0.5	<0.5
	Dimethylphenols	µg/L	0.5				<0.5	-	<0.5	-	<0.5	<0.5
	Phenol	µg/L	0.5	5800 <sup>#18</sup>	7.7 <sup>#2</sup>	7.7 <sup>#2</sup>	<0.5	-	10.4	-	12.2	<0.5
Phenols Monohydric	µg/L	0.5				<0.5	-	-	-	-	<0.5	
Other	Temperature	°C					-	-	-	-	-	-
	Conductivity @ 25oC	mS/cm	0.01				2.76	-	3.13	-	2.73	1.66
	Conductivity @ 20oC	µS/cm	14				-	-	-	-	-	-
	pH (Lab)	pH Units	1	6.5-9.5 <sup>#1</sup>	6-8.5(MAC) <sup>#19</sup>	6-9(MAC) <sup>#19</sup>	7.8	-	8.2	-	8.4	7.8

Field_ID	Location_Code	Sample_Depth_Range	Sampled_Date_Time	Matrix_Description
BH07095-X-6.00-ES-191111	BH07095	0	11/11/2019	UK Drinking Water Standards
BH07095-X-8.00-ES-191111	BH07095	8	11/11/2019	UK Estuaries and coastal waters EQS
BH07095-X-8.00-ES-191111	BH07095	8	11/11/2019	UK Freshwater EQS
BH07095-X-9.00-ES-191111	BH07095	9	11/11/2019	
BH07095-X-9.00-ES-191111	BH07095	9	11/11/2019	
BH07096-X-0.10-ES-191105	BH07096	0.1	05/11/2019	

Chem_Group	ChemName	output unit	EQL

**Environmental Standards Comments**

- #1:Water Supply (Water Quality) Regulations 2016.
- #2:Water Framework Directive (Standards and Classification) Directions (England and Wales) 2015.
- #3:Operational Targets and EQS. EA, April 2018
- #4:Water Framework Directive (Standards & Classification) Directions (England & Wales) 2015. Dissolved fraction.
- #5:Water Framework Directive (Standards & Classification) Directions (England & Wales) 2015. Dissolved fraction. Lowest criteria presented (<40mg/l of CaCO3). See 'further assessment' if criteria exceeded and hardness (CaCO3) data available.
- #6:Water Framework Directive (Standards and Classification) Directions (England and Wales) 2015. Dissolved Fraction. If hexavalent chromium (CrVI) data is available, a value of 4.7µg/l may be appropriate for the remaining trivalent chromium (CrIII).
- #7:Operational Targets and EQS. EA, April 2018. Dissolved fraction.
- #8:Water Framework Directive (Standards and Classification) Directions (England and Wales) 2015. Dissolved Fraction. If DOC >1mg/l then a higher criteria applies (3.76\*(2.677\*(DOC2+0.5))
- #9:Water Framework Directive (Standards & Classification) Directions (England & Wales) 2015. Dissolved & bioavailable (bio) fraction plus background. M-BAT tool to assess: <http://wfd.uk.org/resources/river-lakes-metal-bioavailability-assessment-tool-m-bat>
- #10:Water Framework Directive (Standards and Classification) Directions (England and Wales) 2015. Dissolved Fraction. MAC adopted in absence of AA value.
- #11:Guidelines for Drinking-water Quality, 4th Edition. WHO, 2011. Informal value.
- #12:Operational Targets and EQS. EA, April 2018.
- #13:Operational Targets and EQS. EA, April 2018. Lowest criteria presented (<200mg/l CaCO3). See 'further assessment' values if criteria exceeded and hardness (CaCO3) data available.
- #14:Guidelines for Drinking-water Quality, 4th Edition. WHO, 2011. Based on taste rather than a formal guideline.
- #15:Water Framework Directive (Standards and Classification) Directions (England and Wales) 2015. Indicator of 'good' status (90%ile) - Ammonia standard for lakes and rivers (total ammonia as nitrogen).
- #16:Operational Targets and EQS. EA, April 2018. Dissolved fraction. Lowest criteria presented (<50 mg/l CaCO3). See 'further assessment' values if criteria exceeded and hardness (CaCO3) data available.
- #17:Water Supply (Water Quality) Regulations 2016. As SO4.
- #18:US EPA Regional Screening Levels, May 2019. <https://www.epa.gov/risk/regional-screening-levels-rsls-generic-tables>
- #19:Operational Targets and EQS. EA, April 2018. Maximum Allowable Concentration (MAC) adopted in absence of Annual Average (AA) value.

**Legend**

36.2	Results exceeds GAC.
<50	Results MDL is greater than GAC.
-	Determinand has not been tested for.

**Notes**

A range is given where a determinand has been analysed for by more than one method.



				Field_ID	BH07096-X-1.00-ES-191105	BH07097-X-0.00-ES-200122	BH07097-X-0.00-ES-200122	BH07097-X-0.50-ES-200122	BH07097-X-0.50-ES-200122	BH07097-X-1.00-ES-200122
				Location_Code	BH07096	BH07097	BH07097	BH07097	BH07097	BH07097
				Sample_Death_Range	1	0	0	0.5	0.5	1
				Sampled_Date_Time	05/11/2019	22/01/2020	22/01/2020	22/01/2020	22/01/2020	22/01/2020
				Matrix_Description						
				UK Drinking Water Standards						
				UK Estuaries and coastal waters EQS						
				UK Freshwater EQS						
Chem_Group	ChemName	output unit	EQL							
Metals	Antimony	µg/L	1	5 <sup>#1</sup>		11	-	<1	-	2
	Arsenic	µg/L	0.5	10 <sup>#1</sup>	25 <sup>#2</sup>	8	-	<1	-	7
	Boron	µg/L	10	1000 <sup>#1</sup>	7000 <sup>#3</sup>	350	-	280	-	200
	Cadmium	µg/L	0.02	5 <sup>#1</sup>	0.2 <sup>#4</sup>	<0.02	-	<0.02	-	<0.02
	Chromium (hexavalent)	µg/L	3		0.6 <sup>#4</sup>	18	-	<3	-	<3
	Chromium	µg/L	1	50 <sup>#1</sup>	0.6 <sup>#4</sup>	19	-	<1	-	<1
	Chromium (Trivalent)	µg/L	3		4.7 <sup>#4</sup>	-	-	<3	-	<3
	Cobalt	µg/L	0.5		3 <sup>#7</sup>	1	-	-	-	<1
	Copper	µg/L	0.3	2000 <sup>#1</sup>	3.76 <sup>#8</sup>	22	-	3	-	<1
	Lead	µg/L	0.2	10 <sup>#1</sup>	1.3 <sup>#4</sup>	<1	-	<1	-	<1
	Mercury	µg/L	0.01	1 <sup>#1</sup>	0.07(MAC) <sup>#10</sup>	0.07(MAC) <sup>#10</sup>	<0.03	-	<0.03	-
	Molybdenum	µg/L	1	70 <sup>#11</sup>		39	-	5	-	<0.03
	Nickel	µg/L	0.4	20 <sup>#1</sup>	8.6 <sup>#4</sup>	2	-	8	-	3
	Selenium	µg/L	1	10 <sup>#1</sup>		7	-	8	-	29
Vanadium	µg/L	1		100 <sup>#12</sup>	14	-	<1	-	9	
Zinc	µg/L	1	3000 <sup>#14</sup>		3	-	<2	-	<2	
Inorganics	Available Phosphate	mg/l	6			-	-	-	-	-
	Available Phosphorus	mg/l	2			-	-	-	-	-
	Ammoniacal Nitrogen as N	mg/L	0.002		0.02 <sup>#2</sup>	0.3	0.02	0.03	1.2	1.1
	Calcium	mg/L	0.2			408	-	684	-	154
	Chloride	mg/L	1	250 <sup>#1</sup>		32	-	13	-	27
	Cyanide (Free)	µg/L	2.5	50 <sup>#1</sup>	1 <sup>#2</sup>	<20	-	<20	-	<20
	Cyanide Total	µg/L	5	50 <sup>#1</sup>	1 <sup>#2</sup>	<20	-	<20	-	<20
	Cyanides-complex	µg/L	5	50 <sup>#1</sup>	1 <sup>#2</sup>	-	-	-	-	-
	Fluoride	µg/L	100	1500 <sup>#1</sup>	5000 <sup>#7</sup>	900	-	300	-	1000
	Magnesium	mg/L	0.036			6	-	125	-	22
	Potassium	mg/L	0.2			51	-	55	-	31
Sodium	mg/L	0.076		200 <sup>#1</sup>	84	-	94	-	90	
Sulphate	mg/L	2	250(SO4) <sup>#17</sup>		400 <sup>#3</sup>	1080	-	2460	-	614
Phenolics	Xylenols	µg/L	0.5			-	-	-	-	-
	Trimethylphenols	µg/L	0.5			<0.5	-	<0.5	-	<0.5
	Cresol Total	µg/L	0.5			<0.5	-	<0.5	-	<0.5
	Dimethylphenols	µg/L	0.5			<0.5	-	<0.5	-	<0.5
	Phenol	µg/L	0.5	5800 <sup>#18</sup>	7.7 <sup>#2</sup>	9.3	-	0.7	-	0.9
Phenols Monohydric	µg/L	0.5				-	-	-	-	
Other	Temperature	°C				-	-	-	-	-
	Conductivity @ 25oC	mS/cm	0.01			1.88	-	2.77	-	1.28
	Conductivity @ 20oC	µS/cm	14			-	-	-	-	-
	pH (Lab)	pH Units	1	6.5-9.5 <sup>#1</sup>	6-8.5(MAC) <sup>#19</sup>	6-9(MAC) <sup>#19</sup>	8.8	-	7.6	-

Field_ID	Location_Code	Sample_Depth_Range	Sampled_Date_Time	Matrix_Description
BH07096-X-1.00-ES-191105	BH07096	1	05/11/2019	UK Drinking Water Standards
BH07097-X-0.00-ES-200122	BH07097	0	22/01/2020	UK Estuaries and coastal waters EQS
BH07097-X-0.00-ES-200122	BH07097	0	22/01/2020	UK Freshwater EQS
BH07097-X-0.50-ES-200122	BH07097	0.5	22/01/2020	
BH07097-X-0.50-ES-200122	BH07097	0.5	22/01/2020	
BH07097-X-1.00-ES-200122	BH07097	1	22/01/2020	

Chem_Group	ChemName	output unit	EQL

**Environmental Standards Comments**

- #1:Water Supply (Water Quality) Regulations 2016.
- #2:Water Framework Directive (Standards and Classification) Directions (England and Wales) 2015.
- #3:Operational Targets and EQS. EA, April 2018
- #4:Water Framework Directive (Standards & Classification) Directions (England & Wales) 2015. Dissolved fraction.
- #5:Water Framework Directive (Standards & Classification) Directions (England & Wales) 2015. Dissolved fraction. Lowest criteria presented (<40mg/l of CaCO3). See 'further assessment' if criteria exceeded and hardness (CaCO3) data available.
- #6:Water Framework Directive (Standards and Classification) Directions (England and Wales) 2015. Dissolved Fraction. If hexavalent chromium (CrVI) data is available, a value of 4.7µg/l may be appropriate for the remaining trivalent chromium (CrIII).
- #7:Operational Targets and EQS. EA, April 2018. Dissolved fraction.
- #8:Water Framework Directive (Standards and Classification) Directions (England and Wales) 2015. Dissolved Fraction. If DOC >1mg/l then a higher criteria applies (3.76\*(2.677\*(DOC2+0.5))
- #9:Water Framework Directive (Standards & Classification) Directions (England & Wales) 2015. Dissolved & bioavailable (bio) fraction plus background. M-BAT tool to assess: <http://wfd.uk.org/resources/river-lakes-metal-bioavailability-assessment-tool-m-bat>
- #10:Water Framework Directive (Standards and Classification) Directions (England and Wales) 2015. Dissolved Fraction. MAC adopted in absence of AA value.
- #11:Guidelines for Drinking-water Quality, 4th Edition. WHO, 2011. Informal value.
- #12:Operational Targets and EQS. EA, April 2018.
- #13:Operational Targets and EQS. EA, April 2018. Lowest criteria presented (<200mg/l CaCO3). See 'further assessment' values if criteria exceeded and hardness (CaCO3) data available.
- #14:Guidelines for Drinking-water Quality, 4th Edition. WHO, 2011. Based on taste rather than a formal guideline.
- #15:Water Framework Directive (Standards and Classification) Directions (England and Wales) 2015. Indicator of 'good' status (90%ile) - Ammonia standard for lakes and rivers (total ammonia as nitrogen).
- #16:Operational Targets and EQS. EA, April 2018. Dissolved fraction. Lowest criteria presented (<50 mg/l CaCO3). See 'further assessment' values if criteria exceeded and hardness (CaCO3) data available.
- #17:Water Supply (Water Quality) Regulations 2016. As SO4.
- #18:US EPA Regional Screening Levels, May 2019. <https://www.epa.gov/risk/regional-screening-levels-rsls-generic-tables>
- #19:Operational Targets and EQS. EA, April 2018. Maximum Allowable Concentration (MAC) adopted in absence of Annual Average (AA) value.

**Legend**

36.2	Results exceeds GAC.
<50	Results MDL is greater than GAC.
-	Determinand has not been tested for.

**Notes**

A range is given where a determinand has been analysed for by more than one method.

				Field_ID	BH07097-X-1.00-ES-200122	BH07097-X-1.70-ES-200122	BH07097-X-1.70-ES-200122	BH07097-X-2.70-ES-200122	BH07097-X-2.70-ES-200122	BH07097-X-3.50-ES-200122
				Location_Code	BH07097	BH07097	BH07097	BH07097	BH07097	BH07097
				Sample_Death_Range	1	17	17	27	27	35
				Sampled_Date_Time	22/01/2020	22/01/2020	22/01/2020	22/01/2020	22/01/2020	22/01/2020
				Matrix_Description						
				UK Drinking Water Standards						
				UK Estuaries and coastal waters EQS						
				UK Freshwater EQS						
Chem_Group	ChemName	output unit	EQL							
Metals	Antimony	µg/L	1	5 <sup>#1</sup>		5	-	9	-	17
	Arsenic	µg/L	0.5	10 <sup>#1</sup>	25 <sup>#2</sup>	10	-	16	-	10
	Boron	µg/L	10	1000 <sup>#1</sup>	7000 <sup>#3</sup>	100	-	80	-	200
	Cadmium	µg/L	0.02	5 <sup>#1</sup>	0.2 <sup>#4</sup>	<0.02	-	<0.02	-	<0.02
	Chromium (hexavalent)	µg/L	3		0.6 <sup>#4</sup>	6	-	<3	-	<3
	Chromium	µg/L	1	50 <sup>#1</sup>	0.6 <sup>#4</sup>	15	-	8	-	<1
	Chromium (Trivalent)	µg/L	3		4.7 <sup>#4</sup>	9	-	5	-	<3
	Cobalt	µg/L	0.5		3 <sup>#7</sup>	2	-	2	-	1
	Copper	µg/L	0.3	2000 <sup>#1</sup>	3.76 <sup>#8</sup>	79	-	42	-	4
	Lead	µg/L	0.2	10 <sup>#1</sup>	1.3 <sup>#4</sup>	<1	-	<1	-	<1
	Mercury	µg/L	0.01	1 <sup>#1</sup>	0.07(MAC) <sup>#10</sup>	0.1	-	0.13	-	0.09
	Molybdenum	µg/L	1	70 <sup>#11</sup>		99	-	64	-	66
	Nickel	µg/L	0.4	20 <sup>#1</sup>	8.6 <sup>#4</sup>	13	-	16	-	8
	Selenium	µg/L	1	10 <sup>#1</sup>		7	-	10	-	7
	Vanadium	µg/L	1		100 <sup>#12</sup>	73	-	68	-	10
Zinc	µg/L	1	3000 <sup>#14</sup>		<2	-	<2	-	3	
Inorganics	Available Phosphate	mg/l	6			-	-	-	-	-
	Available Phosphorus	mg/l	2			-	-	-	-	-
	Ammoniacal Nitrogen as N	mg/L	0.002		0.02 <sup>#2</sup>	4.6	5.5	5.2	2.4	2.4
	Calcium	mg/L	0.2			133	-	235	-	77
	Chloride	mg/L	1	250 <sup>#1</sup>		146	-	83	-	121
	Cyanide (Free)	µg/L	2.5	50 <sup>#1</sup>	1 <sup>#2</sup>	<20	-	<20	-	<20
	Cyanide Total	µg/L	5	50 <sup>#1</sup>	1 <sup>#2</sup>	<20	-	<20	-	<20
	cyanides-complex	µg/L	5	50 <sup>#1</sup>	1 <sup>#2</sup>	-	-	-	-	-
	Fluoride	µg/L	100	1500 <sup>#1</sup>	5000 <sup>#7</sup>	300	-	500	-	800
	Magnesium	mg/L	0.036			<1	-	<1	-	12
	Potassium	mg/L	0.2			33	-	22	-	22
	Sodium	mg/L	0.076		200 <sup>#1</sup>	97	-	45	-	58
Sulphate	mg/L	2	250(SO4) <sup>#17</sup>		400 <sup>#3</sup>	413	645	304	304	
Phenolics	Xylenols	µg/L	0.5			-	-	-	-	-
	Trimethylphenols	µg/L	0.5			18.1	-	3.8	-	<0.5
	Cresol Total	µg/L	0.5			2.8	-	0.6	-	<0.5
	Dimethylphenols	µg/L	0.5			0.5	-	<0.5	-	<0.5
	Phenol	µg/L	0.5	5800 <sup>#18</sup>	7.7 <sup>#2</sup>	65.5	18.9	1.5	1.5	1.5
Other	Phenols Monohydric	µg/L	0.5							
	Temperature	°C				-	-	-	-	-
	Conductivity @ 25oC	mS/cm	0.01			1.02	1.19	0.805		
	Conductivity @ 20oC	µS/cm	14			-	-	-	-	-
pH (Lab)	pH Units	1	6.5-9.5 <sup>#1</sup>	6-8.5(MAC) <sup>#19</sup>	6-9(MAC) <sup>#19</sup>	10.8	9.9	8.6		

Field_ID	Location_Code	Sample_Depth_Range	Sampled_Date_Time	Matrix_Description
BH07097-X-1.00-ES-200122	BH07097		22/01/2020	UK Drinking Water Standards
BH07097-X-1.70-ES-200122	BH07097		22/01/2020	UK Estuaries and coastal waters EQS
BH07097-X-1.70-ES-200122	BH07097	1.7	22/01/2020	UK Freshwater EQS
BH07097-X-2.70-ES-200122	BH07097	2.7	22/01/2020	
BH07097-X-2.70-ES-200122	BH07097	2.7	22/01/2020	
BH07097-X-3.50-ES-200122	BH07097	3.5	22/01/2020	

Chem_Group	ChemName	output unit	EQL

**Environmental Standards Comments**

- #1:Water Supply (Water Quality) Regulations 2016.
- #2:Water Framework Directive (Standards and Classification) Directions (England and Wales) 2015.
- #3:Operational Targets and EQS. EA, April 2018
- #4:Water Framework Directive (Standards & Classification) Directions (England & Wales) 2015. Dissolved fraction.
- #5:Water Framework Directive (Standards & Classification) Directions (England & Wales) 2015. Dissolved fraction. Lowest criteria presented (<40mg/l of CaCO3). See 'further assessment' if criteria exceeded and hardness (CaCO3) data available.
- #6:Water Framework Directive (Standards and Classification) Directions (England and Wales) 2015. Dissolved Fraction. If hexavalent chromium (CrVI) data is available, a value of 4.7µg/l may be appropriate for the remaining trivalent chromium (CrIII).
- #7:Operational Targets and EQS. EA, April 2018. Dissolved fraction.
- #8:Water Framework Directive (Standards and Classification) Directions (England and Wales) 2015. Dissolved Fraction. If DOC >1mg/l then a higher criteria applies (3.76\*(2.677\*(DOC2+0.5))
- #9:Water Framework Directive (Standards & Classification) Directions (England & Wales) 2015. Dissolved & bioavailable (bio) fraction plus background. M-BAT tool to assess: <http://wfd.uk.org/resources/river-lakes-metal-bioavailability-assessment-tool-m-bat>
- #10:Water Framework Directive (Standards and Classification) Directions (England and Wales) 2015. Dissolved Fraction. MAC adopted in absence of AA value.
- #11:Guidelines for Drinking-water Quality, 4th Edition. WHO, 2011. Informal value.
- #12:Operational Targets and EQS. EA, April 2018.
- #13:Operational Targets and EQS. EA, April 2018. Lowest criteria presented (<200mg/l CaCO3). See 'further assessment' values if criteria exceeded and hardness (CaCO3) data available.
- #14:Guidelines for Drinking-water Quality, 4th Edition. WHO, 2011. Based on taste rather than a formal guideline.
- #15:Water Framework Directive (Standards and Classification) Directions (England and Wales) 2015. Indicator of 'good' status (90%ile) - Ammonia standard for lakes and rivers (total ammonia as nitrogen).
- #16:Operational Targets and EQS. EA, April 2018. Dissolved fraction. Lowest criteria presented (<50 mg/l CaCO3). See 'further assessment' values if criteria exceeded and hardness (CaCO3) data available.
- #17:Water Supply (Water Quality) Regulations 2016. As SO4.
- #18:US EPA Regional Screening Levels, May 2019. <https://www.epa.gov/risk/regional-screening-levels-rsls-generic-tables>
- #19:Operational Targets and EQS. EA, April 2018. Maximum Allowable Concentration (MAC) adopted in absence of Annual Average (AA) value.

**Legend**

36.2	Results exceeds GAC.
<50	Results MDL is greater than GAC.
-	Determinand has not been tested for.

**Notes**

A range is given where a determinand has been analysed for by more than one method.

		Field_ID	BH07097-X-3.50-ES-200122	BH07097-X-4.40-ES-200123	BH07097-X-4.40-ES-200123	BH07097-X-5.40-ES-200123	BH07097-X-5.40-ES-200123	BH07097-X-6.70-ES-200123				
		Location_Code	BH07097	BH07097	BH07097	BH07097	BH07097	BH07097				
		Sample_Death_Range	3.5	4.4	4.4	5.4	5.4	6.7				
		Sampled_Date_Time	22/01/2020	23/01/2020	23/01/2020	23/01/2020	23/01/2020	23/01/2020				
		Matrix_Description										
		UK Drinking Water Standards										
		UK Estuaries and coastal waters EQS										
		UK Freshwater EQS										
Chem_Group	ChemName	output unit	EQL									
Metals	Antimony	µg/L	5 <sup>#1</sup>		5	-	25	-	13	-		
	Arsenic	µg/L	0.5	10 <sup>#1</sup>	10	-	5	-	5	-		
	Boron	µg/L	10	1000 <sup>#1</sup>	7000 <sup>#3</sup>	460	-	2110	-	1950	-	
	Cadmium	µg/L	0.02	5 <sup>#1</sup>	0.2 <sup>#4</sup>	0.08 <sup>#5</sup>	<0.02	1	-	0.2	-	
	Chromium (hexavalent)	µg/L	3		0.6 <sup>#4</sup>	3.4 <sup>#4</sup>	-	<3	-	<3	-	
	Chromium	µg/L	1	50 <sup>#1</sup>	0.6 <sup>#4</sup>	3.4 <sup>#6</sup>	-	6	-	1	-	
	Chromium (Trivalent)	µg/L	3			4.7 <sup>#4</sup>	-	3	-	<3	-	
	Cobalt	µg/L	0.5		3 <sup>#7</sup>	3 <sup>#7</sup>	-	17	-	8	-	
	Copper	µg/L	0.3	2000 <sup>#1</sup>	3.78 <sup>#8</sup>	1 <sup>(bio)</sup> <sup>#9</sup>	-	33	-	7	-	
	Lead	µg/L	0.2	10 <sup>#1</sup>	1.3 <sup>#4</sup>	1.2 <sup>(bio)</sup> <sup>#9</sup>	-	41	-	5	-	
	Mercury	µg/L	0.01	1 <sup>#1</sup>	0.07(MAC) <sup>#10</sup>	0.07(MAC) <sup>#10</sup>	<0.03	<0.03	-	<0.03	-	
	Molybdenum	µg/L	1	70 <sup>#11</sup>			-	7	-	18	-	
	Nickel	µg/L	0.4	20 <sup>#1</sup>	8.6 <sup>#4</sup>	4 <sup>(bio)</sup> <sup>#9</sup>	-	24	-	10	-	
	Selenium	µg/L	1	10 <sup>#1</sup>			-	2	-	2	-	
	Vanadium	µg/L	1		100 <sup>#12</sup>	20 <sup>#13</sup>	-	5	-	2	-	
Zinc	µg/L	1	3000 <sup>#14</sup>		10.9 <sup>(bio)</sup> <sup>#9</sup>	-	2	-	456	-		
Inorganics	Available Phosphate	mg/l	6			-	-	-	-	-		
	Available Phosphorus	mg/l	2			-	-	-	-	-		
	Ammoniacal Nitrogen as N	mg/L	0.002		0.02 <sup>#2</sup>	0.6 <sup>#15</sup>	10.5	6	5.9	18.1	18.3	121
	Calcium	mg/L	0.2				325	-	916	-	752	
	Chloride	mg/L	1	250 <sup>#1</sup>		250 <sup>#3</sup>	45	-	44	-	111	
	Cyanide (Free)	µg/L	2.5	50 <sup>#1</sup>	1 <sup>#2</sup>	1 <sup>#2</sup>	<20	-	<20	-	<20	
	Cyanide Total	µg/L	5	50 <sup>#1</sup>	1 <sup>#2</sup>	1 <sup>#2</sup>	<20	-	<20	-	<20	
	cyanides-complex	µg/L	5	50 <sup>#1</sup>	1 <sup>#2</sup>	1 <sup>#2</sup>	-	-	-	-	-	
	Fluoride	µg/L	100	1500 <sup>#1</sup>		500 <sup>#7</sup>	500	-	100	-	200	
	Magnesium	mg/L	0.036				26	-	52	-	77	
Potassium	mg/L	0.2				48	-	29	-	66		
Sodium	mg/L	0.076		200 <sup>#1</sup>		72	-	60	-	137		
Sulphate	mg/L	2	250(SO4) <sup>#17</sup>		400 <sup>#3</sup>	914	-	2220	-	2120		
Phenolics	Xylenols	µg/L	0.5			-	-	-	-	-		
	Trimethylphenols	µg/L	0.5			<0.5	-	<0.5	-	<0.5		
	Cresol Total	µg/L	0.5			2.3	-	1.4	-	0.5		
	Dimethylphenols	µg/L	0.5			<0.5	-	<0.5	-	<0.5		
	Phenol	µg/L	0.5	5800 <sup>#18</sup>	7.7 <sup>#2</sup>	7.7 <sup>#2</sup>	3.8	-	2.2	-	4.2	
Phenols Monohydric	µg/L	0.5				-	-	-	-			
Other	Temperature	°C				-	-	-	-	-		
	Conductivity @ 25oC	mS/cm	0.01			1.75	-	2.63	-	3.08		
	Conductivity @ 20oC	µS/cm	14			-	-	-	-	-		
	pH (Lab)	pH Units	1	6.5-9.5 <sup>#1</sup>	6-8.5(MAC) <sup>#19</sup>	6-9(MAC) <sup>#19</sup>	7.5	-	7.5	-	7.7	

Field_ID	BH07097-X-3.50-ES-200122	BH07097-X-4.40-ES-200123	BH07097-X-4.40-ES-200123	BH07097-X-5.40-ES-200123	BH07097-X-5.40-ES-200123	BH07097-X-6.70-ES-200123
Location_Code	BH07097	BH07097	BH07097	BH07097	BH07097	BH07097
Sample_Depth_Range	3.5	4.4	4.4	5.4	5.4	6.7
Sampled_Date_Time	22/01/2020	23/01/2020	23/01/2020	23/01/2020	23/01/2020	23/01/2020
Matrix_Description						

UK Drinking Water Standards UK Estuaries and coastal waters EQS UK Freshwater EQS

Chem_Group	ChemName	output unit	EQL
------------	----------	-------------	-----

**Environmental Standards Comments**

- #1:Water Supply (Water Quality) Regulations 2016.
- #2:Water Framework Directive (Standards and Classification) Directions (England and Wales) 2015.
- #3:Operational Targets and EQS. EA, April 2018
- #4:Water Framework Directive (Standards & Classification) Directions (England & Wales) 2015. Dissolved fraction.
- #5:Water Framework Directive (Standards & Classification) Directions (England & Wales) 2015. Dissolved fraction. Lowest criteria presented (<40mg/l of CaCO3). See 'further assessment' if criteria exceeded and hardness (CaCO3) data available.
- #6:Water Framework Directive (Standards and Classification) Directions (England and Wales) 2015. Dissolved Fraction. If hexavalent chromium (CrVI) data is available, a value of 4.7µg/l may be appropriate for the remaining trivalent chromium (CrIII).
- #7:Operational Targets and EQS. EA, April 2018. Dissolved fraction.
- #8:Water Framework Directive (Standards and Classification) Directions (England and Wales) 2015. Dissolved Fraction. If DOC >1mg/l then a higher criteria applies (3.76\*(2.677\*(DOC2+0.5))
- #9:Water Framework Directive (Standards & Classification) Directions (England & Wales) 2015. Dissolved & bioavailable (bio) fraction plus background. M-BAT tool to assess: <http://wfd.uk.org/resources/river-lakes-metal-bioavailability-assessment-tool-m-bat>
- #10:Water Framework Directive (Standards and Classification) Directions (England and Wales) 2015. Dissolved Fraction. MAC adopted in absence of AA value.
- #11:Guidelines for Drinking-water Quality, 4th Edition. WHO, 2011. Informal value.
- #12:Operational Targets and EQS. EA, April 2018.
- #13:Operational Targets and EQS. EA, April 2018. Lowest criteria presented (<200mg/l CaCO3). See 'further assessment' values if criteria exceeded and hardness (CaCO3) data available.
- #14:Guidelines for Drinking-water Quality, 4th Edition. WHO, 2011. Based on taste rather than a formal guideline.
- #15:Water Framework Directive (Standards and Classification) Directions (England and Wales) 2015. Indicator of 'good' status (90%ile) - Ammonia standard for lakes and rivers (total ammonia as nitrogen).
- #16:Operational Targets and EQS. EA, April 2018. Dissolved fraction. Lowest criteria presented (<50 mg/l CaCO3). See 'further assessment' values if criteria exceeded and hardness (CaCO3) data available.
- #17:Water Supply (Water Quality) Regulations 2016. As SO4.
- #18:US EPA Regional Screening Levels, May 2019. <https://www.epa.gov/risk/regional-screening-levels-rsls-generic-tables>
- #19:Operational Targets and EQS. EA, April 2018. Maximum Allowable Concentration (MAC) adopted in absence of Annual Average (AA) value.

**Legend**

36.2	Results exceeds GAC.
<50	Results MDL is greater than GAC.
-	Determinand has not been tested for.

**Notes**

A range is given where a determinand has been analysed for by more than one method.

				Field_ID	BH07097-X-6.70-ES-200123	BH07097-X-7.50-ES-200123	BH07097-X-7.50-ES-200123	BH07097-X-8.50-ES-200123	BH07097-X-8.50-ES-200123	BH07097-X-9.70-ES-200123	
				Location_Code	BH07097	BH07097	BH07097	BH07097	BH07097	BH07097	
				Sample_DePTH_Range	0.7	7.5	7.5	8.5	8.5	9.7	
				Sampled_Date_Time	23/01/2020	23/01/2020	23/01/2020	23/01/2020	23/01/2020	23/01/2020	
				Matrix_Description							
				UK Drinking Water Standards							
				UK Estuaries and coastal waters EQS							
				UK Freshwater EQS							
Chem_Group	ChemName	output unit	EQL								
Metals	Antimony	µg/L	1	5 <sup>#1</sup>		14	-	17	-	5	
	Arsenic	µg/L	0.5	10 <sup>#1</sup>	25 <sup>#2</sup>	7	-	18	-	25	
	Boron	µg/L	10	1000 <sup>#1</sup>	7000 <sup>#3</sup>	5630	-	6180	-	3590	
	Cadmium	µg/L	0.02	5 <sup>#1</sup>	0.2 <sup>#4</sup>	<0.02	-	<0.02	-	<0.02	
	Chromium (hexavalent)	µg/L	3		0.6 <sup>#4</sup>	<3	-	<3	-	<3	
	Chromium	µg/L	1	50 <sup>#1</sup>	0.6 <sup>#4</sup>	6	-	3	-	3	
	Chromium (Trivalent)	µg/L	3		4.7 <sup>#4</sup>	3	-	<3	-	<3	
	Cobalt	µg/L	0.5		3 <sup>#7</sup>	1	-	<1	-	<1	
	Copper	µg/L	0.3	2000 <sup>#1</sup>	3.76 <sup>#8</sup>	<1	-	<1	-	<1	
	Lead	µg/L	0.2	10 <sup>#1</sup>	1.3 <sup>#4</sup>	<1	-	<1	-	<1	
	Mercury	µg/L	0.01	1 <sup>#1</sup>	0.07(MAC) <sup>#10</sup>	0.07(MAC) <sup>#10</sup>	<0.03	-	<0.03	-	<0.03
	Molybdenum	µg/L	1	70 <sup>#11</sup>		128	-	199	-	125	
	Nickel	µg/L	0.4	20 <sup>#1</sup>	8.6 <sup>#4</sup>	14	-	11	-	13	
	Selenium	µg/L	1	10 <sup>#1</sup>		<1	-	<1	-	2	
	Vanadium	µg/L	1		100 <sup>#12</sup>	4	-	3	-	7	
	Zinc	µg/L	1	3000 <sup>#14</sup>		5	-	4	-	3	
Inorganics	Available Phosphate	mg/l	6			-	-	-	-	-	
	Available Phosphorus	mg/l	2			-	-	-	-	-	
	Ammoniacal Nitrogen as N	mg/L	0.002		0.02 <sup>#2</sup>	127	97.3	95.9	93.4	94	
	Calcium	mg/L	0.2			78	-	90	-	42	
	Chloride	mg/L	1	250 <sup>#1</sup>		281	-	386	-	979	
	Cyanide (Free)	µg/L	2.5	50 <sup>#1</sup>	1 <sup>#2</sup>	<20	-	<20	-	20	
	Cyanide Total	µg/L	5	50 <sup>#1</sup>	1 <sup>#2</sup>	<20	-	<20	-	30	
	Cyanides-complex	µg/L	5	50 <sup>#1</sup>	1 <sup>#2</sup>	-	-	-	-	-	
	Fluoride	µg/L	100	1500 <sup>#1</sup>	5000 <sup>#7</sup>	200	-	200	-	700	
	Magnesium	mg/L	0.036			109	-	101	-	55	
Potassium	mg/L	0.2			155	-	102	-	148		
Sodium	mg/L	0.076		200 <sup>#1</sup>	288	-	320	-	792		
Sulphate	mg/L	2	250(SO4) <sup>#17</sup>		400 <sup>#3</sup>	-	383	-	97		
Phenolics	Xylenols	µg/L	0.5			-	-	-	-	-	
	Trimethylphenols	µg/L	0.5			<0.5	-	<0.5	-	<0.5	
	Cresol Total	µg/L	0.5			0.9	-	1.1	-	0.6	
	Dimethylphenols	µg/L	0.5			<0.5	-	<0.5	-	<0.5	
	Phenol	µg/L	0.5	5800 <sup>#18</sup>	7.7 <sup>#2</sup>	12.2	-	3.5	-	17.2	
Phenols Monohydric	µg/L	0.5				-		-			
Other	Temperature	°C				-	-	-	-	-	
	Conductivity @ 25oC	mS/cm	0.01			3.33	-	3.18	-	4.53	
	Conductivity @ 20oC	µS/cm	14			-	-	-	-	-	
	pH (Lab)	pH Units	1	6.5-9.5 <sup>#1</sup>	6-8.5(MAC) <sup>#19</sup>	6-9(MAC) <sup>#19</sup>	8.4	-	8.1	-	8.4

Field_ID	Location_Code	Sample_Depth_Range	Sampled_Date_Time	Matrix_Description
BH07097-X-6.70-ES-200123	BH07097	0.7	23/01/2020	UK Drinking Water Standards
BH07097-X-7.50-ES-200123	BH07097	7.5	23/01/2020	UK Estuaries and coastal waters EQS
BH07097-X-7.50-ES-200123	BH07097	7.5	23/01/2020	UK Freshwater EQS
BH07097-X-8.50-ES-200123	BH07097	8.5	23/01/2020	
BH07097-X-8.50-ES-200123	BH07097	8.5	23/01/2020	
BH07097-X-9.70-ES-200123	BH07097	9.7	23/01/2020	

Chem_Group	ChemName	output unit	EQL

**Environmental Standards Comments**

- #1:Water Supply (Water Quality) Regulations 2016.
- #2:Water Framework Directive (Standards and Classification) Directions (England and Wales) 2015.
- #3:Operational Targets and EQS. EA, April 2018
- #4:Water Framework Directive (Standards & Classification) Directions (England & Wales) 2015. Dissolved fraction.
- #5:Water Framework Directive (Standards & Classification) Directions (England & Wales) 2015. Dissolved fraction. Lowest criteria presented (<40mg/l of CaCO3). See 'further assessment' if criteria exceeded and hardness (CaCO3) data available.
- #6:Water Framework Directive (Standards and Classification) Directions (England and Wales) 2015. Dissolved Fraction. If hexavalent chromium (CrVI) data is available, a value of 4.7µg/l may be appropriate for the remaining trivalent chromium (CrIII).
- #7:Operational Targets and EQS. EA, April 2018. Dissolved fraction.
- #8:Water Framework Directive (Standards and Classification) Directions (England and Wales) 2015. Dissolved Fraction. If DOC >1mg/l then a higher criteria applies (3.76\*(2.677\*(DOC2+0.5))
- #9:Water Framework Directive (Standards & Classification) Directions (England & Wales) 2015. Dissolved & bioavailable (bio) fraction plus background. M-BAT tool to assess: <http://wfd.uk.org/resources/river-lakes-metal-bioavailability-assessment-tool-m-bat>
- #10:Water Framework Directive (Standards and Classification) Directions (England and Wales) 2015. Dissolved Fraction. MAC adopted in absence of AA value.
- #11:Guidelines for Drinking-water Quality, 4th Edition. WHO, 2011. Informal value.
- #12:Operational Targets and EQS. EA, April 2018.
- #13:Operational Targets and EQS. EA, April 2018. Lowest criteria presented (<200mg/l CaCO3). See 'further assessment' values if criteria exceeded and hardness (CaCO3) data available.
- #14:Guidelines for Drinking-water Quality, 4th Edition. WHO, 2011. Based on taste rather than a formal guideline.
- #15:Water Framework Directive (Standards and Classification) Directions (England and Wales) 2015. Indicator of 'good' status (90%ile) - Ammonia standard for lakes and rivers (total ammonia as nitrogen).
- #16:Operational Targets and EQS. EA, April 2018. Dissolved fraction. Lowest criteria presented (<50 mg/l CaCO3). See 'further assessment' values if criteria exceeded and hardness (CaCO3) data available.
- #17:Water Supply (Water Quality) Regulations 2016. As SO4.
- #18:US EPA Regional Screening Levels, May 2019. <https://www.epa.gov/risk/regional-screening-levels-rsls-generic-tables>
- #19:Operational Targets and EQS. EA, April 2018. Maximum Allowable Concentration (MAC) adopted in absence of Annual Average (AA) value.

**Legend**

36.2	Results exceeds GAC.
<50	Results MDL is greater than GAC.
-	Determinand has not been tested for.

**Notes**

A range is given where a determinand has been analysed for by more than one method.



				Field_ID	BH07097-X-9.70-ES-200123	BH07098-X-0.10-ES-200120	BH07098-X-0.10-ES-200120	BH07098-X-1.00-ES-200120	BH07098-X-1.00-ES-200120	BH07098-X-1.60-ES-200120		
				Location_Code	BH07097	BH07098	BH07098	BH07098	BH07098	BH07098		
				Sample_Death_Range	5.7	0.1	0.1	1	1	1.6		
				Sampled_Date_Time	23/01/2020	20/01/2020	20/01/2020	20/01/2020	20/01/2020	20/01/2020		
				Matrix_Description								
				UK Drinking Water Standards								
				UK Estuaries and coastal waters EQS								
				UK Freshwater EQS								
Chem_Group	ChemName	output unit	EQL									
Metals	Antimony	µg/L	1	5 <sup>#1</sup>			3	-	<1	-	8	-
	Arsenic	µg/L	0.5	10 <sup>#1</sup>	25 <sup>#2</sup>	50 <sup>#2</sup>	9	-	<1	-	9	-
	Boron	µg/L	10	1000 <sup>#1</sup>	7000 <sup>#3</sup>	2000 <sup>#3</sup>	1640	-	290	-	170	-
	Cadmium	µg/L	0.02	5 <sup>#1</sup>	0.2 <sup>#4</sup>	0.08 <sup>#5</sup>	<0.02	-	<0.02	-	<0.02	-
	Chromium (hexavalent)	µg/L	3		0.6 <sup>#4</sup>	3.4 <sup>#4</sup>	<3	-	<3	-	<3	-
	Chromium	µg/L	1	50 <sup>#1</sup>	0.6 <sup>#4</sup>	3.4 <sup>#6</sup>	<1	-	<1	-	4	-
	Chromium (Trivalent)	µg/L	3			4.7 <sup>#4</sup>	<3	-	<3	-	<3	-
	Cobalt	µg/L	0.5			3 <sup>#7</sup>	<1	-	<1	-	<1	-
	Copper	µg/L	0.3	2000 <sup>#1</sup>	3.78 <sup>#8</sup>	1(bio) <sup>#9</sup>	<1	-	3	-	15	-
	Lead	µg/L	0.2	10 <sup>#1</sup>	1.3 <sup>#4</sup>	1.2(bio) <sup>#9</sup>	<1	-	<1	-	<1	-
	Mercury	µg/L	0.01	1 <sup>#1</sup>	0.07(MAC) <sup>#10</sup>	0.07(MAC) <sup>#10</sup>	<0.03	-	<0.03	-	<0.03	-
	Molybdenum	µg/L	1	70 <sup>#11</sup>			74	-	4	-	50	-
	Nickel	µg/L	0.4	20 <sup>#1</sup>	8.6 <sup>#4</sup>	4(bio) <sup>#9</sup>	3	-	3	-	5	-
	Selenium	µg/L	1	10 <sup>#1</sup>			<1	-	9	-	16	-
	Vanadium	µg/L	1		100 <sup>#12</sup>	20 <sup>#13</sup>	5	-	<1	-	21	-
Zinc	µg/L	1	3000 <sup>#14</sup>		10.9(bio) <sup>#9</sup>	2	-	<2	-	<2	-	
Inorganics	Available Phosphate	mg/l	6				-	-	-	-	-	-
	Available Phosphorus	mg/l	2				-	-	-	-	-	-
	Ammoniacal Nitrogen as N	mg/L	0.002		0.02 <sup>#2</sup>	0.6 <sup>#15</sup>	32	0.06	0.03	1.1	1.1	2.7
	Calcium	mg/L	0.2				53	-	215	-	398	-
	Chloride	mg/L	1	250 <sup>#1</sup>		250 <sup>#3</sup>	1430	-	3	-	38	-
	Cyanide (Free)	µg/L	2.5	50 <sup>#1</sup>	1 <sup>#2</sup>	1 <sup>#2</sup>	20	-	<20	-	<20	-
	Cyanide Total	µg/L	5	50 <sup>#1</sup>	1 <sup>#2</sup>	1 <sup>#2</sup>	20	-	<20	-	20	-
	Cyanides-complex	µg/L	5	50 <sup>#1</sup>	1 <sup>#2</sup>	1 <sup>#2</sup>	-	-	-	-	-	-
	Fluoride	µg/L	100	1500 <sup>#1</sup>	5000 <sup>#7</sup>	1000 <sup>#16</sup>	500	-	600	-	800	-
	Magnesium	mg/L	0.036				73	-	48	-	29	-
Potassium	mg/L	0.2				127	-	32	-	34	-	
Sodium	mg/L	0.076		200 <sup>#1</sup>		1040	-	28	-	84	-	
Sulphate	mg/L	2	250(SO4) <sup>#17</sup>		400 <sup>#3</sup>	27	-	695	-	1120	-	
Phenolics	Xylenols	µg/L	0.5				-	-	-	-	-	-
	Trimethylphenols	µg/L	0.5				<0.5	-	<0.5	-	<0.5	-
	Cresol Total	µg/L	0.5				<0.5	-	<0.5	-	<0.5	-
	Dimethylphenols	µg/L	0.5				<0.5	-	<0.5	-	<0.5	-
	Phenol	µg/L	0.5	5800 <sup>#18</sup>	7.7 <sup>#2</sup>	7.7 <sup>#2</sup>	12.5	-	0.6	-	0.5	-
Phenols Monohydric	µg/L	0.5					-	-	-	-	-	
Other	Temperature	°C					-	-	-	-	-	-
	Conductivity @ 25oC	mS/cm	0.01				5.35	-	1.38	-	1.93	-
	Conductivity @ 20oC	µS/cm	14				-	-	-	-	-	-
	pH (Lab)	pH Units	1	6.5-9.5 <sup>#1</sup>	6-8.5(MAC) <sup>#19</sup>	6-9(MAC) <sup>#19</sup>	8.5	-	7.5	-	8.6	-

Field_ID	Location_Code	Sample_Depth_Range	Sampled_Date_Time	Matrix_Description
BH07097-X-9.70-ES-200123	BH07097	0.7	23/01/2020	UK Drinking Water Standards
BH07098-X-0.10-ES-200120	BH07098	0.1	20/01/2020	UK Estuaries and coastal waters EQS
BH07098-X-0.10-ES-200120	BH07098	0.1	20/01/2020	UK Freshwater EQS
BH07098-X-1.00-ES-200120	BH07098	1	20/01/2020	
BH07098-X-1.00-ES-200120	BH07098	1	20/01/2020	
BH07098-X-1.60-ES-200120	BH07098	1.6	20/01/2020	

Chem_Group	ChemName	output unit	EQL

**Environmental Standards Comments**

- #1:Water Supply (Water Quality) Regulations 2016.
- #2:Water Framework Directive (Standards and Classification) Directions (England and Wales) 2015.
- #3:Operational Targets and EQS. EA, April 2018
- #4:Water Framework Directive (Standards & Classification) Directions (England & Wales) 2015. Dissolved fraction.
- #5:Water Framework Directive (Standards & Classification) Directions (England & Wales) 2015. Dissolved fraction. Lowest criteria presented (<40mg/l of CaCO3). See 'further assessment' if criteria exceeded and hardness (CaCO3) data available.
- #6:Water Framework Directive (Standards and Classification) Directions (England and Wales) 2015. Dissolved Fraction. If hexavalent chromium (CrVI) data is available, a value of 4.7µg/l may be appropriate for the remaining trivalent chromium (CrIII).
- #7:Operational Targets and EQS. EA, April 2018. Dissolved fraction.
- #8:Water Framework Directive (Standards and Classification) Directions (England and Wales) 2015. Dissolved Fraction. If DOC >1mg/l then a higher criteria applies (3.76\*(2.677\*(DOC2+0.5))
- #9:Water Framework Directive (Standards & Classification) Directions (England & Wales) 2015. Dissolved & bioavailable (bio) fraction plus background. M-BAT tool to assess: <http://wfd.uk.org/resources/river-lakes-metal-bioavailability-assessment-tool-m-bat>
- #10:Water Framework Directive (Standards and Classification) Directions (England and Wales) 2015. Dissolved Fraction. MAC adopted in absence of AA value.
- #11:Guidelines for Drinking-water Quality, 4th Edition. WHO, 2011. Informal value.
- #12:Operational Targets and EQS. EA, April 2018.
- #13:Operational Targets and EQS. EA, April 2018. Lowest criteria presented (<200mg/l CaCO3). See 'further assessment' values if criteria exceeded and hardness (CaCO3) data available.
- #14:Guidelines for Drinking-water Quality, 4th Edition. WHO, 2011. Based on taste rather than a formal guideline.
- #15:Water Framework Directive (Standards and Classification) Directions (England and Wales) 2015. Indicator of 'good' status (90%ile) - Ammonia standard for lakes and rivers (total ammonia as nitrogen).
- #16:Operational Targets and EQS. EA, April 2018. Dissolved fraction. Lowest criteria presented (<50 mg/l CaCO3). See 'further assessment' values if criteria exceeded and hardness (CaCO3) data available.
- #17:Water Supply (Water Quality) Regulations 2016. As SO4.
- #18:US EPA Regional Screening Levels, May 2019. <https://www.epa.gov/risk/regional-screening-levels-rsls-generic-tables>
- #19:Operational Targets and EQS. EA, April 2018. Maximum Allowable Concentration (MAC) adopted in absence of Annual Average (AA) value.

**Legend**

36.2	Results exceeds GAC.
<50	Results MDL is greater than GAC.
-	Determinand has not been tested for.

**Notes**

A range is given where a determinand has been analysed for by more than one method.

				Field_ID	BH07098-X-1.60-ES-200120	BH07098-X-2.60-ES-200120	BH07098-X-2.60-ES-200120	BH07098-X-3.50-ES-200120	BH07098-X-3.50-ES-200120	BH07098-X-4.60-ES-200120		
				Location_Code	BH07098	BH07098	BH07098	BH07098	BH07098	BH07098		
				Sample_Dept_Range	1.6	2.6	2.6	3.5	3.5	4.6		
				Sampled_Date_Time	20/01/2020	20/01/2020	20/01/2020	20/01/2020	20/01/2020	20/01/2020		
				Matrix_Description								
				UK Drinking Water Standards								
				UK Estuaries and coastal waters EQS								
				UK Freshwater EQS								
Chem_Group	ChemName	output unit	EQL									
Metals	Antimony	µg/L	1	5 <sup>#1</sup>			13	-	23	-	4	-
	Arsenic	µg/L	0.5	10 <sup>#1</sup>	25 <sup>#2</sup>	50 <sup>#2</sup>	10	-	14	-	34	-
	Boron	µg/L	10	1000 <sup>#1</sup>	7000 <sup>#3</sup>	2000 <sup>#3</sup>	120	-	80	-	100	-
	Cadmium	µg/L	0.02	5 <sup>#1</sup>	0.2 <sup>#4</sup>	0.08 <sup>#5</sup>	<0.02	-	<0.02	-	<0.02	-
	Chromium (hexavalent)	µg/L	3		0.6 <sup>#4</sup>	3.4 <sup>#4</sup>	<3	-	<3	-	<3	-
	Chromium	µg/L	1	50 <sup>#1</sup>	0.6 <sup>#4</sup>	3.4 <sup>#6</sup>	<1	-	4	-	1	-
	Chromium (Trivalent)	µg/L	3			4.7 <sup>#4</sup>	<3	-	<3	-	<3	-
	Cobalt	µg/L	0.5		3 <sup>#7</sup>	3 <sup>#7</sup>	1	-	1	-	<1	-
	Copper	µg/L	0.3	2000 <sup>#1</sup>	3.78 <sup>#8</sup>	1(bio) <sup>#9</sup>	8	-	21	-	36	-
	Lead	µg/L	0.2	10 <sup>#1</sup>	1.3 <sup>#4</sup>	1.2(bio) <sup>#9</sup>	<1	-	<1	-	<1	-
	Mercury	µg/L	0.01	1 <sup>#1</sup>	0.07(MAC) <sup>#10</sup>	0.07(MAC) <sup>#10</sup>	0.13	-	0.11	-	<0.03	-
	Molybdenum	µg/L	1	70 <sup>#11</sup>			34	-	47	-	46	-
	Nickel	µg/L	0.4	20 <sup>#1</sup>	8.6 <sup>#4</sup>	4(bio) <sup>#9</sup>	10	-	12	-	9	-
	Selenium	µg/L	1	10 <sup>#1</sup>			11	-	6	-	38	-
Vanadium	µg/L	1		100 <sup>#12</sup>	20 <sup>#13</sup>	11	-	24	-	189	-	
Zinc	µg/L	1	3000 <sup>#14</sup>			<2	-	<2	-	<2	-	
Inorganics	Available Phosphate	mg/l	6				-	-	-	-	-	-
	Available Phosphorus	mg/l	2				-	-	-	-	-	-
	Ammoniacal Nitrogen as N	mg/L	0.002		0.02 <sup>#2</sup>	0.6 <sup>#15</sup>	3.3	1.4	1.6	5.1	6.8	3.9
	Calcium	mg/L	0.2				562	-	248	-	490	-
	Chloride	mg/L	1	250 <sup>#1</sup>			50	-	71	-	48	-
	Cyanide (Free)	µg/L	2.5	50 <sup>#1</sup>	1 <sup>#2</sup>	250 <sup>#3</sup>	<20	-	<20	-	<20	-
	Cyanide Total	µg/L	5	50 <sup>#1</sup>	1 <sup>#2</sup>	1 <sup>#2</sup>	80	-	130	-	30	-
	cyanides-complex	µg/L	5	50 <sup>#1</sup>	1 <sup>#2</sup>	1 <sup>#2</sup>	-	-	-	-	-	-
	Fluoride	µg/L	100	1500 <sup>#1</sup>	5000 <sup>#7</sup>	1000 <sup>#16</sup>	1900	-	1600	-	<200	-
	Magnesium	mg/L	0.036				25	-	7	-	<1	-
Potassium	mg/L	0.2				24	-	17	-	31	-	
Sodium	mg/L	0.076		200 <sup>#1</sup>		45	-	32	-	77	-	
Sulphate	mg/L	2	250(SO4) <sup>#17</sup>		400 <sup>#3</sup>	1260	-	539	-	1050	-	
Phenolics	Xylenols	µg/L	0.5				-	-	-	-	-	-
	Trimethylphenols	µg/L	0.5				<0.5	-	<0.5	-	<0.5	-
	Cresol Total	µg/L	0.5				0.5	-	1.4	-	0.6	-
	Dimethylphenols	µg/L	0.5				<0.5	-	<0.5	-	<0.5	-
	Phenol	µg/L	0.5	5800 <sup>#18</sup>	7.7 <sup>#2</sup>	7.7 <sup>#2</sup>	5.5	-	20	-	2.7	-
Phenols Monohydric	µg/L	0.5										
Other	Temperature	°C					-	-	-	-	-	-
	Conductivity @ 25oC	mS/cm	0.01				2.08	-	1.22	-	1.86	-
	Conductivity @ 20oC	µS/cm	14				-	-	-	-	-	-
	pH (Lab)	pH Units	1	6.5-9.5 <sup>#1</sup>	6-8.5(MAC) <sup>#19</sup>	6-9(MAC) <sup>#19</sup>	8.8	-	9.4	-	10.3	-

Field_ID	Location_Code	Sample_Depth_Range	Sampled_Date_Time	Matrix_Description
BH07098-X-1.60-ES-200120	BH07098	1.6	20/01/2020	UK Drinking Water Standards
BH07098-X-2.60-ES-200120	BH07098	2.6	20/01/2020	UK Estuaries and coastal waters EQS
BH07098-X-2.60-ES-200120	BH07098	2.6	20/01/2020	UK Freshwater EQS
BH07098-X-3.50-ES-200120	BH07098	3.5	20/01/2020	
BH07098-X-3.50-ES-200120	BH07098	3.5	20/01/2020	
BH07098-X-4.60-ES-200120	BH07098	4.6	20/01/2020	

Chem_Group	ChemName	output unit	EQL
------------	----------	-------------	-----

**Environmental Standards Comments**

#1:Water Supply (Water Quality) Regulations 2016.  
 #2:Water Framework Directive (Standards and Classification) Directions (England and Wales) 2015.  
 #3:Operational Targets and EQS. EA, April 2018  
 #4:Water Framework Directive (Standards & Classification) Directions (England & Wales) 2015. Dissolved fraction.  
 #5:Water Framework Directive (Standards & Classification) Directions (England & Wales) 2015. Dissolved fraction. Lowest criteria presented (<40mg/l of CaCO3). See 'further assessment' if criteria exceeded and hardness (CaCO3) data available.  
 #6:Water Framework Directive (Standards and Classification) Directions (England and Wales) 2015. Dissolved Fraction. If hexavalent chromium (CrVI) data is available, a value of 4.7µg/l may be appropriate for the remaining trivalent chromium (CrIII).  
 #7:Operational Targets and EQS. EA, April 2018. Dissolved fraction.  
 #8:Water Framework Directive (Standards and Classification) Directions (England and Wales) 2015. Dissolved Fraction. If DOC >1mg/l then a higher criteria applies (3.76\*(2.677\*(DOC2+0.5)))  
 #9:Water Framework Directive (Standards & Classification) Directions (England & Wales) 2015. Dissolved & bioavailable (bio) fraction plus background. M-BAT tool to assess: <http://wfd.uk.org/resources/river-lakes-metal-bioavailability-assessment-tool-m-bat>  
 #10:Water Framework Directive (Standards and Classification) Directions (England and Wales) 2015. Dissolved Fraction. MAC adopted in absence of AA value.  
 #11:Guidelines for Drinking-water Quality, 4th Edition. WHO, 2011. Informal value.  
 #12:Operational Targets and EQS. EA, April 2018.  
 #13:Operational Targets and EQS. EA, April 2018. Lowest criteria presented (<200mg/l CaCO3). See 'further assessment' values if criteria exceeded and hardness (CaCO3) data available.  
 #14:Guidelines for Drinking-water Quality, 4th Edition. WHO, 2011. Based on taste rather than a formal guideline.  
 #15:Water Framework Directive (Standards and Classification) Directions (England and Wales) 2015. Indicator of 'good' status (90%ile) - Ammonia standard for lakes and rivers (total ammonia as nitrogen).  
 #16:Operational Targets and EQS. EA, April 2018. Dissolved fraction. Lowest criteria presented (<50 mg/l CaCO3). See 'further assessment' values if criteria exceeded and hardness (CaCO3) data available.  
 #17:Water Supply (Water Quality) Regulations 2016. As SO4.  
 #18:US EPA Regional Screening Levels, May 2019. <https://www.epa.gov/risk/regional-screening-levels-rsls-generic-tables>  
 #19:Operational Targets and EQS. EA, April 2018. Maximum Allowable Concentration (MAC) adopted in absence of Annual Average (AA) value.

**Legend**

36.2	Results exceeds GAC.
<50	Results MDL is greater than GAC.
-	Determinand has not been tested for.

**Notes**  
A range is given where a determinand has been analysed for by more than one method.

				Field_ID	BH07098-X-4.60-ES-200120	BH07098-X-5.60-ES-200121	BH07098-X-5.60-ES-200121	BH07098-X-6.60-ES-200121	BH07098-X-6.60-ES-200121	BH07098-X-6.60-ES-200121	BH07098-X-7.60-ES-200121	
				Location_Code	BH07098	BH07098	BH07098	BH07098	BH07098	BH07098	BH07098	
				Sample_Dept	4.6	5.6	5.6	6.6	6.6	6.6	7.6	
				Sample_Date	20/01/2020	21/01/2020	21/01/2020	21/01/2020	21/01/2020	21/01/2020	21/01/2020	
				Matrix_Description								
				UK Drinking Water Standards								
				UK Estuaries and coastal waters EQS								
				UK Freshwater EQS								
Chem_Group	ChemName	output unit	EQL									
Metals	Antimony	µg/L	1	5 <sup>#1</sup>			20	-	30	-	3	
	Arsenic	µg/L	0.5	10 <sup>#1</sup>	25 <sup>#2</sup>	50 <sup>#2</sup>	5	-	3	-	9	
	Boron	µg/L	10	1000 <sup>#1</sup>	7000 <sup>#3</sup>	2000 <sup>#3</sup>	460	-	1300	-	3580	
	Cadmium	µg/L	0.02	5 <sup>#1</sup>	0.2 <sup>#4</sup>	0.08 <sup>#5</sup>	0.12	-	0.89	-	<0.02	
	Chromium (hexavalent)	µg/L	3		0.6 <sup>#4</sup>	3.4 <sup>#4</sup>	<3	-	<3	-	<3	
	Chromium	µg/L	1	50 <sup>#1</sup>	0.6 <sup>#4</sup>	3.4 <sup>#6</sup>	<1	-	<1	-	<1	
	Chromium (Trivalent)	µg/L	3		4.7 <sup>#4</sup>	4.7 <sup>#4</sup>	<3	-	<3	-	<3	
	Cobalt	µg/L	0.5		3 <sup>#7</sup>	3 <sup>#7</sup>	5	-	11	-	1	
	Copper	µg/L	0.3	2000 <sup>#1</sup>	3.76 <sup>#8</sup>	1(bio) <sup>#9</sup>	17	-	14	-	<1	
	Lead	µg/L	0.2	10 <sup>#1</sup>	1.3 <sup>#4</sup>	1.2(bio) <sup>#9</sup>	11	-	7	-	2	
	Mercury	µg/L	0.01	1 <sup>#1</sup>	0.07(MAC) <sup>#10</sup>	0.07(MAC) <sup>#10</sup>	0.11	-	<0.03	-	<0.03	
	Molybdenum	µg/L	1	70 <sup>#11</sup>			34	-	26	-	34	
	Nickel	µg/L	0.4	20 <sup>#1</sup>	8.6 <sup>#4</sup>	4(bio) <sup>#9</sup>	10	-	10	-	6	
	Selenium	µg/L	1	10 <sup>#1</sup>			3	-	2	-	<1	
	Vanadium	µg/L	1		100 <sup>#12</sup>	20 <sup>#13</sup>	3	-	1	-	<1	
Zinc	µg/L	1	3000 <sup>#14</sup>		10.9(bio) <sup>#9</sup>	65	-	254	-	76		
Inorganics	Available Phosphate	mg/l	6				-	-	-	-	-	
	Available Phosphorus	mg/l	2				-	-	-	-	-	
	Ammoniacal Nitrogen as N	mg/L	0.002		0.02 <sup>#2</sup>	0.6 <sup>#15</sup>	3.9	5.3	5.3	23.8	23.8	104
	Calcium	mg/L	0.2				171	-	755	-	317	
	Chloride	mg/L	1	250 <sup>#1</sup>		250 <sup>#3</sup>	60	-	88	-	186	
	Cyanide (Free)	µg/L	2.5	50 <sup>#1</sup>	1 <sup>#2</sup>	1 <sup>#2</sup>	<20	-	<20	-	<20	
	Cyanide Total	µg/L	5	50 <sup>#1</sup>	1 <sup>#2</sup>	1 <sup>#2</sup>	<20	-	<20	-	<20	
	cyanides-complex	µg/L	5	50 <sup>#1</sup>	1 <sup>#2</sup>	1 <sup>#2</sup>	-	-	-	-	-	
	Fluoride	µg/L	100	1500 <sup>#1</sup>	5000 <sup>#7</sup>	1000 <sup>#16</sup>	400	-	200	-	100	
	Magnesium	mg/L	0.036				18	-	41	-	68	
Potassium	mg/L	0.2				23	-	42	-	57		
Sodium	mg/L	0.076		200 <sup>#1</sup>		26	-	78	-	171		
Sulphate	mg/L	2	250(SO4) <sup>#17</sup>		400 <sup>#3</sup>	335	-	1850	-	847		
Phenolics	Xylenols	µg/L	0.5				-	-	-	-	-	
	Trimethylphenols	µg/L	0.5				<0.5	-	<0.5	-	<0.5	
	Cresol Total	µg/L	0.5				<0.5	-	<0.5	-	<0.5	
	Dimethylphenols	µg/L	0.5				<0.5	-	<0.5	-	<0.5	
	Phenol	µg/L	0.5	5800 <sup>#18</sup>	7.7 <sup>#2</sup>	7.7 <sup>#2</sup>	1.5	-	0.6	-	1.7	
Phenols Monohydric	µg/L	0.5				-	-	-	-	-		
Other	Temperature	°C					-	-	-	-	-	
	Conductivity @ 25oC	mS/cm	0.01				1.07	-	2.72	-	2.56	
	Conductivity @ 20oC	µS/cm	14				-	-	-	-	-	
	pH (Lab)	pH Units	1	6.5-9.5 <sup>#1</sup>	6-8.5(MAC) <sup>#19</sup>	6-9(MAC) <sup>#19</sup>	7.8	-	7.4	-	7.6	

Field_ID	Location_Code	Sample_Depth_Range	Sampled_Date_Time	Matrix_Description
BH07098-X-4.60-ES-200120	BH07098	4.6	20/01/2020	UK Drinking Water Standards
BH07098-X-5.60-ES-200121	BH07098	5.6	21/01/2020	UK Estuaries and coastal waters EQS
BH07098-X-5.60-ES-200121	BH07098	5.6	21/01/2020	UK Freshwater EQS
BH07098-X-6.60-ES-200121	BH07098	6.6	21/01/2020	
BH07098-X-6.60-ES-200121	BH07098	6.6	21/01/2020	
BH07098-X-7.60-ES-200121	BH07098	7.6	21/01/2020	

Chem_Group	ChemName	output unit	EQL

**Environmental Standards Comments**

- #1:Water Supply (Water Quality) Regulations 2016.
- #2:Water Framework Directive (Standards and Classification) Directions (England and Wales) 2015.
- #3:Operational Targets and EQS. EA, April 2018
- #4:Water Framework Directive (Standards & Classification) Directions (England & Wales) 2015. Dissolved fraction.
- #5:Water Framework Directive (Standards & Classification) Directions (England & Wales) 2015. Dissolved fraction. Lowest criteria presented (<40mg/l of CaCO3). See 'further assessment' if criteria exceeded and hardness (CaCO3) data available.
- #6:Water Framework Directive (Standards and Classification) Directions (England and Wales) 2015. Dissolved Fraction. If hexavalent chromium (CrVI) data is available, a value of 4.7µg/l may be appropriate for the remaining trivalent chromium (CrIII).
- #7:Operational Targets and EQS. EA, April 2018. Dissolved fraction.
- #8:Water Framework Directive (Standards and Classification) Directions (England and Wales) 2015. Dissolved Fraction. If DOC >1mg/l then a higher criteria applies (3.76\*(2.677\*(DOC2+0.5))
- #9:Water Framework Directive (Standards & Classification) Directions (England & Wales) 2015. Dissolved & bioavailable (bio) fraction plus background. M-BAT tool to assess: <http://wfd.uk.org/resources/river-lakes-metal-bioavailability-assessment-tool-m-bat>
- #10:Water Framework Directive (Standards and Classification) Directions (England and Wales) 2015. Dissolved Fraction. MAC adopted in absence of AA value.
- #11:Guidelines for Drinking-water Quality, 4th Edition. WHO, 2011. Informal value.
- #12:Operational Targets and EQS. EA, April 2018.
- #13:Operational Targets and EQS. EA, April 2018. Lowest criteria presented (<200mg/l CaCO3). See 'further assessment' values if criteria exceeded and hardness (CaCO3) data available.
- #14:Guidelines for Drinking-water Quality, 4th Edition. WHO, 2011. Based on taste rather than a formal guideline.
- #15:Water Framework Directive (Standards and Classification) Directions (England and Wales) 2015. Indicator of 'good' status (90%ile) - Ammonia standard for lakes and rivers (total ammonia as nitrogen).
- #16:Operational Targets and EQS. EA, April 2018. Dissolved fraction. Lowest criteria presented (<50 mg/l CaCO3). See 'further assessment' values if criteria exceeded and hardness (CaCO3) data available.
- #17:Water Supply (Water Quality) Regulations 2016. As SO4.
- #18:US EPA Regional Screening Levels, May 2019. <https://www.epa.gov/risk/regional-screening-levels-rsls-generic-tables>
- #19:Operational Targets and EQS. EA, April 2018. Maximum Allowable Concentration (MAC) adopted in absence of Annual Average (AA) value.

**Legend**

36.2	Results exceeds GAC.
<50	Results MDL is greater than GAC.
-	Determinand has not been tested for.

**Notes**

A range is given where a determinand has been analysed for by more than one method.

				Field_ID	BH07098-X-7.60-ES-200121	BH07098-X-8.60-ES-200121	BH07098-X-8.60-ES-200121	BH07098-X-9.60-ES-200121	BH07098-X-9.60-ES-200121	BH07098-X-1.00-ES-200115	
				Location_Code	BH07098	BH07098	BH07098	BH07098	BH07098	BH07099	
				Sample_Death_Range	7.6	8.6	8.6	9.6	9.6	1	
				Sampled_Date_Time	21/01/2020	21/01/2020	21/01/2020	21/01/2020	21/01/2020	15/01/2020	
				Matrix_Description							
				UK Drinking Water Standards							
				UK Estuaries and coastal waters EQS							
				UK Freshwater EQS							
Chem_Group	ChemName	output unit	EQL								
Metals	Antimony	µg/L	1	5 <sup>#1</sup>		15	21	-	8	-	3
	Arsenic	µg/L	0.5	10 <sup>#1</sup>	25 <sup>#2</sup>	<10	6	-	9	-	4
	Boron	µg/L	10	1000 <sup>#1</sup>	7000 <sup>#3</sup>	2000 <sup>#3</sup>	3810	1190	-	500	250
	Cadmium	µg/L	0.02	5 <sup>#1</sup>	0.2 <sup>#4</sup>	0.08 <sup>#5</sup>	<0.2	<0.02	-	0.03	0.02
	Chromium (hexavalent)	µg/L	3		0.6 <sup>#4</sup>	3.4 <sup>#4</sup>	<3	<3	-	<3	<3
	Chromium	µg/L	1	50 <sup>#1</sup>	0.6 <sup>#4</sup>	3.4 <sup>#6</sup>	12	7	-	<1	<1
	Chromium (Trivalent)	µg/L	3			4.7 <sup>#4</sup>	9	4	-	<3	<3
	Cobalt	µg/L	0.5		3 <sup>#7</sup>	3 <sup>#7</sup>	<10	4	-	<1	<1
	Copper	µg/L	0.3	2000 <sup>#1</sup>	3.78 <sup>#8</sup>	1(bio) <sup>#9</sup>	<10	1	-	-	3
	Lead	µg/L	0.2	10 <sup>#1</sup>	1.3 <sup>#4</sup>	1.2(bio) <sup>#9</sup>	<10	4	-	1	<1
	Mercury	µg/L	0.01	1 <sup>#1</sup>	0.07(MAC) <sup>#10</sup>	0.07(MAC) <sup>#10</sup>	<0.3	<0.03	-	<0.03	<0.03
	Molybdenum	µg/L	1	70 <sup>#11</sup>			106	91	-	16	33
	Nickel	µg/L	0.4	20 <sup>#1</sup>	8.6 <sup>#4</sup>	4(bio) <sup>#9</sup>	24	30	-	2	5
	Selenium	µg/L	1	10 <sup>#1</sup>			<10	<1	-	<1	15
	Vanadium	µg/L	1		100 <sup>#12</sup>	20 <sup>#13</sup>	<10	4	-	43	5
	Zinc	µg/L	1	3000 <sup>#14</sup>		10.9(bio) <sup>#9</sup>	<20	4	-	<2	<2
Inorganics	Available Phosphate	mg/l	6			-	-	-	-	-	
	Available Phosphorus	mg/l	2			-	-	-	-	-	
	Ammoniacal Nitrogen as N	mg/L	0.002		0.02 <sup>#2</sup>	0.6 <sup>#15</sup>	104	51	51	8.5	8.5
	Calcium	mg/L	0.2			22	8	-	9	-	218
	Chloride	mg/L	1	250 <sup>#1</sup>		250 <sup>#3</sup>	289	121	-	308	21
	Cyanide (Free)	µg/L	2.5	50 <sup>#1</sup>	1 <sup>#2</sup>	1 <sup>#2</sup>	20	20	-	20	<20
	Cyanide Total	µg/L	5	50 <sup>#1</sup>	1 <sup>#2</sup>	1 <sup>#2</sup>	20	30	-	30	<20
	cyanides-complex	µg/L	5	50 <sup>#1</sup>	1 <sup>#2</sup>	1 <sup>#2</sup>	-	-	-	-	-
	Fluoride	µg/L	100	1500 <sup>#1</sup>		5000 <sup>#7</sup>	300	300	-	500	600
	Magnesium	mg/L	0.036				34	6	-	10	28
	Potassium	mg/L	0.2				105	43	-	38	30
Sodium	mg/L	0.076		200 <sup>#1</sup>		247	112	-	218	88	
Sulphate	mg/L	2	250(SO4) <sup>#17</sup>		400 <sup>#3</sup>	207	41	-	118	786	
Phenolics	Xylenols	µg/L	0.5			-	-	-	-	-	
	Trimethylphenols	µg/L	0.5			2.1	2.2	-	<0.5	-	<0.5
	Cresol Total	µg/L	0.5			8.6	25.6	-	<0.5	-	<0.5
	Dimethylphenols	µg/L	0.5			1.6	1.4	-	<0.5	-	<0.5
	Phenol	µg/L	0.5	5800 <sup>#18</sup>	7.7 <sup>#2</sup>	7.7 <sup>#2</sup>	18.5	15.7	-	9.8	<0.5
Phenols Monohydric	µg/L	0.5									
Other	Temperature	°C				-	-	-	-	-	
	Conductivity @ 25oC	mS/cm	0.01			2.46	1.09	-	1.32	-	1.48
	Conductivity @ 20oC	µS/cm	14			-	-	-	-	-	
	pH (Lab)	pH Units	1	6.5-9.5 <sup>#1</sup>	6-8.5(MAC) <sup>#19</sup>	6-9(MAC) <sup>#19</sup>	8.4	8.5	-	8.4	-

Field_ID	Location_Code	Sample_Depth_Range	Sampled_Date_Time	Matrix_Description
BH07098-X-7.60-ES-200121	BH07098	7.6	21/01/2020	UK Drinking Water Standards
BH07098-X-8.60-ES-200121	BH07098	8.6	21/01/2020	UK Estuaries and coastal waters EQS
BH07098-X-8.60-ES-200121	BH07098	8.6	21/01/2020	UK Freshwater EQS
BH07098-X-9.60-ES-200121	BH07098	9.6	21/01/2020	
BH07098-X-9.60-ES-200121	BH07098	9.6	21/01/2020	
BH07099-X-1.00-ES-200115	BH07099	1	15/01/2020	

Chem_Group	ChemName	output unit	EQL

**Environmental Standards Comments**

- #1:Water Supply (Water Quality) Regulations 2016.
- #2:Water Framework Directive (Standards and Classification) Directions (England and Wales) 2015.
- #3:Operational Targets and EQS. EA, April 2018
- #4:Water Framework Directive (Standards & Classification) Directions (England & Wales) 2015. Dissolved fraction.
- #5:Water Framework Directive (Standards & Classification) Directions (England & Wales) 2015. Dissolved fraction. Lowest criteria presented (<40mg/l of CaCO3). See 'further assessment' if criteria exceeded and hardness (CaCO3) data available.
- #6:Water Framework Directive (Standards and Classification) Directions (England and Wales) 2015. Dissolved Fraction. If hexavalent chromium (CrVI) data is available, a value of 4.7µg/l may be appropriate for the remaining trivalent chromium (CrIII).
- #7:Operational Targets and EQS. EA, April 2018. Dissolved fraction.
- #8:Water Framework Directive (Standards and Classification) Directions (England and Wales) 2015. Dissolved Fraction. If DOC >1mg/l then a higher criteria applies (3.76\*(2.677\*(DOC2+0.5)))
- #9:Water Framework Directive (Standards & Classification) Directions (England & Wales) 2015. Dissolved & bioavailable (bio) fraction plus background. M-BAT tool to assess: <http://wfd.uk.org/resources/river-lakes-metal-bioavailability-assessment-tool-m-bat>
- #10:Water Framework Directive (Standards and Classification) Directions (England and Wales) 2015. Dissolved Fraction. MAC adopted in absence of AA value.
- #11:Guidelines for Drinking-water Quality, 4th Edition. WHO, 2011. Informal value.
- #12:Operational Targets and EQS. EA, April 2018.
- #13:Operational Targets and EQS. EA, April 2018. Lowest criteria presented (<200mg/l CaCO3). See 'further assessment' values if criteria exceeded and hardness (CaCO3) data available.
- #14:Guidelines for Drinking-water Quality, 4th Edition. WHO, 2011. Based on taste rather than a formal guideline.
- #15:Water Framework Directive (Standards and Classification) Directions (England and Wales) 2015. Indicator of 'good' status (90%ile) - Ammonia standard for lakes and rivers (total ammonia as nitrogen).
- #16:Operational Targets and EQS. EA, April 2018. Dissolved fraction. Lowest criteria presented (<50 mg/l CaCO3). See 'further assessment' values if criteria exceeded and hardness (CaCO3) data available.
- #17:Water Supply (Water Quality) Regulations 2016. As SO4.
- #18:US EPA Regional Screening Levels, May 2019. <https://www.epa.gov/risk/regional-screening-levels-rsls-generic-tables>
- #19:Operational Targets and EQS. EA, April 2018. Maximum Allowable Concentration (MAC) adopted in absence of Annual Average (AA) value.

**Legend**

36.2	Results exceeds GAC.
<50	Results MDL is greater than GAC.
-	Determinand has not been tested for.

**Notes**

A range is given where a determinand has been analysed for by more than one method.



				Field_ID	BH07099-X-1.50-ES-200115	BH07099-X-1.50-ES-200115	BH07099-X-2.50-ES-200115	BH07099-X-2.50-ES-200115	BH07099-X-3.50-ES-200115	BH07099-X-3.50-ES-200115
				Location_Code	BH07099	BH07099	BH07099	BH07099	BH07099	BH07099
				Sample_Death_Range	1.5	1.5	2.5	2.5	3.5	3.5
				Sampled_Date_Time	15/01/2020	15/01/2020	15/01/2020	15/01/2020	15/01/2020	15/01/2020
				Matrix_Description						
				UK Drinking Water Standards						
				UK Estuaries and coastal waters EQS						
				UK Freshwater EQS						
Chem_Group	ChemName	output unit	EQL							
Metals	Antimony	µg/L	1	5 <sup>#1</sup>	-	10	-	3	-	10
	Arsenic	µg/L	0.5	10 <sup>#1</sup>	25 <sup>#2</sup>	50 <sup>#2</sup>	22	1	-	21
	Boron	µg/L	10	1000 <sup>#1</sup>	7000 <sup>#3</sup>	2000 <sup>#3</sup>	100	130	-	130
	Cadmium	µg/L	0.02	5 <sup>#1</sup>	0.2 <sup>#4</sup>	0.08 <sup>#5</sup>	0.03	0.05	-	0.03
	Chromium (hexavalent)	µg/L	3		0.6 <sup>#4</sup>	3.4 <sup>#4</sup>	<3	<3	-	<3
	Chromium	µg/L	1	50 <sup>#1</sup>	0.6 <sup>#4</sup>	3.4 <sup>#6</sup>	4	<1	-	1
	Chromium (Trivalent)	µg/L	3			4.7 <sup>#4</sup>	<4	<3	-	<3
	Cobalt	µg/L	0.5			3 <sup>#7</sup>	4	5	-	<1
	Copper	µg/L	0.3	2000 <sup>#1</sup>	3.76 <sup>#8</sup>	1(bio) <sup>#9</sup>	33	2	-	30
	Lead	µg/L	0.2	10 <sup>#1</sup>	1.3 <sup>#4</sup>	1.2(bio) <sup>#9</sup>	<1	<1	-	<1
	Mercury	µg/L	0.01	1 <sup>#1</sup>	0.07(MAC) <sup>#10</sup>	0.07(MAC) <sup>#10</sup>	<0.03	<0.03	-	0.06
	Molybdenum	µg/L	1	70 <sup>#11</sup>			53	25	-	47
	Nickel	µg/L	0.4	20 <sup>#1</sup>	8.6 <sup>#4</sup>	4(bio) <sup>#9</sup>	30	14	-	8
	Selenium	µg/L	1	10 <sup>#1</sup>			12	12	-	41
	Vanadium	µg/L	1		100 <sup>#12</sup>		128	<1	-	74
	Zinc	µg/L	1	3000 <sup>#14</sup>		10.9(bio) <sup>#9</sup>	<2	5	-	2
	Inorganics	Available Phosphate	mg/l	6						
Available Phosphorus		mg/l	2							
Ammoniacal Nitrogen as N		mg/L	0.002		0.02 <sup>#2</sup>	0.6 <sup>#15</sup>	3.6	0.03	0.03	3.9
Calcium		mg/L	0.2				163	248	-	529
Chloride		mg/L	1	250 <sup>#1</sup>		250 <sup>#3</sup>	50	86	-	85
Cyanide (Free)		µg/L	2.5	50 <sup>#1</sup>	1 <sup>#2</sup>	1 <sup>#2</sup>	<20	<20	-	<20
Cyanide Total		µg/L	5	50 <sup>#1</sup>	1 <sup>#2</sup>	1 <sup>#2</sup>	<20	<20	-	<20
cyanides-complex		µg/L	5	50 <sup>#1</sup>	1 <sup>#2</sup>	1 <sup>#2</sup>			-	
Fluoride		µg/L	100	1500 <sup>#1</sup>	5000 <sup>#7</sup>	1000 <sup>#16</sup>	<200	1000	-	300
Magnesium		mg/L	0.036				<1	36	-	2
Potassium		mg/L	0.2				34	33	-	40
Sodium	mg/L	0.076		200 <sup>#1</sup>		68	90	-	108	
Sulphate	mg/L	2	250(SO4) <sup>#17</sup>		400 <sup>#3</sup>	418	730	-	1200	
Phenolics	Xylenols	µg/L	0.5							
	Trimethylphenols	µg/L	0.5				<0.5	<0.5	-	<0.5
	Cresol Total	µg/L	0.5				6.6	<0.5	-	5.1
	Dimethylphenols	µg/L	0.5				2.6	<0.5	-	7.8
	Phenol	µg/L	0.5	5800 <sup>#18</sup>	7.7 <sup>#2</sup>	7.7 <sup>#2</sup>	92.1	0.7	-	4.7
Phenols Monohydric	µg/L	0.5								
Other	Temperature	°C								
	Conductivity @ 25oC	mS/cm	0.01				1.01	1.62	-	2.13
	Conductivity @ 20oC	µS/cm	14						-	
	pH (Lab)	pH Units	1	6.5-9.5 <sup>#1</sup>	6-8.5(MAC) <sup>#19</sup>	6-9(MAC) <sup>#19</sup>	10.1		7.6	-

Field_ID	Location_Code	Sample_Depth_Range	Sampled_Date_Time	Matrix_Description
BH07099-X-1.50-ES-200115	BH07099	1,5	15/01/2020	UK Drinking Water Standards
BH07099-X-1.50-ES-200115	BH07099	1,5	15/01/2020	UK Estuaries and coastal waters EQS
BH07099-X-2.50-ES-200115	BH07099	2,5	15/01/2020	UK Freshwater EQS
BH07099-X-2.50-ES-200115	BH07099	2,5	15/01/2020	
BH07099-X-3.50-ES-200115	BH07099	3,5	15/01/2020	
BH07099-X-3.50-ES-200115	BH07099	3,5	15/01/2020	

Chem_Group	ChemName	output unit	EQL

**Environmental Standards Comments**

- #1:Water Supply (Water Quality) Regulations 2016.
- #2:Water Framework Directive (Standards and Classification) Directions (England and Wales) 2015.
- #3:Operational Targets and EQS. EA, April 2018
- #4:Water Framework Directive (Standards & Classification) Directions (England & Wales) 2015. Dissolved fraction.
- #5:Water Framework Directive (Standards & Classification) Directions (England & Wales) 2015. Dissolved fraction. Lowest criteria presented (<40mg/l of CaCO3). See 'further assessment' if criteria exceeded and hardness (CaCO3) data available.
- #6:Water Framework Directive (Standards and Classification) Directions (England and Wales) 2015. Dissolved Fraction. If hexavalent chromium (CrVI) data is available, a value of 4.7µg/l may be appropriate for the remaining trivalent chromium (CrIII).
- #7:Operational Targets and EQS. EA, April 2018. Dissolved fraction.
- #8:Water Framework Directive (Standards and Classification) Directions (England and Wales) 2015. Dissolved Fraction. If DOC >1mg/l then a higher criteria applies (3.76\*(2.677\*(DOC2+0.5))
- #9:Water Framework Directive (Standards & Classification) Directions (England & Wales) 2015. Dissolved & bioavailable (bio) fraction plus background. M-BAT tool to assess: <http://wfd.uk.org/resources/river-lakes-metal-bioavailability-assessment-tool-m-bat>
- #10:Water Framework Directive (Standards and Classification) Directions (England and Wales) 2015. Dissolved Fraction. MAC adopted in absence of AA value.
- #11:Guidelines for Drinking-water Quality, 4th Edition. WHO, 2011. Informal value.
- #12:Operational Targets and EQS. EA, April 2018.
- #13:Operational Targets and EQS. EA, April 2018. Lowest criteria presented (<200mg/l CaCO3). See 'further assessment' values if criteria exceeded and hardness (CaCO3) data available.
- #14:Guidelines for Drinking-water Quality, 4th Edition. WHO, 2011. Based on taste rather than a formal guideline.
- #15:Water Framework Directive (Standards and Classification) Directions (England and Wales) 2015. Indicator of 'good' status (90%ile) - Ammonia standard for lakes and rivers (total ammonia as nitrogen).
- #16:Operational Targets and EQS. EA, April 2018. Dissolved fraction. Lowest criteria presented (<50 mg/l CaCO3). See 'further assessment' values if criteria exceeded and hardness (CaCO3) data available.
- #17:Water Supply (Water Quality) Regulations 2016. As SO4.
- #18:US EPA Regional Screening Levels, May 2019. <https://www.epa.gov/risk/regional-screening-levels-rsls-generic-tables>
- #19:Operational Targets and EQS. EA, April 2018. Maximum Allowable Concentration (MAC) adopted in absence of Annual Average (AA) value.

**Legend**

36.2	Results exceeds GAC.
<50	Results MDL is greater than GAC.
-	Determinand has not been tested for.

**Notes**

A range is given where a determinand has been analysed for by more than one method.

				Field_ID	BH07099-X-4.50-ES-200115	BH07099-X-4.50-ES-200115	BH07099-X-5.50-ES-200116	BH07099-X-5.50-ES-200116	BH07099-X-6.50-ES-200116	BH07099-X-6.50-ES-200116	
				Location_Code	BH07099	BH07099	BH07099	BH07099	BH07099	BH07099	
				Sample_Death_Range	4.5	4.5	5.5	5.5	6.5	6.5	
				Sampled_Date_Time	15/01/2020	15/01/2020	16/01/2020	16/01/2020	16/01/2020	16/01/2020	
				Matrix_Description							
				UK Drinking Water Standards							
				UK Estuaries and coastal waters EQS							
				UK Freshwater EQS							
Chem_Group	ChemName	output unit	EQL								
Metals	Antimony	µg/L	1	5 <sup>#1</sup>	-	18	11	11	14	14	
	Arsenic	µg/L	0.5	10 <sup>#1</sup>	25 <sup>#2</sup>	8	3	3	6	6	
	Boron	µg/L	10	1000 <sup>#1</sup>	7000 <sup>#3</sup>	630	1360	1360	1970	1970	
	Cadmium	µg/L	0.02	5 <sup>#1</sup>	0.2 <sup>#4</sup>	0.07	0.49	0.49	0.14	0.14	
	Chromium (hexavalent)	µg/L	3		0.6 <sup>#4</sup>	-	<3	<3	<3	<3	
	Chromium	µg/L	1	50 <sup>#1</sup>	0.6 <sup>#4</sup>	-	<1	<1	<1	<1	
	Chromium (Trivalent)	µg/L	3		4.7 <sup>#4</sup>	-	<3	<3	<3	<3	
	Cobalt	µg/L	0.5		3 <sup>#7</sup>	-	2	9	7	7	
	Copper	µg/L	0.3	2000 <sup>#1</sup>	3.76 <sup>#8</sup>	-	4	10	10	2	
	Lead	µg/L	0.2	10 <sup>#1</sup>	1.3 <sup>#4</sup>	-	2	3	3	3	
	Mercury	µg/L	0.01	1 <sup>#1</sup>	0.07(MAC) <sup>#10</sup>	0.07(MAC) <sup>#10</sup>	<0.03	0.1	0.1	<0.03	<0.03
	Molybdenum	µg/L	1	70 <sup>#11</sup>		-	57	11	11	27	27
	Nickel	µg/L	0.4	20 <sup>#1</sup>	8.6 <sup>#4</sup>	-	10	32	32	14	14
	Selenium	µg/L	1	10 <sup>#1</sup>		-	5	3	3	2	2
	Vanadium	µg/L	1		100 <sup>#12</sup>	20 <sup>#13</sup>	4	<1	<1	1	1
	Zinc	µg/L	1	3000 <sup>#14</sup>		10.9(bio) <sup>#9</sup>	17	145	145	87	87
Inorganics	Available Phosphate	mg/l	6		-	-	-	-	-	-	
	Available Phosphorus	mg/l	2		-	-	-	-	-	-	
	Ammoniacal Nitrogen as N	mg/L	0.002		0.02 <sup>#2</sup>	0.6 <sup>#15</sup>	10.1	4.5	4.6	15.2	15.6
	Calcium	mg/L	0.2			-	288	780	780	797	797
	Chloride	mg/L	1	250 <sup>#1</sup>		250 <sup>#3</sup>	70	147	147	124	124
	Cyanide (Free)	µg/L	2.5	50 <sup>#1</sup>		1 <sup>#2</sup>	<20	<20	<20	<20	<20
	Cyanide Total	µg/L	5	50 <sup>#1</sup>		1 <sup>#2</sup>	<20	<20	<20	<20	<20
	Cyanides-complex	µg/L	5	50 <sup>#1</sup>		1 <sup>#2</sup>	<20	<20	<20	<20	<20
	Fluoride	µg/L	100	1500 <sup>#1</sup>		5000 <sup>#7</sup>	500	100	100	200	200
	Magnesium	mg/L	0.036			-	24	36	36	57	57
	Potassium	mg/L	0.2			-	44	44	44	64	64
Sodium	mg/L	0.076		200 <sup>#1</sup>	-	76	128	128	128	128	
Sulphate	mg/L	2	250(SO4) <sup>#17</sup>		400 <sup>#3</sup>	749	1940	1940	2170	2170	
Phenolics	Xylenols	µg/L	0.5		-	-	-	-	-	-	
	Trimethylphenols	µg/L	0.5		-	<0.5	<0.5	<0.5	<0.5	<0.5	
	Cresol Total	µg/L	0.5		-	<0.5	<0.5	<0.5	<0.5	<0.5	
	Dimethylphenols	µg/L	0.5		-	<0.5	<0.5	<0.5	<0.5	<0.5	
	Phenol	µg/L	0.5	5800 <sup>#18</sup>		7.7 <sup>#2</sup>	2.6	0.8	0.8	1.2	1.2
Phenols Monohydric	µg/L	0.5			-	-	-	-	-	-	
Other	Temperature	°C			-	-	-	-	-	-	
	Conductivity @ 25oC	mS/cm	0.01		-	1.66	3.01	3.01	3.12	3.12	
	Conductivity @ 20oC	µS/cm	14		-	-	-	-	-	-	
	pH (Lab)	pH Units	1	6.5-9.5 <sup>#1</sup>	6-8.5(MAC) <sup>#19</sup>	6-9(MAC) <sup>#19</sup>	7.8	7.5	7.5	7.6	7.6

Field_ID	Location_Code	Sample_Depth_Range	Sampled_Date_Time	Matrix_Description
BH07099-X-4.50-ES-200115	BH07099	4.5	15/01/2020	UK Drinking Water Standards
BH07099-X-4.50-ES-200115	BH07099	4.5	15/01/2020	UK Estuaries and coastal waters EQS
BH07099-X-5.50-ES-200116	BH07099	5.5	16/01/2020	UK Freshwater EQS
BH07099-X-5.50-ES-200116	BH07099	5.5	16/01/2020	
BH07099-X-6.50-ES-200116	BH07099	6.5	16/01/2020	
BH07099-X-6.50-ES-200116	BH07099	6.5	16/01/2020	

Chem_Group	ChemName	output unit	EQL

**Environmental Standards Comments**

- #1:Water Supply (Water Quality) Regulations 2016.
- #2:Water Framework Directive (Standards and Classification) Directions (England and Wales) 2015.
- #3:Operational Targets and EQS. EA, April 2018
- #4:Water Framework Directive (Standards & Classification) Directions (England & Wales) 2015. Dissolved fraction.
- #5:Water Framework Directive (Standards & Classification) Directions (England & Wales) 2015. Dissolved fraction. Lowest criteria presented (<40mg/l of CaCO3). See 'further assessment' if criteria exceeded and hardness (CaCO3) data available.
- #6:Water Framework Directive (Standards and Classification) Directions (England and Wales) 2015. Dissolved Fraction. If hexavalent chromium (CrVI) data is available, a value of 4.7µg/l may be appropriate for the remaining trivalent chromium (CrIII).
- #7:Operational Targets and EQS. EA, April 2018. Dissolved fraction.
- #8:Water Framework Directive (Standards and Classification) Directions (England and Wales) 2015. Dissolved Fraction. If DOC >1mg/l then a higher criteria applies (3.76\*(2.677\*(DOC2+0.5))
- #9:Water Framework Directive (Standards & Classification) Directions (England & Wales) 2015. Dissolved & bioavailable (bio) fraction plus background. M-BAT tool to assess: <http://wfd.uk.org/resources/river-lakes-metal-bioavailability-assessment-tool-m-bat>
- #10:Water Framework Directive (Standards and Classification) Directions (England and Wales) 2015. Dissolved Fraction. MAC adopted in absence of AA value.
- #11:Guidelines for Drinking-water Quality, 4th Edition. WHO, 2011. Informal value.
- #12:Operational Targets and EQS. EA, April 2018.
- #13:Operational Targets and EQS. EA, April 2018. Lowest criteria presented (<200mg/l CaCO3). See 'further assessment' values if criteria exceeded and hardness (CaCO3) data available.
- #14:Guidelines for Drinking-water Quality, 4th Edition. WHO, 2011. Based on taste rather than a formal guideline.
- #15:Water Framework Directive (Standards and Classification) Directions (England and Wales) 2015. Indicator of 'good' status (90%ile) - Ammonia standard for lakes and rivers (total ammonia as nitrogen).
- #16:Operational Targets and EQS. EA, April 2018. Dissolved fraction. Lowest criteria presented (<50 mg/l CaCO3). See 'further assessment' values if criteria exceeded and hardness (CaCO3) data available.
- #17:Water Supply (Water Quality) Regulations 2016. As SO4.
- #18:US EPA Regional Screening Levels, May 2019. <https://www.epa.gov/risk/regional-screening-levels-rsls-generic-tables>
- #19:Operational Targets and EQS. EA, April 2018. Maximum Allowable Concentration (MAC) adopted in absence of Annual Average (AA) value.

**Legend**

36.2	Results exceeds GAC.
<50	Results MDL is greater than GAC.
-	Determinand has not been tested for.

**Notes**

A range is given where a determinand has been analysed for by more than one method.

				Field_ID	BH07099-X-7.50-ES-200116	BH07099-X-7.50-ES-200116	BH07099-X-8.60-ES-200116	BH07099-X-8.60-ES-200116	BH07099-X-9.60-ES-200116	BH07099-X-9.60-ES-200116		
				Location_Code	BH07099	BH07099	BH07099	BH07099	BH07099	BH07099		
				Sample_Death_Range	7.5	7.5	8.6	8.6	9.6	9.6		
				Sampled_Date_Time	16/01/2020	16/01/2020	16/01/2020	16/01/2020	16/01/2020	16/01/2020		
				Matrix_Description								
				UK Drinking Water Standards								
				UK Estuaries and coastal waters EQS								
				UK Freshwater EQS								
Chem_Group	ChemName	output unit	EQI									
Metals	Antimony	µg/L	1	5 <sup>#1</sup>			11	11	19	19	3	3
	Arsenic	µg/L	0.5	10 <sup>#1</sup>	25 <sup>#2</sup>	50 <sup>#2</sup>	41	41	24	24	15	15
	Boron	µg/L	10	1000 <sup>#1</sup>	7000 <sup>#3</sup>	2000 <sup>#3</sup>	4260	4260	8540	8540	2840	2840
	Cadmium	µg/L	0.02	5 <sup>#1</sup>	0.2 <sup>#4</sup>	0.08 <sup>#5</sup>	<0.2	<0.2	0.27	0.27	0.05	0.05
	Chromium (hexavalent)	µg/L	3		0.6 <sup>#4</sup>	3.4 <sup>#4</sup>	<3	<3	<3	<3	<3	<3
	Chromium	µg/L	1	50 <sup>#1</sup>	0.6 <sup>#4</sup>	3.4 <sup>#6</sup>	12	12	<10	<10	3	3
	Chromium (Trivalent)	µg/L	3		4.7 <sup>#4</sup>	-	-	<3	<10	<10	-	<3
	Cobalt	µg/L	0.5		3 <sup>#7</sup>	3 <sup>#7</sup>	11	11	<10	<10	5	5
	Copper	µg/L	0.3	2000 <sup>#1</sup>	3.76 <sup>#8</sup>	1(bio) <sup>#9</sup>	<10	<10	<10	<10	<1	<1
	Lead	µg/L	0.2	10 <sup>#1</sup>	1.3 <sup>#4</sup>	1.2(bio) <sup>#9</sup>	<10	<10	<10	<10	<1	<1
	Mercury	µg/L	0.01	1 <sup>#1</sup>	0.07(MAC) <sup>#10</sup>	0.07(MAC) <sup>#10</sup>	<0.3	<0.3	<0.3	<0.3	<0.03	<0.03
	Molybdenum	µg/L	1	70 <sup>#11</sup>			171	171	360	360	65	65
	Nickel	µg/L	0.4	20 <sup>#1</sup>	8.6 <sup>#4</sup>	4(bio) <sup>#9</sup>	188	188	38	38	23	23
	Selenium	µg/L	1	10 <sup>#1</sup>			<10	<10	<10	<10	2	2
	Vanadium	µg/L	1		100 <sup>#12</sup>	20 <sup>#13</sup>	18	18	19	19	4	4
	Zinc	µg/L	1	3000 <sup>#14</sup>			<20	<20	24	24	6	6
Inorganics	Available Phosphate	mg/l	6				-	-	-	-	-	-
	Available Phosphorus	mg/l	2				-	-	-	-	-	-
	Ammoniacal Nitrogen as N	mg/L	0.002		0.02 <sup>#2</sup>	0.6 <sup>#15</sup>	117	118	140	136	87.1	89.6
	Calcium	mg/L	0.2				14	14	15	15	30	30
	Chloride	mg/L	1	250 <sup>#1</sup>			647	647	288	288	1150	1150
	Cyanide (Free)	µg/L	2.5	50 <sup>#1</sup>	1 <sup>#2</sup>	250 <sup>#3</sup>	<20	<20	20	20	<20	<20
	Cyanide Total	µg/L	5	50 <sup>#1</sup>	1 <sup>#2</sup>	1 <sup>#2</sup>	<20	<20	30	30	<20	<20
	cyanides-complex	µg/L	5	50 <sup>#1</sup>	1 <sup>#2</sup>	1 <sup>#2</sup>	-	-	-	-	-	-
	Fluoride	µg/L	100	1500 <sup>#1</sup>	5000 <sup>#7</sup>	1000 <sup>#16</sup>	800	800	800	800	1000	1000
	Magnesium	mg/L	0.036				19	19	16	16	40	40
	Potassium	mg/L	0.2				134	134	133	133	143	143
Sodium	mg/L	0.076		200 <sup>#1</sup>		495	495	259	259	750	750	
Sulphate	mg/L	2	250(SO4) <sup>#17</sup>		400 <sup>#3</sup>	54	54	212	212	28	28	
Phenolics	Xylenols	µg/L	0.5				-	-	-	-	-	-
	Trimethylphenols	µg/L	0.5				<0.5	<0.5	<0.5	<0.5	<0.5	<0.5
	Cresol Total	µg/L	0.5				19.6	19.6	11.8	11.8	<0.5	<0.5
	Dimethylphenols	µg/L	0.5				1	1	1.7	1.7	<0.5	<0.5
	Phenol	µg/L	0.5	5800 <sup>#18</sup>	7.7 <sup>#2</sup>	7.7 <sup>#2</sup>	12.3	12.3	14	14	10.8	10.8
Phenols Monohydric	µg/L	0.5										
Other	Temperature	°C					-	-	-	-	-	-
	Conductivity @ 25oC	mS/cm	0.01				3.54	3.54	2.56	2.56	4.83	4.83
	Conductivity @ 20oC	µS/cm	14				-	-	-	-	-	-
	pH (Lab)	pH Units	1	6.5-9.5 <sup>#1</sup>	6-8.5(MAC) <sup>#19</sup>	6-9(MAC) <sup>#19</sup>	8.6	8.6	8.6	8.6	8.5	8.5

Field_ID	Location_Code	Sample_Depth_Range	Sampled_Date_Time	Matrix_Description
BH07099-X-7.50-ES-200116	BH07099	7.5	16/01/2020	UK Drinking Water Standards
BH07099-X-7.50-ES-200116	BH07099	7.5	16/01/2020	UK Estuaries and coastal waters EQS
BH07099-X-8.60-ES-200116	BH07099	8.6	16/01/2020	UK Freshwater EQS
BH07099-X-8.60-ES-200116	BH07099	8.6	16/01/2020	
BH07099-X-9.60-ES-200116	BH07099	9.6	16/01/2020	
BH07099-X-9.60-ES-200116	BH07099	9.6	16/01/2020	

Chem_Group	ChemName	output unit	EQL

**Environmental Standards Comments**

- #1:Water Supply (Water Quality) Regulations 2016.
- #2:Water Framework Directive (Standards and Classification) Directions (England and Wales) 2015.
- #3:Operational Targets and EQS. EA, April 2018
- #4:Water Framework Directive (Standards & Classification) Directions (England & Wales) 2015. Dissolved fraction.
- #5:Water Framework Directive (Standards & Classification) Directions (England & Wales) 2015. Dissolved fraction. Lowest criteria presented (<40mg/l of CaCO3). See 'further assessment' if criteria exceeded and hardness (CaCO3) data available.
- #6:Water Framework Directive (Standards and Classification) Directions (England and Wales) 2015. Dissolved Fraction. If hexavalent chromium (CrVI) data is available, a value of 4.7µg/l may be appropriate for the remaining trivalent chromium (CrIII).
- #7:Operational Targets and EQS. EA, April 2018. Dissolved fraction.
- #8:Water Framework Directive (Standards and Classification) Directions (England and Wales) 2015. Dissolved Fraction. If DOC >1mg/l then a higher criteria applies (3.76\*(2.677\*(DOC2+0.5))
- #9:Water Framework Directive (Standards & Classification) Directions (England & Wales) 2015. Dissolved & bioavailable (bio) fraction plus background. M-BAT tool to assess: <http://wfd.uk.org/resources/river-lakes-metal-bioavailability-assessment-tool-m-bat>
- #10:Water Framework Directive (Standards and Classification) Directions (England and Wales) 2015. Dissolved Fraction. MAC adopted in absence of AA value.
- #11:Guidelines for Drinking-water Quality, 4th Edition. WHO, 2011. Informal value.
- #12:Operational Targets and EQS. EA, April 2018.
- #13:Operational Targets and EQS. EA, April 2018. Lowest criteria presented (<200mg/l CaCO3). See 'further assessment' values if criteria exceeded and hardness (CaCO3) data available.
- #14:Guidelines for Drinking-water Quality, 4th Edition. WHO, 2011. Based on taste rather than a formal guideline.
- #15:Water Framework Directive (Standards and Classification) Directions (England and Wales) 2015. Indicator of 'good' status (90%ile) - Ammonia standard for lakes and rivers (total ammonia as nitrogen).
- #16:Operational Targets and EQS. EA, April 2018. Dissolved fraction. Lowest criteria presented (<50 mg/l CaCO3). See 'further assessment' values if criteria exceeded and hardness (CaCO3) data available.
- #17:Water Supply (Water Quality) Regulations 2016. As SO4.
- #18:US EPA Regional Screening Levels, May 2019. <https://www.epa.gov/risk/regional-screening-levels-rsls-generic-tables>
- #19:Operational Targets and EQS. EA, April 2018. Maximum Allowable Concentration (MAC) adopted in absence of Annual Average (AA) value.

**Legend**

36.2	Results exceeds GAC.
<50	Results MDL is greater than GAC.
-	Determinand has not been tested for.

**Notes**

A range is given where a determinand has been analysed for by more than one method.

				Field_ID	BH08004-X-0.05-ES-190909	BH08004-X-19.00-ES-190912	BH08008-X-0.05-ES-191009	BH08008-X-0.70-ES-191009	BH08008-X-1.60-ES-191012	BH08008-X-14.60-ES-191013		
				Location_Code	BH08004	BH08004	BH08008	BH08008	BH08008	BH08008		
				Sample_Death_Range	0.05	19	0.05	0.7	1.6	14.6		
				Sampled_Date_Time	09/09/2019	16/09/2019	09/10/2019	09/10/2019	12/09/2019	13/09/2019		
				Matrix_Description								
				UK Drinking Water Standards								
				UK Estuaries and coastal waters EQS								
				UK Freshwater EQS								
Chem_Group	ChemName	output unit	EQL									
Metals	Antimony	µg/L	1	5 <sup>#1</sup>			1.03	11.1	1.01	<1	<1	3.19
	Arsenic	µg/L	0.5	10 <sup>#1</sup>	25 <sup>#2</sup>	50 <sup>#2</sup>	3.76	1.85	2.2	<0.5	0.942	10.4
	Boron	µg/L	10	1000 <sup>#1</sup>	7000 <sup>#3</sup>	2000 <sup>#3</sup>	319	37.6	167	430	430	155
	Cadmium	µg/L	0.02	5 <sup>#1</sup>	0.2 <sup>#4</sup>	0.08 <sup>#5</sup>	<0.08	<0.08	<0.08	<0.08	<0.08	<0.08
	Chromium (hexavalent)	µg/L	3		0.6 <sup>#4</sup>	3.4 <sup>#4</sup>	<3	<3	<3	<3	<3	<3
	Chromium	µg/L	1	50 <sup>#1</sup>	0.6 <sup>#4</sup>	3.4 <sup>#4</sup>	1.14	<1	<1	<1	<1	<1
	Chromium (Trivalent)	µg/L	3		4.7 <sup>#4</sup>	4.7 <sup>#4</sup>	<3	<3	<3	<3	<3	<3
	Cobalt	µg/L	0.5		3 <sup>#7</sup>	3 <sup>#7</sup>	0.568	<0.5	<0.5	<0.5	<0.5	0.607
	Copper	µg/L	0.3	2000 <sup>#1</sup>	3.76 <sup>#8</sup>	1160 <sup>#9</sup>	18.6	0.811	6.23	1.53	2.36	0.884
	Lead	µg/L	0.2	10 <sup>#1</sup>	1.3 <sup>#4</sup>	1.210 <sup>#9</sup>	<0.2	<0.2	<0.2	<0.2	<0.2	<0.2
	Mercury	µg/L	0.01	1 <sup>#1</sup>	0.07(MAC) <sup>#10</sup>	0.07(MAC) <sup>#10</sup>	<0.01	<0.01	<0.01	<0.01	<0.01	<0.01
	Molybdenum	µg/L	1	70 <sup>#11</sup>			9.02	6.56	<3	<3	<3	9.75
	Nickel	µg/L	0.4	20 <sup>#1</sup>	8.6 <sup>#4</sup>	4160 <sup>#9</sup>	15.1	5.58	5.48	1.06	2.45	3.42
	Selenium	µg/L	1	10 <sup>#1</sup>			1.84	<1	1.26	<1	<1	1.37
	Vanadium	µg/L	1		100 <sup>#12</sup>	20 <sup>#13</sup>	2.83	<1	2.75	<1	<1	17.8
Zinc	µg/L	1	3000 <sup>#14</sup>		10.9(bio) <sup>#9</sup>	107	2.16	1.55	<1	23.2	<1	
Inorganics	Available Phosphate	mg/l	6				-	-	-	-	-	
	Available Phosphorus	mg/l	2				-	-	-	-	-	
	Ammoniacal Nitrogen as N	mg/L	0.002		0.02 <sup>#2</sup>	0.6 <sup>#15</sup>	0.0434	1.31	0.0133	<0.01	0.0391	3.42
	Calcium	mg/L	0.2				110	31.9	73.4	38.9	471	20.1
	Chloride	mg/L	1	250 <sup>#1</sup>			44.1	113	169	38.3	127	168
	Cyanide (Free)	µg/L	2.5	50 <sup>#1</sup>	1 <sup>#2</sup>	1 <sup>#2</sup>	<2.5	<2.5	<2.5	<2.5	<2.5	<2.5
	Cyanide Total	µg/L	5	50 <sup>#1</sup>	1 <sup>#2</sup>	1 <sup>#2</sup>	<5	<5	<5	<5	<5	<5
	cyanides-complex	µg/L	5	50 <sup>#1</sup>	1 <sup>#2</sup>	1 <sup>#2</sup>	<5	<5	<5	<5	<5	<5
	Fluoride	µg/L	100	1500 <sup>#1</sup>	5000 <sup>#7</sup>	1000 <sup>#16</sup>	1660	<500	977	1640	972	<500
	Magnesium	mg/L	0.036				11.8	6.83	8.96	7.12	133	9.16
	Potassium	mg/L	0.2				57.7	5.92	28.6	1.12	33.8	7.81
Sodium	mg/L	0.076	200 <sup>#1</sup>			16.9	57.4	84.2	15.6	178	107	
Sulphate	mg/L	2	250(SO4) <sup>#17</sup>		400 <sup>#3</sup>	42.9	8.7	52.9	7.4	1870	13.1	
Phenolics	Xylenols	µg/L	0.5				<0.5	0.91	<0.5	1.8	<0.5	
	Trimethylphenols	µg/L	0.5				-	-	-	-	-	
	Cresol Total	µg/L	0.5				<0.5	<0.5	<0.5	1.86	<0.5	
	Dimethylphenols	µg/L	0.5				-	-	-	-	-	
	Phenol	µg/L	0.5	5800 <sup>#18</sup>	7.7 <sup>#2</sup>	7.7 <sup>#2</sup>	<1	<0.5	4.56	4.02	<0.5	<0.5
	Phenols Monohydric	µg/L	0.5				<1	0.91	4.56	4.02	3.66	<0.5
Other	Temperature	°C					-	-	15	15.7	-	
	Conductivity @ 25oC	mS/cm	0.01				-	-	-	-	-	
	Conductivity @ 20oC	µS/cm	14				-	-	795 - 814	288 - 296	-	
	pH (Lab)	pH Units	1	6.5-9.5 <sup>#1</sup>	6-8.5(MAC) <sup>#19</sup>	6-9(MAC) <sup>#19</sup>	-	-	8.45 - 8.52	8.45 - 8.62	-	-

Field_ID	Location_Code	Sample_Depth_Range	Sampled_Date_Time	Matrix_Description
BH08004-X-0.05-ES-190909	BH08004	0.05	09/09/2019	UK Drinking Water Standards
BH08004-X-19.00-ES-190912	BH08004	19	16/09/2019	UK Estuaries and coastal waters EQS
BH08008-X-0.05-ES-191009	BH08008	0.05	09/10/2019	UK Freshwater EQS
BH08008-X-0.70-ES-191009	BH08008	0.7	09/10/2019	
BH08008-X-1.60-ES-191012	BH08008	1.6	12/09/2019	
BH08008-X-14.60-ES-191013	BH08008	14.6	13/09/2019	

Chem_Group	ChemName	output unit	EQL

**Environmental Standards Comments**

- #1:Water Supply (Water Quality) Regulations 2016.
- #2:Water Framework Directive (Standards and Classification) Directions (England and Wales) 2015.
- #3:Operational Targets and EQS. EA, April 2018
- #4:Water Framework Directive (Standards & Classification) Directions (England & Wales) 2015. Dissolved fraction.
- #5:Water Framework Directive (Standards & Classification) Directions (England & Wales) 2015. Dissolved fraction. Lowest criteria presented (<40mg/l of CaCO3). See 'further assessment' if criteria exceeded and hardness (CaCO3) data available.
- #6:Water Framework Directive (Standards and Classification) Directions (England and Wales) 2015. Dissolved Fraction. If hexavalent chromium (CrVI) data is available, a value of 4.7µg/l may be appropriate for the remaining trivalent chromium (CrIII).
- #7:Operational Targets and EQS. EA, April 2018. Dissolved fraction.
- #8:Water Framework Directive (Standards and Classification) Directions (England and Wales) 2015. Dissolved Fraction. If DOC >1mg/l then a higher criteria applies (3.76\*(2.677\*(DOC2+0.5)))
- #9:Water Framework Directive (Standards & Classification) Directions (England & Wales) 2015. Dissolved & bioavailable (bio) fraction plus background. M-BAT tool to assess: <http://wfd.uk.org/resources/river-lakes-metal-bioavailability-assessment-tool-m-bat>
- #10:Water Framework Directive (Standards and Classification) Directions (England and Wales) 2015. Dissolved Fraction. MAC adopted in absence of AA value.
- #11:Guidelines for Drinking-water Quality, 4th Edition. WHO, 2011. Informal value.
- #12:Operational Targets and EQS. EA, April 2018.
- #13:Operational Targets and EQS. EA, April 2018. Lowest criteria presented (<200mg/l CaCO3). See 'further assessment' values if criteria exceeded and hardness (CaCO3) data available.
- #14:Guidelines for Drinking-water Quality, 4th Edition. WHO, 2011. Based on taste rather than a formal guideline.
- #15:Water Framework Directive (Standards and Classification) Directions (England and Wales) 2015. Indicator of 'good' status (90%ile) - Ammonia standard for lakes and rivers (total ammonia as nitrogen).
- #16:Operational Targets and EQS. EA, April 2018. Dissolved fraction. Lowest criteria presented (<50 mg/l CaCO3). See 'further assessment' values if criteria exceeded and hardness (CaCO3) data available.
- #17:Water Supply (Water Quality) Regulations 2016. As SO4.
- #18:US EPA Regional Screening Levels, May 2019. <https://www.epa.gov/risk/regional-screening-levels-rsls-generic-tables>
- #19:Operational Targets and EQS. EA, April 2018. Maximum Allowable Concentration (MAC) adopted in absence of Annual Average (AA) value.

**Legend**

36.2	Results exceeds GAC.
<50	Results MDL is greater than GAC.
-	Determinand has not been tested for.

**Notes**

A range is given where a determinand has been analysed for by more than one method.



				Field_ID	BH08008-X-19.50-ES-191016	BH08008-X-5.10-ES-191012	BH08010-X-0.05-ES-191205	BH08010-X-0.05-ES-191205	BH08010-X-1.00-ES-191205	BH08010-X-1.00-ES-191205		
				Location_Code	BH08008	BH08008	BH08010	BH08010	BH08010	BH08010		
				Sample_Dept	19.5	5.1	0.05	0.05	1	1		
				Range								
				Sampled_Date	16/09/2019	12/09/2019	05/12/2019	05/12/2019	05/12/2019	05/12/2019		
				Matrix_Description								
				UK Drinking Water Standards								
				UK Estuaries and coastal waters EQS								
				UK Freshwater EQS								
Chem_Group	ChemName	output unit	EQI									
Metals	Antimony	µg/L	1	5 <sup>#1</sup>			2.14	6.9	-	<1	-	<1
	Arsenic	µg/L	0.5	10 <sup>#1</sup>	25 <sup>#2</sup>	50 <sup>#2</sup>	0.937	30.2	-	2	-	<1
	Boron	µg/L	10	1000 <sup>#1</sup>	7000 <sup>#3</sup>	2000 <sup>#3</sup>	41.6	1250	-	70	-	390
	Cadmium	µg/L	0.02	5 <sup>#1</sup>	0.2 <sup>#4</sup>	0.08 <sup>#5</sup>	<0.08	<0.08	-	0.1	-	<0.02
	Chromium (hexavalent)	µg/L	3		0.6 <sup>#4</sup>	3.4 <sup>#4</sup>	<3	<3	-	<3	-	<3
	Chromium	µg/L	1	50 <sup>#1</sup>	0.6 <sup>#4</sup>	3.4 <sup>#6</sup>	<1	<1	-	<1	-	<1
	Chromium (Trivalent)	µg/L	3			4.7 <sup>#4</sup>	<3	<3	-	<3	-	<3
	Cobalt	µg/L	0.5		3 <sup>#7</sup>	3 <sup>#7</sup>	<0.5	1.65	-	<1	-	<1
	Copper	µg/L	0.3	2000 <sup>#1</sup>	3.78 <sup>#8</sup>	1161 <sup>#9</sup>	0.624	4.15	-	4	-	1
	Lead	µg/L	0.2	10 <sup>#1</sup>	1.3 <sup>#4</sup>	1.219 <sup>#9</sup>	<0.2	0.381	-	<1	-	<1
	Mercury	µg/L	0.01	1 <sup>#1</sup>	0.07(MAC) <sup>#10</sup>	0.07(MAC) <sup>#10</sup>	<0.01	<0.01	-	<0.03	-	0.09
	Molybdenum	µg/L	1	70 <sup>#11</sup>			3.54	22.5	-	5	-	2
	Nickel	µg/L	0.4	20 <sup>#1</sup>	8.6 <sup>#4</sup>	4161 <sup>#9</sup>	1.89	6.51	-	6	-	<1
	Selenium	µg/L	1	10 <sup>#1</sup>			<1	3.23	-	<1	-	<1
	Vanadium	µg/L	1		100 <sup>#12</sup>	20 <sup>#13</sup>	1.67	88.2	-	1	-	<1
Zinc	µg/L	1	3000 <sup>#14</sup>		10.9 <sup>#9</sup>	1.5	12.8	-	4	-	4	
Inorganics	Available Phosphate	mg/l	6				-	-	-	-	-	-
	Available Phosphorus	mg/l	2				-	-	-	-	-	-
	Ammoniacal Nitrogen as N	mg/L	0.002		0.02 <sup>#2</sup>	0.6 <sup>#15</sup>	1.69	3.51	0.16	0.15	0.04	0.04
	Calcium	mg/L	0.2				31.8	15.1	-	45	-	33
	Chloride	mg/L	1	250 <sup>#1</sup>		250 <sup>#3</sup>	193	593	-	15	-	35
	Cyanide (Free)	µg/L	2.5	50 <sup>#1</sup>	1 <sup>#2</sup>	1 <sup>#2</sup>	<2.5	<2.5	-	<20	-	<20
	Cyanide Total	µg/L	5	50 <sup>#1</sup>	1 <sup>#2</sup>	1 <sup>#2</sup>	<5	<5	-	20	-	<20
	cyanides-complex	µg/L	5	50 <sup>#1</sup>	1 <sup>#2</sup>	1 <sup>#2</sup>	<5	<5	-	-	-	-
	Fluoride	µg/L	100	1500 <sup>#1</sup>		5000 <sup>#7</sup>	<500	<500	-	2000	-	1400
	Magnesium	mg/L	0.036				7.78	18.6	-	5	-	12
Potassium	mg/L	0.2				6.99	43.1	-	28	-	<1	
Sodium	mg/L	0.076		200 <sup>#1</sup>		74.8	426	-	5	-	34	
Sulphate	mg/L	2	250(SO4) <sup>#17</sup>		400 <sup>#3</sup>	9.9	76.3	-	8	-	30	
Phenolics	Xylenols	µg/L	0.5				<0.5	2.19	-	-	-	-
	Trimethylphenols	µg/L	0.5				-	-	-	<0.5	-	<0.5
	Cresol Total	µg/L	0.5				<0.5	0.73	-	<0.5	-	<0.5
	Dimethylphenols	µg/L	0.5				-	-	-	<0.5	-	<0.5
	Phenol	µg/L	0.5	5800 <sup>#18</sup>	7.7 <sup>#2</sup>	7.7 <sup>#2</sup>	<0.5	<0.5	-	8.1	-	1
	Phenols Monohydric	µg/L	0.5				<0.5	2.92	-	-	-	-
Other	Temperature	°C					-	-	-	-	-	-
	Conductivity @ 25oC	mS/cm	0.01				-	-	-	0.346	-	0.402
	Conductivity @ 20oC	µS/cm	14				-	-	-	-	-	-
	pH (Lab)	pH Units	1	6.5-9.5 <sup>#1</sup>	6-8.5(MAC) <sup>#19</sup>	6-9(MAC) <sup>#19</sup>	-	-	-	8	-	7.9

Field_ID	Location_Code	Sample_Death_Range	Sampled_Date_Time	Matrix_Description
BH08008-X-19.50-ES-191016	BH08008	19.5	16/09/2019	UK Drinking Water Standards
BH08008-X-5.10-ES-191012	BH08008	5.1	12/09/2019	UK Estuaries and coastal waters EQS
BH08010-X-0.05-ES-191205	BH08010	0.05	05/12/2019	UK Freshwater EQS
BH08010-X-0.05-ES-191205	BH08010	0.05	05/12/2019	
BH08010-X-1.00-ES-191205	BH08010	1	05/12/2019	
BH08010-X-1.00-ES-191205	BH08010	1	05/12/2019	

Chem_Group	ChemName	output unit	EQL

**Environmental Standards Comments**

- #1:Water Supply (Water Quality) Regulations 2016.
- #2:Water Framework Directive (Standards and Classification) Directions (England and Wales) 2015.
- #3:Operational Targets and EQS. EA, April 2018
- #4:Water Framework Directive (Standards & Classification) Directions (England & Wales) 2015. Dissolved fraction.
- #5:Water Framework Directive (Standards & Classification) Directions (England & Wales) 2015. Dissolved fraction. Lowest criteria presented (<40mg/l of CaCO3). See 'further assessment' if criteria exceeded and hardness (CaCO3) data available.
- #6:Water Framework Directive (Standards and Classification) Directions (England and Wales) 2015. Dissolved Fraction. If hexavalent chromium (CrVI) data is available, a value of 4.7µg/l may be appropriate for the remaining trivalent chromium (CrIII).
- #7:Operational Targets and EQS. EA, April 2018. Dissolved fraction.
- #8:Water Framework Directive (Standards and Classification) Directions (England and Wales) 2015. Dissolved Fraction. If DOC >1mg/l then a higher criteria applies (3.76\*(2.677\*(DOC2+0.5))
- #9:Water Framework Directive (Standards & Classification) Directions (England & Wales) 2015. Dissolved & bioavailable (bio) fraction plus background. M-BAT tool to assess: <http://wfduk.org/resources/river-lakes-metal-bioavailability-assessment-tool-m-bat>
- #10:Water Framework Directive (Standards and Classification) Directions (England and Wales) 2015. Dissolved Fraction. MAC adopted in absence of AA value.
- #11:Guidelines for Drinking-water Quality, 4th Edition. WHO, 2011. Informal value.
- #12:Operational Targets and EQS. EA, April 2018.
- #13:Operational Targets and EQS. EA, April 2018. Lowest criteria presented (<200mg/l CaCO3). See 'further assessment' values if criteria exceeded and hardness (CaCO3) data available.
- #14:Guidelines for Drinking-water Quality, 4th Edition. WHO, 2011. Based on taste rather than a formal guideline.
- #15:Water Framework Directive (Standards and Classification) Directions (England and Wales) 2015. Indicator of 'good' status (90%ile) - Ammonia standard for lakes and rivers (total ammonia as nitrogen).
- #16:Operational Targets and EQS. EA, April 2018. Dissolved fraction. Lowest criteria presented (<50 mg/l CaCO3). See 'further assessment' values if criteria exceeded and hardness (CaCO3) data available.
- #17:Water Supply (Water Quality) Regulations 2016. As SO4.
- #18:US EPA Regional Screening Levels, May 2019. <https://www.epa.gov/risk/regional-screening-levels-rsls-generic-tables>
- #19:Operational Targets and EQS. EA, April 2018. Maximum Allowable Concentration (MAC) adopted in absence of Annual Average (AA) value.

**Legend**

36.2	Results exceeds GAC.
<50	Results MDL is greater than GAC.
-	Determinand has not been tested for.

**Notes**

A range is given where a determinand has been analysed for by more than one method.

				Field_ID	BH08010-X-17.50-ES-191210	BH08010-X-19.50-ES-191211	BH08011-X-0.10-ES-191203	BH08011-X-0.60-ES-191203	BH08011-X-2.00-ES-191204	BH08011-X-2.00-ES-191204
				Location_Code	BH08010	BH08010	BH08011	BH08011	BH08011	BH08011
				Sample_DePTH_Range	17.5	19.5	0.1	0.6	2	2
				Sampled_Date_Time	10/12/2019	11/12/2019	03/12/2019	03/12/2019	04/12/2019	04/12/2019
				Matrix_Description						
				UK Drinking Water Standards						
				UK Estuaries and coastal waters EQS						
				UK Freshwater EQS						
Chem_Group	ChemName	output unit	EQL							
Metals	Antimony	µg/L	1	5 <sup>#1</sup>			<1	5	<1	<1
	Arsenic	µg/L	0.5	10 <sup>#1</sup>	25 <sup>#2</sup>	50 <sup>#2</sup>	<1	2	2	<1
	Boron	µg/L	10	1000 <sup>#1</sup>	7000 <sup>#3</sup>	2000 <sup>#3</sup>	120	120	90	260
	Cadmium	µg/L	0.02	5 <sup>#1</sup>	0.2 <sup>#4</sup>	0.08 <sup>#5</sup>	<0.02	0.07	0.02	<0.02
	Chromium (hexavalent)	µg/L	3		0.6 <sup>#4</sup>	3.4 <sup>#4</sup>	<3	<3	<3	<3
	Chromium	µg/L	1	50 <sup>#1</sup>	0.6 <sup>#4</sup>	3.4 <sup>#6</sup>	<1	<1	<1	<1
	Chromium (Trivalent)	µg/L	3		4.7 <sup>#4</sup>	4.7 <sup>#4</sup>	<3	<3	-	-
	Cobalt	µg/L	0.5		3 <sup>#7</sup>	3 <sup>#7</sup>	<1	<1	<1	<1
	Copper	µg/L	0.3	2000 <sup>#1</sup>	3.76 <sup>#8</sup>	1(bio) <sup>#9</sup>	<1	4	5	<1
	Lead	µg/L	0.2	10 <sup>#1</sup>	1.3 <sup>#4</sup>	1.2(bio) <sup>#9</sup>	<1	<1	<1	<1
	Mercury	µg/L	0.01	1 <sup>#1</sup>	0.07(MAC) <sup>#10</sup>	0.07(MAC) <sup>#10</sup>	<0.03	0.06	0.04	<0.03
	Molybdenum	µg/L	1	70 <sup>#11</sup>			22	19	3	2
	Nickel	µg/L	0.4	20 <sup>#1</sup>	8.6 <sup>#4</sup>	4(bio) <sup>#9</sup>	1	2	6	<1
	Selenium	µg/L	1	10 <sup>#1</sup>			<1	<1	<1	<1
	Vanadium	µg/L	1		100 <sup>#12</sup>	20 <sup>#13</sup>	<1	98	3	<1
	Zinc	µg/L	1	3000 <sup>#14</sup>			3	2	4	<2
Inorganics	Available Phosphate	mg/l	6				76.6	-	-	-
	Available Phosphorus	mg/l	2				25	-	-	-
	Ammoniacal Nitrogen as N	mg/L	0.002		0.02 <sup>#2</sup>	0.6 <sup>#15</sup>	0.6	0.9	0.09	0.06
	Calcium	mg/L	0.2				25	24	53	26
	Chloride	mg/L	1	250 <sup>#1</sup>			116	157	8	7
	Cyanide (Free)	µg/L	2.5	50 <sup>#1</sup>	1 <sup>#2</sup>	250 <sup>#3</sup>	<20	<20	<20	<20
	Cyanide Total	µg/L	5	50 <sup>#1</sup>	1 <sup>#2</sup>	1 <sup>#2</sup>	<20	<20	<20	<20
	Cyanides-complex	µg/L	5	50 <sup>#1</sup>	1 <sup>#2</sup>	1 <sup>#2</sup>	-	-	-	-
	Fluoride	µg/L	100	1500 <sup>#1</sup>	5000 <sup>#7</sup>	1000 <sup>#16</sup>	300	400	1700	600
	Magnesium	mg/L	0.036				10	4	6	10
	Potassium	mg/L	0.2				9	9	23	<1
Sodium	mg/L	0.076		200 <sup>#1</sup>		85	91	4	15	
Sulphate	mg/L	2	250(SO4) <sup>#17</sup>		400 <sup>#3</sup>	36	52	18	18	
Phenolics	Xylenols	µg/L	0.5				-	-	-	-
	Trimethylphenols	µg/L	0.5				<0.5	<0.5	<0.5	<0.5
	Cresol Total	µg/L	0.5				<0.5	<0.5	<0.5	<0.5
	Dimethylphenols	µg/L	0.5				<0.5	<0.5	<0.5	<0.5
	Phenol	µg/L	0.5	5800 <sup>#18</sup>	7.7 <sup>#2</sup>	7.7 <sup>#2</sup>	<0.5	18.7	7.8	1.6
Phenols Monohydric	µg/L	0.5				<0.5			<0.5	
Other	Temperature	°C					-	-	-	-
	Conductivity @ 25oC	mS/cm	0.01				0.636	0.688	0.386	0.263
	Conductivity @ 20oC	µS/cm	14				-	-	-	-
	pH (Lab)	pH Units	1	6.5-9.5 <sup>#1</sup>	6-8.5(MAC) <sup>#19</sup>	6-9(MAC) <sup>#19</sup>	7.6	9.6	7.9	7.7

Field_ID	Location_Code	Sample_Depth_Range	Sampled_Date_Time	Matrix_Description
BH08010-X-17.50-ES-191210	BH08010	17.5	10/12/2019	UK Drinking Water Standards
BH08010-X-19.50-ES-191211	BH08010	19.5	11/12/2019	UK Estuaries and coastal waters EQS
BH08011-X-0.10-ES-191203	BH08011	0.1	03/12/2019	UK Freshwater EQS
BH08011-X-0.60-ES-191203	BH08011	0.6	03/12/2019	
BH08011-X-2.00-ES-191204	BH08011	2	04/12/2019	
BH08011-X-2.00-ES-191204	BH08011	2	04/12/2019	

Chem_Group	ChemName	output unit	EQL

**Environmental Standards Comments**

- #1:Water Supply (Water Quality) Regulations 2016.
- #2:Water Framework Directive (Standards and Classification) Directions (England and Wales) 2015.
- #3:Operational Targets and EQS. EA, April 2018
- #4:Water Framework Directive (Standards & Classification) Directions (England & Wales) 2015. Dissolved fraction.
- #5:Water Framework Directive (Standards & Classification) Directions (England & Wales) 2015. Dissolved fraction. Lowest criteria presented (<40mg/l of CaCO3). See 'further assessment' if criteria exceeded and hardness (CaCO3) data available.
- #6:Water Framework Directive (Standards and Classification) Directions (England and Wales) 2015. Dissolved Fraction. If hexavalent chromium (CrVI) data is available, a value of 4.7µg/l may be appropriate for the remaining trivalent chromium (CrIII).
- #7:Operational Targets and EQS. EA, April 2018. Dissolved fraction.
- #8:Water Framework Directive (Standards and Classification) Directions (England and Wales) 2015. Dissolved Fraction. If DOC >1mg/l then a higher criteria applies (3.76\*(2.677\*(DOC2+0.5))
- #9:Water Framework Directive (Standards & Classification) Directions (England & Wales) 2015. Dissolved & bioavailable (bio) fraction plus background. M-BAT tool to assess: <http://wfd.uk.org/resources/river-lakes-metal-bioavailability-assessment-tool-m-bat>
- #10:Water Framework Directive (Standards and Classification) Directions (England and Wales) 2015. Dissolved Fraction. MAC adopted in absence of AA value.
- #11:Guidelines for Drinking-water Quality, 4th Edition. WHO, 2011. Informal value.
- #12:Operational Targets and EQS. EA, April 2018.
- #13:Operational Targets and EQS. EA, April 2018. Lowest criteria presented (<200mg/l CaCO3). See 'further assessment' values if criteria exceeded and hardness (CaCO3) data available.
- #14:Guidelines for Drinking-water Quality, 4th Edition. WHO, 2011. Based on taste rather than a formal guideline.
- #15:Water Framework Directive (Standards and Classification) Directions (England and Wales) 2015. Indicator of 'good' status (90%ile) - Ammonia standard for lakes and rivers (total ammonia as nitrogen).
- #16:Operational Targets and EQS. EA, April 2018. Dissolved fraction. Lowest criteria presented (<50 mg/l CaCO3). See 'further assessment' values if criteria exceeded and hardness (CaCO3) data available.
- #17:Water Supply (Water Quality) Regulations 2016. As SO4.
- #18:US EPA Regional Screening Levels, May 2019. <https://www.epa.gov/risk/regional-screening-levels-rsls-generic-tables>
- #19:Operational Targets and EQS. EA, April 2018. Maximum Allowable Concentration (MAC) adopted in absence of Annual Average (AA) value.

**Legend**

36.2	Results exceeds GAC.
<50	Results MDL is greater than GAC.
-	Determinand has not been tested for.

**Notes**

A range is given where a determinand has been analysed for by more than one method.

				Field_ID	BH08013-X-0.10-ES-190916	BH08013-X-0.60-ES-190916	BH08013-X-1.20-ES-190916	BH08013-X-1.80-ES-190916	BH08013-X-12.60-ES-190918	BH08014-X-0.15-ES-191129
				Location_Code	BH08013	BH08013	BH08013	BH08013	BH08013	BH08014
				Sample_Death_Range	0.1	0.6	1.2	1.8	12.6	0.15
				Sampled_Date_Time	16/09/2019	16/09/2019	16/09/2019	16/09/2019	16/09/2019	29/11/2019
				Matrix_Description						
				UK Drinking Water Standards						
				UK Estuaries and coastal waters EQS						
				UK Freshwater EQS						
Chem_Group	ChemName	output unit	EQL							
Metals	Antimony	µg/L	1	5 <sup>#1</sup>						
	Arsenic	µg/L	0.5	10 <sup>#1</sup>						
	Boron	µg/L	10	1000 <sup>#1</sup>						
	Cadmium	µg/L	0.02	5 <sup>#1</sup>						
	Chromium (hexavalent)	µg/L	3	0.6 <sup>#4</sup>						
	Chromium	µg/L	1	50 <sup>#1</sup>						
	Chromium (Trivalent)	µg/L	3	0.6 <sup>#4</sup>						
	Cobalt	µg/L	0.5	3 <sup>#7</sup>						
	Copper	µg/L	0.3	2000 <sup>#1</sup>						
	Lead	µg/L	0.2	10 <sup>#1</sup>						
	Mercury	µg/L	0.01	1 <sup>#1</sup>						
	Molybdenum	µg/L	1	70 <sup>#11</sup>						
	Nickel	µg/L	0.4	20 <sup>#1</sup>						
	Selenium	µg/L	1	10 <sup>#1</sup>						
	Vanadium	µg/L	1	100 <sup>#12</sup>						
	Zinc	µg/L	1	3000 <sup>#14</sup>						
Inorganics	Available Phosphate	mg/l	6							
	Available Phosphorus	mg/l	2							
	Ammoniacal Nitrogen as N	mg/L	0.002							
	Calcium	mg/L	0.2							
	Chloride	mg/L	1							
	Cyanide (Free)	µg/L	2.5							
	Cyanide Total	µg/L	5							
	cyanides-complex	µg/L	5							
	Fluoride	µg/L	100							
	Magnesium	mg/L	0.036							
	Potassium	mg/L	0.2							
	Sodium	mg/L	0.076							
	Sulphate	mg/L	2							
Phenolics	Xylenols	µg/L	0.5							
	Trimethylphenols	µg/L	0.5							
	Cresol Total	µg/L	0.5							
	Dimethylphenols	µg/L	0.5							
	Phenol	µg/L	0.5							
	Phenols Monohydric	µg/L	0.5							
Other	Temperature	°C								
	Conductivity @ 25oC	mS/cm	0.01							
	Conductivity @ 20oC	µS/cm	14							
	pH (Lab)	pH Units	1							

Field_ID	Location_Code	Sample_Depth_Range	Sampled_Date_Time	Matrix_Description
BH08013-X-0.10-ES-190916	BH08013	0.1	16/09/2019	UK Drinking Water Standards
BH08013-X-0.60-ES-190916	BH08013	0.6	16/09/2019	UK Estuaries and coastal waters EQS
BH08013-X-1.20-ES-190916	BH08013	1.2	16/09/2019	UK Freshwater EQS
BH08013-X-1.80-ES-190916	BH08013	1.8	16/09/2019	
BH08013-X-12.60-ES-190918	BH08013	12.6	18/09/2019	
BH08014-X-0.15-ES-191129	BH08014	0.15	29/11/2019	

Chem_Group	ChemName	output unit	EQL

**Environmental Standards Comments**

- #1:Water Supply (Water Quality) Regulations 2016.
- #2:Water Framework Directive (Standards and Classification) Directions (England and Wales) 2015.
- #3:Operational Targets and EQS. EA, April 2018
- #4:Water Framework Directive (Standards & Classification) Directions (England & Wales) 2015. Dissolved fraction.
- #5:Water Framework Directive (Standards & Classification) Directions (England & Wales) 2015. Dissolved fraction. Lowest criteria presented (<40mg/l of CaCO3). See 'further assessment' if criteria exceeded and hardness (CaCO3) data available.
- #6:Water Framework Directive (Standards and Classification) Directions (England and Wales) 2015. Dissolved Fraction. If hexavalent chromium (CrVI) data is available, a value of 4.7µg/l may be appropriate for the remaining trivalent chromium (CrIII).
- #7:Operational Targets and EQS. EA, April 2018. Dissolved fraction.
- #8:Water Framework Directive (Standards and Classification) Directions (England and Wales) 2015. Dissolved Fraction. If DOC >1mg/l then a higher criteria applies (3.76\*(2.677\*(DOC2+0.5)))
- #9:Water Framework Directive (Standards & Classification) Directions (England & Wales) 2015. Dissolved & bioavailable (bio) fraction plus background. M-BAT tool to assess: <http://wfd.uk.org/resources/river-lakes-metal-bioavailability-assessment-tool-m-bat>
- #10:Water Framework Directive (Standards and Classification) Directions (England and Wales) 2015. Dissolved Fraction. MAC adopted in absence of AA value.
- #11:Guidelines for Drinking-water Quality, 4th Edition. WHO, 2011. Informal value.
- #12:Operational Targets and EQS. EA, April 2018.
- #13:Operational Targets and EQS. EA, April 2018. Lowest criteria presented (<200mg/l CaCO3). See 'further assessment' values if criteria exceeded and hardness (CaCO3) data available.
- #14:Guidelines for Drinking-water Quality, 4th Edition. WHO, 2011. Based on taste rather than a formal guideline.
- #15:Water Framework Directive (Standards and Classification) Directions (England and Wales) 2015. Indicator of 'good' status (90%ile) - Ammonia standard for lakes and rivers (total ammonia as nitrogen).
- #16:Operational Targets and EQS. EA, April 2018. Dissolved fraction. Lowest criteria presented (<50 mg/l CaCO3). See 'further assessment' values if criteria exceeded and hardness (CaCO3) data available.
- #17:Water Supply (Water Quality) Regulations 2016. As SO4.
- #18:US EPA Regional Screening Levels, May 2019. <https://www.epa.gov/risk/regional-screening-levels-rsls-generic-tables>
- #19:Operational Targets and EQS. EA, April 2018. Maximum Allowable Concentration (MAC) adopted in absence of Annual Average (AA) value.

**Legend**

36.2	Results exceeds GAC.
<50	Results MDL is greater than GAC.
-	Determinand has not been tested for.

**Notes**

A range is given where a determinand has been analysed for by more than one method.

		Field_ID	BH08014-X-14.60-ES-191204	BH08014-X-14.60-ES-191204	BH08014-X-28.90-ES-191212	BH08014-X-8.50-ES-191203	BH08018-X-0.10-ES-191204	BH08018-X-0.10-ES-191204				
		Location_Code	BH08014	BH08014	BH08014	BH08014	BH08018	BH08018				
		Sample_Death_Range	14.6	14.6	28.9	8.5	0.1	0.1				
		Sampled_Date_Time	04/12/2019	04/12/2019	12/12/2019	03/12/2019	04/12/2019	04/12/2019				
		Matrix_Description										
		UK Drinking Water Standards										
		UK Estuaries and coastal waters EQS										
		UK Freshwater EQS										
Chem_Group	ChemName	output unit	EQL									
Metals	Antimony	µg/L	1	5 <sup>#1</sup>		4	-	<1	4	-	<1	
	Arsenic	µg/L	0.5	10 <sup>#1</sup>	50 <sup>#2</sup>	1	-	<1	13	-	1	
	Boron	µg/L	10	1000 <sup>#1</sup>	7000 <sup>#3</sup>	2000 <sup>#3</sup>	180	-	80	1680	-	190
	Cadmium	µg/L	0.02	5 <sup>#1</sup>	0.2 <sup>#4</sup>	0.08 <sup>#5</sup>	<0.02	-	0.03	0.04	-	<0.02
	Chromium (hexavalent)	µg/L	3		0.6 <sup>#4</sup>	3.4 <sup>#4</sup>	<3	-	<3	<3	-	<3
	Chromium	µg/L	1	50 <sup>#1</sup>	0.6 <sup>#4</sup>	3.4 <sup>#6</sup>	<1	-	<1	<1	-	<1
	Chromium (Trivalent)	µg/L	3		4.7 <sup>#4</sup>	4.7 <sup>#4</sup>	-	-	-	-	-	-
	Cobalt	µg/L	0.5		3 <sup>#7</sup>	3 <sup>#7</sup>	<1	-	<1	<1	-	<1
	Copper	µg/L	0.3	2000 <sup>#1</sup>	3.76 <sup>#8</sup>	1(bio) <sup>#9</sup>	<1	-	<1	<1	-	4
	Lead	µg/L	0.2	10 <sup>#1</sup>	1.3 <sup>#4</sup>	1.2(bio) <sup>#9</sup>	<1	-	<1	<1	-	<1
	Mercury	µg/L	0.01	1 <sup>#1</sup>	0.07(MAC) <sup>#10</sup>	0.07(MAC) <sup>#10</sup>	<0.03	-	0.22	<0.03	-	0.06
	Molybdenum	µg/L	1	70 <sup>#11</sup>		51	19	-	19	-	-	1
	Nickel	µg/L	0.4	20 <sup>#1</sup>	8.6 <sup>#4</sup>	4(bio) <sup>#9</sup>	2	-	<1	2	-	8
	Selenium	µg/L	1	10 <sup>#1</sup>		2	2	-	<1	2	-	<1
	Vanadium	µg/L	1		100 <sup>#12</sup>	20 <sup>#13</sup>	2	-	<1	10	-	<1
Zinc	µg/L	1	3000 <sup>#14</sup>		10.9(bio) <sup>#9</sup>	2	-	3	7	-	4	
Inorganics	Available Phosphate	mg/l	6			-	-	-	-	-	-	
	Available Phosphorus	mg/l	2			-	-	-	-	-	-	
	Ammoniacal Nitrogen as N	mg/L	0.002		0.02 <sup>#2</sup>	0.6 <sup>#15</sup>	5.4	5.4	0.04	26.8	0.17	0.17
	Calcium	mg/L	0.2			21	-	33	75	-	16	
	Chloride	mg/L	1	250 <sup>#1</sup>		110	-	168	2210	-	8	
	Cyanide (Free)	µg/L	2.5	50 <sup>#1</sup>	1 <sup>#2</sup>	<20	-	<20	<20	-	30	
	Cyanide Total	µg/L	5	50 <sup>#1</sup>	1 <sup>#2</sup>	<20	-	<20	<20	-	<20	
	cyanides-complex	µg/L	5	50 <sup>#1</sup>	1 <sup>#2</sup>	<20	-	<20	<20	-	<20	
	Fluoride	µg/L	100	1500 <sup>#1</sup>	5000 <sup>#7</sup>	1000 <sup>#16</sup>	600	-	400	300	-	1800
	Magnesium	mg/L	0.036			10	-	9	116	-	10	
Potassium	mg/L	0.2			20	-	8	118	-	3		
Sodium	mg/L	0.076		200 <sup>#1</sup>	101	-	101	1680	-	9		
Sulphate	mg/L	2	250(SO4) <sup>#17</sup>		400 <sup>#3</sup>	91	-	211	-	24		
Phenolics	Xylenols	µg/L	0.5			-	-	-	-	-	-	
	Trimethylphenols	µg/L	0.5			<0.5	-	<0.5	<0.5	-	<0.5	
	Cresol Total	µg/L	0.5			<0.5	-	<0.5	5.7	-	<0.5	
	Dimethylphenols	µg/L	0.5			<0.5	-	<0.5	2.7	-	<0.5	
	Phenol	µg/L	0.5	5800 <sup>#18</sup>	7.7 <sup>#2</sup>	7.7 <sup>#2</sup>	12.8	-	3.1	7.8	-	11.5
Phenols Monohydric	µg/L	0.5										
Other	Temperature	°C				-	-	-	-	-	-	
	Conductivity @ 25oC	mS/cm	0.01			0.774	-	0.8	8.34	-	0.239	
	Conductivity @ 20oC	µS/cm	14			-	-	-	-	-	-	
	pH (Lab)	pH Units	1	6.5-9.5 <sup>#1</sup>	6-8.5(MAC) <sup>#19</sup>	6-9(MAC) <sup>#19</sup>	8.2	-	7.3	8.2	-	7.4

Field_ID	BH08014-X-14.60-ES-191204	BH08014-X-14.60-ES-191204	BH08014-X-28.90-ES-191212	BH08014-X-8.50-ES-191203	BH08018-X-0.10-ES-191204	BH08018-X-0.10-ES-191204
Location_Code	BH08014	BH08014	BH08014	BH08014	BH08018	BH08018
Sample_Depth_Range	14.6	14.6	23.9	8.5	0.1	0.1
Sampled_Date_Time	04/12/2019	04/12/2019	12/12/2019	03/12/2019	04/12/2019	04/12/2019
Matrix_Description	UK Drinking Water Standards	UK Estuaries and coastal waters EQS	UK Freshwater EQS			

Chem_Group	ChemName	output unit	EQL
------------	----------	-------------	-----

**Environmental Standards Comments**

- #1:Water Supply (Water Quality) Regulations 2016.
- #2:Water Framework Directive (Standards and Classification) Directions (England and Wales) 2015.
- #3:Operational Targets and EQS. EA, April 2018
- #4:Water Framework Directive (Standards & Classification) Directions (England & Wales) 2015. Dissolved fraction.
- #5:Water Framework Directive (Standards & Classification) Directions (England & Wales) 2015. Dissolved fraction. Lowest criteria presented (<40mg/l of CaCO3). See 'further assessment' if criteria exceeded and hardness (CaCO3) data available.
- #6:Water Framework Directive (Standards and Classification) Directions (England and Wales) 2015. Dissolved Fraction. If hexavalent chromium (CrVI) data is available, a value of 4.7µg/l may be appropriate for the remaining trivalent chromium (CrIII).
- #7:Operational Targets and EQS. EA, April 2018. Dissolved fraction.
- #8:Water Framework Directive (Standards and Classification) Directions (England and Wales) 2015. Dissolved Fraction. If DOC >1mg/l then a higher criteria applies (3.76\*(2.677\*(DOC2+0.5))
- #9:Water Framework Directive (Standards & Classification) Directions (England & Wales) 2015. Dissolved & bioavailable (bio) fraction plus background. M-BAT tool to assess: <http://wfd.uk.org/resources/river-lakes-metal-bioavailability-assessment-tool-m-bat>
- #10:Water Framework Directive (Standards and Classification) Directions (England and Wales) 2015. Dissolved Fraction. MAC adopted in absence of AA value.
- #11:Guidelines for Drinking-water Quality, 4th Edition. WHO, 2011. Informal value.
- #12:Operational Targets and EQS. EA, April 2018.
- #13:Operational Targets and EQS. EA, April 2018. Lowest criteria presented (<200mg/l CaCO3). See 'further assessment' values if criteria exceeded and hardness (CaCO3) data available.
- #14:Guidelines for Drinking-water Quality, 4th Edition. WHO, 2011. Based on taste rather than a formal guideline.
- #15:Water Framework Directive (Standards and Classification) Directions (England and Wales) 2015. Indicator of 'good' status (90%ile) - Ammonia standard for lakes and rivers (total ammonia as nitrogen).
- #16:Operational Targets and EQS. EA, April 2018. Dissolved fraction. Lowest criteria presented (<50 mg/l CaCO3). See 'further assessment' values if criteria exceeded and hardness (CaCO3) data available.
- #17:Water Supply (Water Quality) Regulations 2016. As SO4.
- #18:US EPA Regional Screening Levels, May 2019. <https://www.epa.gov/risk/regional-screening-levels-rsls-generic-tables>
- #19:Operational Targets and EQS. EA, April 2018. Maximum Allowable Concentration (MAC) adopted in absence of Annual Average (AA) value.

**Legend**

36.2	Results exceeds GAC.
<50	Results MDL is greater than GAC.
-	Determinand has not been tested for.

**Notes**

A range is given where a determinand has been analysed for by more than one method.



				Field_ID	BH08018-X-0.60-ES-191204	BH08018-X-0.60-ES-191204	BH08018-X-1.90-ES-191210	BH08018-X-12.60-ES-191211	BH08018-X-16.50-ES-191212	BH08018-X-19.80-ES-191212
				Location_Code	BH08018	BH08018	BH08018	BH08018	BH08018	BH08018
				Sample_Death_Range	0.6	0.6	1.9	12.6	16.5	19.8
				Sampled_Date_Time	04/12/2019	04/12/2019	10/12/2019	11/12/2019	12/12/2019	12/12/2019
				Matrix_Description						
				UK Drinking Water Standards						
				UK Estuaries and coastal waters EQS						
				UK Freshwater EQS						
Chem_Group	ChemName	output unit	EQL							
Metals	Antimony	µg/L	1	5 <sup>#1</sup>	-	<1	1	2	1	<1
	Arsenic	µg/L	0.5	10 <sup>#1</sup>	25 <sup>#2</sup>	50 <sup>#2</sup>	4	2	10	<1
	Boron	µg/L	10	1000 <sup>#1</sup>	7000 <sup>#3</sup>	2000 <sup>#3</sup>	150	450	830	300
	Cadmium	µg/L	0.02	5 <sup>#1</sup>	0.2 <sup>#4</sup>	0.08 <sup>#5</sup>	<0.02	0.03	0.07	0.03
	Chromium (hexavalent)	µg/L	3		0.6 <sup>#4</sup>	3.4 <sup>#6</sup>	<3	<3	<3	<3
	Chromium	µg/L	1	50 <sup>#1</sup>	0.6 <sup>#4</sup>	3.4 <sup>#6</sup>	<1	<1	<1	<1
	Chromium (Trivalent)	µg/L	3		4.7 <sup>#4</sup>	4.7 <sup>#4</sup>	<1	<1	<1	<1
	Cobalt	µg/L	0.5		3 <sup>#7</sup>	3 <sup>#7</sup>	<1	<1	<1	<1
	Copper	µg/L	0.3	2000 <sup>#1</sup>	3.76 <sup>#8</sup>	1(bio) <sup>#9</sup>	8	<1	<1	2
	Lead	µg/L	0.2	10 <sup>#1</sup>	1.3 <sup>#4</sup>	1.2(bio) <sup>#9</sup>	<1	<1	<1	<1
	Mercury	µg/L	0.01	1 <sup>#1</sup>	0.07(MAC) <sup>#10</sup>	0.07(MAC) <sup>#10</sup>	<0.03	0.06	<0.03	<0.03
	Molybdenum	µg/L	1	70 <sup>#11</sup>			8	8	22	29
	Nickel	µg/L	0.4	20 <sup>#1</sup>	8.6 <sup>#4</sup>	4(bio) <sup>#9</sup>	11	1	<1	4
	Selenium	µg/L	1	10 <sup>#1</sup>			1	<1	<1	<1
	Vanadium	µg/L	1		100 <sup>#12</sup>	20 <sup>#13</sup>	4	3	6	<1
Zinc	µg/L	1	3000 <sup>#14</sup>		10.9(bio) <sup>#9</sup>	5	3	2	7	
Inorganics	Available Phosphate	mg/l	6							
	Available Phosphorus	mg/l	2							
	Ammoniacal Nitrogen as N	mg/L	0.002		0.02 <sup>#2</sup>	0.6 <sup>#15</sup>	0.13	0.7	8.9	1.8
	Calcium	mg/L	0.2				60	420	33	119
	Chloride	mg/L	1	250 <sup>#1</sup>			17	112	1290	118
	Cyanide (Free)	µg/L	2.5	50 <sup>#1</sup>	1 <sup>#2</sup>	250 <sup>#3</sup>	20	<20	<20	<20
	Cyanide Total	µg/L	5	50 <sup>#1</sup>	1 <sup>#2</sup>	1 <sup>#2</sup>	<20	<20	<20	<20
	cyanides-complex	µg/L	5	50 <sup>#1</sup>	1 <sup>#2</sup>	1 <sup>#2</sup>	<20	<20	<20	<20
	Fluoride	µg/L	100	1500 <sup>#1</sup>	5000 <sup>#7</sup>	1000 <sup>#16</sup>	2100	700	300	400
	Magnesium	mg/L	0.036				8	118	67	18
	Potassium	mg/L	0.2				21	96	86	22
Sodium	mg/L	0.076		200 <sup>#1</sup>		8	133	986	100	
Sulphate	mg/L	2	250(SO4) <sup>#17</sup>		400 <sup>#3</sup>	32	1620	156	326	
Phenolics	Xylenols	µg/L	0.5							
	Trimethylphenols	µg/L	0.5				<0.5	<0.5	<0.5	<0.5
	Cresol Total	µg/L	0.5				<0.5	<0.5	<0.5	<0.5
	Dimethylphenols	µg/L	0.5				<0.5	<0.5	<0.5	<0.5
	Phenol	µg/L	0.5	5800 <sup>#18</sup>	7.7 <sup>#2</sup>	7.7 <sup>#2</sup>	7.1	2.3	2.8	5.5
	Phenols Monohydric	µg/L	0.5							
Other	Temperature	°C								
	Conductivity @ 25oC	mS/cm	0.01				0.436	2.84	5.06	1.18
	Conductivity @ 20oC	µS/cm	14							0.681
	pH (Lab)	pH Units	1	6.5-9.5 <sup>#1</sup>	6-8.5(MAC) <sup>#19</sup>	6-9(MAC) <sup>#19</sup>	7.9	7.3	8.2	7.4

Field_ID	Location_Code	Sample_Depth_Range	Sampled_Date_Time	Matrix_Description
BH08018-X-0.60-ES-191204	BH08018	0.6	04/12/2019	UK Drinking Water Standards
BH08018-X-0.60-ES-191204	BH08018	0.6	04/12/2019	UK Estuaries and coastal waters EQS
BH08018-X-1.90-ES-191210	BH08018	1.9	10/12/2019	UK Freshwater EQS
BH08018-X-12.60-ES-191211	BH08018	12.6	11/12/2019	
BH08018-X-16.50-ES-191212	BH08018	16.5	12/12/2019	
BH08018-X-19.80-ES-191212	BH08018	19.8	12/12/2019	

Chem_Group	ChemName	output unit	EQL

**Environmental Standards Comments**

- #1:Water Supply (Water Quality) Regulations 2016.
- #2:Water Framework Directive (Standards and Classification) Directions (England and Wales) 2015.
- #3:Operational Targets and EQS. EA, April 2018
- #4:Water Framework Directive (Standards & Classification) Directions (England & Wales) 2015. Dissolved fraction.
- #5:Water Framework Directive (Standards & Classification) Directions (England & Wales) 2015. Dissolved fraction. Lowest criteria presented (<40mg/l of CaCO3). See 'further assessment' if criteria exceeded and hardness (CaCO3) data available.
- #6:Water Framework Directive (Standards and Classification) Directions (England and Wales) 2015. Dissolved Fraction. If hexavalent chromium (CrVI) data is available, a value of 4.7µg/l may be appropriate for the remaining trivalent chromium (CrIII).
- #7:Operational Targets and EQS. EA, April 2018. Dissolved fraction.
- #8:Water Framework Directive (Standards and Classification) Directions (England and Wales) 2015. Dissolved Fraction. If DOC >1mg/l then a higher criteria applies (3.76\*(2.677\*(DOC2+0.5)))
- #9:Water Framework Directive (Standards & Classification) Directions (England & Wales) 2015. Dissolved & bioavailable (bio) fraction plus background. M-BAT tool to assess: <http://wfd.uk.org/resources/river-lakes-metal-bioavailability-assessment-tool-m-bat>
- #10:Water Framework Directive (Standards and Classification) Directions (England and Wales) 2015. Dissolved Fraction. MAC adopted in absence of AA value.
- #11:Guidelines for Drinking-water Quality, 4th Edition. WHO, 2011. Informal value.
- #12:Operational Targets and EQS. EA, April 2018.
- #13:Operational Targets and EQS. EA, April 2018. Lowest criteria presented (<200mg/l CaCO3). See 'further assessment' values if criteria exceeded and hardness (CaCO3) data available.
- #14:Guidelines for Drinking-water Quality, 4th Edition. WHO, 2011. Based on taste rather than a formal guideline.
- #15:Water Framework Directive (Standards and Classification) Directions (England and Wales) 2015. Indicator of 'good' status (90%ile) - Ammonia standard for lakes and rivers (total ammonia as nitrogen).
- #16:Operational Targets and EQS. EA, April 2018. Dissolved fraction. Lowest criteria presented (<50 mg/l CaCO3). See 'further assessment' values if criteria exceeded and hardness (CaCO3) data available.
- #17:Water Supply (Water Quality) Regulations 2016. As SO4.
- #18:US EPA Regional Screening Levels, May 2019. <https://www.epa.gov/risk/regional-screening-levels-rsls-generic-tables>
- #19:Operational Targets and EQS. EA, April 2018. Maximum Allowable Concentration (MAC) adopted in absence of Annual Average (AA) value.

**Legend**

36.2	Results exceeds GAC.
<50	Results MDL is greater than GAC.
-	Determinand has not been tested for.

**Notes**

A range is given where a determinand has been analysed for by more than one method.

				Field_ID	BH08018-X-24.05-ES-191218	BH08018-X-5.60-ES-191210	BH08019-X-0.10-ES-191120	BH08019-X-0.60-ES-191120	BH08019-X-22.24-ES-191209	BH08019-X-3.60-ES-191125		
				Location_Code	BH08018	BH08018	BH08019	BH08019	BH08019	BH08019		
				Sample_Death_Range	24.05	5.6	0.1	0.6	22.24	3.6		
				Sampled_Date_Time	18/12/2019	10/12/2019	20/11/2019	20/11/2019	09/12/2019	25/11/2019		
				Matrix_Description								
				UK Drinking Water Standards								
				UK Estuaries and coastal waters EQS								
				UK Freshwater EQS								
Chem_Group	ChemName	output unit	EQL									
Metals	Antimony	µg/L	1	5 <sup>#1</sup>			<1	2	<1	<1	4	1
	Arsenic	µg/L	0.5	10 <sup>#1</sup>	25 <sup>#2</sup>	50 <sup>#2</sup>	2	8	<1	<1	10	10
	Boron	µg/L	10	1000 <sup>#1</sup>	7000 <sup>#3</sup>	2000 <sup>#3</sup>	50	870	180	650	130	3660
	Cadmium	µg/L	0.02	5 <sup>#1</sup>	0.2 <sup>#4</sup>	0.08 <sup>#5</sup>	0.02	<0.02	<0.02	<0.02	<0.02	<0.02
	Chromium (hexavalent)	µg/L	3		3.4 <sup>#4</sup>		<3	<3	<3		10	<3
	Chromium	µg/L	1	50 <sup>#1</sup>	0.6 <sup>#4</sup>	3.4 <sup>#6</sup>	<1	<1	<1	<1	10	<1
	Chromium (Trivalent)	µg/L	3		4.7 <sup>#4</sup>		-	-	-	-	-	-
	Cobalt	µg/L	0.5		3 <sup>#7</sup>		<1	<1	<1	<1	<1	<1
	Copper	µg/L	0.3	2000 <sup>#1</sup>	3.78 <sup>#8</sup>	1(bio) <sup>#9</sup>	<1	<1	7	2	6	<1
	Lead	µg/L	0.2	10 <sup>#1</sup>	1.3 <sup>#4</sup>	1.2(bio) <sup>#9</sup>	<1	<1	<1	<1	<1	<1
	Mercury	µg/L	0.01	1 <sup>#1</sup>	0.07(MAC) <sup>#10</sup>	0.07(MAC) <sup>#10</sup>	<0.03	<0.03	<0.03	<0.03	<0.03	<0.03
	Molybdenum	µg/L	1	70 <sup>#11</sup>			29	16	5	12	12	2
	Nickel	µg/L	0.4	20 <sup>#1</sup>	8.6 <sup>#4</sup>	4(bio) <sup>#9</sup>	2	2	6	1	<1	<1
	Selenium	µg/L	1	10 <sup>#1</sup>			<1	<1	<1	<1	<1	<1
Vanadium	µg/L	1		100 <sup>#12</sup>	20 <sup>#13</sup>	<1	10	2	<1	6	<1	
Zinc	µg/L	1	3000 <sup>#14</sup>		10.9(bio) <sup>#9</sup>	2	<2	5	3	2	2	
Inorganics	Available Phosphate	mg/l	6			-	-	-	-	-	-	-
	Available Phosphorus	mg/l	2			-	-	-	-	-	-	-
	Ammoniacal Nitrogen as N	mg/L	0.002		0.02 <sup>#2</sup>	0.6 <sup>#15</sup>	0.03	1.2	0.09	0.08	0.1	6.2
	Calcium	mg/L	0.2				31	61	36	66	86	34
	Chloride	mg/L	1	250 <sup>#1</sup>			66	229	7	32	32	1160
	Cyanide (Free)	µg/L	2.5	50 <sup>#1</sup>	1 <sup>#2</sup>	250 <sup>#3</sup>	<20	<20	<20	<20	<20	<20
	Cyanide Total	µg/L	5	50 <sup>#1</sup>	1 <sup>#2</sup>	250 <sup>#3</sup>	<20	<20	<20	<20	<20	<20
	Cyanides-complex	µg/L	5	50 <sup>#1</sup>	1 <sup>#2</sup>	250 <sup>#3</sup>	<20	<20	<20	<20	<20	<20
	Fluoride	µg/L	100	1500 <sup>#1</sup>	5000 <sup>#7</sup>	1000 <sup>#16</sup>	300	700	2100	2400	400	400
	Magnesium	mg/L	0.036				7	60	6	41	<1	47
	Potassium	mg/L	0.2				4	71	13	14	11	48
Sodium	mg/L	0.076	200 <sup>#1</sup>			37	251	6	97	23	834	
Sulphate	mg/L	2	250(SO4) <sup>#17</sup>		400 <sup>#3</sup>	21	443	11	337	136	180	
Phenolics	Xylenols	µg/L	0.5			-	-	-	-	-	-	-
	Trimethylphenols	µg/L	0.5			<0.5	<0.5	<0.5	<0.5	<0.5	<0.5	<0.5
	Cresol Total	µg/L	0.5			<0.5	1.4	<0.5	<0.5	2.5	<0.5	<0.5
	Dimethylphenols	µg/L	0.5			<0.5	<0.5	<0.5	<0.5	<0.5	<0.5	<0.5
	Phenol	µg/L	0.5	5800 <sup>#18</sup>	7.7 <sup>#2</sup>		1.1	20	12.5	9	70.4	6.7
Phenols Monohydric	µg/L	0.5										
Other	Temperature	°C				-	-	-	-	-	-	-
	Conductivity @ 25oC	mS/cm	0.01			0.42	1.98	0.286	1.07	0.492	3.3	
	Conductivity @ 20oC	µS/cm	14			-	-	-	-	-	-	
	pH (Lab)	pH Units	1	6.5-9.5 <sup>#1</sup>	6-8.5(MAC) <sup>#19</sup>	6-9(MAC) <sup>#19</sup>	7.8	7.7	8.2	8.1	10.3	8.2

Field_ID	Location_Code	Sample_Depth_Range	Sampled_Date_Time	Matrix_Description
BH08018-X-24.05-ES-191218	BH08018	24.05	19/12/2019	UK Drinking Water Standards
BH08018-X-5.60-ES-191210	BH08018	5.6	10/12/2019	UK Estuaries and coastal waters EQS
BH08019-X-0.10-ES-191120	BH08019	0.1	20/11/2019	UK Freshwater EQS
BH08019-X-0.60-ES-191120	BH08019	0.6	20/11/2019	
BH08019-X-22.24-ES-191209	BH08019	22.24	09/12/2019	
BH08019-X-3.60-ES-191125	BH08019	3.6	25/11/2019	

Chem_Group	ChemName	output unit	EQL

**Environmental Standards Comments**

- #1:Water Supply (Water Quality) Regulations 2016.
- #2:Water Framework Directive (Standards and Classification) Directions (England and Wales) 2015.
- #3:Operational Targets and EQS. EA, April 2018
- #4:Water Framework Directive (Standards & Classification) Directions (England & Wales) 2015. Dissolved fraction.
- #5:Water Framework Directive (Standards & Classification) Directions (England & Wales) 2015. Dissolved fraction. Lowest criteria presented (<40mg/l of CaCO3). See 'further assessment' if criteria exceeded and hardness (CaCO3) data available.
- #6:Water Framework Directive (Standards and Classification) Directions (England and Wales) 2015. Dissolved Fraction. If hexavalent chromium (CrVI) data is available, a value of 4.7µg/l may be appropriate for the remaining trivalent chromium (CrIII).
- #7:Operational Targets and EQS. EA, April 2018. Dissolved fraction.
- #8:Water Framework Directive (Standards and Classification) Directions (England and Wales) 2015. Dissolved Fraction. If DOC >1mg/l then a higher criteria applies (3.76\*(2.677\*(DOC2+0.5))
- #9:Water Framework Directive (Standards & Classification) Directions (England & Wales) 2015. Dissolved & bioavailable (bio) fraction plus background. M-BAT tool to assess: <http://wfd.uk.org/resources/river-lakes-metal-bioavailability-assessment-tool-m-bat>
- #10:Water Framework Directive (Standards and Classification) Directions (England and Wales) 2015. Dissolved Fraction. MAC adopted in absence of AA value.
- #11:Guidelines for Drinking-water Quality, 4th Edition. WHO, 2011. Informal value.
- #12:Operational Targets and EQS. EA, April 2018.
- #13:Operational Targets and EQS. EA, April 2018. Lowest criteria presented (<200mg/l CaCO3). See 'further assessment' values if criteria exceeded and hardness (CaCO3) data available.
- #14:Guidelines for Drinking-water Quality, 4th Edition. WHO, 2011. Based on taste rather than a formal guideline.
- #15:Water Framework Directive (Standards and Classification) Directions (England and Wales) 2015. Indicator of 'good' status (90%ile) - Ammonia standard for lakes and rivers (total ammonia as nitrogen).
- #16:Operational Targets and EQS. EA, April 2018. Dissolved fraction. Lowest criteria presented (<50 mg/l CaCO3). See 'further assessment' values if criteria exceeded and hardness (CaCO3) data available.
- #17:Water Supply (Water Quality) Regulations 2016. As SO4.
- #18:US EPA Regional Screening Levels, May 2019. <https://www.epa.gov/risk/regional-screening-levels-rsls-generic-tables>
- #19:Operational Targets and EQS. EA, April 2018. Maximum Allowable Concentration (MAC) adopted in absence of Annual Average (AA) value.

**Legend**

36.2	Results exceeds GAC.
<50	Results MDL is greater than GAC.
-	Determinand has not been tested for.

**Notes**

A range is given where a determinand has been analysed for by more than one method.

				Field_ID	BH08019-X-5.60-ES-191125	BH08020-X-0.10-ES-191120	BH08020-X-0.60-ES-191120	BH08020-X-9.40-ES-191209	BH08022-X-0.10-ES-200108	BH08022-X-1.00-ES-200108		
				Location_Code	BH08019	BH08020	BH08020	BH08020	BH08022	BH08022		
				Sample_Dept	5.6	0.1	0.6	9.4	0.1	1		
				Sample_Dept_Range								
				Sampled_Date_Time	25/11/2019	20/11/2019	20/11/2019	09/12/2019	08/01/2020	08/01/2020		
				Matrix_Description								
				UK Drinking Water Standards								
				UK Estuaries and coastal waters EQS								
				UK Freshwater EQS								
Chem_Group	ChemName	output unit	EQI									
Metals	Antimony	µg/L	1	5 <sup>#1</sup>		5	<1	<1	<1	1	-	
	Arsenic	µg/L	0.5	10 <sup>#1</sup>	25 <sup>#2</sup>	23	4	2	<1	3	-	
	Boron	µg/L	10	1000 <sup>#1</sup>	7000 <sup>#3</sup>	260	400	780	40	140	-	
	Cadmium	µg/L	0.02	5 <sup>#1</sup>	0.2 <sup>#4</sup>	0.08 <sup>#5</sup>	0.03	<0.02	<0.02	0.09	-	
	Chromium (hexavalent)	µg/L	3		0.6 <sup>#4</sup>	<3	<3	<3	<3		-	
	Chromium	µg/L	1	50 <sup>#1</sup>	0.6 <sup>#4</sup>	4	<1	<1	<1	<1	-	
	Chromium (Trivalent)	µg/L	3		4.7 <sup>#4</sup>	-	<3	<3	<3	<3	-	
	Cobalt	µg/L	0.5		3 <sup>#7</sup>	2	<1	<1	<1	4	-	
	Copper	µg/L	0.3	2000 <sup>#1</sup>	3.76 <sup>#8</sup>	<1	6	5	<1	19	-	
	Lead	µg/L	0.2	10 <sup>#1</sup>	1.3 <sup>#4</sup>	<1	<1	<1	<1	<1	-	
	Mercury	µg/L	0.01	1 <sup>#1</sup>	0.07(MAC) <sup>#10</sup>	0.07(MAC) <sup>#10</sup>	<0.03	0.04	<0.03	<0.03	-	
	Molybdenum	µg/L	1	70 <sup>#11</sup>	10	10	6	10	<1	5	-	
	Nickel	µg/L	0.4	20 <sup>#1</sup>	8.6 <sup>#4</sup>	4(bio) <sup>#9</sup>	37	7	3	<1	21	-
	Selenium	µg/L	1	10 <sup>#1</sup>		3	<1	1	<1	1	-	
	Vanadium	µg/L	1		100 <sup>#12</sup>	20 <sup>#13</sup>	59	6	1	<1	3	-
	Zinc	µg/L	1	3000 <sup>#14</sup>		10.9(bio) <sup>#9</sup>	3	4	4	<2	2	-
Inorganics	Available Phosphate	mg/l	6			-	-	-	-	-	-	
	Available Phosphorus	mg/l	2			-	-	-	-	-	-	
	Ammoniacal Nitrogen as N	mg/L	0.002		0.02 <sup>#2</sup>	0.6 <sup>#15</sup>	4.9	0.1	0.06	0.06	0.6	0.8
	Calcium	mg/L	0.2			14	33	25	34	58	-	
	Chloride	mg/L	1	250 <sup>#1</sup>		250 <sup>#3</sup>	<20	20	66	22	4	-
	Cyanide (Free)	µg/L	2.5	50 <sup>#1</sup>	1 <sup>#2</sup>	1 <sup>#2</sup>	<20	<20	<20	<20	20	-
	Cyanide Total	µg/L	5	50 <sup>#1</sup>	1 <sup>#2</sup>	1 <sup>#2</sup>	<20	<20	<20	<20	<20	-
	cyanides-complex	µg/L	5	50 <sup>#1</sup>	1 <sup>#2</sup>	1 <sup>#2</sup>	-	-	-	-	-	-
	Fluoride	µg/L	100	1500 <sup>#1</sup>	5000 <sup>#7</sup>	1000 <sup>#16</sup>	900	1800	2800	300	2200	-
	Magnesium	mg/L	0.036			12	9	19	7	11	-	
Potassium	mg/L	0.2			23	14	16	9	19	-		
Sodium	mg/L	0.076		200 <sup>#1</sup>	329	16	113	16	6	-		
Sulphate	mg/L	2	250(SO4) <sup>#17</sup>		400 <sup>#3</sup>	654	18	183	40	13	-	
Phenolics	Xylenols	µg/L	0.5			-	-	-	-	-	-	
	Trimethylphenols	µg/L	0.5			<0.5	<0.5	<0.5	<0.5	<0.5	-	
	Cresol Total	µg/L	0.5			<0.5	<0.5	<0.5	<0.5	<0.5	-	
	Dimethylphenols	µg/L	0.5			<0.5	<0.5	<0.5	<0.5	<0.5	-	
	Phenol	µg/L	0.5	5800 <sup>#18</sup>	7.7 <sup>#2</sup>	7.7 <sup>#2</sup>	4.9	13.9	2	<0.5	8.7	-
	Phenols Monohydric	µg/L	0.5									
Other	Temperature	°C				-	-	-	-	-	-	
	Conductivity @ 25oC	mS/cm	0.01			1.66	0.342	0.842	0.313	0.38	-	
	Conductivity @ 20oC	µS/cm	14			-	-	-	-	-	-	
	pH (Lab)	pH Units	1	6.5-9.5 <sup>#1</sup>	6-8.5(MAC) <sup>#19</sup>	6-9(MAC) <sup>#19</sup>	9.2	8.3	8	7.4	8.1	-

Field_ID	Location_Code	Sample_Depth_Range	Sampled_Date_Time	Matrix_Description
BH08019-X-5.60-ES-191125	BH08019	5.6	25/11/2019	UK Drinking Water Standards
BH08020-X-0.10-ES-191120	BH08020	0.1	20/11/2019	UK Estuaries and coastal waters EQS
BH08020-X-0.60-ES-191120	BH08020	0.6	20/11/2019	UK Freshwater EQS
BH08020-X-9.40-ES-191209	BH08020	9.4	09/12/2019	
BH08022-X-0.10-ES-200108	BH08022	0.1	08/01/2020	
BH08022-X-1.00-ES-200108	BH08022	1	08/01/2020	

Chem_Group	ChemName	output unit	EQL

**Environmental Standards Comments**

- #1:Water Supply (Water Quality) Regulations 2016.
- #2:Water Framework Directive (Standards and Classification) Directions (England and Wales) 2015.
- #3:Operational Targets and EQS. EA, April 2018
- #4:Water Framework Directive (Standards & Classification) Directions (England & Wales) 2015. Dissolved fraction.
- #5:Water Framework Directive (Standards & Classification) Directions (England & Wales) 2015. Dissolved fraction. Lowest criteria presented (<40mg/l of CaCO3). See 'further assessment' if criteria exceeded and hardness (CaCO3) data available.
- #6:Water Framework Directive (Standards and Classification) Directions (England and Wales) 2015. Dissolved Fraction. If hexavalent chromium (CrVI) data is available, a value of 4.7µg/l may be appropriate for the remaining trivalent chromium (CrIII).
- #7:Operational Targets and EQS. EA, April 2018. Dissolved fraction.
- #8:Water Framework Directive (Standards and Classification) Directions (England and Wales) 2015. Dissolved Fraction. If DOC >1mg/l then a higher criteria applies (3.76\*(2.677\*(DOC2+0.5))
- #9:Water Framework Directive (Standards & Classification) Directions (England & Wales) 2015. Dissolved & bioavailable (bio) fraction plus background. M-BAT tool to assess: <http://wfd.uk.org/resources/river-lakes-metal-bioavailability-assessment-tool-m-bat>
- #10:Water Framework Directive (Standards and Classification) Directions (England and Wales) 2015. Dissolved Fraction. MAC adopted in absence of AA value.
- #11:Guidelines for Drinking-water Quality, 4th Edition. WHO, 2011. Informal value.
- #12:Operational Targets and EQS. EA, April 2018.
- #13:Operational Targets and EQS. EA, April 2018. Lowest criteria presented (<200mg/l CaCO3). See 'further assessment' values if criteria exceeded and hardness (CaCO3) data available.
- #14:Guidelines for Drinking-water Quality, 4th Edition. WHO, 2011. Based on taste rather than a formal guideline.
- #15:Water Framework Directive (Standards and Classification) Directions (England and Wales) 2015. Indicator of 'good' status (90%ile) - Ammonia standard for lakes and rivers (total ammonia as nitrogen).
- #16:Operational Targets and EQS. EA, April 2018. Dissolved fraction. Lowest criteria presented (<50 mg/l CaCO3). See 'further assessment' values if criteria exceeded and hardness (CaCO3) data available.
- #17:Water Supply (Water Quality) Regulations 2016. As SO4.
- #18:US EPA Regional Screening Levels, May 2019. <https://www.epa.gov/risk/regional-screening-levels-rsls-generic-tables>
- #19:Operational Targets and EQS. EA, April 2018. Maximum Allowable Concentration (MAC) adopted in absence of Annual Average (AA) value.

**Legend**

36.2	Results exceeds GAC.
<50	Results MDL is greater than GAC.
-	Determinand has not been tested for.

**Notes**

A range is given where a determinand has been analysed for by more than one method.

				Field_ID	BH08022-X-1.00-ES-200108	BH08022-X-20.15-ES-200116	BH08022-X-3.00-ES-200108	BH08022-X-4.80-ES-200108	BH08022-X-6.20-ES-200108	BH08022-X-0.10-ES-190909			
				Location_Code	BH08022	BH08022	BH08022	BH08022	BH08022	BH08022			
				Sample_Death_Range	1	20_15	3	4_8	6_2	0_1			
				Sampled_Date_Time	08/01/2020	16/01/2020	08/01/2020	08/01/2020	08/01/2020	09/09/2019			
				Matrix_Description									
				UK Drinking Water Standards									
				UK Estuaries and coastal waters EQS									
				UK Freshwater EQS									
Chem_Group	ChemName	output unit	EQL										
Metals	Antimony	µg/L	1	5 <sup>#1</sup>				<1	2	2	<10	4	1.05
	Arsenic	µg/L	0.5	10 <sup>#1</sup>	25 <sup>#2</sup>	50 <sup>#2</sup>		<1	1	5	47	<1	1.53
	Boron	µg/L	10	1000 <sup>#1</sup>	7000 <sup>#3</sup>	2000 <sup>#3</sup>	710	90	4250	390	140	<0.2	386
	Cadmium	µg/L	0.02	5 <sup>#1</sup>	0.2 <sup>#4</sup>	0.08 <sup>#5</sup>	0.03	<0.02	0.03	<0.2	<0.02	<0.02	<0.08
	Chromium (hexavalent)	µg/L	3		0.6 <sup>#4</sup>	3.4 <sup>#4</sup>	<3	<3	<3	<3	<3	<3	<3
	Chromium	µg/L	1	50 <sup>#1</sup>	0.6 <sup>#4</sup>	3.4 <sup>#6</sup>	<1	1	<1	16	2	<3	3.62
	Chromium (Trivalent)	µg/L	3		4.7 <sup>#4</sup>	4.7 <sup>#4</sup>	<3	<3	<3	13	<3	<3	3.62
	Cobalt	µg/L	0.5		3 <sup>#7</sup>	3 <sup>#7</sup>	<1	2	<1	<10	<1	<1	<0.5
	Copper	µg/L	0.3	2000 <sup>#1</sup>	3.76 <sup>#8</sup>	1(bio) <sup>#9</sup>	2	5	<1	<10	3	<10	16.6
	Lead	µg/L	0.2	10 <sup>#1</sup>	1.3 <sup>#4</sup>	1.2(bio) <sup>#9</sup>	<1	<1	<1	<10	<1	<1	<0.2
	Mercury	µg/L	0.01	1 <sup>#1</sup>	0.07(MAC) <sup>#10</sup>	0.07(MAC) <sup>#10</sup>	<0.03	0.23	<0.03	<0.3	<0.03	<0.03	<0.01
	Molybdenum	µg/L	1	70 <sup>#11</sup>			<1	30	151	17	13	<10	7.44
	Nickel	µg/L	0.4	20 <sup>#1</sup>	8.6 <sup>#4</sup>	4(bio) <sup>#9</sup>	16	7	2	19	4	<10	7.67
	Selenium	µg/L	1	10 <sup>#1</sup>			<1	3	<1	<10	10	<10	1.62
	Vanadium	µg/L	1		100 <sup>#12</sup>	20 <sup>#13</sup>	<1	2	3	384	43	<10	1.56
Zinc	µg/L	1	3000 <sup>#14</sup>		10.9(bio) <sup>#9</sup>	11	4	3	<20	<2	<10	14.8	
Inorganics	Available Phosphate	mg/l	6										
	Available Phosphorus	mg/l	2										
	Ammoniacal Nitrogen as N	mg/L	0.002		0.02 <sup>#2</sup>	0.6 <sup>#15</sup>	0.3	0.2	2.5	1.5	0.3	0.0427	
	Calcium	mg/L	0.2				51	37	32	7	73	73.4	
	Chloride	mg/L	1	250 <sup>#1</sup>		250 <sup>#3</sup>	35	54	594	180	59	17.1	
	Cyanide (Free)	µg/L	2.5	50 <sup>#1</sup>	1 <sup>#2</sup>	1 <sup>#2</sup>	30	<20	<20	<20	<20	<2.5	
	Cyanide Total	µg/L	5	50 <sup>#1</sup>	1 <sup>#2</sup>	1 <sup>#2</sup>	20	<20	<20	100	100	<5	
	cyanides-complex	µg/L	5	50 <sup>#1</sup>	1 <sup>#2</sup>	1 <sup>#2</sup>						<5	
	Fluoride	µg/L	100	1500 <sup>#1</sup>	5000 <sup>#7</sup>	1000 <sup>#16</sup>	400	500	500	2500	700	<100	3640
	Magnesium	mg/L	0.036				36	5	41	6	<1	5.95	
	Potassium	mg/L	0.2				32	10	55	24	9	12.8	
Sodium	mg/L	0.076		200 <sup>#1</sup>		76	33	734	236	40	17.2		
Sulphate	mg/L	2	250(SO4) <sup>#17</sup>		400 <sup>#3</sup>	393	77	636	310	336	21.2		
Phenolics	Xylenols	µg/L	0.5										0.52
	Trimethylphenols	µg/L	0.5				<0.5	10.7	<0.5	<0.5	3.7		
	Cresol Total	µg/L	0.5				<0.5	51.3	<0.5	<0.5	<0.5	1.73	
	Dimethylphenols	µg/L	0.5				<0.5	1.3	<0.5	<0.5	<0.5		
	Phenol	µg/L	0.5	5800 <sup>#18</sup>	7.7 <sup>#2</sup>		26.8	95.9	<0.5	12.2	33.4	<0.5	1.16
Phenols Monohydric	µg/L	0.5										3.41	
Other	Temperature	°C											
	Conductivity @ 25oC	mS/cm	0.01				0.913	0.425	3.4	1.21	0.551		
	Conductivity @ 20oC	µS/cm	14										
	pH (Lab)	pH Units	1	6.5-9.5 <sup>#1</sup>	6-8.5(MAC) <sup>#19</sup>	6-9(MAC) <sup>#19</sup>	6	7.5	8	8.5	10.3		

Field_ID	Location_Code	Sample_Depth_Range	Sampled_Date_Time	Matrix_Description
BH08022-X-1.00-ES-200108	BH08022	1	08/01/2020	UK Drinking Water Standards
BH08022-X-20.15-ES-200116	BH08022	20, 15	16/01/2020	UK Estuaries and coastal waters EQS
BH08022-X-3.00-ES-200108	BH08022	3	08/01/2020	UK Freshwater EQS
BH08022-X-4.80-ES-200108	BH08022	4, 8	08/01/2020	
BH08022-X-6.20-ES-200108	BH08022	6, 2	08/01/2020	
BH08023-X-0.10-ES-190909	BH08023	0, 1	09/09/2019	

Chem_Group	ChemName	output unit	EQL

**Environmental Standards Comments**

- #1:Water Supply (Water Quality) Regulations 2016.
- #2:Water Framework Directive (Standards and Classification) Directions (England and Wales) 2015.
- #3:Operational Targets and EQS. EA, April 2018
- #4:Water Framework Directive (Standards & Classification) Directions (England & Wales) 2015. Dissolved fraction.
- #5:Water Framework Directive (Standards & Classification) Directions (England & Wales) 2015. Dissolved fraction. Lowest criteria presented (<40mg/l of CaCO3). See 'further assessment' if criteria exceeded and hardness (CaCO3) data available.
- #6:Water Framework Directive (Standards and Classification) Directions (England and Wales) 2015. Dissolved Fraction. If hexavalent chromium (CrVI) data is available, a value of 4.7µg/l may be appropriate for the remaining trivalent chromium (CrIII).
- #7:Operational Targets and EQS. EA, April 2018. Dissolved fraction.
- #8:Water Framework Directive (Standards and Classification) Directions (England and Wales) 2015. Dissolved Fraction. If DOC >1mg/l then a higher criteria applies (3.76\*(2.677\*(DOC2+0.5))
- #9:Water Framework Directive (Standards & Classification) Directions (England & Wales) 2015. Dissolved & bioavailable (bio) fraction plus background. M-BAT tool to assess: <http://wfd.uk.org/resources/river-lakes-metal-bioavailability-assessment-tool-m-bat>
- #10:Water Framework Directive (Standards and Classification) Directions (England and Wales) 2015. Dissolved Fraction. MAC adopted in absence of AA value.
- #11:Guidelines for Drinking-water Quality, 4th Edition. WHO, 2011. Informal value.
- #12:Operational Targets and EQS. EA, April 2018.
- #13:Operational Targets and EQS. EA, April 2018. Lowest criteria presented (<200mg/l CaCO3). See 'further assessment' values if criteria exceeded and hardness (CaCO3) data available.
- #14:Guidelines for Drinking-water Quality, 4th Edition. WHO, 2011. Based on taste rather than a formal guideline.
- #15:Water Framework Directive (Standards and Classification) Directions (England and Wales) 2015. Indicator of 'good' status (90%ile) - Ammonia standard for lakes and rivers (total ammonia as nitrogen).
- #16:Operational Targets and EQS. EA, April 2018. Dissolved fraction. Lowest criteria presented (<50 mg/l CaCO3). See 'further assessment' values if criteria exceeded and hardness (CaCO3) data available.
- #17:Water Supply (Water Quality) Regulations 2016. As SO4.
- #18:US EPA Regional Screening Levels, May 2019. <https://www.epa.gov/risk/regional-screening-levels-rsls-generic-tables>
- #19:Operational Targets and EQS. EA, April 2018. Maximum Allowable Concentration (MAC) adopted in absence of Annual Average (AA) value.

**Legend**

36.2	Results exceeds GAC.
<50	Results MDL is greater than GAC.
-	Determinand has not been tested for.

**Notes**

A range is given where a determinand has been analysed for by more than one method.



				Field_ID	BH08023-X-4.10-ES-190910	BH08029-X-10.00-ES-200319	BH08029-X-7.00-ES-200319	BH08029-X-8.00-ES-200319	BH08029-X-9.00-ES-200319	BH7039-X-3.00-ES-200213		
				Location_Code	BH08023	BH08029	BH08029	BH08029	BH08029	BH7039		
				Sample_Death_Range	4,1	10	7	8	9	3		
				Sampled_Date_Time	10/09/2019	19/03/2020	19/03/2020	19/03/2020	19/03/2020	13/02/2020		
				Matrix_Description								
				UK Drinking Water Standards	UK Estuaries and coastal waters EQS	UK Freshwater EQS						
Chem_Group	ChemName	output unit	EQL									
Metals	Antimony	µg/L	1	5 <sup>#1</sup>			4.32	<1	<1	1	<1	-
	Arsenic	µg/L	0.5	10 <sup>#1</sup>	25 <sup>#2</sup>	50 <sup>#2</sup>	2.52	3	2	4	5	-
	Boron	µg/L	10	1000 <sup>#1</sup>	7000 <sup>#3</sup>	2000 <sup>#3</sup>	172	20	100	40	10	-
	Cadmium	µg/L	0.02	5 <sup>#1</sup>	0.2 <sup>#4</sup>	0.08 <sup>#5</sup>	<0.08	<0.02	<0.02	<0.02	<0.02	-
	Chromium (hexavalent)	µg/L	3		0.6 <sup>#4</sup>	3.4 <sup>#4</sup>	<3	<3	<3	<3	<3	-
	Chromium	µg/L	1	50 <sup>#1</sup>	0.6 <sup>#4</sup>	3.4 <sup>#6</sup>	<1	<1	<1	<1	<1	-
	Chromium (Trivalent)	µg/L	3			4.7 <sup>#4</sup>	<3	<3	<3	<3	<3	-
	Cobalt	µg/L	0.5		3 <sup>#7</sup>	3 <sup>#7</sup>	1.71	<1	<1	<1	<1	-
	Copper	µg/L	0.3	2000 <sup>#1</sup>	3.78 <sup>#8</sup>	1(bio) <sup>#9</sup>	3.46	<1	<1	<1	<1	-
	Lead	µg/L	0.2	10 <sup>#1</sup>	1.3 <sup>#4</sup>	1.2(bio) <sup>#9</sup>	<0.2	<1	<1	<1	<1	-
	Mercury	µg/L	0.01	1 <sup>#1</sup>	0.07(MAC) <sup>#10</sup>	0.07(MAC) <sup>#10</sup>	<0.01	<0.03	<0.03	<0.03	<0.03	-
	Molybdenum	µg/L	1	70 <sup>#11</sup>			11.4	15	3	7	19	-
	Nickel	µg/L	0.4	20 <sup>#1</sup>	8.6 <sup>#4</sup>	4(bio) <sup>#9</sup>	8.83	3	<1	5	2	-
	Selenium	µg/L	1	10 <sup>#1</sup>			3.15	9	<1	27	21	-
Vanadium	µg/L	1		100 <sup>#12</sup>	20 <sup>#13</sup>	22.9	<1	<1	<1	<1	-	
Zinc	µg/L	1	3000 <sup>#14</sup>		10.9(bio) <sup>#9</sup>	3.36	<2	<2	<2	<2	-	
Inorganics	Available Phosphate	mg/l	6				-	-	-	-	-	-
	Available Phosphorus	mg/l	2				-	-	-	-	-	-
	Ammoniacal Nitrogen as N	mg/L	0.002		0.02 <sup>#2</sup>	0.6 <sup>#15</sup>	0.859	0.05	0.04	0.04	0.05	2.8
	Calcium	mg/L	0.2				23	38	93	69	48	-
	Chloride	mg/L	1	250 <sup>#1</sup>		250 <sup>#3</sup>	144	9	33	21	14	-
	Cyanide (Free)	µg/L	2.5	50 <sup>#1</sup>	1 <sup>#2</sup>	1 <sup>#2</sup>	<2.5	<20	<20	<20	<20	-
	Cyanide Total	µg/L	5	50 <sup>#1</sup>	1 <sup>#2</sup>	1 <sup>#2</sup>	<5	<20	<20	<20	<20	-
	cyanides-complex	µg/L	5	50 <sup>#1</sup>	1 <sup>#2</sup>	1 <sup>#2</sup>	<5	-	-	-	-	-
	Fluoride	µg/L	100	1500 <sup>#1</sup>		5000 <sup>#7</sup>	912	800	1500	1300	1200	-
	Magnesium	mg/L	0.036				16.4	2	5	4	2	-
Potassium	mg/L	0.2				39.8	1	1	2	2	-	
Sodium	mg/L	0.076		200 <sup>#1</sup>		55.6	9	14	12	10	-	
Sulphate	mg/L	2	250(SO4) <sup>#17</sup>		400 <sup>#3</sup>	132	71	105	96	92	-	
Phenolics	Xylenols	µg/L	0.5				<0.5	-	-	-	-	-
	Trimethylphenols	µg/L	0.5				-	<0.5	<0.5	<0.5	<0.5	-
	Cresol Total	µg/L	0.5				<6	<0.5	<0.5	<0.5	<0.5	-
	Dimethylphenols	µg/L	0.5				-	<0.5	<0.5	<0.5	<0.5	-
	Phenol	µg/L	0.5	5800 <sup>#18</sup>	7.7 <sup>#2</sup>	7.7 <sup>#2</sup>	<0.5	1.2	1	0.9	1.1	-
Phenols Monohydric	µg/L	0.5				<6	-	-	-	-	-	
Other	Temperature	°C					-	-	-	-	-	-
	Conductivity @ 25oC	mS/cm	0.01				-	0.274	0.559	0.442	0.339	-
	Conductivity @ 20oC	µS/cm	14				-	-	-	-	-	-
	pH (Lab)	pH Units	1	6.5-9.5 <sup>#1</sup>	6-8.5(MAC) <sup>#19</sup>	6-9(MAC) <sup>#19</sup>	-	7.2	7.8	7.8	7.2	-

Field_ID	Location_Code	Sample_Depth_Range	Sampled_Date_Time	Matrix_Description
BH08023-X-4.10-ES-190910	BH08023	4.1	10/09/2019	UK Drinking Water Standards
BH08029-X-10.00-ES-200319	BH08029	10	19/03/2020	UK Estuaries and coastal waters EQS
BH08029-X-7.00-ES-200319	BH08029	7	19/03/2020	UK Freshwater EQS
BH08029-X-8.00-ES-200319	BH08029	8	19/03/2020	
BH08029-X-9.00-ES-200319	BH08029	9	19/03/2020	
BH7039-X-3.00-ES-200213	BH7039	3	13/02/2020	

Chem_Group	ChemName	output unit	EQL

**Environmental Standards Comments**

- #1:Water Supply (Water Quality) Regulations 2016.
- #2:Water Framework Directive (Standards and Classification) Directions (England and Wales) 2015.
- #3:Operational Targets and EQS. EA, April 2018
- #4:Water Framework Directive (Standards & Classification) Directions (England & Wales) 2015. Dissolved fraction.
- #5:Water Framework Directive (Standards & Classification) Directions (England & Wales) 2015. Dissolved fraction. Lowest criteria presented (<40mg/l of CaCO3). See 'further assessment' if criteria exceeded and hardness (CaCO3) data available.
- #6:Water Framework Directive (Standards and Classification) Directions (England and Wales) 2015. Dissolved Fraction. If hexavalent chromium (CrVI) data is available, a value of 4.7µg/l may be appropriate for the remaining trivalent chromium (CrIII).
- #7:Operational Targets and EQS. EA, April 2018. Dissolved fraction.
- #8:Water Framework Directive (Standards and Classification) Directions (England and Wales) 2015. Dissolved Fraction. If DOC >1mg/l then a higher criteria applies (3.76\*(2.677\*(DOC2+0.5))
- #9:Water Framework Directive (Standards & Classification) Directions (England & Wales) 2015. Dissolved & bioavailable (bio) fraction plus background. M-BAT tool to assess: <http://wfd.uk.org/resources/river-lakes-metal-bioavailability-assessment-tool-m-bat>
- #10:Water Framework Directive (Standards and Classification) Directions (England and Wales) 2015. Dissolved Fraction. MAC adopted in absence of AA value.
- #11:Guidelines for Drinking-water Quality, 4th Edition. WHO, 2011. Informal value.
- #12:Operational Targets and EQS. EA, April 2018.
- #13:Operational Targets and EQS. EA, April 2018. Lowest criteria presented (<200mg/l CaCO3). See 'further assessment' values if criteria exceeded and hardness (CaCO3) data available.
- #14:Guidelines for Drinking-water Quality, 4th Edition. WHO, 2011. Based on taste rather than a formal guideline.
- #15:Water Framework Directive (Standards and Classification) Directions (England and Wales) 2015. Indicator of 'good' status (90%ile) - Ammonia standard for lakes and rivers (total ammonia as nitrogen).
- #16:Operational Targets and EQS. EA, April 2018. Dissolved fraction. Lowest criteria presented (<50 mg/l CaCO3). See 'further assessment' values if criteria exceeded and hardness (CaCO3) data available.
- #17:Water Supply (Water Quality) Regulations 2016. As SO4.
- #18:US EPA Regional Screening Levels, May 2019. <https://www.epa.gov/risk/regional-screening-levels-rsls-generic-tables>
- #19:Operational Targets and EQS. EA, April 2018. Maximum Allowable Concentration (MAC) adopted in absence of Annual Average (AA) value.

**Legend**

36.2	Results exceeds GAC.
<50	Results MDL is greater than GAC.
-	Determinand has not been tested for.

**Notes**

A range is given where a determinand has been analysed for by more than one method.

				Field_ID	BH7039-X-3.00-ES-200213	BH7039-X-4.00-ES-200213	BH7039-X-4.00-ES-200213	BH7039-X-5.00-ES-200213	BH7039-X-5.00-ES-200213	BH7039-X-6.00-ES-200213		
				Location_Code	BH7039	BH7039	BH7039	BH7039	BH7039	BH7039		
				Sample_Death_Range	3	4	4	5	5	6		
				Sampled_Date_Time	13/02/2020	13/02/2020	13/02/2020	13/02/2020	13/02/2020	13/02/2020		
				Matrix_Description								
				UK Drinking Water Standards	UK Estuaries and coastal waters EQS	UK Freshwater EQS						
Chem_Group	ChemName	output unit	EQL									
Metals	Antimony	µg/L	1	5 <sup>#1</sup>			7	-	27	-	3	-
	Arsenic	µg/L	0.5	10 <sup>#1</sup>	25 <sup>#2</sup>	50 <sup>#2</sup>	16	-	27	-	5	-
	Boron	µg/L	10	1000 <sup>#1</sup>	7000 <sup>#3</sup>	2000 <sup>#3</sup>	180	-	190	-	930	-
	Cadmium	µg/L	0.02	5 <sup>#1</sup>	0.2 <sup>#4</sup>	0.08 <sup>#5</sup>	<0.02	-	<0.02	-	<0.02	-
	Chromium (hexavalent)	µg/L	3		0.6 <sup>#4</sup>	3.4 <sup>#4</sup>	<3	-	<3	-	<3	-
	Chromium	µg/L	1	50 <sup>#1</sup>	0.6 <sup>#4</sup>	3.4 <sup>#6</sup>	<1	-	<1	-	<1	-
	Chromium (Trivalent)	µg/L	3			4.7 <sup>#4</sup>	<3	-	<3	-	<3	-
	Cobalt	µg/L	0.5		3 <sup>#7</sup>	3 <sup>#7</sup>	1	-	<1	-	<1	-
	Copper	µg/L	0.3	2000 <sup>#1</sup>	3.76 <sup>#8</sup>	1(bio) <sup>#9</sup>	19	-	19	-	4	-
	Lead	µg/L	0.2	10 <sup>#1</sup>	1.3 <sup>#4</sup>	1.2(bio) <sup>#9</sup>	2	-	<1	-	<1	-
	Mercury	µg/L	0.01	1 <sup>#1</sup>	0.07(MAC) <sup>#10</sup>	0.07(MAC) <sup>#10</sup>	<0.03	-	<0.03	-	<0.03	-
	Molybdenum	µg/L	1	70 <sup>#11</sup>			50	-	108	-	20	-
	Nickel	µg/L	0.4	20 <sup>#1</sup>	8.6 <sup>#4</sup>	4(bio) <sup>#9</sup>	15	-	14	-	7	-
	Selenium	µg/L	1	10 <sup>#1</sup>			4	-	24	-	2	-
	Vanadium	µg/L	1		100 <sup>#12</sup>	20 <sup>#13</sup>	85	-	222	-	2	-
	Zinc	µg/L	1	3000 <sup>#14</sup>		10.9(bio) <sup>#9</sup>	13	-	6	-	32	-
	Inorganics	Available Phosphate	mg/l	6				-	-	-	-	-
Available Phosphorus		mg/l	2				-	-	-	-	-	-
Ammoniacal Nitrogen as N		mg/L	0.002		0.02 <sup>#2</sup>	0.6 <sup>#15</sup>	2.7	9.6	9.6	10.8	10.8	22
Calcium		mg/L	0.2				150	-	150	-	789	-
Chloride		mg/L	1	250 <sup>#1</sup>		250 <sup>#3</sup>	43	-	55	-	83	-
Cyanide (Free)		µg/L	2.5	50 <sup>#1</sup>	1 <sup>#2</sup>	1 <sup>#2</sup>	<20	-	<20	-	<20	-
Cyanide Total		µg/L	5	50 <sup>#1</sup>	1 <sup>#2</sup>	1 <sup>#2</sup>	<20	-	<20	-	<20	-
cyanides-complex		µg/L	5	50 <sup>#1</sup>	1 <sup>#2</sup>	1 <sup>#2</sup>	-	-	-	-	-	-
Fluoride		µg/L	100	1500 <sup>#1</sup>	5000 <sup>#7</sup>	1000 <sup>#16</sup>	900	-	400	-	200	-
Magnesium		mg/L	0.036				4	-	<1	-	26	-
Potassium	mg/L	0.2				29	-	24	-	72	-	
Sodium	mg/L	0.076		200 <sup>#1</sup>		68	-	63	-	77	-	
Sulphate	mg/L	2	250(SO4) <sup>#17</sup>		400 <sup>#3</sup>	444	-	452	-	2000	-	
Phenolics	Xylenols	µg/L	0.5				-	-	-	-	-	-
	Trimethylphenols	µg/L	0.5				<0.5	-	3.8	-	<0.5	-
	Cresol Total	µg/L	0.5				3.6	-	33.6	-	1.1	-
	Dimethylphenols	µg/L	0.5				2.4	-	25.9	-	<0.5	-
	Phenol	µg/L	0.5	5800 <sup>#18</sup>	7.7 <sup>#2</sup>	7.7 <sup>#2</sup>	46.3	-	38.1	-	5	-
Phenols Monohydric	µg/L	0.5					-		-		-	
Other	Temperature	°C					-	-	-	-	-	-
	Conductivity @ 25oC	mS/cm	0.01				1.1	-	1.06	-	2.91	-
	Conductivity @ 20oC	µS/cm	14				-	-	-	-	-	-
	pH (Lab)	pH Units	1	6.5-9.5 <sup>#1</sup>	6-8.5(MAC) <sup>#19</sup>	6-9(MAC) <sup>#19</sup>	9.7	-	9.8	-	7.9	-

Field_ID	BH7039-X-3.00-ES-200213	BH7039-X-4.00-ES-200213	BH7039-X-4.00-ES-200213	BH7039-X-5.00-ES-200213	BH7039-X-5.00-ES-200213	BH7039-X-6.00-ES-200213
Location_Code	BH7039	BH7039	BH7039	BH7039	BH7039	BH7039
Sample_Depth_Range	3	4	4	5	5	6
Sampled_Date_Time	13/02/2020	13/02/2020	13/02/2020	13/02/2020	13/02/2020	13/02/2020
Matrix_Description	UK Drinking Water Standards	UK Estuaries and coastal waters EQS	UK Freshwater EQS			

Chem_Group	ChemName	output unit	EQL

**Environmental Standards Comments**

- #1:Water Supply (Water Quality) Regulations 2016.
- #2:Water Framework Directive (Standards and Classification) Directions (England and Wales) 2015.
- #3:Operational Targets and EQS. EA, April 2018
- #4:Water Framework Directive (Standards & Classification) Directions (England & Wales) 2015. Dissolved fraction.
- #5:Water Framework Directive (Standards & Classification) Directions (England & Wales) 2015. Dissolved fraction. Lowest criteria presented (<40mg/l of CaCO3). See 'further assessment' if criteria exceeded and hardness (CaCO3) data available.
- #6:Water Framework Directive (Standards and Classification) Directions (England and Wales) 2015. Dissolved Fraction. If hexavalent chromium (CrVI) data is available, a value of 4.7µg/l may be appropriate for the remaining trivalent chromium (CrIII).
- #7:Operational Targets and EQS. EA, April 2018. Dissolved fraction.
- #8:Water Framework Directive (Standards and Classification) Directions (England and Wales) 2015. Dissolved Fraction. If DOC >1mg/l then a higher criteria applies (3.76\*(2.677\*(DOC2+0.5))
- #9:Water Framework Directive (Standards & Classification) Directions (England & Wales) 2015. Dissolved & bioavailable (bio) fraction plus background. M-BAT tool to assess: <http://wfd.uk.org/resources/river-lakes-metal-bioavailability-assessment-tool-m-bat>
- #10:Water Framework Directive (Standards and Classification) Directions (England and Wales) 2015. Dissolved Fraction. MAC adopted in absence of AA value.
- #11:Guidelines for Drinking-water Quality, 4th Edition. WHO, 2011. Informal value.
- #12:Operational Targets and EQS. EA, April 2018.
- #13:Operational Targets and EQS. EA, April 2018. Lowest criteria presented (<200mg/l CaCO3). See 'further assessment' values if criteria exceeded and hardness (CaCO3) data available.
- #14:Guidelines for Drinking-water Quality, 4th Edition. WHO, 2011. Based on taste rather than a formal guideline.
- #15:Water Framework Directive (Standards and Classification) Directions (England and Wales) 2015. Indicator of 'good' status (90%ile) - Ammonia standard for lakes and rivers (total ammonia as nitrogen).
- #16:Operational Targets and EQS. EA, April 2018. Dissolved fraction. Lowest criteria presented (<50 mg/l CaCO3). See 'further assessment' values if criteria exceeded and hardness (CaCO3) data available.
- #17:Water Supply (Water Quality) Regulations 2016. As SO4.
- #18:US EPA Regional Screening Levels, May 2019. <https://www.epa.gov/risk/regional-screening-levels-rsls-generic-tables>
- #19:Operational Targets and EQS. EA, April 2018. Maximum Allowable Concentration (MAC) adopted in absence of Annual Average (AA) value.

**Legend**

36.2	Results exceeds GAC.
<50	Results MDL is greater than GAC.
-	Determinand has not been tested for.

**Notes**

A range is given where a determinand has been analysed for by more than one method.

				Field_ID	BH7039-X-6.00-ES-200213	BH7039-X-7.00-ES-200213	BH7039-X-7.00-ES-200213	BH7039-X-8.00-ES-200213	BH7039-X-8.00-ES-200213	BH7039-X-9.00-ES-200213		
				Location_Code	BH7039	BH7039	BH7039	BH7039	BH7039	BH7039		
				Sample_Death_Range	6	7	7	8	8	9		
				Sampled_Date_Time	13/02/2020	13/02/2020	13/02/2020	13/02/2020	13/02/2020	13/02/2020		
				Matrix_Description								
				UK Drinking Water Standards	UK Estuaries and coastal waters EQS	UK Freshwater EQS						
Chem_Group	ChemName	output unit	EQL									
Metals	Antimony	µg/L	1	5 <sup>#1</sup>			11	-	9	-	11	-
	Arsenic	µg/L	0.5	10 <sup>#1</sup>	25 <sup>#2</sup>	50 <sup>#2</sup>	4	-	13	-	13	-
	Boron	µg/L	10	1000 <sup>#1</sup>	7000 <sup>#3</sup>	2000 <sup>#3</sup>	2860	-	3560	-	2970	-
	Cadmium	µg/L	0.02	5 <sup>#1</sup>	0.2 <sup>#4</sup>	0.08 <sup>#5</sup>	0.08	-	<0.02	-	<0.02	-
	Chromium (hexavalent)	µg/L	3		0.6 <sup>#4</sup>	3.4 <sup>#4</sup>	<3	-	<3	-	<3	-
	Chromium	µg/L	1	50 <sup>#1</sup>	0.6 <sup>#4</sup>	3.4 <sup>#6</sup>	<1	-	2	-	2	-
	Chromium (Trivalent)	µg/L	3			4.7 <sup>#4</sup>	<3	-	<3	-	<3	-
	Cobalt	µg/L	0.5			3 <sup>#7</sup>	3	-	2	-	2	-
	Copper	µg/L	0.3	2000 <sup>#1</sup>	3.76 <sup>#8</sup>	1(bio) <sup>#9</sup>	2	-	2	-	<1	-
	Lead	µg/L	0.2	10 <sup>#1</sup>	1.3 <sup>#4</sup>	1.2(bio) <sup>#9</sup>	4	-	2	-	1	-
	Mercury	µg/L	0.01	1 <sup>#1</sup>	0.07(MAC) <sup>#10</sup>	0.07(MAC) <sup>#10</sup>	<0.03	-	<0.03	-	<0.03	-
	Molybdenum	µg/L	1	70 <sup>#11</sup>			11	-	64	-	133	-
	Nickel	µg/L	0.4	20 <sup>#1</sup>	8.6 <sup>#4</sup>	4(bio) <sup>#9</sup>	13	-	17	-	19	-
	Selenium	µg/L	1	10 <sup>#1</sup>			<1	-	<1	-	<1	-
	Vanadium	µg/L	1		100 <sup>#12</sup>	20 <sup>#13</sup>	2	-	3	-	2	-
	Zinc	µg/L	1	3000 <sup>#14</sup>		10.9(bio) <sup>#9</sup>	22	-	11	-	31	-
Inorganics	Available Phosphate	mg/l	6				-	-	-	-	-	-
	Available Phosphorus	mg/l	2				-	-	-	-	-	-
	Ammoniacal Nitrogen as N	mg/L	0.002		0.02 <sup>#2</sup>	0.6 <sup>#15</sup>	22	29.1	29.1	35.5	36.4	36.9
	Calcium	mg/L	0.2				97	-	49	-	30	-
	Chloride	mg/L	1	250 <sup>#1</sup>		250 <sup>#3</sup>	119	-	166	-	245	-
	Cyanide (Free)	µg/L	2.5	50 <sup>#1</sup>	1 <sup>#2</sup>	1 <sup>#2</sup>	<20	-	<20	-	<20	-
	Cyanide Total	µg/L	5	50 <sup>#1</sup>	1 <sup>#2</sup>	1 <sup>#2</sup>	<20	-	<20	-	<20	-
	cyanides-complex	µg/L	5	50 <sup>#1</sup>	1 <sup>#2</sup>	1 <sup>#2</sup>	-	-	-	-	-	-
	Fluoride	µg/L	100	1500 <sup>#1</sup>	5000 <sup>#7</sup>	1000 <sup>#16</sup>	300	-	2000	-	300	-
	Magnesium	mg/L	0.036				41	-	37	-	33	-
Potassium	mg/L	0.2				72	-	72	-	69	-	
Sodium	mg/L	0.076		200 <sup>#1</sup>		120	-	189	-	217	-	
Sulphate	mg/L	2	250(SO4) <sup>#17</sup>		400 <sup>#3</sup>	307	-	155	-	67	-	
Phenolics	Xylenols	µg/L	0.5				-	-	-	-	-	-
	Trimethylphenols	µg/L	0.5				<0.5	-	1739.7	-	160.1	-
	Cresol Total	µg/L	0.5				<0.5	-	842	-	117.9	-
	Dimethylphenols	µg/L	0.5				<0.5	-	1348.8	-	216.9	-
	Phenol	µg/L	0.5	5800 <sup>#18</sup>	7.7 <sup>#2</sup>	7.7 <sup>#2</sup>	4.8	-	520.1	-	101.1	-
Phenols Monohydric	µg/L	0.5					-	-	-	-	-	
Other	Temperature	°C					-	-	-	-	-	-
	Conductivity @ 25oC	mS/cm	0.01				1.66	-	1.78	-	1.89	-
	Conductivity @ 20oC	µS/cm	14				-	-	-	-	-	-
	pH (Lab)	pH Units	1	6.5-9.5 <sup>#1</sup>	6-8.5(MAC) <sup>#19</sup>	6-9(MAC) <sup>#19</sup>	8.1	-	8.2	-	8.1	-

Field_ID	BH7039-X-6.00-ES-200213	BH7039-X-7.00-ES-200213	BH7039-X-7.00-ES-200213	BH7039-X-8.00-ES-200213	BH7039-X-8.00-ES-200213	BH7039-X-9.00-ES-200213
Location_Code	BH7039	BH7039	BH7039	BH7039	BH7039	BH7039
Sample_Depth_Range	6	7	7	8	8	9
Sampled_Date_Time	13/02/2020	13/02/2020	13/02/2020	13/02/2020	13/02/2020	13/02/2020
Matrix_Description	UK Drinking Water Standards	UK Estuaries and coastal waters EQS	UK Freshwater EQS			

Chem_Group	ChemName	output unit	EQL

**Environmental Standards Comments**

- #1:Water Supply (Water Quality) Regulations 2016.
- #2:Water Framework Directive (Standards and Classification) Directions (England and Wales) 2015.
- #3:Operational Targets and EQS. EA, April 2018
- #4:Water Framework Directive (Standards & Classification) Directions (England & Wales) 2015. Dissolved fraction.
- #5:Water Framework Directive (Standards & Classification) Directions (England & Wales) 2015. Dissolved fraction. Lowest criteria presented (<40mg/l of CaCO3). See 'further assessment' if criteria exceeded and hardness (CaCO3) data available.
- #6:Water Framework Directive (Standards and Classification) Directions (England and Wales) 2015. Dissolved Fraction. If hexavalent chromium (CrVI) data is available, a value of 4.7µg/l may be appropriate for the remaining trivalent chromium (CrIII).
- #7:Operational Targets and EQS. EA, April 2018. Dissolved fraction.
- #8:Water Framework Directive (Standards and Classification) Directions (England and Wales) 2015. Dissolved Fraction. If DOC >1mg/l then a higher criteria applies (3.76\*(2.677\*(DOC2+0.5)))
- #9:Water Framework Directive (Standards & Classification) Directions (England & Wales) 2015. Dissolved & bioavailable (bio) fraction plus background. M-BAT tool to assess: <http://wfd.uk.org/resources/river-lakes-metal-bioavailability-assessment-tool-m-bat>
- #10:Water Framework Directive (Standards and Classification) Directions (England and Wales) 2015. Dissolved Fraction. MAC adopted in absence of AA value.
- #11:Guidelines for Drinking-water Quality, 4th Edition. WHO, 2011. Informal value.
- #12:Operational Targets and EQS. EA, April 2018.
- #13:Operational Targets and EQS. EA, April 2018. Lowest criteria presented (<200mg/l CaCO3). See 'further assessment' values if criteria exceeded and hardness (CaCO3) data available.
- #14:Guidelines for Drinking-water Quality, 4th Edition. WHO, 2011. Based on taste rather than a formal guideline.
- #15:Water Framework Directive (Standards and Classification) Directions (England and Wales) 2015. Indicator of 'good' status (90%ile) - Ammonia standard for lakes and rivers (total ammonia as nitrogen).
- #16:Operational Targets and EQS. EA, April 2018. Dissolved fraction. Lowest criteria presented (<50 mg/l CaCO3). See 'further assessment' values if criteria exceeded and hardness (CaCO3) data available.
- #17:Water Supply (Water Quality) Regulations 2016. As SO4.
- #18:US EPA Regional Screening Levels, May 2019. <https://www.epa.gov/risk/regional-screening-levels-rsls-generic-tables>
- #19:Operational Targets and EQS. EA, April 2018. Maximum Allowable Concentration (MAC) adopted in absence of Annual Average (AA) value.

**Legend**

36.2	Results exceeds GAC.
<50	Results MDL is greater than GAC.
-	Determinand has not been tested for.

**Notes**

A range is given where a determinand has been analysed for by more than one method.

		Field_ID	BH7039-X-9.00-ES-200213	CT08006-X-0.05-ES-191025	CT08006-X-0.50-ES-191025	CT08006-X-0.80-ES-191025	CT07001-X-0.00-ES-200123	CT07001-X-1.00-ES-200123		
		Location_Code	BH7039	CT08006	CT08006	CT08006	CT07001	CT07001		
		Sample_Death_Range	0	0.05	0.5	0.8	0	1		
		Sampled_Date_Time	13/02/2020	25/10/2019	25/10/2019	25/10/2019	23/01/2020	23/01/2020		
		Matrix_Description								
		UK Drinking Water Standards	UK Estuaries and coastal waters EQS	UK Freshwater EQS						
Chem_Group	ChemName	output unit	EQL							
Metals	Antimony	µg/L	5 <sup>#1</sup>		5	<1	1	1	<1	2
	Arsenic	µg/L	0.5	25 <sup>#2</sup>	4	<1	2	9	<1	4
	Boron	µg/L	10	1000 <sup>#1</sup>	7000 <sup>#3</sup>	2000 <sup>#3</sup>	240	130	240	130
	Cadmium	µg/L	0.02	5 <sup>#1</sup>	0.2 <sup>#4</sup>	0.08 <sup>#5</sup>	<0.02	0.03	<0.02	<0.02
	Chromium (hexavalent)	µg/L	3		0.6 <sup>#4</sup>	3.4 <sup>#4</sup>	<3	<3	<3	<3
	Chromium	µg/L	1	50 <sup>#1</sup>	0.6 <sup>#4</sup>	3.4 <sup>#6</sup>	1	<1	2	<1
	Chromium (Trivalent)	µg/L	3		4.7 <sup>#4</sup>	4.7 <sup>#4</sup>	<3	-	-	<3
	Cobalt	µg/L	0.5		3 <sup>#7</sup>	3 <sup>#7</sup>	<1	<1	<1	<1
	Copper	µg/L	0.3	2000 <sup>#1</sup>	3.76 <sup>#8</sup>	1(bio) <sup>#9</sup>	<1	3	3	2
	Lead	µg/L	0.2	10 <sup>#1</sup>	1.3 <sup>#4</sup>	1.2(bio) <sup>#9</sup>	<1	<1	<1	<1
	Mercury	µg/L	0.01	1 <sup>#1</sup>	0.07(MAC) <sup>#10</sup>	0.07(MAC) <sup>#10</sup>	<0.03	<0.03	<0.03	<0.03
	Molybdenum	µg/L	1	70 <sup>#11</sup>		34	4	8	10	33
	Nickel	µg/L	0.4	20 <sup>#1</sup>	8.6 <sup>#4</sup>	4(bio) <sup>#9</sup>	6	2	1	2
	Selenium	µg/L	1	10 <sup>#1</sup>		<1	15	15	18	15
	Vanadium	µg/L	1		100 <sup>#12</sup>	20 <sup>#13</sup>	4	2	4	60
	Zinc	µg/L	1	3000 <sup>#14</sup>		8	2	3	3	<2
Inorganics	Available Phosphate	mg/l	6		-	-	-	-	-	
	Available Phosphorus	mg/l	2		-	-	-	-	-	
	Ammoniacal Nitrogen as N	mg/L	0.002		0.02 <sup>#2</sup>	0.6 <sup>#15</sup>	38.5	0.04	0.01	0.08
	Calcium	mg/L	0.2			16	581	567	404	264
	Chloride	mg/L	1	250 <sup>#1</sup>		250 <sup>#3</sup>	559	7	25	42
	Cyanide (Free)	µg/L	2.5	50 <sup>#1</sup>		1 <sup>#2</sup>	<20	<20	<20	<20
	Cyanide Total	µg/L	5	50 <sup>#1</sup>		1 <sup>#2</sup>	<20	<20	<20	<20
	Cyanides-complex	µg/L	5	50 <sup>#1</sup>		1 <sup>#2</sup>	<20	<20	<20	<20
	Fluoride	µg/L	100	1500 <sup>#1</sup>		5000 <sup>#7</sup>	600	400	500	400
	Magnesium	mg/L	0.036			15	55	27	<1	63
Potassium	mg/L	0.2			68	46	44	35	36	
Sodium	mg/L	0.076			391	78	114	109	46	
Sulphate	mg/L	2	250(SO4) <sup>#17</sup>		400 <sup>#3</sup>	20	1790	1720	1080	890
Phenolics	Xylenols	µg/L	0.5		-	-	-	-	-	
	Trimethylphenols	µg/L	0.5		2.4	<0.5	<0.5	<0.5	<0.5	
	Cresol Total	µg/L	0.5		3.1	<0.5	<0.5	<0.5	<0.5	
	Dimethylphenols	µg/L	0.5		0.7	<0.5	<0.5	<0.5	<0.5	
	Phenol	µg/L	0.5	5800 <sup>#18</sup>	7.7 <sup>#2</sup>	7.7 <sup>#2</sup>	14.5	<0.5	<0.5	1.4
Phenols Monohydric	µg/L	0.5								
Other	Temperature	°C			-	-	-	-	-	
	Conductivity @ 25oC	mS/cm	0.01		2.51	2.6	2.49	1.84	1.59	
	Conductivity @ 20oC	µS/cm	14		-	-	-	-	-	
	pH (Lab)	pH Units	1	6.5-9.5 <sup>#1</sup>	6-8.5(MAC) <sup>#19</sup>	6-9(MAC) <sup>#19</sup>	8.4	7.3	7.4	9.4

Field_ID	BH7039-X-9.00-ES-200213	CT08006-X-0.05-ES-191025	CT08006-X-0.50-ES-191025	CT08006-X-0.80-ES-191025	CT07001-X-0.00-ES-200123	CT07001-X-1.00-ES-200123
Location_Code	BH7039	CT08006	CT08006	CT08006	CT07001	CT07001
Sample_Depth_Range	0	0.05	0.5	0.8	0	1
Sampled_Date_Time	13/02/2020	25/10/2019	25/10/2019	25/10/2019	23/01/2020	23/01/2020
Matrix_Description	UK Drinking Water Standards	UK Estuaries and coastal waters EQS	UK Freshwater EQS			

Chem_Group	ChemName	output unit	EQL

**Environmental Standards Comments**

- #1:Water Supply (Water Quality) Regulations 2016.
- #2:Water Framework Directive (Standards and Classification) Directions (England and Wales) 2015.
- #3:Operational Targets and EQS. EA, April 2018
- #4:Water Framework Directive (Standards & Classification) Directions (England & Wales) 2015. Dissolved fraction.
- #5:Water Framework Directive (Standards & Classification) Directions (England & Wales) 2015. Dissolved fraction. Lowest criteria presented (<40mg/l of CaCO3). See 'further assessment' if criteria exceeded and hardness (CaCO3) data available.
- #6:Water Framework Directive (Standards and Classification) Directions (England and Wales) 2015. Dissolved Fraction. If hexavalent chromium (CrVI) data is available, a value of 4.7µg/l may be appropriate for the remaining trivalent chromium (CrIII).
- #7:Operational Targets and EQS. EA, April 2018. Dissolved fraction.
- #8:Water Framework Directive (Standards and Classification) Directions (England and Wales) 2015. Dissolved Fraction. If DOC >1mg/l then a higher criteria applies (3.76\*(2.677\*(DOC2+0.5))
- #9:Water Framework Directive (Standards & Classification) Directions (England & Wales) 2015. Dissolved & bioavailable (bio) fraction plus background. M-BAT tool to assess: <http://wfduk.org/resources/river-lakes-metal-bioavailability-assessment-tool-m-bat>
- #10:Water Framework Directive (Standards and Classification) Directions (England and Wales) 2015. Dissolved Fraction. MAC adopted in absence of AA value.
- #11:Guidelines for Drinking-water Quality, 4th Edition. WHO, 2011. Informal value.
- #12:Operational Targets and EQS. EA, April 2018.
- #13:Operational Targets and EQS. EA, April 2018. Lowest criteria presented (<200mg/l CaCO3). See 'further assessment' values if criteria exceeded and hardness (CaCO3) data available.
- #14:Guidelines for Drinking-water Quality, 4th Edition. WHO, 2011. Based on taste rather than a formal guideline.
- #15:Water Framework Directive (Standards and Classification) Directions (England and Wales) 2015. Indicator of 'good' status (90%ile) - Ammonia standard for lakes and rivers (total ammonia as nitrogen).
- #16:Operational Targets and EQS. EA, April 2018. Dissolved fraction. Lowest criteria presented (<50 mg/l CaCO3). See 'further assessment' values if criteria exceeded and hardness (CaCO3) data available.
- #17:Water Supply (Water Quality) Regulations 2016. As SO4.
- #18:US EPA Regional Screening Levels, May 2019. <https://www.epa.gov/risk/regional-screening-levels-rsls-generic-tables>
- #19:Operational Targets and EQS. EA, April 2018. Maximum Allowable Concentration (MAC) adopted in absence of Annual Average (AA) value.

**Legend**

36.2	Results exceeds GAC.
<50	Results MDL is greater than GAC.
-	Determinand has not been tested for.

**Notes**

A range is given where a determinand has been analysed for by more than one method.



				Field_ID	CT07003-X-0.70-ES-191018	CT07006-X-0.10-ES-191022	CT07006-X-0.80-ES-191022	CT07007-X-0.10-ES-191022	CT07007-X-0.60-ES-191022	CT07008A-X-0.05-ES-200207		
				Location_Code	CT07003	CT07006	CT07006	CT07007	CT07007	CT07008A		
				Sample_Death_Range	0.7	0.1	0.6	0.1	0.6	0.05		
				Sampled_Date_Time	19/10/2019	22/10/2019	22/10/2019	22/10/2019	22/10/2019	07/02/2020		
				Matrix_Description								
				UK Drinking Water Standards	UK Estuaries and coastal waters EQS	UK Freshwater EQS						
Chem_Group	ChemName	output unit	EQL									
Metals	Antimony	µg/L	1	5 <sup>#1</sup>			1	4	6	<1	3	<1
	Arsenic	µg/L	0.5	10 <sup>#1</sup>	25 <sup>#2</sup>	50 <sup>#2</sup>	2	4	19	<1	25	<1
	Boron	µg/L	10	1000 <sup>#1</sup>	7000 <sup>#3</sup>	2000 <sup>#3</sup>	280	200	70	300	60	230
	Cadmium	µg/L	0.02	5 <sup>#1</sup>	0.2 <sup>#4</sup>	0.08 <sup>#5</sup>	0.1	0.1	0.1	0.1	0.1	0.6
	Chromium (hexavalent)	µg/L	3		0.6 <sup>#4</sup>	3.4 <sup>#4</sup>	<3	<3	<3	<3	<3	<3
	Chromium	µg/L	1	50 <sup>#1</sup>	0.6 <sup>#4</sup>	3.4 <sup>#6</sup>	<1	<1	2	<1	2	<1
	Chromium (Trivalent)	µg/L	3		4.7 <sup>#4</sup>		-	-	-	-	-	<3
	Cobalt	µg/L	0.5		3 <sup>#7</sup>	3 <sup>#7</sup>	2	<1	<1	<1	<1	<1
	Copper	µg/L	0.3	2000 <sup>#1</sup>	3.78 <sup>#8</sup>	1(bio) <sup>#9</sup>	<1	5	53	<1	29	1
	Lead	µg/L	0.2	10 <sup>#1</sup>	1.3 <sup>#4</sup>	1.2(bio) <sup>#9</sup>	<1	<1	<1	<1	<1	<1
	Mercury	µg/L	0.01	1 <sup>#1</sup>	0.07(MAC) <sup>#10</sup>	0.07(MAC) <sup>#10</sup>	<0.03	<0.03	0.1	<0.03	0.1	<0.03
	Molybdenum	µg/L	1	70 <sup>#11</sup>	20	29	20	29	27	3	150	2
	Nickel	µg/L	0.4	20 <sup>#1</sup>	8.6 <sup>#4</sup>	4(bio) <sup>#9</sup>	6	1	4	3	6	1
	Selenium	µg/L	1	10 <sup>#1</sup>			2	3	25	9	11	2
	Vanadium	µg/L	1		100 <sup>#12</sup>	20 <sup>#13</sup>	1	5	190	<1	44	<1
	Zinc	µg/L	1	3000 <sup>#14</sup>		10.9(bio) <sup>#9</sup>	2	<2	<2	<2	<2	3
Inorganics	Available Phosphate	mg/l	6			-	-	-	-	-	-	
	Available Phosphorus	mg/l	2			-	-	-	-	-	-	
	Ammoniacal Nitrogen as N	mg/L	0.002		0.02 <sup>#2</sup>	0.6 <sup>#15</sup>	0.02	0.02	2.1	0.03	4.5	0.06
	Calcium	mg/L	0.2				254	318	103	159	140	60
	Chloride	mg/L	1	250 <sup>#1</sup>			12	9	28	21	79	10
	Cyanide (Free)	µg/L	2.5	50 <sup>#1</sup>	1 <sup>#2</sup>	250 <sup>#3</sup>	<20	<20	<20	<20	<20	<20
	Cyanide Total	µg/L	5	50 <sup>#1</sup>	1 <sup>#2</sup>	1 <sup>#2</sup>	<20	<20	<20	<20	<20	<20
	Cyanides-complex	µg/L	5	50 <sup>#1</sup>	1 <sup>#2</sup>	1 <sup>#2</sup>	<20	<20	<20	<20	<20	<20
	Fluoride	µg/L	100	1500 <sup>#1</sup>	5000 <sup>#7</sup>	1000 <sup>#16</sup>	500	400	300	400	1100	400
	Magnesium	mg/L	0.036				73	7	<1	57	<1	21
	Potassium	mg/L	0.2				44	22	23	38	19	18
Sodium	mg/L	0.076		200 <sup>#1</sup>		90	47	59	85	95	29	
Sulphate	mg/L	2	250(SO4) <sup>#17</sup>		400 <sup>#3</sup>	1150	779	357	725	408	172	
Phenolics	Xylenols	µg/L	0.5			-	-	-	-	-	-	
	Trimethylphenols	µg/L	0.5			<0.5	<0.5	<0.5	<0.5	<0.5	<0.5	
	Cresol Total	µg/L	0.5			<0.5	<0.5	<0.5	<0.5	<0.5	<0.5	
	Dimethylphenols	µg/L	0.5			<0.5	<0.5	<0.5	<0.5	<0.5	<0.5	
	Phenol	µg/L	0.5	5800 <sup>#18</sup>	7.7 <sup>#2</sup>	7.7 <sup>#2</sup>	<0.5	<0.5	1.1	<0.5	8.1	1.9
Phenols Monohydric	µg/L	0.5				<0.5	<0.5					
Other	Temperature	°C				-	-	-	-	-	-	
	Conductivity @ 25oC	mS/cm	0.01			1.9	1.39	0.795	1.44	1.07	0.635	
	Conductivity @ 20oC	µS/cm	14			-	-	-	-	-	-	
	pH (Lab)	pH Units	1	6.5-9.5 <sup>#1</sup>	6-8.5(MAC) <sup>#19</sup>	6-9(MAC) <sup>#19</sup>	7.3	7.8	10.2	7.6	9.9	7.8

Field_ID	Location_Code	Sample_Depth_Range	Sampled_Date_Time	Matrix_Description
CT07003-X-0.70-ES-191018	CT07003	0.7	19/10/2019	UK Drinking Water Standards
CT07006-X-0.10-ES-191022	CT07006	0.1	22/10/2019	UK Estuaries and coastal waters EQS
CT07006-X-0.80-ES-191022	CT07006	0.8	22/10/2019	UK Freshwater EQS
CT07007-X-0.10-ES-191022	CT07007	0.1	22/10/2019	
CT07007-X-0.60-ES-191022	CT07007	0.6	22/10/2019	
CT07008A-X-0.05-ES-200207	CT07008A	0.05	07/02/2020	

Chem_Group	ChemName	output unit	EQL

**Environmental Standards Comments**

- #1:Water Supply (Water Quality) Regulations 2016.
- #2:Water Framework Directive (Standards and Classification) Directions (England and Wales) 2015.
- #3:Operational Targets and EQS. EA, April 2018
- #4:Water Framework Directive (Standards & Classification) Directions (England & Wales) 2015. Dissolved fraction.
- #5:Water Framework Directive (Standards & Classification) Directions (England & Wales) 2015. Dissolved fraction. Lowest criteria presented (<40mg/l of CaCO3). See 'further assessment' if criteria exceeded and hardness (CaCO3) data available.
- #6:Water Framework Directive (Standards and Classification) Directions (England and Wales) 2015. Dissolved Fraction. If hexavalent chromium (CrVI) data is available, a value of 4.7µg/l may be appropriate for the remaining trivalent chromium (CrIII).
- #7:Operational Targets and EQS. EA, April 2018. Dissolved fraction.
- #8:Water Framework Directive (Standards and Classification) Directions (England and Wales) 2015. Dissolved Fraction. If DOC >1mg/l then a higher criteria applies (3.76\*(2.677\*(DOC2+0.5))
- #9:Water Framework Directive (Standards & Classification) Directions (England & Wales) 2015. Dissolved & bioavailable (bio) fraction plus background. M-BAT tool to assess: <http://wfd.uk.org/resources/river-lakes-metal-bioavailability-assessment-tool-m-bat>
- #10:Water Framework Directive (Standards and Classification) Directions (England and Wales) 2015. Dissolved Fraction. MAC adopted in absence of AA value.
- #11:Guidelines for Drinking-water Quality, 4th Edition. WHO, 2011. Informal value.
- #12:Operational Targets and EQS. EA, April 2018.
- #13:Operational Targets and EQS. EA, April 2018. Lowest criteria presented (<200mg/l CaCO3). See 'further assessment' values if criteria exceeded and hardness (CaCO3) data available.
- #14:Guidelines for Drinking-water Quality, 4th Edition. WHO, 2011. Based on taste rather than a formal guideline.
- #15:Water Framework Directive (Standards and Classification) Directions (England and Wales) 2015. Indicator of 'good' status (90%ile) - Ammonia standard for lakes and rivers (total ammonia as nitrogen).
- #16:Operational Targets and EQS. EA, April 2018. Dissolved fraction. Lowest criteria presented (<50 mg/l CaCO3). See 'further assessment' values if criteria exceeded and hardness (CaCO3) data available.
- #17:Water Supply (Water Quality) Regulations 2016. As SO4.
- #18:US EPA Regional Screening Levels, May 2019. <https://www.epa.gov/risk/regional-screening-levels-rsls-generic-tables>
- #19:Operational Targets and EQS. EA, April 2018. Maximum Allowable Concentration (MAC) adopted in absence of Annual Average (AA) value.

**Legend**

36.2	Results exceeds GAC.
<50	Results MDL is greater than GAC.
-	Determinand has not been tested for.

**Notes**

A range is given where a determinand has been analysed for by more than one method.

				Field_ID	CT07008A-X-1.00-ES-200207	CT07008-X-0.00-ES-200116	CT07008-X-1.00-ES-200116	CT07009-X-0.60-ES-191018	CT07011-X-0.05-ES-191030	CT07011-X-0.50-ES-191030		
				Location_Code	CT07008A	CT07008	CT07008	CT07009	CT07011	CT07011		
				Sample_Death_Range	1	0	1	0.6	0.05	0.5		
				Sampled_Date_Time	07/02/2020	16/01/2020	16/01/2020	18/10/2019	30/10/2019	30/10/2019		
				Matrix_Description								
				UK Drinking Water Standards	UK Estuaries and coastal waters EQS	UK Freshwater EQS						
Chem_Group	ChemName	output unit	EQL									
Metals	Antimony	µg/L	1	5 <sup>#1</sup>			2	<1	2	3	<1	<1
	Arsenic	µg/L	0.5	10 <sup>#1</sup>	25 <sup>#2</sup>	50 <sup>#2</sup>	2	<1	3	7	<1	<1
	Boron	µg/L	10	1000 <sup>#1</sup>	7000 <sup>#3</sup>	2000 <sup>#3</sup>	200	280	220	130	170	230
	Cadmium	µg/L	0.02	5 <sup>#1</sup>	0.2 <sup>#4</sup>	0.08 <sup>#5</sup>	0.58	<0.02	<0.02	0.04	0.1	<0.02
	Chromium (hexavalent)	µg/L	3		0.6 <sup>#4</sup>	3.4 <sup>#4</sup>	<3	<3	<3	<3	<3	<3
	Chromium	µg/L	1	50 <sup>#1</sup>	0.6 <sup>#4</sup>	3.4 <sup>#6</sup>	<1	<1	<1	<1	<1	<1
	Chromium (Trivalent)	µg/L	3			4.7 <sup>#4</sup>	<3	<3	<3	-	-	-
	Cobalt	µg/L	0.5			3 <sup>#7</sup>	<1	<1	<1	<1	<1	<1
	Copper	µg/L	0.3	2000 <sup>#1</sup>	3.76 <sup>#8</sup>	1(bio) <sup>#9</sup>	<1	<1	<1	<1	3	<1
	Lead	µg/L	0.2	10 <sup>#1</sup>	1.3 <sup>#4</sup>	1.2(bio) <sup>#9</sup>	<1	<1	<1	<1	<1	<1
	Mercury	µg/L	0.01	1 <sup>#1</sup>	0.07(MAC) <sup>#10</sup>	0.07(MAC) <sup>#10</sup>	<0.03	<0.03	<0.03	<0.03	<0.03	<0.03
	Molybdenum	µg/L	1	70 <sup>#11</sup>			38	3	27	10	2	7
	Nickel	µg/L	0.4	20 <sup>#1</sup>	8.6 <sup>#4</sup>	4(bio) <sup>#9</sup>	2	3	2	1	4	4
	Selenium	µg/L	1	10 <sup>#1</sup>			11	9	10	9	4	11
	Vanadium	µg/L	1		100 <sup>#12</sup>	20 <sup>#13</sup>	1	<1	3	21	<1	<1
Zinc	µg/L	1	3000 <sup>#14</sup>			4	3	4	4	<2	4	
Inorganics	Available Phosphate	mg/l	6				-	-	-	-	-	-
	Available Phosphorus	mg/l	2				-	-	-	-	-	-
	Ammoniacal Nitrogen as N	mg/L	0.002		0.02 <sup>#2</sup>	0.6 <sup>#15</sup>	0.7	0.17	0.4	0.3	0.04	0.12
	Calcium	mg/L	0.2				57	148	66	115	236	163
	Chloride	mg/L	1	250 <sup>#1</sup>			16	13	14	12	8	12
	Cyanide (Free)	µg/L	2.5	50 <sup>#1</sup>	1 <sup>#2</sup>	250 <sup>#3</sup>	<20	<20	<20	<20	<20	<20
	Cyanide Total	µg/L	5	50 <sup>#1</sup>	1 <sup>#2</sup>	1 <sup>#2</sup>	<20	<20	<20	<20	<20	<20
	cyanides-complex	µg/L	5	50 <sup>#1</sup>	1 <sup>#2</sup>	1 <sup>#2</sup>	-	-	-	-	-	-
	Fluoride	µg/L	100	1500 <sup>#1</sup>	5000 <sup>#7</sup>	1000 <sup>#16</sup>	600	400	400	400	500	400
	Magnesium	mg/L	0.036				18	57	8	3	50	52
Potassium	mg/L	0.2				24	41	21	15	26	34	
Sodium	mg/L	0.076		20 <sup>#13</sup>		83	93	67	27	39	72	
Sulphate	mg/L	2	250(SO4) <sup>#17</sup>		400 <sup>#3</sup>	309	670	291	352	830	727	
Phenolics	Xylenols	µg/L	0.5				-	-	-	-	-	-
	Trimethylphenols	µg/L	0.5				<0.5	<0.5	<0.5	<0.5	<0.5	<0.5
	Cresol Total	µg/L	0.5				<0.5	<0.5	<0.5	<0.5	<0.5	<0.5
	Dimethylphenols	µg/L	0.5				<0.5	<0.5	<0.5	<0.5	<0.5	<0.5
	Phenol	µg/L	0.5	5800 <sup>#18</sup>	7.7 <sup>#2</sup>	7.7 <sup>#2</sup>	<0.5	<0.5	<0.5	0.5	0.7	<0.5
Phenols Monohydric	µg/L	0.5										
Other	Temperature	°C					-	-	-	-	-	-
	Conductivity @ 25oC	mS/cm	0.01				0.883	1.42	0.726	0.714	1.53	1.47
	Conductivity @ 20oC	µS/cm	14				-	-	-	-	-	-
	pH (Lab)	pH Units	1	6.5-9.5 <sup>#1</sup>	6-8.5(MAC) <sup>#19</sup>	6-9(MAC) <sup>#19</sup>	8	7.6	7.9	7.4	7.4	7.5

Field_ID	Location_Code	Sample_Death_Range	Sampled_Date_Time	Matrix_Description
CT07008A-X-1.00-ES-200207	CT07008A	1	07/02/2020	UK Drinking Water Standards
CT07008-X-0.00-ES-200116	CT07008	0	16/01/2020	UK Estuaries and coastal waters EQS
CT07008-X-1.00-ES-200116	CT07008	1	16/01/2020	UK Freshwater EQS
CT07009-X-0.60-ES-191018	CT07009	0.6	18/10/2019	
CT07011-X-0.05-ES-191030	CT07011	0.05	30/10/2019	
CT07011-X-0.50-ES-191030	CT07011	0.5	30/10/2019	

Chem_Group	ChemName	output unit	EQL

**Environmental Standards Comments**

- #1:Water Supply (Water Quality) Regulations 2016.
- #2:Water Framework Directive (Standards and Classification) Directions (England and Wales) 2015.
- #3:Operational Targets and EQS. EA, April 2018
- #4:Water Framework Directive (Standards & Classification) Directions (England & Wales) 2015. Dissolved fraction.
- #5:Water Framework Directive (Standards & Classification) Directions (England & Wales) 2015. Dissolved fraction. Lowest criteria presented (<40mg/l of CaCO3). See 'further assessment' if criteria exceeded and hardness (CaCO3) data available.
- #6:Water Framework Directive (Standards and Classification) Directions (England and Wales) 2015. Dissolved Fraction. If hexavalent chromium (CrVI) data is available, a value of 4.7µg/l may be appropriate for the remaining trivalent chromium (CrIII).
- #7:Operational Targets and EQS. EA, April 2018. Dissolved fraction.
- #8:Water Framework Directive (Standards and Classification) Directions (England and Wales) 2015. Dissolved Fraction. If DOC >1mg/l then a higher criteria applies (3.76\*(2.677\*(DOC2+0.5))
- #9:Water Framework Directive (Standards & Classification) Directions (England & Wales) 2015. Dissolved & bioavailable (bio) fraction plus background. M-BAT tool to assess: <http://wfd.uk.org/resources/river-lakes-metal-bioavailability-assessment-tool-m-bat>
- #10:Water Framework Directive (Standards and Classification) Directions (England and Wales) 2015. Dissolved Fraction. MAC adopted in absence of AA value.
- #11:Guidelines for Drinking-water Quality, 4th Edition. WHO, 2011. Informal value.
- #12:Operational Targets and EQS. EA, April 2018.
- #13:Operational Targets and EQS. EA, April 2018. Lowest criteria presented (<200mg/l CaCO3). See 'further assessment' values if criteria exceeded and hardness (CaCO3) data available.
- #14:Guidelines for Drinking-water Quality, 4th Edition. WHO, 2011. Based on taste rather than a formal guideline.
- #15:Water Framework Directive (Standards and Classification) Directions (England and Wales) 2015. Indicator of 'good' status (90%ile) - Ammonia standard for lakes and rivers (total ammonia as nitrogen).
- #16:Operational Targets and EQS. EA, April 2018. Dissolved fraction. Lowest criteria presented (<50 mg/l CaCO3). See 'further assessment' values if criteria exceeded and hardness (CaCO3) data available.
- #17:Water Supply (Water Quality) Regulations 2016. As SO4.
- #18:US EPA Regional Screening Levels, May 2019. <https://www.epa.gov/risk/regional-screening-levels-rsls-generic-tables>
- #19:Operational Targets and EQS. EA, April 2018. Maximum Allowable Concentration (MAC) adopted in absence of Annual Average (AA) value.

**Legend**

36.2	Results exceeds GAC.
<50	Results MDL is greater than GAC.
-	Determinand has not been tested for.

**Notes**

A range is given where a determinand has been analysed for by more than one method.

		Field_ID	CT07011-X-0.50-ES-191030	CT07011-X-1.00-ES-191030	CT07013-X-0.05-ES-191017	CT07013-X-0.50-ES-191017	CT07013-X-1.00-ES-191017	CT07014-X-0.05-ES-191021
		Location_Code	CT07011	CT07011	CT07013	CT07013	CT07013	CT07014
		Sample_Death_Range	0.5	1	0.05	0.5	1	0.05
		Sampled_Date_Time	30/10/2019	30/10/2019	17/10/2019	17/10/2019	17/10/2019	21/10/2019
		Matrix_Description						
		UK Drinking Water Standards						
		UK Estuaries and coastal waters EQS						
		UK Freshwater EQS						
Chem_Group	ChemName	output unit	EQ1					
Metals	Antimony	µg/L	1	5 <sup>#1</sup>				
	Arsenic	µg/L	0.5	10 <sup>#1</sup>	25 <sup>#2</sup>	50 <sup>#2</sup>	<1	1
	Boron	µg/L	10	1000 <sup>#1</sup>	7000 <sup>#3</sup>	2000 <sup>#3</sup>	240	10,800
	Cadmium	µg/L	0.02	5 <sup>#1</sup>	0.2 <sup>#4</sup>	0.08 <sup>#5</sup>	<0.02	0.1
	Chromium (hexavalent)	µg/L	3		0.6 <sup>#4</sup>	3.4 <sup>#4</sup>	<3	<3
	Chromium	µg/L	1	50 <sup>#1</sup>	0.6 <sup>#4</sup>	3.4 <sup>#6</sup>	<1	<1
	Chromium (Trivalent)	µg/L	3		4.7 <sup>#4</sup>			
	Cobalt	µg/L	0.5		3 <sup>#7</sup>			
	Copper	µg/L	0.3	2000 <sup>#1</sup>	3.78 <sup>#8</sup>	1(bio) <sup>#9</sup>	<1	<1
	Lead	µg/L	0.2	10 <sup>#1</sup>	1.3 <sup>#4</sup>	1.2(bio) <sup>#9</sup>	<1	<1
	Mercury	µg/L	0.01	1 <sup>#1</sup>	0.07(MAC) <sup>#10</sup>	0.07(MAC) <sup>#10</sup>	<0.03	0.1
	Molybdenum	µg/L	1	70 <sup>#11</sup>			7	779
	Nickel	µg/L	0.4	20 <sup>#1</sup>	8.6 <sup>#4</sup>	4(bio) <sup>#9</sup>	3	3
	Selenium	µg/L	1	10 <sup>#1</sup>			10	5
	Vanadium	µg/L	1		100 <sup>#12</sup>	20 <sup>#13</sup>	<1	13
	Zinc	µg/L	1	3000 <sup>#14</sup>			4	3
Inorganics	Available Phosphate	mg/l	6					
	Available Phosphorus	mg/l	2					
	Ammoniacal Nitrogen as N	mg/L	0.002		0.02 <sup>#2</sup>	0.6 <sup>#15</sup>	0.17	1.1
	Calcium	mg/L	0.2				100	132
	Chloride	mg/L	1	250 <sup>#1</sup>			12	714
	Cyanide (Free)	µg/L	2.5	50 <sup>#1</sup>	1 <sup>#2</sup>	250 <sup>#3</sup>	<20	2
	Cyanide Total	µg/L	5	50 <sup>#1</sup>	1 <sup>#2</sup>	1 <sup>#2</sup>	<20	<20
	Cyanides-complex	µg/L	5	50 <sup>#1</sup>	1 <sup>#2</sup>	1 <sup>#2</sup>	<20	<20
	Fluoride	µg/L	100	1500 <sup>#1</sup>	5000 <sup>#7</sup>	1000 <sup>#16</sup>	400	800
	Magnesium	mg/L	0.036				36	39
	Potassium	mg/L	0.2				29	165
	Sodium	mg/L	0.076				70	582
Sulphate	mg/L	2	250(SO4) <sup>#17</sup>			479	618	
Phenolics	Xylenols	µg/L	0.5					
	Trimethylphenols	µg/L	0.5					
	Cresol Total	µg/L	0.5					
	Dimethylphenols	µg/L	0.5					
	Phenol	µg/L	0.5	5800 <sup>#18</sup>	7.7 <sup>#2</sup>	7.7 <sup>#2</sup>	<0.5	<0.5
Phenols Monohydric	µg/L	0.5				0.6	6.7	
Other	Temperature	°C						
	Conductivity @ 25oC	mS/cm	0.01					
	Conductivity @ 20oC	µS/cm	14					
	pH (Lab)	pH Units	1	6.5-9.5 <sup>#1</sup>	6-8.5(MAC) <sup>#19</sup>	6-9(MAC) <sup>#19</sup>	7.7	7.8

Field_ID	Location_Code	Sample_Depth_Range	Sampled_Date_Time	Matrix_Description
CT07011-X-0.50-ES-191030	CT07011	0.5	30/10/2019	UK Drinking Water Standards
CT07011-X-1.00-ES-191030	CT07011	1	30/10/2019	UK Estuaries and coastal waters EQS
CT07013-X-0.05-ES-191017	CT07013	0.05	17/10/2019	UK Freshwater EQS
CT07013-X-0.50-ES-191017	CT07013	0.5	17/10/2019	
CT07013-X-1.00-ES-191017	CT07013	1	17/10/2019	
CT07014-X-0.05-ES-191021	CT07014	0.05	21/10/2019	

Chem_Group	ChemName	output unit	EQL

**Environmental Standards Comments**

- #1:Water Supply (Water Quality) Regulations 2016.
- #2:Water Framework Directive (Standards and Classification) Directions (England and Wales) 2015.
- #3:Operational Targets and EQS. EA, April 2018
- #4:Water Framework Directive (Standards & Classification) Directions (England & Wales) 2015. Dissolved fraction.
- #5:Water Framework Directive (Standards & Classification) Directions (England & Wales) 2015. Dissolved fraction. Lowest criteria presented (<40mg/l of CaCO3). See 'further assessment' if criteria exceeded and hardness (CaCO3) data available.
- #6:Water Framework Directive (Standards and Classification) Directions (England and Wales) 2015. Dissolved Fraction. If hexavalent chromium (CrVI) data is available, a value of 4.7µg/l may be appropriate for the remaining trivalent chromium (CrIII).
- #7:Operational Targets and EQS. EA, April 2018. Dissolved fraction.
- #8:Water Framework Directive (Standards and Classification) Directions (England and Wales) 2015. Dissolved Fraction. If DOC >1mg/l then a higher criteria applies (3.76\*(2.677\*(DOC2+0.5))
- #9:Water Framework Directive (Standards & Classification) Directions (England & Wales) 2015. Dissolved & bioavailable (bio) fraction plus background. M-BAT tool to assess: <http://wfd.uk.org/resources/river-lakes-metal-bioavailability-assessment-tool-m-bat>
- #10:Water Framework Directive (Standards and Classification) Directions (England and Wales) 2015. Dissolved Fraction. MAC adopted in absence of AA value.
- #11:Guidelines for Drinking-water Quality, 4th Edition. WHO, 2011. Informal value.
- #12:Operational Targets and EQS. EA, April 2018.
- #13:Operational Targets and EQS. EA, April 2018. Lowest criteria presented (<200mg/l CaCO3). See 'further assessment' values if criteria exceeded and hardness (CaCO3) data available.
- #14:Guidelines for Drinking-water Quality, 4th Edition. WHO, 2011. Based on taste rather than a formal guideline.
- #15:Water Framework Directive (Standards and Classification) Directions (England and Wales) 2015. Indicator of 'good' status (90%ile) - Ammonia standard for lakes and rivers (total ammonia as nitrogen).
- #16:Operational Targets and EQS. EA, April 2018. Dissolved fraction. Lowest criteria presented (<50 mg/l CaCO3). See 'further assessment' values if criteria exceeded and hardness (CaCO3) data available.
- #17:Water Supply (Water Quality) Regulations 2016. As SO4.
- #18:US EPA Regional Screening Levels, May 2019. <https://www.epa.gov/risk/regional-screening-levels-rsls-generic-tables>
- #19:Operational Targets and EQS. EA, April 2018. Maximum Allowable Concentration (MAC) adopted in absence of Annual Average (AA) value.

**Legend**

36.2	Results exceeds GAC.
<50	Results MDL is greater than GAC.
-	Determinand has not been tested for.

**Notes**

A range is given where a determinand has been analysed for by more than one method.

				Field_ID	CT07014-X-1.20-ES-191021	CT07015-X-1.00-ES-200115	CT07017-X-0.10-ES-191007	CT07018-X-0.05-ES-200114	CT07018-X-1.00-ES-200114	CT07020-X-0.00-ES-200117		
				Location_Code	CT07014	CT07015	CT07017	CT07018	CT07018	CT07020		
				Sample_Death_Range	1,2	1	0,1	0,05	1	0		
				Sampled_Date_Time	21/10/2019	15/01/2020	07/10/2019	14/01/2020	14/01/2020	17/01/2020		
				Matrix_Description								
				UK Drinking Water Standards	UK Estuaries and coastal waters EQS	UK Freshwater EQS						
Chem_Group	ChemName	output unit	EQL									
Metals	Antimony	µg/L	1	5 <sup>#1</sup>			1	1	<1	7	1	<1
	Arsenic	µg/L	0.5	10 <sup>#1</sup>	25 <sup>#2</sup>	50 <sup>#2</sup>	3	1	1.41	12	1	1
	Boron	µg/L	10	1000 <sup>#1</sup>	7000 <sup>#3</sup>	2000 <sup>#3</sup>	220	310	350	770	120	260
	Cadmium	µg/L	0.02	5 <sup>#1</sup>	0.2 <sup>#4</sup>	0.08 <sup>#5</sup>	0.1	0.06	<0.08	<0.02	0.05	0.03
	Chromium (hexavalent)	µg/L	3		0.6 <sup>#4</sup>	3.4 <sup>#4</sup>	<3	<3	<3	<3	<3	<3
	Chromium	µg/L	1	50 <sup>#1</sup>	0.6 <sup>#4</sup>	3.4 <sup>#6</sup>	<1	<1	<1	2	<1	<1
	Chromium (Trivalent)	µg/L	3			4.7 <sup>#4</sup>	-	<3	<3	<3	<1	<1
	Cobalt	µg/L	0.5		3 <sup>#7</sup>	3 <sup>#7</sup>	1	2	4.29	<1	6	<1
	Copper	µg/L	0.3	2000 <sup>#1</sup>	3.76 <sup>#8</sup>	1(bio) <sup>#9</sup>	<1	<1	0.735	6	2	4
	Lead	µg/L	0.2	10 <sup>#1</sup>	1.3 <sup>#4</sup>	1.2(bio) <sup>#9</sup>	<1	<1	<0.2	<1	<1	<1
	Mercury	µg/L	0.01	1 <sup>#1</sup>	0.07(MAC) <sup>#10</sup>	0.07(MAC) <sup>#10</sup>	<0.03	<0.03	<0.01	<0.03	<0.03	0.07
	Molybdenum	µg/L	1	70 <sup>#11</sup>			30	9	4.01	15	30	3
	Nickel	µg/L	0.4	20 <sup>#1</sup>	8.6 <sup>#4</sup>	4(bio) <sup>#9</sup>	5	7	17.7	1	14	6
	Selenium	µg/L	1	10 <sup>#1</sup>			5	14	31.1	3	45	<1
	Vanadium	µg/L	1		100 <sup>#12</sup>	20 <sup>#13</sup>	2	<1	14	14	<1	3
	Zinc	µg/L	1	3000 <sup>#14</sup>		10.9(bio) <sup>#9</sup>	<2	14	1.52	<2	<2	<2
	Inorganics	Available Phosphate	mg/l	6			-	-	-	-	-	-
Available Phosphorus		mg/l	2			-	-	-	-	-	-	
Ammoniacal Nitrogen as N		mg/L	0.002		0.02 <sup>#2</sup>	0.6 <sup>#15</sup>	0.03	0.7	0.0224	0.04	0.05	0.06
Calcium		mg/L	0.2			148	264	482	82	700	7	46
Chloride		mg/L	1	250 <sup>#1</sup>		14	21	14.4	2	41		
Cyanide (Free)		µg/L	2.5	50 <sup>#1</sup>	1 <sup>#2</sup>	250 <sup>#3</sup>	<20	<20	<2.5	<20	<20	<20
Cyanide Total		µg/L	5	50 <sup>#1</sup>	1 <sup>#2</sup>	1 <sup>#2</sup>	<20	<20	<5	<20	<20	<20
cyanides-complex		µg/L	5	50 <sup>#1</sup>	1 <sup>#2</sup>	1 <sup>#2</sup>	-	-	<5	-	-	-
Fluoride		µg/L	100	1500 <sup>#1</sup>	5000 <sup>#7</sup>	1000 <sup>#16</sup>	500	200	<500	600	1100	1700
Magnesium		mg/L	0.036			49	90	136	5	45	6	6
Potassium		mg/L	0.2			36	47	55.4	9	35	13	13
Sodium	mg/L	0.076		200 <sup>#1</sup>		76	112	80.4	17	80	4	
Sulphate	mg/L	2	250(SO4) <sup>#17</sup>		400 <sup>#3</sup>	701	1160	1810	162	1940	6	
Phenolics	Xylenols	µg/L	0.5			-	-	<0.5	-	-	-	
	Trimethylphenols	µg/L	0.5			<0.5	<0.5	-	<0.5	<0.5	<0.5	
	Cresol Total	µg/L	0.5			<0.5	<0.5	<0.5	<0.5	<0.5	<0.5	
	Dimethylphenols	µg/L	0.5			<0.5	<0.5	-	<0.5	<0.5	<0.5	
	Phenol	µg/L	0.5	5800 <sup>#18</sup>	7.7 <sup>#2</sup>	7.7 <sup>#2</sup>	2.6	0.9	<0.5	1.2	<0.5	8.6
Phenols Monohydric	µg/L	0.5						<0.5				
Other	Temperature	°C				-	-	-	-	-	-	
	Conductivity @ 25oC	mS/cm	0.01			1.33	2.06	-	0.52	2.67	0.319	
	Conductivity @ 20oC	µS/cm	14			-	-	-	-	-	-	
	pH (Lab)	pH Units	1	6.5-9.5 <sup>#1</sup>	6-8.5(MAC) <sup>#19</sup>	6-9(MAC) <sup>#19</sup>	7.4	7.7	-	8	7.3	8

Field_ID	Location_Code	Sample_Depth	Sample_Depth_Range	Sampled_Date	Matrix_Description
CT07014-X-1.20-ES-191021	CT07014	1.2	1-2	21/10/2019	UK Drinking Water Standards
CT07015-X-1.00-ES-200115	CT07015	1	1	15/01/2020	UK Estuaries and coastal waters EQS
CT07017-X-0.10-ES-191007	CT07017	0.1	0.1	07/10/2019	UK Freshwater EQS
CT07018-X-0.05-ES-200114	CT07018	0.05	0.05	14/01/2020	
CT07018-X-1.00-ES-200114	CT07018	1	1	14/01/2020	
CT07020-X-0.00-ES-200117	CT07020	0	0	17/01/2020	

Chem_Group	ChemName	output unit	EQL

**Environmental Standards Comments**

- #1:Water Supply (Water Quality) Regulations 2016.
- #2:Water Framework Directive (Standards and Classification) Directions (England and Wales) 2015.
- #3:Operational Targets and EQS. EA, April 2018
- #4:Water Framework Directive (Standards & Classification) Directions (England & Wales) 2015. Dissolved fraction.
- #5:Water Framework Directive (Standards & Classification) Directions (England & Wales) 2015. Dissolved fraction. Lowest criteria presented (<40mg/l of CaCO3). See 'further assessment' if criteria exceeded and hardness (CaCO3) data available.
- #6:Water Framework Directive (Standards and Classification) Directions (England and Wales) 2015. Dissolved Fraction. If hexavalent chromium (CrVI) data is available, a value of 4.7µg/l may be appropriate for the remaining trivalent chromium (CrIII).
- #7:Operational Targets and EQS. EA, April 2018. Dissolved fraction.
- #8:Water Framework Directive (Standards and Classification) Directions (England and Wales) 2015. Dissolved Fraction. If DOC >1mg/l then a higher criteria applies (3.76\*(2.677\*(DOC2+0.5)))
- #9:Water Framework Directive (Standards & Classification) Directions (England & Wales) 2015. Dissolved & bioavailable (bio) fraction plus background. M-BAT tool to assess: <http://wfduk.org/resources/river-lakes-metal-bioavailability-assessment-tool-m-bat>
- #10:Water Framework Directive (Standards and Classification) Directions (England and Wales) 2015. Dissolved Fraction. MAC adopted in absence of AA value.
- #11:Guidelines for Drinking-water Quality, 4th Edition. WHO, 2011. Informal value.
- #12:Operational Targets and EQS. EA, April 2018.
- #13:Operational Targets and EQS. EA, April 2018. Lowest criteria presented (<200mg/l CaCO3). See 'further assessment' values if criteria exceeded and hardness (CaCO3) data available.
- #14:Guidelines for Drinking-water Quality, 4th Edition. WHO, 2011. Based on taste rather than a formal guideline.
- #15:Water Framework Directive (Standards and Classification) Directions (England and Wales) 2015. Indicator of 'good' status (90%ile) - Ammonia standard for lakes and rivers (total ammonia as nitrogen).
- #16:Operational Targets and EQS. EA, April 2018. Dissolved fraction. Lowest criteria presented (<50 mg/l CaCO3). See 'further assessment' values if criteria exceeded and hardness (CaCO3) data available.
- #17:Water Supply (Water Quality) Regulations 2016. As SO4.
- #18:US EPA Regional Screening Levels, May 2019. <https://www.epa.gov/risk/regional-screening-levels-rsls-generic-tables>
- #19:Operational Targets and EQS. EA, April 2018. Maximum Allowable Concentration (MAC) adopted in absence of Annual Average (AA) value.

**Legend**

36.2	Results exceeds GAC.
<50	Results MDL is greater than GAC.
-	Determinand has not been tested for.

**Notes**

A range is given where a determinand has been analysed for by more than one method.



				Field_ID	CT07020-X-1.00-ES-200117	CT07021-X-0.00-ES-200205	CT07021-X-1.00-ES-200205	CT08002-X-0.05-ES-190923	CT08002-X-0.50-ES-190923	CT08003-X-0.05-ES-190923		
				Location_Code	CT07020	CT07021	CT07021	CT08002	CT08002	CT08003		
				Sample_Death_Range	1	0	1	0.05	0.5	0.05		
				Sampled_Date_Time	17/01/2020	05/02/2020	05/02/2020	23/09/2019	23/09/2019	23/09/2019		
				Matrix_Description								
				UK Drinking Water Standards	UK Estuaries and coastal waters EQS	UK Freshwater EQS						
Chem_Group	ChemName	output unit	EQI									
Metals	Antimony	µg/L	1	5 <sup>#1</sup>			<1	<1	4	1.01	<1	1.21
	Arsenic	µg/L	0.5	10 <sup>#1</sup>	25 <sup>#2</sup>	50 <sup>#2</sup>	<1	4	2.08	1.43	6.79	6.79
	Boron	µg/L	10	1000 <sup>#1</sup>	7000 <sup>#3</sup>	2000 <sup>#3</sup>	530	620	110	432	1140	606
	Cadmium	µg/L	0.02	5 <sup>#1</sup>	0.2 <sup>#4</sup>	0.08 <sup>#5</sup>	<0.02	<0.02	<0.02	<0.08	<0.08	<0.08
	Chromium (hexavalent)	µg/L	3		0.6 <sup>#4</sup>	3.4 <sup>#4</sup>	<3	<3	<3	<3	<3	<3
	Chromium	µg/L	1	50 <sup>#1</sup>	0.6 <sup>#4</sup>	3.4 <sup>#6</sup>	<1	<1	<1	1.71	1.66	1.33
	Chromium (Trivalent)	µg/L	3			4.7 <sup>#4</sup>	<3	<3	<3	<3	<3	<3
	Cobalt	µg/L	0.5		3 <sup>#7</sup>	3 <sup>#7</sup>	<1	<1	<1	0.526	<0.5	<0.5
	Copper	µg/L	0.3	2000 <sup>#1</sup>	3.76 <sup>#8</sup>	1(bio) <sup>#9</sup>	3	<1	<1	14.3	11.2	20.3
	Lead	µg/L	0.2	10 <sup>#1</sup>	1.3 <sup>#4</sup>	1.2(bio) <sup>#9</sup>	<1	2	<1	0.825	<0.2	0.575
	Mercury	µg/L	0.01	1 <sup>#1</sup>	0.07(MAC) <sup>#10</sup>	0.07(MAC) <sup>#10</sup>	<0.03	<0.03	<0.03	<0.01	<0.01	0.0139
	Molybdenum	µg/L	1	70 <sup>#11</sup>	4	17	4	17	4	5.13	14.7	11.2
	Nickel	µg/L	0.4	20 <sup>#1</sup>	8.6 <sup>#4</sup>	4(bio) <sup>#9</sup>	2	<1	1	7.75	2.86	16.3
	Selenium	µg/L	1	10 <sup>#1</sup>			<1	<1	<1	1.72	1.71	1.66
	Vanadium	µg/L	1		100 <sup>#12</sup>	20 <sup>#13</sup>	<1	1	<1	2.48	<1	8.95
Zinc	µg/L	1	3000 <sup>#14</sup>		10.9(bio) <sup>#9</sup>	<2	<2	<2	44.1	8.24	48	
Inorganics	Available Phosphate	mg/l	6				-	-	-	-	-	-
	Available Phosphorus	mg/l	2				-	-	-	-	-	-
	Ammoniacal Nitrogen as N	mg/L	0.002		0.02 <sup>#2</sup>	0.6 <sup>#15</sup>	0.05	6	0.5	0.0243	0.0139	0.0237
	Calcium	mg/L	0.2				49	28	42	42.9	13	34.5
	Chloride	mg/L	1	250 <sup>#1</sup>			66	609	279	14.8	49.3	28.2
	Cyanide (Free)	µg/L	2.5	50 <sup>#1</sup>	1 <sup>#2</sup>	1 <sup>#2</sup>	<20	<20	<20	<2.5	<2.5	<2.5
	Cyanide Total	µg/L	5	50 <sup>#1</sup>	1 <sup>#2</sup>	1 <sup>#2</sup>	<20	<20	<20	<5	<5	<5
	cyanides-complex	µg/L	5	50 <sup>#1</sup>	1 <sup>#2</sup>	1 <sup>#2</sup>	-	-	-	<5	<5	<5
	Fluoride	µg/L	100	1500 <sup>#1</sup>	5000 <sup>#7</sup>	1000 <sup>#16</sup>	2300	900	300	2070	5330	2580
	Magnesium	mg/L	0.036				20	23	18	5.47	8.1	7.38
	Potassium	mg/L	0.2				6	48.7	16.4	13.1	6.04	18.6
Sodium	mg/L	0.076		200 <sup>#1</sup>		80	468	167	13.8	140	24.4	
Sulphate	mg/L	2	250(SO4) <sup>#17</sup>		400 <sup>#3</sup>	105	23	33	7.5	71.7	<2	
Phenolics	Xylenols	µg/L	0.5				-	-	<0.5	<0.5	<0.5	
	Trimethylphenols	µg/L	0.5				<0.5	<0.5	<0.5	<0.5	<0.5	
	Cresol Total	µg/L	0.5				<0.5	<0.5	<0.5	<0.5	<0.5	
	Dimethylphenols	µg/L	0.5				<0.5	<0.5	<0.5	<0.5	<0.5	
	Phenol	µg/L	0.5	5800 <sup>#18</sup>	7.7 <sup>#2</sup>	7.7 <sup>#2</sup>	3.3	2.2	1.4	<1	<1	<1
Phenols Monohydric	µg/L	0.5							<1	<1	<1	
Other	Temperature	°C					-	-	-	-	-	-
	Conductivity @ 25oC	mS/cm	0.01				0.78	2.68	1.24	-	-	-
	Conductivity @ 20oC	µS/cm	14				-	-	-	-	-	-
	pH (Lab)	pH Units	1	6.5-9.5 <sup>#1</sup>	6-8.5(MAC) <sup>#19</sup>	6-9(MAC) <sup>#19</sup>	8	8.3	8	-	-	-

Field_ID	Location_Code	Sample_Death_Range	Sampled_Date_Time	Matrix_Description
CT07020-X-1.00-ES-200117	CT07020	1	17/01/2020	UK Drinking Water Standards
CT07021-X-0.00-ES-200205	CT07021	0	05/02/2020	UK Estuaries and coastal waters EQS
CT07021-X-1.00-ES-200205	CT07021	1	05/02/2020	UK Freshwater EQS
CT08002-X-0.05-ES-190923	CT08002	0.05	23/09/2019	
CT08002-X-0.50-ES-190923	CT08002	0.5	23/09/2019	
CT08003-X-0.05-ES-190923	CT08003	0.05	23/09/2019	

Chem_Group	ChemName	output unit	EQL

**Environmental Standards Comments**

- #1:Water Supply (Water Quality) Regulations 2016.
- #2:Water Framework Directive (Standards and Classification) Directions (England and Wales) 2015.
- #3:Operational Targets and EQS. EA, April 2018
- #4:Water Framework Directive (Standards & Classification) Directions (England & Wales) 2015. Dissolved fraction.
- #5:Water Framework Directive (Standards & Classification) Directions (England & Wales) 2015. Dissolved fraction. Lowest criteria presented (<40mg/l of CaCO3). See 'further assessment' if criteria exceeded and hardness (CaCO3) data available.
- #6:Water Framework Directive (Standards and Classification) Directions (England and Wales) 2015. Dissolved Fraction. If hexavalent chromium (CrVI) data is available, a value of 4.7µg/l may be appropriate for the remaining trivalent chromium (CrIII).
- #7:Operational Targets and EQS. EA, April 2018. Dissolved fraction.
- #8:Water Framework Directive (Standards and Classification) Directions (England and Wales) 2015. Dissolved Fraction. If DOC >1mg/l then a higher criteria applies (3.76\*(2.677\*(DOC2+0.5)))
- #9:Water Framework Directive (Standards & Classification) Directions (England & Wales) 2015. Dissolved & bioavailable (bio) fraction plus background. M-BAT tool to assess: <http://wfd.uk.org/resources/river-lakes-metal-bioavailability-assessment-tool-m-bat>
- #10:Water Framework Directive (Standards and Classification) Directions (England and Wales) 2015. Dissolved Fraction. MAC adopted in absence of AA value.
- #11:Guidelines for Drinking-water Quality, 4th Edition. WHO, 2011. Informal value.
- #12:Operational Targets and EQS. EA, April 2018.
- #13:Operational Targets and EQS. EA, April 2018. Lowest criteria presented (<200mg/l CaCO3). See 'further assessment' values if criteria exceeded and hardness (CaCO3) data available.
- #14:Guidelines for Drinking-water Quality, 4th Edition. WHO, 2011. Based on taste rather than a formal guideline.
- #15:Water Framework Directive (Standards and Classification) Directions (England and Wales) 2015. Indicator of 'good' status (90%ile) - Ammonia standard for lakes and rivers (total ammonia as nitrogen).
- #16:Operational Targets and EQS. EA, April 2018. Dissolved fraction. Lowest criteria presented (<50 mg/l CaCO3). See 'further assessment' values if criteria exceeded and hardness (CaCO3) data available.
- #17:Water Supply (Water Quality) Regulations 2016. As SO4.
- #18:US EPA Regional Screening Levels, May 2019. <https://www.epa.gov/risk/regional-screening-levels-rsls-generic-tables>
- #19:Operational Targets and EQS. EA, April 2018. Maximum Allowable Concentration (MAC) adopted in absence of Annual Average (AA) value.

**Legend**

36.2	Results exceeds GAC.
<50	Results MDL is greater than GAC.
-	Determinand has not been tested for.

**Notes**

A range is given where a determinand has been analysed for by more than one method.

				Field_ID	CT08003-X-0.50-ES-190923	CT08004-X-0.05-ES-190923	CT08004-X-0.50-ES-190923	CT08005-X-0.05-ES-190920	CT08005-X-0.50-ES-190920	CT08006-X-0.30-ES-191014		
				Location_Code	CT08003	CT08004	CT08004	CT08005	CT08005	CT08006		
				Sample_Depth Range	0.5	0.05	0.5	0.05	0.5	0.3		
				Sampled Date Time	23/09/2019	23/09/2019	23/09/2019	20/09/2019	20/09/2019	14/10/2019		
				Matrix Description								
				UK Drinking Water Standards								
				UK Estuaries and coastal waters EQS								
				UK Freshwater EQS								
Chem_Group	ChemName	output unit	EQL									
Metals	Antimony	µg/L	1	5 <sup>#1</sup>			<1	<1	1.12	<1	<1	
	Arsenic	µg/L	0.5	10 <sup>#1</sup>	25 <sup>#2</sup>	50 <sup>#2</sup>	1.98	4.61	1.63	4.78	1.8	2.16
	Boron	µg/L	10	1000 <sup>#1</sup>	7000 <sup>#3</sup>	2000 <sup>#3</sup>	718	185	702	96.3	381	1930
	Cadmium	µg/L	0.02	5 <sup>#1</sup>	0.2 <sup>#4</sup>	0.08 <sup>#5</sup>	<0.08	<0.08	<0.08	<0.08	<0.08	<0.08
	Chromium (hexavalent)	µg/L	3		0.6 <sup>#4</sup>	3.4 <sup>#4</sup>	<3	<3	<3	<3	<3	<3
	Chromium	µg/L	1	50 <sup>#1</sup>	0.6 <sup>#4</sup>	3.4 <sup>#6</sup>	<1	<1	<1	1.37	<1	<1
	Chromium (Trivalent)	µg/L	3		4.7 <sup>#4</sup>		<3	<3	<3	<3	<3	<3
	Cobalt	µg/L	0.5		3 <sup>#7</sup>		<0.5	<0.5	<0.5	<0.5	<0.5	<0.5
	Copper	µg/L	0.3	2000 <sup>#1</sup>	3.78 <sup>#8</sup>	1160 <sup>#9</sup>	9.66	10.4	8.54	15	16.2	29.6
	Lead	µg/L	0.2	10 <sup>#1</sup>	1.3 <sup>#4</sup>	1.210 <sup>#9</sup>	<0.2	<0.2	<0.2	<0.2	0.58	0.769
	Mercury	µg/L	0.01	1 <sup>#1</sup>	0.07(MAC) <sup>#10</sup>	0.07(MAC) <sup>#10</sup>	<0.01	<0.01	<0.01	<0.01	<0.01	0.0385
	Molybdenum	µg/L	1	70 <sup>#11</sup>			12	13.2	3.74	12.5	<3	<3
	Nickel	µg/L	0.4	20 <sup>#1</sup>	8.6 <sup>#4</sup>	4160 <sup>#9</sup>	4.9	9.36	3.76	14.4	12.3	15.6
	Selenium	µg/L	1	10 <sup>#1</sup>			1.43	1.58	1.28	1.6	<1	1.23
Vanadium	µg/L	1		100 <sup>#12</sup>	20 <sup>#13</sup>	2.02	3.61	<1	3.24	1.62	2.11	
Zinc	µg/L	1	3000 <sup>#14</sup>			4.12	4.19	4.58	5.34	5.88	101	
Inorganics	Available Phosphate	mg/l	6				-	-	-	-	-	
	Available Phosphorus	mg/l	2				-	-	-	-	-	
	Ammoniacal Nitrogen as N	mg/L	0.002		0.02 <sup>#2</sup>	0.6 <sup>#15</sup>	0.0115	0.0212	0.0521	0.0347	1.89	0.0172
	Calcium	mg/L	0.2				21.8	75.2	412	74.6	18.6	29.9
	Chloride	mg/L	1	250 <sup>#1</sup>			48.4	25.6	115	14.4	15	31.8
	Cyanide (Free)	µg/L	2.5	50 <sup>#1</sup>	1 <sup>#2</sup>	250 <sup>#3</sup>	<2.5	<2.5	<2.5	<2.5	<2.5	<2.5
	Cyanide Total	µg/L	5	50 <sup>#1</sup>	1 <sup>#2</sup>	1 <sup>#2</sup>	<5	<5	<5	<5	<5	<5
	cyanides-complex	µg/L	5	50 <sup>#1</sup>	1 <sup>#2</sup>	1 <sup>#2</sup>	<5	<5	<5	<5	<5	<5
	Fluoride	µg/L	100	1500 <sup>#1</sup>	5000 <sup>#7</sup>	1000 <sup>#16</sup>	2860	1790	1710	1820	3580	3920
	Magnesium	mg/L	0.036				13.5	8.49	157	7.82	13.6	11.4
Potassium	mg/L	0.2				13.8	26.1	25	22.7	3.09	15.1	
Sodium	mg/L	0.076		200 <sup>#1</sup>		94.5	7.45	183	8.43	29.8	32	
Sulphate	mg/L	2	250(SO4) <sup>#17</sup>		400 <sup>#3</sup>	134	24.5	1810	8.2	83.9	25.6	
Phenolics	Xylenols	µg/L	0.5				<0.5	<0.5	<0.5	<0.5	<0.5	
	Trimethylphenols	µg/L	0.5				-	-	-	-	-	
	Cresol Total	µg/L	0.5				<0.5	<0.5	<1	<0.5	<0.5	
	Dimethylphenols	µg/L	0.5				-	-	-	-	-	
	Phenol	µg/L	0.5	5800 <sup>#18</sup>	7.7 <sup>#2</sup>	7.7 <sup>#2</sup>	<1	<0.5	<0.5	<1	<1	0.67
Phenols Monohydric	µg/L	0.5				<1	<0.5	<1	<0.5	<1	0.67	
Other	Temperature	°C					-	-	-	-	-	
	Conductivity @ 25oC	mS/cm	0.01				-	-	-	-	-	
	Conductivity @ 20oC	µS/cm	14				-	-	-	-	-	
	pH (Lab)	pH Units	1	6.5-9.5 <sup>#1</sup>	6-8.5(MAC) <sup>#19</sup>	6-9(MAC) <sup>#19</sup>	-	-	-	-	-	-

Field_ID	Location_Code	Sample_Depth_Range	Sampled_Date_Time	Matrix_Description
CT08003-X-0.50-ES-190923	CT08003	0.5	23/09/2019	UK Drinking Water Standards
CT08004-X-0.05-ES-190923	CT08004	0.05	23/09/2019	UK Estuaries and coastal waters EQS
CT08004-X-0.50-ES-190923	CT08004	0.5	23/09/2019	UK Freshwater EQS
CT08005-X-0.05-ES-190920	CT08005	0.05	20/09/2019	
CT08005-X-0.50-ES-190920	CT08005	0.5	20/09/2019	
CT08006-X-0.30-ES-191014	CT08006	0.3	14/10/2019	

Chem_Group	ChemName	output unit	EQL

**Environmental Standards Comments**

- #1:Water Supply (Water Quality) Regulations 2016.
- #2:Water Framework Directive (Standards and Classification) Directions (England and Wales) 2015.
- #3:Operational Targets and EQS. EA, April 2018
- #4:Water Framework Directive (Standards & Classification) Directions (England & Wales) 2015. Dissolved fraction.
- #5:Water Framework Directive (Standards & Classification) Directions (England & Wales) 2015. Dissolved fraction. Lowest criteria presented (<40mg/l of CaCO3). See 'further assessment' if criteria exceeded and hardness (CaCO3) data available.
- #6:Water Framework Directive (Standards and Classification) Directions (England and Wales) 2015. Dissolved Fraction. If hexavalent chromium (CrVI) data is available, a value of 4.7µg/l may be appropriate for the remaining trivalent chromium (CrIII).
- #7:Operational Targets and EQS. EA, April 2018. Dissolved fraction.
- #8:Water Framework Directive (Standards and Classification) Directions (England and Wales) 2015. Dissolved Fraction. If DOC >1mg/l then a higher criteria applies (3.76\*(2.677\*(DOC2+0.5))
- #9:Water Framework Directive (Standards & Classification) Directions (England & Wales) 2015. Dissolved & bioavailable (bio) fraction plus background. M-BAT tool to assess: <http://wfd.uk.org/resources/river-lakes-metal-bioavailability-assessment-tool-m-bat>
- #10:Water Framework Directive (Standards and Classification) Directions (England and Wales) 2015. Dissolved Fraction. MAC adopted in absence of AA value.
- #11:Guidelines for Drinking-water Quality, 4th Edition. WHO, 2011. Informal value.
- #12:Operational Targets and EQS. EA, April 2018.
- #13:Operational Targets and EQS. EA, April 2018. Lowest criteria presented (<200mg/l CaCO3). See 'further assessment' values if criteria exceeded and hardness (CaCO3) data available.
- #14:Guidelines for Drinking-water Quality, 4th Edition. WHO, 2011. Based on taste rather than a formal guideline.
- #15:Water Framework Directive (Standards and Classification) Directions (England and Wales) 2015. Indicator of 'good' status (90%ile) - Ammonia standard for lakes and rivers (total ammonia as nitrogen).
- #16:Operational Targets and EQS. EA, April 2018. Dissolved fraction. Lowest criteria presented (<50 mg/l CaCO3). See 'further assessment' values if criteria exceeded and hardness (CaCO3) data available.
- #17:Water Supply (Water Quality) Regulations 2016. As SO4.
- #18:US EPA Regional Screening Levels, May 2019. <https://www.epa.gov/risk/regional-screening-levels-rsls-generic-tables>
- #19:Operational Targets and EQS. EA, April 2018. Maximum Allowable Concentration (MAC) adopted in absence of Annual Average (AA) value.

**Legend**

36.2	Results exceeds GAC.
<50	Results MDL is greater than GAC.
-	Determinand has not been tested for.

**Notes**

A range is given where a determinand has been analysed for by more than one method.

				Field_ID	CT08013-X-0.10-ES-190919	CT08013-X-0.50-ES-190919	OH06002-X-0.05-ES-200303	OH06002-X-0.50-ES-200303	OH06002-X-1.00-ES-200303	OH06002-X-2.00-ES-200303		
				Location_Code	CT08013	CT08013	OH06002	OH06002	OH06002	OH06002		
				Sample_Death_Range	0.1	0.5	0.05	0.5	1	2		
				Sampled_Date_Time	19/09/2019	19/09/2019	03/03/2020	03/03/2020	03/03/2020	03/03/2020		
				Matrix_Description								
				UK Drinking Water Standards	UK Estuaries and coastal waters EQS	UK Freshwater EQS						
Chem_Group	ChemName	output unit	EQL									
Metals	Antimony	µg/L	1	5 <sup>#1</sup>			<1	<1	<1	4	2	
	Arsenic	µg/L	0.5	10 <sup>#1</sup>	25 <sup>#2</sup>	50 <sup>#2</sup>	1.93	0.524	1	18	1	
	Boron	µg/L	10	1000 <sup>#1</sup>	7000 <sup>#3</sup>	2000 <sup>#3</sup>	95.7	175	220	140	360	80
	Cadmium	µg/L	0.02	5 <sup>#1</sup>	0.2 <sup>#4</sup>	0.08 <sup>#5</sup>	<0.08	<0.08	<0.02	<0.02	<0.02	<0.02
	Chromium (hexavalent)	µg/L	3		0.6 <sup>#4</sup>	3.4 <sup>#4</sup>	<3	<3	<3	<3	<3	<3
	Chromium	µg/L	1	50 <sup>#1</sup>	0.6 <sup>#4</sup>	3.4 <sup>#5</sup>	<1	<1	<1	<1	<1	<1
	Chromium (Trivalent)	µg/L	3		4.7 <sup>#4</sup>	4.7 <sup>#5</sup>	<3	<3	<3	<3	<3	<3
	Cobalt	µg/L	0.5		3 <sup>#7</sup>	3 <sup>#7</sup>	<0.5	<0.5	1	<1	<1	<1
	Copper	µg/L	0.3	2000 <sup>#1</sup>	3.76 <sup>#8</sup>	1(bio) <sup>#9</sup>	13.1	3.71	2	2	2	<1
	Lead	µg/L	0.2	10 <sup>#1</sup>	1.3 <sup>#4</sup>	1.2(bio) <sup>#9</sup>	0.367	<0.2	<1	<1	<1	<1
	Mercury	µg/L	0.01	1 <sup>#1</sup>	0.07(MAC) <sup>#10</sup>	0.07(MAC) <sup>#10</sup>	<0.01	<0.01	<0.03	<0.03	<0.03	<0.03
	Molybdenum	µg/L	1	70 <sup>#11</sup>			9.08	3.5	3	2	35	8
	Nickel	µg/L	0.4	20 <sup>#1</sup>	8.6 <sup>#4</sup>	4(bio) <sup>#9</sup>	9.22	1.32	5	4	1	3
	Selenium	µg/L	1	10 <sup>#1</sup>			<1	<1	2	2	16	5
	Vanadium	µg/L	1		100 <sup>#12</sup>	20 <sup>#13</sup>	1.24	<1	<1	<1	150	2
Zinc	µg/L	1	3000 <sup>#14</sup>		10.9(bio) <sup>#9</sup>	6.3	1.35	4	2	<2	3	
Inorganics	Available Phosphate	mg/l	6				-	-	-	-	-	
	Available Phosphorus	mg/l	2				-	-	-	-	-	
	Ammoniacal Nitrogen as N	mg/L	0.002		0.02 <sup>#2</sup>	0.6 <sup>#15</sup>	0.0341	0.0179	0.04	0.04	2.1	0.2
	Calcium	mg/L	0.2				67.5	27.2	770	261	58	86
	Chloride	mg/L	1	250 <sup>#1</sup>			15.5	6	13	30	39	13
	Cyanide (Free)	µg/L	2.5	50 <sup>#1</sup>	1 <sup>#2</sup>	1 <sup>#2</sup>	<2.5	<2.5	<20	<20	<20	<20
	Cyanide Total	µg/L	5	50 <sup>#1</sup>	1 <sup>#2</sup>	1 <sup>#2</sup>	<5	<5	<20	<20	<20	<20
	cyanides-complex	µg/L	5	50 <sup>#1</sup>	1 <sup>#2</sup>	1 <sup>#2</sup>	<5	<5	-	-	-	-
	Fluoride	µg/L	100	1500 <sup>#1</sup>		5000 <sup>#7</sup>	1600	1490	300	300	300	400
	Magnesium	mg/L	0.036				8.54	8.02	69	40	<1	7
Potassium	mg/L	0.2				25.2	0.528	50	60	16	10	
Sodium	mg/L	0.076		200 <sup>#1</sup>		7.58	9.33	49	68	77	26	
Sulphate	mg/L	2	250(SO4) <sup>#17</sup>		400 <sup>#3</sup>	19.7	13.6	2130	905	371	218	
Phenolics	Xylenols	µg/L	0.5				<0.5	<0.5	-	-	-	
	Trimethylphenols	µg/L	0.5				-	-	<0.5	<0.5	<0.5	
	Cresol Total	µg/L	0.5				<0.5	<0.5	<0.5	<0.5	<0.5	
	Dimethylphenols	µg/L	0.5				-	-	<0.5	<0.5	<0.5	
	Phenol	µg/L	0.5	5800 <sup>#18</sup>	7.7 <sup>#2</sup>	7.7 <sup>#2</sup>	<0.5	<0.5	<0.5	0.5	1.4	1.5
Phenols Monohydric	µg/L	0.5				<0.5	<0.5	-	-	-	-	
Other	Temperature	°C					-	-	-	-	-	
	Conductivity @ 25oC	mS/cm	0.01				-	-	2.72	1.68	0.71	0.603
	Conductivity @ 20oC	µS/cm	14				-	-	-	-	-	-
	pH (Lab)	pH Units	1	6.5-9.5 <sup>#1</sup>	6-8.5(MAC) <sup>#19</sup>	6-9(MAC) <sup>#19</sup>	-	-	7.6	7.5	10.2	7.9

Field_ID	Location_Code	Sample_Depth_Range	Sampled_Date_Time	Matrix_Description
CT08013-X-0.10-ES-190919	CT08013	0.1	19/09/2019	UK Drinking Water Standards
CT08013-X-0.50-ES-190919	CT08013	0.5	19/09/2019	UK Estuaries and coastal waters EQS
OH06002-X-0.05-ES-200303	OH06002	0.05	03/03/2020	UK Freshwater EQS
OH06002-X-0.50-ES-200303	OH06002	0.5	03/03/2020	
OH06002-X-1.00-ES-200303	OH06002	1	03/03/2020	
OH06002-X-2.00-ES-200303	OH06002	2	03/03/2020	

Chem_Group	ChemName	output unit	EQL

**Environmental Standards Comments**

- #1:Water Supply (Water Quality) Regulations 2016.
- #2:Water Framework Directive (Standards and Classification) Directions (England and Wales) 2015.
- #3:Operational Targets and EQS. EA, April 2018
- #4:Water Framework Directive (Standards & Classification) Directions (England & Wales) 2015. Dissolved fraction.
- #5:Water Framework Directive (Standards & Classification) Directions (England & Wales) 2015. Dissolved fraction. Lowest criteria presented (<40mg/l of CaCO3). See 'further assessment' if criteria exceeded and hardness (CaCO3) data available.
- #6:Water Framework Directive (Standards and Classification) Directions (England and Wales) 2015. Dissolved Fraction. If hexavalent chromium (CrVI) data is available, a value of 4.7µg/l may be appropriate for the remaining trivalent chromium (CrIII).
- #7:Operational Targets and EQS. EA, April 2018. Dissolved fraction.
- #8:Water Framework Directive (Standards and Classification) Directions (England and Wales) 2015. Dissolved Fraction. If DOC >1mg/l then a higher criteria applies (3.76\*(2.677\*(DOC2+0.5))
- #9:Water Framework Directive (Standards & Classification) Directions (England & Wales) 2015. Dissolved & bioavailable (bio) fraction plus background. M-BAT tool to assess: <http://wfd.uk.org/resources/river-lakes-metal-bioavailability-assessment-tool-m-bat>
- #10:Water Framework Directive (Standards and Classification) Directions (England and Wales) 2015. Dissolved Fraction. MAC adopted in absence of AA value.
- #11:Guidelines for Drinking-water Quality, 4th Edition. WHO, 2011. Informal value.
- #12:Operational Targets and EQS. EA, April 2018.
- #13:Operational Targets and EQS. EA, April 2018. Lowest criteria presented (<200mg/l CaCO3). See 'further assessment' values if criteria exceeded and hardness (CaCO3) data available.
- #14:Guidelines for Drinking-water Quality, 4th Edition. WHO, 2011. Based on taste rather than a formal guideline.
- #15:Water Framework Directive (Standards and Classification) Directions (England and Wales) 2015. Indicator of 'good' status (90%ile) - Ammonia standard for lakes and rivers (total ammonia as nitrogen).
- #16:Operational Targets and EQS. EA, April 2018. Dissolved fraction. Lowest criteria presented (<50 mg/l CaCO3). See 'further assessment' values if criteria exceeded and hardness (CaCO3) data available.
- #17:Water Supply (Water Quality) Regulations 2016. As SO4.
- #18:US EPA Regional Screening Levels, May 2019. <https://www.epa.gov/risk/regional-screening-levels-rsls-generic-tables>
- #19:Operational Targets and EQS. EA, April 2018. Maximum Allowable Concentration (MAC) adopted in absence of Annual Average (AA) value.

**Legend**

36.2	Results exceeds GAC.
<50	Results MDL is greater than GAC.
-	Determinand has not been tested for.

**Notes**

A range is given where a determinand has been analysed for by more than one method.

				Field_ID	OH06002-X-3.00-ES-200303	OH06002-X-3.00-ES-200303	OH06002-X-35.20-ES-200318	OH06002-X-4.00-ES-200303	OH06002-X-5.00-ES-200303	OH06002-X-5.00-ES-200303	
				Location_Code	OH06002	OH06002	OH06002	OH06002	OH06002	OH06002	
				Sample_Depth Range	3	3	35.2	4	5	5	
				Sampled Date Time	03/03/2020	03/03/2020	18/03/2020	03/03/2020	03/03/2020	03/03/2020	
				Matrix Description							
				UK Drinking Water Standards	UK Estuaries and coastal waters EQS	UK Freshwater EQS					
Chem_Group	ChemName	output unit	EQL								
Metals	Antimony	µg/L	1	5 <sup>#1</sup>	-	-	19	<1	60	-	42
	Arsenic	µg/L	0.5	10 <sup>#1</sup>	25 <sup>#2</sup>	50 <sup>#2</sup>	2	<1	5	-	3
	Boron	µg/L	10	1000 <sup>#1</sup>	7000 <sup>#3</sup>	2000 <sup>#3</sup>	280	190	340	-	670
	Cadmium	µg/L	0.02	5 <sup>#1</sup>	0.2 <sup>#4</sup>	0.08 <sup>#5</sup>	<0.02	0.04	<0.02	<0.02	<0.02
	Chromium (hexavalent)	µg/L	3		0.6 <sup>#4</sup>		<3	<3	<3	-	<3
	Chromium	µg/L	1	50 <sup>#1</sup>	0.6 <sup>#4</sup>	3.4 <sup>#6</sup>	<1	<1	<1	-	<1
	Chromium (Trivalent)	µg/L	3		4.7 <sup>#4</sup>		<3	<3	<3	-	<3
	Cobalt	µg/L	0.5		3 <sup>#7</sup>		1	<1	2	-	1
	Copper	µg/L	0.3	2000 <sup>#1</sup>	3.76 <sup>#8</sup>	1(bio) <sup>#9</sup>	<1	<1	5	-	<1
	Lead	µg/L	0.2	10 <sup>#1</sup>	1.3 <sup>#4</sup>	1.2(bio) <sup>#9</sup>	<1	<1	14	-	3
	Mercury	µg/L	0.01	1 <sup>#1</sup>	0.07(MAC) <sup>#10</sup>	0.07(MAC) <sup>#10</sup>	<0.03	<0.03	<0.03	-	<0.03
	Molybdenum	µg/L	1	70 <sup>#11</sup>			149	2	59	-	57
	Nickel	µg/L	0.4	20 <sup>#1</sup>	8.6 <sup>#4</sup>	4(bio) <sup>#9</sup>	6	<1	7	-	5
	Selenium	µg/L	1	10 <sup>#1</sup>			<1	<1	<1	-	<1
Vanadium	µg/L	1		100 <sup>#12</sup>	20 <sup>#13</sup>	1	<1	<1	-	<1	
Zinc	µg/L	1	3000 <sup>#14</sup>		10.9(bio) <sup>#9</sup>	26	<2	82	-	48	
Inorganics	Available Phosphate	mg/l	6				-	49.7	-	-	
	Available Phosphorus	mg/l	2				-	16.2	-	-	
	Ammoniacal Nitrogen as N	mg/L	0.002		0.02 <sup>#2</sup>	0.6 <sup>#15</sup>	1.7	2	7.2	6.5	
	Calcium	mg/L	0.2				281	35	535	-	550
	Chloride	mg/L	1	250 <sup>#1</sup>			50	645	26	-	83
	Cyanide (Free)	µg/L	2.5	50 <sup>#1</sup>	1 <sup>#2</sup>		<20	<20	<20	-	<20
	Cyanide Total	µg/L	5	50 <sup>#1</sup>	1 <sup>#2</sup>		<20	<20	<20	-	<20
	cyanides-complex	µg/L	5	50 <sup>#1</sup>	1 <sup>#2</sup>		-	-	-	-	-
	Fluoride	µg/L	100	1500 <sup>#1</sup>	5000 <sup>#7</sup>	1000 <sup>#16</sup>	500	300	300	-	300
	Magnesium	mg/L	0.036				20	37	23	-	40
	Potassium	mg/L	0.2				17	25	43	-	47
Sodium	mg/L	0.076		200 <sup>#1</sup>		47	365	33	-	64	
Sulphate	mg/L	2	250(SO4) <sup>#17</sup>		400 <sup>#3</sup>	711	53	1240	-	1260	
Phenolics	Xylenols	µg/L	0.5				-	-	-	-	
	Trimethylphenols	µg/L	0.5				<0.5	<0.5	<0.5	-	<0.5
	Cresol Total	µg/L	0.5				0.6	<0.5	<0.5	-	<0.5
	Dimethylphenols	µg/L	0.5				<0.5	<0.5	<0.5	-	<0.5
	Phenol	µg/L	0.5	5800 <sup>#18</sup>	7.7 <sup>#2</sup>		1.1	<0.5	1	-	<0.5
Phenols Monohydric	µg/L	0.5							-		
Other	Temperature	°C					-	-	-	-	
	Conductivity @ 25oC	mS/cm	0.01				1.43	2.52	2.09	-	2.29
	Conductivity @ 20oC	µS/cm	14				-	-	-	-	
	pH (Lab)	pH Units	1	6.5-9.5 <sup>#1</sup>	6-8.5(MAC) <sup>#19</sup>	6-9(MAC) <sup>#19</sup>	7.7	7.8	7.8	-	7.8

Field_ID	Location_Code	Sample_Depth_Range	Sampled_Date_Time	Matrix_Description
OH06002-X-3.00-ES-200303	OH06002	3	03/03/2020	UK Drinking Water Standards
OH06002-X-3.00-ES-200303	OH06002	3	03/03/2020	UK Estuaries and coastal waters EQS
OH06002-X-35.20-ES-200318	OH06002	35.2	18/03/2020	UK Freshwater EQS
OH06002-X-4.00-ES-200303	OH06002	4	03/03/2020	
OH06002-X-5.00-ES-200303	OH06002	5	03/03/2020	
OH06002-X-5.00-ES-200303	OH06002	5	03/03/2020	

Chem_Group	ChemName	output unit	EQL

**Environmental Standards Comments**

- #1:Water Supply (Water Quality) Regulations 2016.
- #2:Water Framework Directive (Standards and Classification) Directions (England and Wales) 2015.
- #3:Operational Targets and EQS. EA, April 2018
- #4:Water Framework Directive (Standards & Classification) Directions (England & Wales) 2015. Dissolved fraction.
- #5:Water Framework Directive (Standards & Classification) Directions (England & Wales) 2015. Dissolved fraction. Lowest criteria presented (<40mg/l of CaCO3). See 'further assessment' if criteria exceeded and hardness (CaCO3) data available.
- #6:Water Framework Directive (Standards and Classification) Directions (England and Wales) 2015. Dissolved Fraction. If hexavalent chromium (CrVI) data is available, a value of 4.7µg/l may be appropriate for the remaining trivalent chromium (CrIII).
- #7:Operational Targets and EQS. EA, April 2018. Dissolved fraction.
- #8:Water Framework Directive (Standards and Classification) Directions (England and Wales) 2015. Dissolved Fraction. If DOC >1mg/l then a higher criteria applies (3.76\*(2.677\*(DOC2+0.5))
- #9:Water Framework Directive (Standards & Classification) Directions (England & Wales) 2015. Dissolved & bioavailable (bio) fraction plus background. M-BAT tool to assess: <http://wfd.uk.org/resources/river-lakes-metal-bioavailability-assessment-tool-m-bat>
- #10:Water Framework Directive (Standards and Classification) Directions (England and Wales) 2015. Dissolved Fraction. MAC adopted in absence of AA value.
- #11:Guidelines for Drinking-water Quality, 4th Edition. WHO, 2011. Informal value.
- #12:Operational Targets and EQS. EA, April 2018.
- #13:Operational Targets and EQS. EA, April 2018. Lowest criteria presented (<200mg/l CaCO3). See 'further assessment' values if criteria exceeded and hardness (CaCO3) data available.
- #14:Guidelines for Drinking-water Quality, 4th Edition. WHO, 2011. Based on taste rather than a formal guideline.
- #15:Water Framework Directive (Standards and Classification) Directions (England and Wales) 2015. Indicator of 'good' status (90%ile) - Ammonia standard for lakes and rivers (total ammonia as nitrogen).
- #16:Operational Targets and EQS. EA, April 2018. Dissolved fraction. Lowest criteria presented (<50 mg/l CaCO3). See 'further assessment' values if criteria exceeded and hardness (CaCO3) data available.
- #17:Water Supply (Water Quality) Regulations 2016. As SO4.
- #18:US EPA Regional Screening Levels, May 2019. <https://www.epa.gov/risk/regional-screening-levels-rsls-generic-tables>
- #19:Operational Targets and EQS. EA, April 2018. Maximum Allowable Concentration (MAC) adopted in absence of Annual Average (AA) value.

**Legend**

36.2	Results exceeds GAC.
<50	Results MDL is greater than GAC.
-	Determinand has not been tested for.

**Notes**

A range is given where a determinand has been analysed for by more than one method.



				Field_ID	OH06002-X-51.42-ES-200318	OH06002-X-6.00-ES-200303	OH06002-X-7.00-ES-200303	OH06002-X-8.00-ES-200304	OH06005-X-2.50-ES-200311	OH06005-X-3.40-ES-200311		
				Location_Code	OH06002	OH06002	OH06002	OH06002	OH06005	OH06005		
				Sample_Death_Range	51.42	6	7	8	2.5	3.4		
				Sampled_Date_Time	19/03/2020	03/03/2020	03/03/2020	04/03/2020	11/03/2020	11/03/2020		
				Matrix_Description								
				UK Drinking Water Standards								
				UK Estuaries and coastal waters EQS								
				UK Freshwater EQS								
Chem_Group	ChemName	output unit	EQL									
Metals	Antimony	µg/L	1	5 <sup>#1</sup>			<1	52	11	21	2	4
	Arsenic	µg/L	0.5	10 <sup>#1</sup>	25 <sup>#2</sup>	50 <sup>#2</sup>	<1	3	20	10	1	5
	Boron	µg/L	10	1000 <sup>#1</sup>	7000 <sup>#3</sup>	2000 <sup>#3</sup>	110	2490	3490	1070	230	1250
	Cadmium	µg/L	0.02	5 <sup>#1</sup>	0.2 <sup>#4</sup>	0.08 <sup>#5</sup>	<0.02	<0.02	<0.02	0.17	0.35	0.59
	Chromium (hexavalent)	µg/L	3		0.6 <sup>#4</sup>	3.4 <sup>#4</sup>	<3	<3	<3	<3	<3	<3
	Chromium	µg/L	1	50 <sup>#1</sup>	0.6 <sup>#4</sup>	3.4 <sup>#6</sup>	<1	<1	1	<1	<1	<1
	Chromium (Trivalent)	µg/L	3			4.7 <sup>#4</sup>	<3	<3	<3	<3	<3	<3
	Cobalt	µg/L	0.5			3 <sup>#7</sup>	<1	<1	<1	<1	5	20
	Copper	µg/L	0.3	2000 <sup>#1</sup>	3.76 <sup>#8</sup>	1(bio) <sup>#9</sup>	<1	<1	<1	<1	3	9
	Lead	µg/L	0.2	10 <sup>#1</sup>	1.3 <sup>#4</sup>	1.2(bio) <sup>#9</sup>	<1	5	1	2	<1	6
	Mercury	µg/L	0.01	1 <sup>#1</sup>	0.07(MAC) <sup>#10</sup>	0.07(MAC) <sup>#10</sup>	<0.03	<0.03	<0.03	<0.03	<0.03	<0.03
	Molybdenum	µg/L	1	70 <sup>#11</sup>			<1	34	32	78	7	15
	Nickel	µg/L	0.4	20 <sup>#1</sup>	8.6 <sup>#4</sup>	4(bio) <sup>#9</sup>	<1	4	2	6	12	15
	Selenium	µg/L	1	10 <sup>#1</sup>			<1	<1	<1	59	23	<1
	Vanadium	µg/L	1		100 <sup>#12</sup>	20 <sup>#13</sup>	<1	<1	9	21	<1	4
Zinc	µg/L	1	3000 <sup>#14</sup>		10.9(bio) <sup>#9</sup>	2	43	12	41	8	642	
Inorganics	Available Phosphate	mg/l	6			11.8	-	-	-	-	-	-
	Available Phosphorus	mg/l	2			3.8	-	-	-	-	-	-
	Ammoniacal Nitrogen as N	mg/L	0.002		0.02 <sup>#2</sup>	0.6 <sup>#15</sup>	1.4	5.1	26.7	10.6	1.6	4.4
	Calcium	mg/L	0.2				28	237	88	47	403	709
	Chloride	mg/L	1	250 <sup>#1</sup>			430	298	4370	3250	18	34
	Cyanide (Free)	µg/L	2.5	50 <sup>#1</sup>	1 <sup>#2</sup>	25 <sup>#3</sup>	<20	<20	<20	<20	<20	<20
	Cyanide Total	µg/L	5	50 <sup>#1</sup>	1 <sup>#2</sup>	25 <sup>#3</sup>	<20	<20	<20	<20	<20	<20
	Cyanides-complex	µg/L	5	50 <sup>#1</sup>	1 <sup>#2</sup>	25 <sup>#3</sup>	<20	<20	<20	<20	<20	<20
	Fluoride	µg/L	100	1500 <sup>#1</sup>	5000 <sup>#7</sup>	1000 <sup>#16</sup>	600	300	900	1000	400	300
	Magnesium	mg/L	0.036				26	60	172	94	124	53
Potassium	mg/L	0.2				14	50	209	171	53	36	
Sodium	mg/L	0.076		200 <sup>#1</sup>		240	209	3000	2320	90	63	
Sulphate	mg/L	2	250(SO4) <sup>#17</sup>		400 <sup>#3</sup>	7	752	60	201	1640	1740	
Phenolics	Xylenols	µg/L	0.5				-	-	-	-	-	-
	Trimethylphenols	µg/L	0.5				<0.5	<0.5	<0.5	<0.5	<0.5	<0.5
	Cresol Total	µg/L	0.5				<0.5	1.5	<0.5	<0.5	<0.5	<0.5
	Dimethylphenols	µg/L	0.5				<0.5	<0.5	<0.5	<0.5	<0.5	<0.5
	Phenol	µg/L	0.5	5800 <sup>#18</sup>	7.7 <sup>#2</sup>	7.7 <sup>#2</sup>	1.3	0.7	5	8.7	1.3	1
Phenols Monohydric	µg/L	0.5										
Other	Temperature	°C					-	-	-	-	-	-
	Conductivity @ 25oC	mS/cm	0.01				1.7	2.41	13.9	10.9	2.55	2.74
	Conductivity @ 20oC	µS/cm	14				-	-	-	-	-	-
	pH (Lab)	pH Units	1	6.5-9.5 <sup>#1</sup>	6-8.5(MAC) <sup>#19</sup>	6-9(MAC) <sup>#19</sup>	7.8	7.8	8	8.3	7.6	7.5

Field_ID	Location_Code	Sample_Depth_Range	Sampled_Date_Time	Matrix_Description
OH06002-X-51.42-ES-200318	OH06002	51.42	19/03/2020	UK Drinking Water Standards
OH06002-X-6.00-ES-200303	OH06002	6	03/03/2020	UK Estuaries and coastal waters EQS
OH06002-X-7.00-ES-200303	OH06002	7	03/03/2020	UK Freshwater EQS
OH06002-X-8.00-ES-200304	OH06002	8	04/03/2020	
OH06005-X-2.50-ES-200311	OH06005	2.5	11/03/2020	
OH06005-X-3.40-ES-200311	OH06005	3.4	11/03/2020	

Chem_Group	ChemName	output unit	EQL

**Environmental Standards Comments**

- #1:Water Supply (Water Quality) Regulations 2016.
- #2:Water Framework Directive (Standards and Classification) Directions (England and Wales) 2015.
- #3:Operational Targets and EQS. EA, April 2018
- #4:Water Framework Directive (Standards & Classification) Directions (England & Wales) 2015. Dissolved fraction.
- #5:Water Framework Directive (Standards & Classification) Directions (England & Wales) 2015. Dissolved fraction. Lowest criteria presented (<40mg/l of CaCO3). See 'further assessment' if criteria exceeded and hardness (CaCO3) data available.
- #6:Water Framework Directive (Standards and Classification) Directions (England and Wales) 2015. Dissolved Fraction. If hexavalent chromium (CrVI) data is available, a value of 4.7µg/l may be appropriate for the remaining trivalent chromium (CrIII).
- #7:Operational Targets and EQS. EA, April 2018. Dissolved fraction.
- #8:Water Framework Directive (Standards and Classification) Directions (England and Wales) 2015. Dissolved Fraction. If DOC >1mg/l then a higher criteria applies (3.76\*(2.677\*(DOC2+0.5)))
- #9:Water Framework Directive (Standards & Classification) Directions (England & Wales) 2015. Dissolved & bioavailable (bio) fraction plus background. M-BAT tool to assess: <http://wfd.uk.org/resources/river-lakes-metal-bioavailability-assessment-tool-m-bat>
- #10:Water Framework Directive (Standards and Classification) Directions (England and Wales) 2015. Dissolved Fraction. MAC adopted in absence of AA value.
- #11:Guidelines for Drinking-water Quality, 4th Edition. WHO, 2011. Informal value.
- #12:Operational Targets and EQS. EA, April 2018.
- #13:Operational Targets and EQS. EA, April 2018. Lowest criteria presented (<200mg/l CaCO3). See 'further assessment' values if criteria exceeded and hardness (CaCO3) data available.
- #14:Guidelines for Drinking-water Quality, 4th Edition. WHO, 2011. Based on taste rather than a formal guideline.
- #15:Water Framework Directive (Standards and Classification) Directions (England and Wales) 2015. Indicator of 'good' status (90%ile) - Ammonia standard for lakes and rivers (total ammonia as nitrogen).
- #16:Operational Targets and EQS. EA, April 2018. Dissolved fraction. Lowest criteria presented (<50 mg/l CaCO3). See 'further assessment' values if criteria exceeded and hardness (CaCO3) data available.
- #17:Water Supply (Water Quality) Regulations 2016. As SO4.
- #18:US EPA Regional Screening Levels, May 2019. <https://www.epa.gov/risk/regional-screening-levels-rsls-generic-tables>
- #19:Operational Targets and EQS. EA, April 2018. Maximum Allowable Concentration (MAC) adopted in absence of Annual Average (AA) value.

**Legend**

36.2	Results exceeds GAC.
<50	Results MDL is greater than GAC.
-	Determinand has not been tested for.

**Notes**

A range is given where a determinand has been analysed for by more than one method.

				Field_ID	OH06005-X-4.40-ES-200311	OH06005-X-5.40-ES-200311	OH06007-X-0.05-ES-200128	OH06007-X-0.05-ES-200317	OH06007-X-0.50-ES-200128	OH06007-X-0.50-ES-200317		
				Location_Code	OH06005	OH06005	OH06007	OH06007	OH06007	OH06007		
				Sample_Depth Range	4.4	5.4	0.05	0.05	0.5	0.5		
				Sampled Date Time	11/03/2020	11/03/2020	28/01/2020	17/03/2020	28/01/2020	17/03/2020		
				Matrix Description								
				UK Drinking Water Standards								
				UK Estuaries and coastal waters EQS								
				UK Freshwater EQS								
Chem_Group	ChemName	output unit	EQL									
Metals	Antimony	µg/L	1	5 <sup>#1</sup>			3	5	<1	1	<1	2
	Arsenic	µg/L	0.5	10 <sup>#1</sup>	25 <sup>#2</sup>	50 <sup>#2</sup>	3	14	<1	1	<1	8
	Boron	µg/L	10	1000 <sup>#11</sup>	7000 <sup>#3</sup>	2000 <sup>#3</sup>	2850	1940	210	300	260	180
	Cadmium	µg/L	0.02	5 <sup>#1</sup>	0.2 <sup>#4</sup>	0.08 <sup>#5</sup>	0.74	0.06	<0.02	0.31	0.04	0.18
	Chromium (hexavalent)	µg/L	3		3.4 <sup>#4</sup>	3.4 <sup>#6</sup>	<3	<3	<3	<3	<3	<3
	Chromium	µg/L	1	50 <sup>#1</sup>	0.6 <sup>#4</sup>	3.4 <sup>#6</sup>	<1	<1	<1	<1	<1	<1
	Chromium (Trivalent)	µg/L	3		4.7 <sup>#4</sup>	4.7 <sup>#7</sup>	<3	<3	<3	<3	<3	<3
	Cobalt	µg/L	0.5		3 <sup>#7</sup>	3 <sup>#7</sup>	27	1	<1	4	<1	<1
	Copper	µg/L	0.3	2000 <sup>#11</sup>	3.76 <sup>#8</sup>	1(bio) <sup>#9</sup>	6	<1	3	1	<1	2
	Lead	µg/L	0.2	10 <sup>#1</sup>	1.3 <sup>#4</sup>	1.2(bio) <sup>#9</sup>	6	<1	<1	<1	<1	<1
	Mercury	µg/L	0.01	1 <sup>#1</sup>	0.07(MAC) <sup>#10</sup>	0.07(MAC) <sup>#10</sup>	<0.03	<0.03	<0.03	<0.03	<0.03	<0.03
	Molybdenum	µg/L	1	70 <sup>#11</sup>			5	35	2	4	6	17
	Nickel	µg/L	0.4	20 <sup>#1</sup>	8.6 <sup>#4</sup>	4(bio) <sup>#9</sup>	22	2	2	14	4	1
	Selenium	µg/L	1	10 <sup>#1</sup>			<1	<1	2	15	34	12
	Vanadium	µg/L	1		100 <sup>#12</sup>	20 <sup>#13</sup>	2	2	2	1	<1	22
Zinc	µg/L	1	3000 <sup>#14</sup>			638	14	<2	6	3	<2	
Inorganics	Available Phosphate	mg/l	6				-	-	-	-	-	-
	Available Phosphorus	mg/l	2				-	-	-	-	-	-
	Ammoniacal Nitrogen as N	mg/L	0.002		0.02 <sup>#2</sup>	0.6 <sup>#15</sup>	4.4	31.9	0.04	0.07	0.03	0.12
	Calcium	mg/L	0.2				725	417	147	663	506	313
	Chloride	mg/L	1	250 <sup>#1</sup>			404	1760	11	9	44	44
	Cyanide (Free)	µg/L	2.5	50 <sup>#1</sup>	1 <sup>#2</sup>	250 <sup>#3</sup>	20	<20	<20	<20	<20	<20
	Cyanide Total	µg/L	5	50 <sup>#1</sup>	1 <sup>#2</sup>	1 <sup>#2</sup>	<20	<20	<20	<20	<20	<20
	cyanides-complex	µg/L	5	50 <sup>#1</sup>	1 <sup>#2</sup>	1 <sup>#2</sup>	-	-	-	-	-	-
	Fluoride	µg/L	100	1500 <sup>#1</sup>	5000 <sup>#7</sup>	1000 <sup>#16</sup>	100	300	500	600	300	300
	Magnesium	mg/L	0.036				102	151	24	116	71	3
	Potassium	mg/L	0.2				69	139	19	51	56	36
	Sodium	mg/L	0.076		200 <sup>#1</sup>		331	1390	12	77	104	120
Sulphate	mg/L	2	250(SO4) <sup>#17</sup>		400 <sup>#3</sup>	2030	1870	339	2090	1710	956	
Phenolics	Xylenols	µg/L	0.5				-	-	-	-	-	-
	Trimethylphenols	µg/L	0.5				<0.5	<0.5	<0.5	<0.5	<0.5	<0.5
	Cresol Total	µg/L	0.5				<0.5	<0.5	<0.5	<0.5	<0.5	<0.5
	Dimethylphenols	µg/L	0.5				<0.5	<0.5	<0.5	<0.5	<0.5	<0.5
	Phenol	µg/L	0.5	5800 <sup>#18</sup>	7.7 <sup>#2</sup>	7.7 <sup>#2</sup>	2	<0.5	<0.5	<0.5	<0.5	0.7
Phenols Monohydric	µg/L	0.5										
Other	Temperature	°C					-	-	-	-	-	-
	Conductivity @ 25oC	mS/cm	0.01				4.24	8.46	0.873	3.01	2.42	1.84
	Conductivity @ 20oC	µS/cm	14				-	-	-	-	-	-
	pH (Lab)	pH Units	1	6.5-9.5 <sup>#1</sup>	6-8.5(MAC) <sup>#19</sup>	6-9(MAC) <sup>#19</sup>	7.4	7.7	7.5	7.7	7.3	8.1

Field_ID	OH06005-X-4.40-ES-200311	OH06005-X-5.40-ES-200311	OH06007-X-0.05-ES-200128	OH06007-X-0.05-ES-200317	OH06007-X-0.50-ES-200128	OH06007-X-0.50-ES-200317
Location_Code	OH06005	OH06005	OH06007	OH06007	OH06007	OH06007
Sample_Depth_Range	4.4	5.4	0.05	0.05	0.5	0.5
Sampled_Date_Time	11/03/2020	11/03/2020	28/01/2020	17/03/2020	28/01/2020	17/03/2020
Matrix_Description	UK Drinking Water Standards	UK Estuaries and coastal waters EQS	UK Freshwater EQS			

Chem_Group	ChemName	output unit	EQL

**Environmental Standards Comments**

- #1:Water Supply (Water Quality) Regulations 2016.
- #2:Water Framework Directive (Standards and Classification) Directions (England and Wales) 2015.
- #3:Operational Targets and EQS. EA, April 2018
- #4:Water Framework Directive (Standards & Classification) Directions (England & Wales) 2015. Dissolved fraction.
- #5:Water Framework Directive (Standards & Classification) Directions (England & Wales) 2015. Dissolved fraction. Lowest criteria presented (<40mg/l of CaCO3). See 'further assessment' if criteria exceeded and hardness (CaCO3) data available.
- #6:Water Framework Directive (Standards and Classification) Directions (England and Wales) 2015. Dissolved Fraction. If hexavalent chromium (CrVI) data is available, a value of 4.7µg/l may be appropriate for the remaining trivalent chromium (CrIII).
- #7:Operational Targets and EQS. EA, April 2018. Dissolved fraction.
- #8:Water Framework Directive (Standards and Classification) Directions (England and Wales) 2015. Dissolved Fraction. If DOC >1mg/l then a higher criteria applies (3.76\*(2.677\*(DOC2+0.5))
- #9:Water Framework Directive (Standards & Classification) Directions (England & Wales) 2015. Dissolved & bioavailable (bio) fraction plus background. M-BAT tool to assess: <http://wfd.uk.org/resources/river-lakes-metal-bioavailability-assessment-tool-m-bat>
- #10:Water Framework Directive (Standards and Classification) Directions (England and Wales) 2015. Dissolved Fraction. MAC adopted in absence of AA value.
- #11:Guidelines for Drinking-water Quality, 4th Edition. WHO, 2011. Informal value.
- #12:Operational Targets and EQS. EA, April 2018.
- #13:Operational Targets and EQS. EA, April 2018. Lowest criteria presented (<200mg/l CaCO3). See 'further assessment' values if criteria exceeded and hardness (CaCO3) data available.
- #14:Guidelines for Drinking-water Quality, 4th Edition. WHO, 2011. Based on taste rather than a formal guideline.
- #15:Water Framework Directive (Standards and Classification) Directions (England and Wales) 2015. Indicator of 'good' status (90%ile) - Ammonia standard for lakes and rivers (total ammonia as nitrogen).
- #16:Operational Targets and EQS. EA, April 2018. Dissolved fraction. Lowest criteria presented (<50 mg/l CaCO3). See 'further assessment' values if criteria exceeded and hardness (CaCO3) data available.
- #17:Water Supply (Water Quality) Regulations 2016. As SO4.
- #18:US EPA Regional Screening Levels, May 2019. <https://www.epa.gov/risk/regional-screening-levels-rsls-generic-tables>
- #19:Operational Targets and EQS. EA, April 2018. Maximum Allowable Concentration (MAC) adopted in absence of Annual Average (AA) value.

**Legend**

36.2	Results exceeds GAC.
<50	Results MDL is greater than GAC.
-	Determinand has not been tested for.

**Notes**

A range is given where a determinand has been analysed for by more than one method.

				Field_ID	OH06007-X-1.00-ES-200317	OH06007-X-10.00-ES-200320	OH06007-X-2.00-ES-200317	OH06007-X-3.00-ES-200317	OH06007-X-30.40-ES-200507	OH06007-X-4.00-ES-200317			
				Location_Code	OH06007	OH06007	OH06007	OH06007	OH06007	OH06007			
				Sample_Death_Range	1	10	2	3	30.4	4			
				Sampled_Date_Time	17/03/2020	20/03/2020	17/03/2020	17/03/2020	07/05/2020	17/03/2020			
				Matrix_Description									
				UK Drinking Water Standards									
				UK Estuaries and coastal waters EQS									
				UK Freshwater EQS									
Chem_Group	ChemName	output unit	EQL										
Metals	Antimony	µg/L	1	5 <sup>#1</sup>			2	2	23	14	3	13	
	Arsenic	µg/L	0.5	10 <sup>#1</sup>	25 <sup>#2</sup>	50 <sup>#2</sup>	20	2	16	1	<1	4	
	Boron	µg/L	10	1000 <sup>#1</sup>	7000 <sup>#3</sup>	2000 <sup>#3</sup>	60	650	150	270	60	700	
	Cadmium	µg/L	0.02	5 <sup>#1</sup>	0.2 <sup>#4</sup>	0.08 <sup>#5</sup>	0.12	<0.02	0.12	0.27	0.04	0.71	
	Chromium (hexavalent)	µg/L	3		0.6 <sup>#4</sup>	3.4 <sup>#4</sup>	<3	<3	10	<3	<3	<3	
	Chromium	µg/L	1	50 <sup>#1</sup>	0.6 <sup>#4</sup>	3.4 <sup>#6</sup>	<1	<1	12	<1	<1	1	
	Chromium (Trivalent)	µg/L	3			4.7 <sup>#4</sup>	<3	<3	<3	<3	<3	<3	
	Cobalt	µg/L	0.5		3 <sup>#7</sup>	3 <sup>#7</sup>	<1	<1	<1	<1	<1	10	
	Copper	µg/L	0.3	2000 <sup>#1</sup>	3.76 <sup>#8</sup>	1(bio) <sup>#9</sup>	8	<1	68	6	<1	37	
	Lead	µg/L	0.2	10 <sup>#1</sup>	1.3 <sup>#4</sup>	1.2(bio) <sup>#9</sup>	<1	<1	2	<1	<1	6	
	Mercury	µg/L	0.01	1 <sup>#1</sup>	0.07(MAC) <sup>#10</sup>	0.07(MAC) <sup>#10</sup>	<0.03	<0.03	0.07	<0.03	<0.03	0.07	
	Molybdenum	µg/L	1	70 <sup>#11</sup>			34	22	78	21	2	52	
	Nickel	µg/L	0.4	20 <sup>#1</sup>	8.6 <sup>#4</sup>	4(bio) <sup>#9</sup>	3	1	6	4	<1	23	
	Selenium	µg/L	1	10 <sup>#1</sup>			14	1	19	61	<1	3	
	Vanadium	µg/L	1		100 <sup>#12</sup>	20 <sup>#13</sup>	240	9	134	2	<1	4	
Zinc	µg/L	1	3000 <sup>#14</sup>		10.9(bio) <sup>#9</sup>	3	4	<2	3	<2	331		
Inorganics	Available Phosphate	mg/l	6				-	-	-	-	-	-	
	Available Phosphorus	mg/l	2				-	-	-	-	-	-	
	Ammoniacal Nitrogen as N	mg/L	0.002		0.02 <sup>#2</sup>	0.6 <sup>#15</sup>	1.3	2.1	2.6	0.6	0.5	2.1	
	Calcium	mg/L	0.2				87	31	256	389	23	748	
	Chloride	mg/L	1	250 <sup>#1</sup>		250 <sup>#3</sup>	61	<20	44	39	132	98	
	Cyanide (Free)	µg/L	2.5	50 <sup>#1</sup>	1 <sup>#2</sup>	1 <sup>#2</sup>	<20	<20	<20	<20	<20	<20	
	Cyanide Total	µg/L	5	50 <sup>#1</sup>	1 <sup>#2</sup>	1 <sup>#2</sup>	<20	<20	<20	<20	<20	<20	
	Cyanides-complex	µg/L	5	50 <sup>#1</sup>	1 <sup>#2</sup>	1 <sup>#2</sup>	<20	<20	<20	<20	<20	<20	
	Fluoride	µg/L	100	1500 <sup>#1</sup>		5000 <sup>#7</sup>	1000 <sup>#16</sup>	<200	1300	1000	800	200	300
	Magnesium	mg/L	0.036				<1	53	<1	61	8	45	
	Potassium	mg/L	0.2				19	134	20	34	5	49	
Sodium	mg/L	0.076		200 <sup>#1</sup>		79	1480	35	72	76	65		
Sulphate	mg/L	2	250(SO4) <sup>#17</sup>		400 <sup>#3</sup>	566	164	565	1160	17	1780		
Phenolics	Xylenols	µg/L	0.5				-	-	-	-	-	-	
	Trimethylphenols	µg/L	0.5				<0.5	<0.5	<0.5	<0.5	<0.5	<0.5	
	Cresol Total	µg/L	0.5				1.9	<0.5	14.8	<0.5	<0.5	<0.5	
	Dimethylphenols	µg/L	0.5				<0.5	<0.5	<0.5	<0.5	<0.5	<0.5	
	Phenol	µg/L	0.5	5800 <sup>#18</sup>	7.7 <sup>#2</sup>	7.7 <sup>#2</sup>	4.9	4.3	11.1	0.5	<0.5	1.1	
Phenols Monohydric	µg/L	0.5											
Other	Temperature	°C					-	-	-	-	-	-	
	Conductivity @ 25oC	mS/cm	0.01				0.866	7.31	1.24	2.14	0.656	2.84	
	Conductivity @ 20oC	µS/cm	14				-	-	-	-	-	-	
	pH (Lab)	pH Units	1	6.5-9.5 <sup>#1</sup>	6-8.5(MAC) <sup>#19</sup>	6-9(MAC) <sup>#19</sup>	10.6	8.2	10.1	7.7	7.9	7.6	

Field_ID	Location_Code	Sample_Death_Range	Sampled_Date_Time	Matrix_Description
OH06007-X-1.00-ES-200317	OH06007	10	17/03/2020	UK Drinking Water Standards
OH06007-X-10.00-ES-200320	OH06007	10	20/03/2020	UK Estuaries and coastal waters EQS
OH06007-X-2.00-ES-200317	OH06007	2	17/03/2020	UK Freshwater EQS
OH06007-X-3.00-ES-200317	OH06007	3	17/03/2020	
OH06007-X-30.40-ES-200507	OH06007	30.4	07/05/2020	
OH06007-X-4.00-ES-200317	OH06007	4	17/03/2020	

Chem_Group	ChemName	output unit	EQL

**Environmental Standards Comments**

- #1:Water Supply (Water Quality) Regulations 2016.
- #2:Water Framework Directive (Standards and Classification) Directions (England and Wales) 2015.
- #3:Operational Targets and EQS. EA, April 2018
- #4:Water Framework Directive (Standards & Classification) Directions (England & Wales) 2015. Dissolved fraction.
- #5:Water Framework Directive (Standards & Classification) Directions (England & Wales) 2015. Dissolved fraction. Lowest criteria presented (<40mg/l of CaCO3). See 'further assessment' if criteria exceeded and hardness (CaCO3) data available.
- #6:Water Framework Directive (Standards and Classification) Directions (England and Wales) 2015. Dissolved Fraction. If hexavalent chromium (CrVI) data is available, a value of 4.7µg/l may be appropriate for the remaining trivalent chromium (CrIII).
- #7:Operational Targets and EQS. EA, April 2018. Dissolved fraction.
- #8:Water Framework Directive (Standards and Classification) Directions (England and Wales) 2015. Dissolved Fraction. If DOC >1mg/l then a higher criteria applies (3.76\*(2.677\*(DOC2+0.5))
- #9:Water Framework Directive (Standards & Classification) Directions (England & Wales) 2015. Dissolved & bioavailable (bio) fraction plus background. M-BAT tool to assess: <http://wfd.uk.org/resources/river-lakes-metal-bioavailability-assessment-tool-m-bat>
- #10:Water Framework Directive (Standards and Classification) Directions (England and Wales) 2015. Dissolved Fraction. MAC adopted in absence of AA value.
- #11:Guidelines for Drinking-water Quality, 4th Edition. WHO, 2011. Informal value.
- #12:Operational Targets and EQS. EA, April 2018.
- #13:Operational Targets and EQS. EA, April 2018. Lowest criteria presented (<200mg/l CaCO3). See 'further assessment' values if criteria exceeded and hardness (CaCO3) data available.
- #14:Guidelines for Drinking-water Quality, 4th Edition. WHO, 2011. Based on taste rather than a formal guideline.
- #15:Water Framework Directive (Standards and Classification) Directions (England and Wales) 2015. Indicator of 'good' status (90%ile) - Ammonia standard for lakes and rivers (total ammonia as nitrogen).
- #16:Operational Targets and EQS. EA, April 2018. Dissolved fraction. Lowest criteria presented (<50 mg/l CaCO3). See 'further assessment' values if criteria exceeded and hardness (CaCO3) data available.
- #17:Water Supply (Water Quality) Regulations 2016. As SO4.
- #18:US EPA Regional Screening Levels, May 2019. <https://www.epa.gov/risk/regional-screening-levels-rsls-generic-tables>
- #19:Operational Targets and EQS. EA, April 2018. Maximum Allowable Concentration (MAC) adopted in absence of Annual Average (AA) value.

**Legend**

36.2	Results exceeds GAC.
<50	Results MDL is greater than GAC.
-	Determinand has not been tested for.

**Notes**

A range is given where a determinand has been analysed for by more than one method.

				Field_ID	OH06007-X-5.00-ES-200318	OH06007-X-5.00-ES-200318	OH06007-X-6.00-ES-200318	OH06007-X-6.00-ES-200318	OH06007-X-7.00-ES-200318	OH06007-X-7.00-ES-200318	
				Location_Code	OH06007	OH06007	OH06007	OH06007	OH06007	OH06007	
				Sample_Death_Range	5	5	6	6	7	7	
				Sampled_Date_Time	18/03/2020	18/03/2020	18/03/2020	18/03/2020	18/03/2020	18/03/2020	
				Matrix_Description							
				UK Drinking Water Standards	UK Estuaries and coastal waters EQS	UK Freshwater EQS					
Chem_Group	ChemName	output unit	EQL								
Metals	Antimony	µg/L	1	5 <sup>#1</sup>	-	-	8	-	20	-	11
	Arsenic	µg/L	0.5	10 <sup>#1</sup>	25 <sup>#2</sup>	50 <sup>#2</sup>	5	-	10	-	17
	Boron	µg/L	10	1000 <sup>#1</sup>	7000 <sup>#3</sup>	2000 <sup>#3</sup>	840	-	770	-	3940
	Cadmium	µg/L	0.02	5 <sup>#1</sup>	0.2 <sup>#4</sup>	0.08 <sup>#5</sup>	1.03	-	0.04	-	<0.02
	Chromium (hexavalent)	µg/L	3		3.4 <sup>#4</sup>	3.4 <sup>#4</sup>	<3	-	4	-	<3
	Chromium	µg/L	1	50 <sup>#1</sup>	0.6 <sup>#4</sup>	3.4 <sup>#6</sup>	<1	-	3	-	1
	Chromium (Trivalent)	µg/L	3		4.7 <sup>#4</sup>	4.7 <sup>#4</sup>	<3	-	<3	-	<3
	Cobalt	µg/L	0.5		3 <sup>#7</sup>	3 <sup>#7</sup>	10	-	<1	-	<1
	Copper	µg/L	0.3	2000 <sup>#1</sup>	3.78 <sup>#8</sup>	1(bio) <sup>#9</sup>	51	-	13	-	<1
	Lead	µg/L	0.2	10 <sup>#1</sup>	1.3 <sup>#4</sup>	1.2(bio) <sup>#9</sup>	5	-	<1	-	<1
	Mercury	µg/L	0.01	1 <sup>#1</sup>	0.07(MAC) <sup>#10</sup>	0.07(MAC) <sup>#10</sup>	<0.03	-	<0.03	-	<0.03
	Molybdenum	µg/L	1	70 <sup>#11</sup>			33	-	212	-	53
	Nickel	µg/L	0.4	20 <sup>#1</sup>	8.6 <sup>#4</sup>	4(bio) <sup>#9</sup>	35	-	2	-	2
	Selenium	µg/L	1	10 <sup>#1</sup>			4	-	5	-	1
	Vanadium	µg/L	1		100 <sup>#12</sup>	20 <sup>#13</sup>	<1	-	5	-	7
Zinc	µg/L	1	3000 <sup>#14</sup>		10.9(bio) <sup>#9</sup>	755	-	5	-	3	
Inorganics	Available Phosphate	mg/l	6				-	-	-	-	-
	Available Phosphorus	mg/l	2				-	-	-	-	-
	Ammoniacal Nitrogen as N	mg/L	0.002		0.02 <sup>#2</sup>	0.6 <sup>#15</sup>	0.3	0.11	0.09	32.3	32.3
	Calcium	mg/L	0.2				824	-	927	-	107
	Chloride	mg/L	1	250 <sup>#1</sup>		250 <sup>#3</sup>	93	-	115	-	2820
	Cyanide (Free)	µg/L	2.5	50 <sup>#1</sup>	1 <sup>#2</sup>	1 <sup>#2</sup>	<20	-	<20	-	<20
	Cyanide Total	µg/L	5	50 <sup>#1</sup>	1 <sup>#2</sup>	1 <sup>#2</sup>	<20	-	<20	-	<20
	cyanides-complex	µg/L	5	50 <sup>#1</sup>	1 <sup>#2</sup>	1 <sup>#2</sup>	-	-	-	-	-
	Fluoride	µg/L	100	1500 <sup>#1</sup>	5000 <sup>#7</sup>	1000 <sup>#16</sup>	300	-	600	-	1000
	Magnesium	mg/L	0.036				33	-	48	-	141
Potassium	mg/L	0.2				29	-	18	-	162	
Sodium	mg/L	0.076		200 <sup>#1</sup>		50	-	44	-	2010	
Sulphate	mg/L	2	250(SO4) <sup>#17</sup>		400 <sup>#3</sup>	1880	-	2130	-	379	
Phenolics	Xylenols	µg/L	0.5				-	-	-	-	-
	Trimethylphenols	µg/L	0.5				<0.5	-	<0.5	-	<0.5
	Cresol Total	µg/L	0.5				<0.5	-	<0.5	-	<0.5
	Dimethylphenols	µg/L	0.5				<0.5	-	<0.5	-	<0.5
	Phenol	µg/L	0.5	5800 <sup>#18</sup>	7.7 <sup>#2</sup>	7.7 <sup>#2</sup>	1.5	-	0.6	-	3.7
Phenols Monohydric	µg/L	0.5				-	-	-	-	-	
Other	Temperature	°C					-	-	-	-	-
	Conductivity @ 25oC	mS/cm	0.01				2.83	-	2.91	-	10.2
	Conductivity @ 20oC	µS/cm	14				-	-	-	-	-
	pH (Lab)	pH Units	1	6.5-9.5 <sup>#1</sup>	6-8.5(MAC) <sup>#19</sup>	6-9(MAC) <sup>#19</sup>	7.5	-	8.3	-	8.2

Field_ID	Location_Code	Sample_Depth_Range	Sampled_Date_Time	Matrix_Description
OH06007-X-5.00-ES-200318	OH06007	5	18/03/2020	UK Drinking Water Standards
OH06007-X-5.00-ES-200318	OH06007	5	18/03/2020	UK Estuaries and coastal waters EQS
OH06007-X-6.00-ES-200318	OH06007	6	18/03/2020	UK Freshwater EQS
OH06007-X-6.00-ES-200318	OH06007	6	18/03/2020	
OH06007-X-7.00-ES-200318	OH06007	7	18/03/2020	
OH06007-X-7.00-ES-200318	OH06007	7	18/03/2020	

Chem_Group	ChemName	output unit	EQL

**Environmental Standards Comments**

- #1:Water Supply (Water Quality) Regulations 2016.
- #2:Water Framework Directive (Standards and Classification) Directions (England and Wales) 2015.
- #3:Operational Targets and EQS. EA, April 2018
- #4:Water Framework Directive (Standards & Classification) Directions (England & Wales) 2015. Dissolved fraction.
- #5:Water Framework Directive (Standards & Classification) Directions (England & Wales) 2015. Dissolved fraction. Lowest criteria presented (<40mg/l of CaCO3). See 'further assessment' if criteria exceeded and hardness (CaCO3) data available.
- #6:Water Framework Directive (Standards and Classification) Directions (England and Wales) 2015. Dissolved Fraction. If hexavalent chromium (CrVI) data is available, a value of 4.7µg/l may be appropriate for the remaining trivalent chromium (CrIII).
- #7:Operational Targets and EQS. EA, April 2018. Dissolved fraction.
- #8:Water Framework Directive (Standards and Classification) Directions (England and Wales) 2015. Dissolved Fraction. If DOC >1mg/l then a higher criteria applies (3.76\*(2.677\*(DOC2+0.5))
- #9:Water Framework Directive (Standards & Classification) Directions (England & Wales) 2015. Dissolved & bioavailable (bio) fraction plus background. M-BAT tool to assess: <http://wfd.uk.org/resources/river-lakes-metal-bioavailability-assessment-tool-m-bat>
- #10:Water Framework Directive (Standards and Classification) Directions (England and Wales) 2015. Dissolved Fraction. MAC adopted in absence of AA value.
- #11:Guidelines for Drinking-water Quality, 4th Edition. WHO, 2011. Informal value.
- #12:Operational Targets and EQS. EA, April 2018.
- #13:Operational Targets and EQS. EA, April 2018. Lowest criteria presented (<200mg/l CaCO3). See 'further assessment' values if criteria exceeded and hardness (CaCO3) data available.
- #14:Guidelines for Drinking-water Quality, 4th Edition. WHO, 2011. Based on taste rather than a formal guideline.
- #15:Water Framework Directive (Standards and Classification) Directions (England and Wales) 2015. Indicator of 'good' status (90%ile) - Ammonia standard for lakes and rivers (total ammonia as nitrogen).
- #16:Operational Targets and EQS. EA, April 2018. Dissolved fraction. Lowest criteria presented (<50 mg/l CaCO3). See 'further assessment' values if criteria exceeded and hardness (CaCO3) data available.
- #17:Water Supply (Water Quality) Regulations 2016. As SO4.
- #18:US EPA Regional Screening Levels, May 2019. <https://www.epa.gov/risk/regional-screening-levels-rsls-generic-tables>
- #19:Operational Targets and EQS. EA, April 2018. Maximum Allowable Concentration (MAC) adopted in absence of Annual Average (AA) value.

**Legend**

36.2	Results exceeds GAC.
<50	Results MDL is greater than GAC.
-	Determinand has not been tested for.

**Notes**

A range is given where a determinand has been analysed for by more than one method.



		Field_ID	OH06007-X-8.00-ES-200319	OH06008-X-2.60-ES-200304	OH06008-X-2.60-ES-200304	OH06008-X-3.60-ES-200304	OH06008-X-3.60-ES-200304	OH06008-X-3.60-ES-200304	OH06008-X-30.50-ES-200310			
		Location_Code	OH06007	OH06008	OH06008	OH06008	OH06008	OH06008	OH06008			
		Sample_Dept	3	2.6	2.6	3.6	3.6	30.5				
		Sample_Date	19/03/2020	04/03/2020	04/03/2020	04/03/2020	04/03/2020	10/03/2020				
		Matrix_Description										
		UK Drinking Water Standards										
		UK Estuaries and coastal waters EQS										
		UK Freshwater EQS										
Chem_Group	ChemName	output unit	EQL									
Metals	Antimony	µg/L	5 <sup>#1</sup>			<1	-	5	-	6	18	
	Arsenic	µg/L	0.5	10 <sup>#1</sup>	50 <sup>#2</sup>	11	-	3	-	2	2	
	Boron	µg/L	10	1000 <sup>#1</sup>	7000 <sup>#3</sup>	1170	-	230	-	520	280	
	Cadmium	µg/L	0.02	5 <sup>#1</sup>	0.2 <sup>#4</sup>	0.08 <sup>#5</sup>	<0.02	-	0.25	-	1.58	0.09
	Chromium (hexavalent)	µg/L	3		0.6 <sup>#4</sup>	3.4 <sup>#4</sup>	<3	-	<3	-	<3	<3
	Chromium	µg/L	1	50 <sup>#1</sup>	0.6 <sup>#4</sup>	3.4 <sup>#6</sup>	<1	-	<1	-	<1	<1
	Chromium (Trivalent)	µg/L	3		4.7 <sup>#4</sup>	4.7 <sup>#4</sup>	<3	-	<3	-	<3	<3
	Cobalt	µg/L	0.5		3 <sup>#7</sup>	3 <sup>#7</sup>	<1	-	2	-	14	2
	Copper	µg/L	0.3	2000 <sup>#1</sup>	3.78 <sup>#8</sup>	1(bio) <sup>#9</sup>	<1	-	2	-	86	<1
	Lead	µg/L	0.2	10 <sup>#1</sup>	1.3 <sup>#4</sup>	1.2(bio) <sup>#9</sup>	<1	-	1	-	7	<1
	Mercury	µg/L	0.01	1 <sup>#1</sup>	0.07(MAC) <sup>#10</sup>	0.07(MAC) <sup>#10</sup>	<0.03	-	<0.03	-	<0.03	<0.03
	Molybdenum	µg/L	1	70 <sup>#11</sup>		95		-	20	-	4	7
	Nickel	µg/L	0.4	20 <sup>#1</sup>	8.6 <sup>#4</sup>	4(bio) <sup>#9</sup>	2	-	9	-	17	7
	Selenium	µg/L	1	10 <sup>#1</sup>		11		-	<1	-	<1	<1
	Vanadium	µg/L	1		100 <sup>#12</sup>	20 <sup>#13</sup>	6	-	1	-	<1	2
Zinc	µg/L	1	3000 <sup>#14</sup>		10.9(bio) <sup>#9</sup>	<2	-	222	-	2109	<2	
Inorganics	Available Phosphate	mg/l	6			-	-	-	-	-	-	
	Available Phosphorus	mg/l	2			-	-	-	-	-	-	
	Ammoniacal Nitrogen as N	mg/L	0.002		0.02 <sup>#2</sup>	0.6 <sup>#15</sup>	10	5	5	1.9	1.8	1.2
	Calcium	mg/L	0.2		21	21	21	-	53	-	628	42
	Chloride	mg/L	1	250 <sup>#1</sup>	250 <sup>#3</sup>	2000	2000	-	8	-	15	898
	Cyanide (Free)	µg/L	2.5	50 <sup>#1</sup>	1 <sup>#2</sup>	<20	<20	-	<20	-	<20	<20
	Cyanide Total	µg/L	5	50 <sup>#1</sup>	1 <sup>#2</sup>	<20	<20	-	<20	-	<20	<20
	Cyanides-complex	µg/L	5	50 <sup>#1</sup>	1 <sup>#2</sup>	<20	<20	-	<20	-	<20	<20
	Fluoride	µg/L	100	1500 <sup>#1</sup>	5000 <sup>#7</sup>	1000 <sup>#16</sup>	1300	-	500	-	100	300
	Magnesium	mg/L	0.036				44	-	6	-	20	45
Potassium	mg/L	0.2				111	-	16	-	14	35	
Sodium	mg/L	0.076				1570	-	9	-	22	455	
Sulphate	mg/L	2	250(SO4) <sup>#17</sup>		400 <sup>#3</sup>	98	-	67	-	1560	70	
Phenolics	Xylenols	µg/L	0.5			-	-	-	-	-	-	
	Trimethylphenols	µg/L	0.5			<0.5	-	<0.5	-	<0.5	<0.5	
	Cresol Total	µg/L	0.5			<0.5	-	1.1	-	<0.5	0.6	
	Dimethylphenols	µg/L	0.5			<0.5	-	<0.5	-	<0.5	<0.5	
	Phenol	µg/L	0.5	5800 <sup>#18</sup>	7.7 <sup>#2</sup>	7.7 <sup>#2</sup>	<0.5	-	2.3	-	2.2	0.6
Phenols Monohydric	µg/L	0.5				<0.5	-	-	-	-	-	
Other	Temperature	°C				-	-	-	-	-	-	
	Conductivity @ 25oC	mS/cm	0.01			7.01	-	0.433	-	2.33	2.94	
	Conductivity @ 20oC	µS/cm	14			-	-	-	-	-	-	
	pH (Lab)	pH Units	1	6.5-9.5 <sup>#1</sup>	6-8.5(MAC) <sup>#19</sup>	6-9(MAC) <sup>#19</sup>	8.3	-	7.9	-	7.4	7.8

Field_ID	Location_Code	Sample_Depth_Range	Sampled_Date_Time	Matrix_Description
OH06007-X-8.00-ES-200319	OH06007	3	19/03/2020	UK Drinking Water Standards
OH06008-X-2.60-ES-200304	OH06008	2.6	04/03/2020	UK Estuaries and coastal waters EQS
OH06008-X-2.60-ES-200304	OH06008	2.6	04/03/2020	UK Freshwater EQS
OH06008-X-3.60-ES-200304	OH06008	3.6	04/03/2020	
OH06008-X-3.60-ES-200304	OH06008	3.6	04/03/2020	
OH06008-X-30.50-ES-200310	OH06008	30.5	10/03/2020	

Chem_Group	ChemName	output unit	EQL

**Environmental Standards Comments**

- #1:Water Supply (Water Quality) Regulations 2016.
- #2:Water Framework Directive (Standards and Classification) Directions (England and Wales) 2015.
- #3:Operational Targets and EQS. EA, April 2018
- #4:Water Framework Directive (Standards & Classification) Directions (England & Wales) 2015. Dissolved fraction.
- #5:Water Framework Directive (Standards & Classification) Directions (England & Wales) 2015. Dissolved fraction. Lowest criteria presented (<40mg/l of CaCO3). See 'further assessment' if criteria exceeded and hardness (CaCO3) data available.
- #6:Water Framework Directive (Standards and Classification) Directions (England and Wales) 2015. Dissolved Fraction. If hexavalent chromium (CrVI) data is available, a value of 4.7µg/l may be appropriate for the remaining trivalent chromium (CrIII).
- #7:Operational Targets and EQS. EA, April 2018. Dissolved fraction.
- #8:Water Framework Directive (Standards and Classification) Directions (England and Wales) 2015. Dissolved Fraction. If DOC >1mg/l then a higher criteria applies (3.76\*(2.677\*(DOC2+0.5))
- #9:Water Framework Directive (Standards & Classification) Directions (England & Wales) 2015. Dissolved & bioavailable (bio) fraction plus background. M-BAT tool to assess: <http://wfd.uk.org/resources/river-lakes-metal-bioavailability-assessment-tool-m-bat>
- #10:Water Framework Directive (Standards and Classification) Directions (England and Wales) 2015. Dissolved Fraction. MAC adopted in absence of AA value.
- #11:Guidelines for Drinking-water Quality, 4th Edition. WHO, 2011. Informal value.
- #12:Operational Targets and EQS. EA, April 2018.
- #13:Operational Targets and EQS. EA, April 2018. Lowest criteria presented (<200mg/l CaCO3). See 'further assessment' values if criteria exceeded and hardness (CaCO3) data available.
- #14:Guidelines for Drinking-water Quality, 4th Edition. WHO, 2011. Based on taste rather than a formal guideline.
- #15:Water Framework Directive (Standards and Classification) Directions (England and Wales) 2015. Indicator of 'good' status (90%ile) - Ammonia standard for lakes and rivers (total ammonia as nitrogen).
- #16:Operational Targets and EQS. EA, April 2018. Dissolved fraction. Lowest criteria presented (<50 mg/l CaCO3). See 'further assessment' values if criteria exceeded and hardness (CaCO3) data available.
- #17:Water Supply (Water Quality) Regulations 2016. As SO4.
- #18:US EPA Regional Screening Levels, May 2019. <https://www.epa.gov/risk/regional-screening-levels-rsls-generic-tables>
- #19:Operational Targets and EQS. EA, April 2018. Maximum Allowable Concentration (MAC) adopted in absence of Annual Average (AA) value.

**Legend**

36.2	Results exceeds GAC.
<50	Results MDL is greater than GAC.
-	Determinand has not been tested for.

**Notes**

A range is given where a determinand has been analysed for by more than one method.

		Field_ID	OH06008-X-30.50-ES98-200310	OH06008-X-33.60-ES-200312	OH06008-X-4.60-ES-200304	OH06008-X-4.60-ES-200304	OH06008-X-5.50-ES-200304			
		Location_Code	OH06008	OH06008	OH06008	OH06008	OH06008			
		Sample_Death_Range	30.5	33.6	4.6	4.6	5.5			
		Sampled_Date_Time	10/03/2020	12/03/2020	04/03/2020	04/03/2020	04/03/2020			
		Matrix_Description								
		UK Drinking Water Standards	UK Estuaries and coastal waters EQS	UK Freshwater EQS						
Chem_Group	ChemName	output unit	EQL							
Metals	Antimony	µg/L	1	5 <sup>#1</sup>	6	3	-	5	-	
	Arsenic	µg/L	0.5	10 <sup>#1</sup>	2	8	-	3	-	
	Boron	µg/L	10	1000 <sup>#1</sup>	300	210	-	830	-	
	Cadmium	µg/L	0.02	5 <sup>#1</sup>	0.08 <sup>#5</sup>	0.08	<0.02	-	0.59	
	Chromium (hexavalent)	µg/L	3	0.6 <sup>#4</sup>	3.4 <sup>#4</sup>	<3	<3	-	<3	
	Chromium	µg/L	1	50 <sup>#1</sup>	0.6 <sup>#4</sup>	3.4 <sup>#6</sup>	<1	<1	<1	
	Chromium (Trivalent)	µg/L	3		4.7 <sup>#4</sup>	<3	<3	-	<3	
	Cobalt	µg/L	0.5		3 <sup>#7</sup>	4	13	-	9	
	Copper	µg/L	0.3	2000 <sup>#1</sup>	3.76 <sup>#8</sup>	<1	<1	-	3	
	Lead	µg/L	0.2	10 <sup>#1</sup>	1.3 <sup>#4</sup>	<1	<1	-	6	
	Mercury	µg/L	0.01	1 <sup>#1</sup>	0.07(MAC) <sup>#10</sup>	0.07(MAC) <sup>#10</sup>	<0.03	<0.03	-	
	Molybdenum	µg/L	1	70 <sup>#11</sup>		6	8	-	7	
	Nickel	µg/L	0.4	20 <sup>#1</sup>	8.6 <sup>#4</sup>	15	55	-	12	
	Selenium	µg/L	1	10 <sup>#1</sup>		<1	<1	-	<1	
	Vanadium	µg/L	1		100 <sup>#12</sup>	20 <sup>#13</sup>	1	<1	1	
	Zinc	µg/L	1	3000 <sup>#14</sup>		<2	2	-	1534	
	Inorganics	Available Phosphate	mg/l	6		-	-	-	-	-
Available Phosphorus		mg/l	2		-	-	-	-	-	
Ammoniacal Nitrogen as N		mg/L	0.002		0.02 <sup>#2</sup>	1.8	1.9	4.2	4.2	18.4
Calcium		mg/L	0.2			51	33	-	703	
Chloride		mg/L	1	250 <sup>#1</sup>		1030	724	-	169	
Cyanide (Free)		µg/L	2.5	50 <sup>#1</sup>	1 <sup>#2</sup>	<20	20	-	<20	
Cyanide Total		µg/L	5	50 <sup>#1</sup>	1 <sup>#2</sup>	<20	<20	-	<20	
cyanides-complex		µg/L	5	50 <sup>#1</sup>	1 <sup>#2</sup>	-	-	-	-	
Fluoride		µg/L	100	1500 <sup>#1</sup>	5000 <sup>#7</sup>	200	300	-	200	
Magnesium		mg/L	0.036			58	43	-	53	
Potassium		mg/L	0.2			41	27	-	36	
Sodium	mg/L	0.076			556	422	-	147		
Sulphate	mg/L	2	250(SO4) <sup>#17</sup>	400 <sup>#3</sup>	77	68	-	1910		
Phenolics	Xylenols	µg/L	0.5		-	-	-	-	-	
	Trimethylphenols	µg/L	0.5		<0.5	<0.5	-	<0.5	-	
	Cresol Total	µg/L	0.5		<0.5	<0.5	-	<0.5	-	
	Dimethylphenols	µg/L	0.5		<0.5	<0.5	-	<0.5	-	
	Phenol	µg/L	0.5	5800 <sup>#18</sup>	7.7 <sup>#2</sup>	<0.5	1.4	-	2.9	
Phenols Monohydric	µg/L	0.5			<0.5	<0.5	-	<0.5		
Other	Temperature	°C			-	-	-	-	-	
	Conductivity @ 25oC	mS/cm	0.01		3.49	2.73	-	3.19	-	
	Conductivity @ 20oC	µS/cm	14		-	-	-	-	-	
	pH (Lab)	pH Units	1	6.5-9.5 <sup>#1</sup>	6-8.5(MAC) <sup>#19</sup>	6-9(MAC) <sup>#19</sup>	7.9	7.8	-	7.5

Field_ID	OH06008-X-30.50-ES98-200310	OH06008-X-33.60-ES-200312	OH06008-X-4.60-ES-200304	OH06008-X-4.60-ES-200304	OH06008-X-5.50-ES-200304
Location_Code	OH06008	OH06008	OH06008	OH06008	OH06008
Sample_Depth_Range	30.5	33.6	4.6	4.6	5.5
Sampled_Date_Time	10/03/2020	12/03/2020	04/03/2020	04/03/2020	04/03/2020
Matrix_Description	UK Drinking Water Standards	UK Estuaries and coastal waters EQS	UK Freshwater EQS		

Chem_Group	ChemName	output unit	EQL

**Environmental Standards Comments**

- #1:Water Supply (Water Quality) Regulations 2016.
- #2:Water Framework Directive (Standards and Classification) Directions (England and Wales) 2015.
- #3:Operational Targets and EQS. EA, April 2018
- #4:Water Framework Directive (Standards & Classification) Directions (England & Wales) 2015. Dissolved fraction.
- #5:Water Framework Directive (Standards & Classification) Directions (England & Wales) 2015. Dissolved fraction. Lowest criteria presented (<40mg/l of CaCO3). See 'further assessment' if criteria exceeded and hardness (CaCO3) data available.
- #6:Water Framework Directive (Standards and Classification) Directions (England and Wales) 2015. Dissolved Fraction. If hexavalent chromium (CrVI) data is available, a value of 4.7µg/l may be appropriate for the remaining trivalent chromium (CrIII).
- #7:Operational Targets and EQS. EA, April 2018. Dissolved fraction.
- #8:Water Framework Directive (Standards and Classification) Directions (England and Wales) 2015. Dissolved Fraction. If DOC >1mg/l then a higher criteria applies (3.76\*(2.677\*(DOC2+0.5))
- #9:Water Framework Directive (Standards & Classification) Directions (England & Wales) 2015. Dissolved & bioavailable (bio) fraction plus background. M-BAT tool to assess: <http://wfd.uk.org/resources/river-lakes-metal-bioavailability-assessment-tool-m-bat>
- #10:Water Framework Directive (Standards and Classification) Directions (England and Wales) 2015. Dissolved Fraction. MAC adopted in absence of AA value.
- #11:Guidelines for Drinking-water Quality, 4th Edition. WHO, 2011. Informal value.
- #12:Operational Targets and EQS. EA, April 2018.
- #13:Operational Targets and EQS. EA, April 2018. Lowest criteria presented (<200mg/l CaCO3). See 'further assessment' values if criteria exceeded and hardness (CaCO3) data available.
- #14:Guidelines for Drinking-water Quality, 4th Edition. WHO, 2011. Based on taste rather than a formal guideline.
- #15:Water Framework Directive (Standards and Classification) Directions (England and Wales) 2015. Indicator of 'good' status (90%ile) - Ammonia standard for lakes and rivers (total ammonia as nitrogen).
- #16:Operational Targets and EQS. EA, April 2018. Dissolved fraction. Lowest criteria presented (<50 mg/l CaCO3). See 'further assessment' values if criteria exceeded and hardness (CaCO3) data available.
- #17:Water Supply (Water Quality) Regulations 2016. As SO4.
- #18:US EPA Regional Screening Levels, May 2019. <https://www.epa.gov/risk/regional-screening-levels-rsls-generic-tables>
- #19:Operational Targets and EQS. EA, April 2018. Maximum Allowable Concentration (MAC) adopted in absence of Annual Average (AA) value.

**Legend**

36.2	Results exceeds GAC.
<50	Results MDL is greater than GAC.
-	Determinand has not been tested for.

**Notes**

A range is given where a determinand has been analysed for by more than one method.

		Field_ID	OH06008-X-5.50-ES-200304	OH06008-X-6.50-ES-200304	OH06008-X-6.50-ES-200304	OH07006-X-0.10-ES-191002	OH07006-X-1.00-ES-191002	OH07006-X-1.90-ES-191003				
		Location_Code	OH06008	OH06008	OH06008	OH07006	OH07006	OH07006				
		Sample_Death_Range	6.5	6.5	6.5	0.1	1	1.9				
		Sampled_Date_Time	04/03/2020	04/03/2020	04/03/2020	02/10/2019	02/10/2019	03/10/2019				
		Matrix_Description										
		UK Drinking Water Standards	UK Estuaries and coastal waters EQS	UK Freshwater EQS								
Chem_Group	ChemName	output unit	EQL									
Metals	Antimony	µg/L	1	5 <sup>#1</sup>	7	-	<10	<1	<1	16.2		
	Arsenic	µg/L	0.5	10 <sup>#1</sup>	5	-	0.846	2.57	18.3			
	Boron	µg/L	10	1000 <sup>#1</sup>	850	-	700	283	402	345		
	Cadmium	µg/L	0.02	5 <sup>#1</sup>	0.08 <sup>#5</sup>	0.06	-	<0.2	<0.08	0.407	0.162	
	Chromium (hexavalent)	µg/L	3	0.6 <sup>#4</sup>	3.4 <sup>#4</sup>	<3	-	5	<3	<3	<3	
	Chromium	µg/L	1	50 <sup>#1</sup>	0.6 <sup>#4</sup>	<1	-	<10	<1	<1	<1	
	Chromium (Trivalent)	µg/L	3		4.7 <sup>#4</sup>	<1	-	<3	<3	<3	<3	
	Cobalt	µg/L	0.5		3 <sup>#7</sup>	<1	-	<10	1.19	21	0.534	
	Copper	µg/L	0.3	2000 <sup>#1</sup>	3.76 <sup>#8</sup>	1	-	<10	4.41	2.71	0.564	
	Lead	µg/L	0.2	10 <sup>#1</sup>	1.3 <sup>#4</sup>	<1	-	<10	<0.2	<0.2	<0.2	
	Mercury	µg/L	0.01	1 <sup>#1</sup>	0.07(MAC) <sup>#10</sup>	0.07(MAC) <sup>#10</sup>	<0.03	-	<0.3	<0.01	<0.01	0.0577
	Molybdenum	µg/L	1	70 <sup>#11</sup>		18	-	23	<3	4.8	116	
	Nickel	µg/L	0.4	20 <sup>#1</sup>	8.6 <sup>#4</sup>	3	-	<10	5.3	57	4.48	
	Selenium	µg/L	1	10 <sup>#1</sup>		<1	-	<10	18.9	55.1	85.1	
	Vanadium	µg/L	1		100 <sup>#12</sup>	20 <sup>#13</sup>	-	18	<1	<1	14.3	
	Zinc	µg/L	1	3000 <sup>#14</sup>		10.9(bio) <sup>#9</sup>	5	-	50	1.05	3.3	1.19
Inorganics	Available Phosphate	mg/l	6		-	-	-	-	-	-		
	Available Phosphorus	mg/l	2		-	-	-	-	-	-		
	Ammoniacal Nitrogen as N	mg/L	0.002		0.02 <sup>#2</sup>	0.6 <sup>#15</sup>	18.5	8.5	8.5	0.0153	0.412	0.113
	Calcium	mg/L	0.2			13	-	6	415	804	81.6	
	Chloride	mg/L	1	250 <sup>#1</sup>		835	-	663	7.2	18	42	
	Cyanide (Free)	µg/L	2.5	50 <sup>#1</sup>	1 <sup>#2</sup>	<20	-	<20	<2.5	<2.5	<2.5	
	Cyanide Total	µg/L	5	50 <sup>#1</sup>	1 <sup>#2</sup>	<20	-	<20	<5	<5	<5	
	Cyanides-complex	µg/L	5	50 <sup>#1</sup>	1 <sup>#2</sup>	-	-	-	<5	<5	<5	
	Fluoride	µg/L	100	1500 <sup>#1</sup>		600	-	900	<500	798	873	
	Magnesium	mg/L	0.036		5000 <sup>#7</sup>	100 <sup>#16</sup>	24	-	10	117	266	18.4
Potassium	mg/L	0.2			62	-	47	51.2	69.4	39		
Sodium	mg/L	0.076		200 <sup>#1</sup>	561	-	454	50	129	105		
Sulphate	mg/L	2	250(SO4) <sup>#17</sup>		40 <sup>#3</sup>	45	-	23	1610	3250	411	
Phenolics	Xylenols	µg/L	0.5		-	-	-	<0.5	<0.5	<0.5		
	Trimethylphenols	µg/L	0.5		<0.5	-	<0.5	-	-	-		
	Cresol Total	µg/L	0.5		<0.5	-	<0.5	<0.5	<0.5	<0.5		
	Dimethylphenols	µg/L	0.5		<0.5	-	<0.5	-	-	-		
	Phenol	µg/L	0.5	5800 <sup>#18</sup>	7.7 <sup>#2</sup>	1.7	-	<1	1.11	<2	<2	
Phenols Monohydric	µg/L	0.5				-	<0.5	<1	1.11	<2		
Other	Temperature	°C			-	-	-	-	-	-		
	Conductivity @ 25oC	mS/cm	0.01		3.41	-	2.74	-	-	-		
	Conductivity @ 20oC	µS/cm	14		-	-	-	-	-	-		
	pH (Lab)	pH Units	1	6.5-9.5 <sup>#1</sup>	6-8.5(MAC) <sup>#19</sup>	6-9(MAC) <sup>#19</sup>	8.2	-	8.2	-	-	

Field_ID	Location_Code	Sample_Depth_Range	Sampled_Date_Time	Matrix_Description
OH06008-X-5.50-ES-200304	OH06008	5.5	04/03/2020	UK Drinking Water Standards
OH06008-X-6.50-ES-200304	OH06008	6.5	04/03/2020	UK Estuaries and coastal waters EQS
OH06008-X-6.50-ES-200304	OH06008	6.5	04/03/2020	UK Freshwater EQS
OH07006-X-0.10-ES-191002	OH07006	0.1	02/10/2019	
OH07006-X-1.00-ES-191002	OH07006	1	02/10/2019	
OH07006-X-1.90-ES-191003	OH07006	1.9	03/10/2019	

Chem_Group	ChemName	output unit	EQL

**Environmental Standards Comments**

- #1:Water Supply (Water Quality) Regulations 2016.
- #2:Water Framework Directive (Standards and Classification) Directions (England and Wales) 2015.
- #3:Operational Targets and EQS. EA, April 2018
- #4:Water Framework Directive (Standards & Classification) Directions (England & Wales) 2015. Dissolved fraction.
- #5:Water Framework Directive (Standards & Classification) Directions (England & Wales) 2015. Dissolved fraction. Lowest criteria presented (<40mg/l of CaCO3). See 'further assessment' if criteria exceeded and hardness (CaCO3) data available.
- #6:Water Framework Directive (Standards and Classification) Directions (England and Wales) 2015. Dissolved Fraction. If hexavalent chromium (CrVI) data is available, a value of 4.7µg/l may be appropriate for the remaining trivalent chromium (CrIII).
- #7:Operational Targets and EQS. EA, April 2018. Dissolved fraction.
- #8:Water Framework Directive (Standards and Classification) Directions (England and Wales) 2015. Dissolved Fraction. If DOC >1mg/l then a higher criteria applies (3.76\*(2.677\*(DOC2+0.5))
- #9:Water Framework Directive (Standards & Classification) Directions (England & Wales) 2015. Dissolved & bioavailable (bio) fraction plus background. M-BAT tool to assess: <http://wfd.uk.org/resources/river-lakes-metal-bioavailability-assessment-tool-m-bat>
- #10:Water Framework Directive (Standards and Classification) Directions (England and Wales) 2015. Dissolved Fraction. MAC adopted in absence of AA value.
- #11:Guidelines for Drinking-water Quality, 4th Edition. WHO, 2011. Informal value.
- #12:Operational Targets and EQS. EA, April 2018.
- #13:Operational Targets and EQS. EA, April 2018. Lowest criteria presented (<200mg/l CaCO3). See 'further assessment' values if criteria exceeded and hardness (CaCO3) data available.
- #14:Guidelines for Drinking-water Quality, 4th Edition. WHO, 2011. Based on taste rather than a formal guideline.
- #15:Water Framework Directive (Standards and Classification) Directions (England and Wales) 2015. Indicator of 'good' status (90%ile) - Ammonia standard for lakes and rivers (total ammonia as nitrogen).
- #16:Operational Targets and EQS. EA, April 2018. Dissolved fraction. Lowest criteria presented (<50 mg/l CaCO3). See 'further assessment' values if criteria exceeded and hardness (CaCO3) data available.
- #17:Water Supply (Water Quality) Regulations 2016. As SO4.
- #18:US EPA Regional Screening Levels, May 2019. <https://www.epa.gov/risk/regional-screening-levels-rsls-generic-tables>
- #19:Operational Targets and EQS. EA, April 2018. Maximum Allowable Concentration (MAC) adopted in absence of Annual Average (AA) value.

**Legend**

36.2	Results exceeds GAC.
<50	Results MDL is greater than GAC.
-	Determinand has not been tested for.

**Notes**

A range is given where a determinand has been analysed for by more than one method.

				Field_ID	OH07006-X-12.30-ES-191007	OH07006-X-2.80-ES-191003	OH07006-X-22.60-ES-191010	OH07006-X-28.00-ES-191011	OH07006-X-3.80-ES-191003		
				Location_Code	OH07006	OH07006	OH07006	OH07006	OH07006		
				Sample_Depth Range	12-3	2-3	22-6	28	3-6		
				Sampled Date Time	07/10/2019	03/10/2019	10/10/2019	11/10/2019	03/10/2019		
				Matrix Description							
				UK Drinking Water Standards	UK Estuaries and coastal waters EQS	UK Freshwater EQS					
Chem_Group	ChemName	output unit	EQL								
Metals	Antimony	µg/L	1	5 <sup>#1</sup>			<6	<1	3.64	3.42	10.8
	Arsenic	µg/L	0.5	10 <sup>#1</sup>	25 <sup>#2</sup>	50 <sup>#2</sup>	10.8	13	5.18	0.791	1.7
	Boron	µg/L	10	1000 <sup>#1</sup>	7000 <sup>#3</sup>	2000 <sup>#3</sup>	3070	165	157	180	591
	Cadmium	µg/L	0.02	5 <sup>#1</sup>	0.2 <sup>#4</sup>	0.08 <sup>#5</sup>	<0.48	<0.08	<0.08	<0.08	0.159
	Chromium (hexavalent)	µg/L	3		0.6 <sup>#4</sup>	3.4 <sup>#4</sup>	<3	<3	6.27	<3	<3
	Chromium	µg/L	1	50 <sup>#1</sup>	0.6 <sup>#4</sup>	3.4 <sup>#6</sup>	<6	6.5	<1	<1	<1
	Chromium (Trivalent)	µg/L	3		4.7 <sup>#4</sup>	4.7 <sup>#4</sup>	<3	<3	<3	0.571	1.23
	Cobalt	µg/L	0.5		3 <sup>#7</sup>	3 <sup>#7</sup>	<3	<3	1.11	<3	<3
	Copper	µg/L	0.3	2000 <sup>#1</sup>	3.76 <sup>#8</sup>	1(bio) <sup>#9</sup>	<1.8	5.83	1.06	1.2	17.7
	Lead	µg/L	0.2	10 <sup>#1</sup>	1.3 <sup>#4</sup>	1.2(bio) <sup>#9</sup>	<1.2	<0.2	<0.2	0.503	0.287
	Mercury	µg/L	0.01	1 <sup>#1</sup>	0.07(MAC) <sup>#10</sup>	0.07(MAC) <sup>#10</sup>	<0.01	<0.01	<0.01	<0.01	<0.01
	Molybdenum	µg/L	1	70 <sup>#11</sup>			<18	16.5	15.9	6.85	12
	Nickel	µg/L	0.4	20 <sup>#1</sup>	8.6 <sup>#4</sup>	4(bio) <sup>#9</sup>	<2.4	1.17	4.89	7.06	10
	Selenium	µg/L	1	10 <sup>#1</sup>			<6	15.7	1.23	<1	9.1
Vanadium	µg/L	1		100 <sup>#12</sup>	20 <sup>#13</sup>	<6	109	9.88	<1	1.76	
Zinc	µg/L	1	3000 <sup>#14</sup>		10.9(bio) <sup>#9</sup>	<6	<1	<1	<1	45.2	
Inorganics	Available Phosphate	mg/l	6				-	-	-	-	-
	Available Phosphorus	mg/l	2				-	-	-	-	-
	Ammoniacal Nitrogen as N	mg/L	0.002		0.02 <sup>#2</sup>	0.6 <sup>#15</sup>	18.6	0.218	3.44	1.5	0.643
	Calcium	mg/L	0.2				48.3	209	27.9	36.2	240
	Chloride	mg/L	1	250 <sup>#1</sup>			2520	31.8	267	458	20.6
	Cyanide (Free)	µg/L	2.5	50 <sup>#1</sup>	1 <sup>#2</sup>	1 <sup>#2</sup>	<2.5	<2.5	<2.5	<2.5	<2.5
	Cyanide Total	µg/L	5	50 <sup>#1</sup>	1 <sup>#2</sup>	1 <sup>#2</sup>	<5	<5	<5	<5	22.3
	cyanides-complex	µg/L	5	50 <sup>#1</sup>	1 <sup>#2</sup>	1 <sup>#2</sup>	<5	<5	<5	<5	22.3
	Fluoride	µg/L	100	1500 <sup>#1</sup>	5000 <sup>#7</sup>	1000 <sup>#16</sup>	<500	<500	<500	<500	<500
	Magnesium	mg/L	0.036				88.3	0.103	18.9	26.9	40.5
	Potassium	mg/L	0.2				52.9	33.2	20	17.8	34.3
Sodium	mg/L	0.076		200 <sup>#1</sup>		1400	136	185	254	57.6	
Sulphate	mg/L	2	250(SO4) <sup>#17</sup>		400 <sup>#3</sup>	<2	696	73.3	61.2	623	
Phenolics	Xylenols	µg/L	0.5				<0.5	<0.5	<0.5	<0.5	<0.5
	Trimethylphenols	µg/L	0.5				-	-	-	-	-
	Cresol Total	µg/L	0.5				<0.5	<0.5	<0.5	<0.5	<0.5
	Dimethylphenols	µg/L	0.5				-	-	-	-	-
	Phenol	µg/L	0.5	5800 <sup>#18</sup>	7.7 <sup>#2</sup>	7.7 <sup>#2</sup>	<0.5	<1.5	2.07	<0.5	<1
	Phenols Monohydric	µg/L	0.5				<0.5	<1.5	2.07	<0.5	<1
Other	Temperature	°C					-	-	-	-	-
	Conductivity @ 25oC	mS/cm	0.01				-	-	-	-	-
	Conductivity @ 20oC	µS/cm	14				-	-	-	-	-
	pH (Lab)	pH Units	1	6.5-9.5 <sup>#1</sup>	6-8.5(MAC) <sup>#19</sup>	6-9(MAC) <sup>#19</sup>	-	-	-	-	-

Field_ID	OH07006-X-12.30-ES-191007	OH07006-X-2.80-ES-191003	OH07006-X-22.60-ES-191010	OH07006-X-28.00-ES-191011	OH07006-X-3.80-ES-191003
Location_Code	OH07006	OH07006	OH07006	OH07006	OH07006
Sample_Depth_Range	12.3	2.8	22.6	28	3.8
Sampled_Date_Time	07/10/2019	03/10/2019	10/10/2019	11/10/2019	03/10/2019
Matrix_Description	UK Drinking Water Standards	UK Estuaries and coastal waters EQS	UK Freshwater EQS		
Chem_Group	ChemName	output unit	EQL		

**Environmental Standards Comments**

- #1:Water Supply (Water Quality) Regulations 2016.
- #2:Water Framework Directive (Standards and Classification) Directions (England and Wales) 2015.
- #3:Operational Targets and EQS. EA, April 2018
- #4:Water Framework Directive (Standards & Classification) Directions (England & Wales) 2015. Dissolved fraction.
- #5:Water Framework Directive (Standards & Classification) Directions (England & Wales) 2015. Dissolved fraction. Lowest criteria presented (<40mg/l of CaCO3). See 'further assessment' if criteria exceeded and hardness (CaCO3) data available.
- #6:Water Framework Directive (Standards and Classification) Directions (England and Wales) 2015. Dissolved Fraction. If hexavalent chromium (CrVI) data is available, a value of 4.7µg/l may be appropriate for the remaining trivalent chromium (CrIII).
- #7:Operational Targets and EQS. EA, April 2018. Dissolved fraction.
- #8:Water Framework Directive (Standards and Classification) Directions (England and Wales) 2015. Dissolved Fraction. If DOC >1mg/l then a higher criteria applies (3.76\*(2.677\*(DOC2+0.5))
- #9:Water Framework Directive (Standards & Classification) Directions (England & Wales) 2015. Dissolved & bioavailable (bio) fraction plus background. M-BAT tool to assess: <http://wfd.uk.org/resources/river-lakes-metal-bioavailability-assessment-tool-m-bat>
- #10:Water Framework Directive (Standards and Classification) Directions (England and Wales) 2015. Dissolved Fraction. MAC adopted in absence of AA value.
- #11:Guidelines for Drinking-water Quality, 4th Edition. WHO, 2011. Informal value.
- #12:Operational Targets and EQS. EA, April 2018.
- #13:Operational Targets and EQS. EA, April 2018. Lowest criteria presented (<200mg/l CaCO3). See 'further assessment' values if criteria exceeded and hardness (CaCO3) data available.
- #14:Guidelines for Drinking-water Quality, 4th Edition. WHO, 2011. Based on taste rather than a formal guideline.
- #15:Water Framework Directive (Standards and Classification) Directions (England and Wales) 2015. Indicator of 'good' status (90%ile) - Ammonia standard for lakes and rivers (total ammonia as nitrogen).
- #16:Operational Targets and EQS. EA, April 2018. Dissolved fraction. Lowest criteria presented (<50 mg/l CaCO3). See 'further assessment' values if criteria exceeded and hardness (CaCO3) data available.
- #17:Water Supply (Water Quality) Regulations 2016. As SO4.
- #18:US EPA Regional Screening Levels, May 2019. <https://www.epa.gov/risk/regional-screening-levels-rsls-generic-tables>
- #19:Operational Targets and EQS. EA, April 2018. Maximum Allowable Concentration (MAC) adopted in absence of Annual Average (AA) value.

**Legend**

36.2	Results exceeds GAC.
<50	Results MDL is greater than GAC.
-	Determinand has not been tested for.

**Notes**

A range is given where a determinand has been analysed for by more than one method.



				Field_ID	OH07006-X-4.70-ES-191003	OH07006-X-5.60-ES-191004	OH07006-X-6.50-ES-191004	OH07007-X-0.10-ES-191009	OH07007-X-0.80-ES-191009	OH07007-X-1.80-ES-191010		
				Location_Code	OH07006	OH07006	OH07006	OH07007	OH07007	OH07007		
				Sample_Depth Range	4.7	5.6	6.5	0.1	0.8	1.8		
				Sampled Date Time	03/10/2019	04/10/2019	04/10/2019	09/10/2019	09/10/2019	10/10/2019		
				Matrix Description								
				UK Drinking Water Standards								
				UK Estuaries and coastal waters EQS								
				UK Freshwater EQS								
Chem_Group	ChemName	output unit	EQI									
Metals	Antimony	µg/L	1	5 <sup>#1</sup>			9.13	7.64	34.2	<1	<1	1.12
	Arsenic	µg/L	0.5	10 <sup>#1</sup>	25 <sup>#2</sup>	50 <sup>#2</sup>	2.15	3.84	17.1	1.33	1.21	0.837
	Boron	µg/L	10	1000 <sup>#1</sup>	7000 <sup>#3</sup>	2000 <sup>#3</sup>	972	1900	4790	242	288	407
	Cadmium	µg/L	0.02	5 <sup>#1</sup>	0.2 <sup>#4</sup>	0.08 <sup>#5</sup>	0.652	<0.08	0.305	<0.08	0.138	0.0821
	Chromium (hexavalent)	µg/L	3		0.6 <sup>#4</sup>	3.4 <sup>#4</sup>	<3	<3	<3	<3	<3	<3
	Chromium	µg/L	1	50 <sup>#1</sup>	0.6 <sup>#4</sup>	3.4 <sup>#6</sup>	<1	<1	1.78	<1	<1	<1
	Chromium (Trivalent)	µg/L	3			4.7 <sup>#4</sup>	<3	<3	<3	<3	<3	<3
	Cobalt	µg/L	0.5		3 <sup>#7</sup>	3 <sup>#7</sup>	15	32.6	2.61	1.38	2.7	1.86
	Copper	µg/L	0.3	2000 <sup>#1</sup>	3.76 <sup>#8</sup>	1(bio) <sup>#9</sup>	17.6	0.556	1.47	1.43	1.12	2.46
	Lead	µg/L	0.2	10 <sup>#1</sup>	1.3 <sup>#4</sup>	1.2(bio) <sup>#9</sup>	0.634	<0.2	0.821	<0.2	<0.2	0.653
	Mercury	µg/L	0.01	1 <sup>#1</sup>	0.07(MAC) <sup>#10</sup>	0.07(MAC) <sup>#10</sup>	<0.01	<0.01	0.248	<0.01	<0.01	<0.01
	Molybdenum	µg/L	1	70 <sup>#11</sup>			14.8	29.8	225	3.16	<3	17.5
	Nickel	µg/L	0.4	20 <sup>#1</sup>	8.6 <sup>#4</sup>	4(bio) <sup>#9</sup>	27.4	167	10.5	9.3	14.7	6.96
	Selenium	µg/L	1	10 <sup>#1</sup>			5.22	<1	2.9	34.9	23.6	17.1
	Vanadium	µg/L	1		100 <sup>#12</sup>	20 <sup>#13</sup>	2.76	<1	28.6	<1	<1	<1
	Zinc	µg/L	1	3000 <sup>#14</sup>		10.9(bio) <sup>#9</sup>	332	525	3.37	1.43	1.35	1.65
Inorganics	Available Phosphate	mg/l	6				-	-	-	-	-	-
	Available Phosphorus	mg/l	2				-	-	-	-	-	-
	Ammoniacal Nitrogen as N	mg/L	0.002		0.02 <sup>#2</sup>	0.6 <sup>#15</sup>	2.11	9.67	92.7	0.0129	<0.01	0.012
	Calcium	mg/L	0.2				605	732	151	594	522	289
	Chloride	mg/L	1	250 <sup>#1</sup>		250 <sup>#3</sup>	56.4	253	2600	13	14.2	20.8
	Cyanide (Free)	µg/L	2.5	50 <sup>#1</sup>	1 <sup>#2</sup>	1 <sup>#2</sup>	<2.5	<2.5	<2.5	<2.5	<2.5	<2.5
	Cyanide Total	µg/L	5	50 <sup>#1</sup>	1 <sup>#2</sup>	1 <sup>#2</sup>	8.71	<5	6.63	<5	<5	<5
	cyanides-complex	µg/L	5	50 <sup>#1</sup>	1 <sup>#2</sup>	1 <sup>#2</sup>	8.71	<5	6.63	<5	<5	<5
	Fluoride	µg/L	100	1500 <sup>#1</sup>	5000 <sup>#7</sup>	1000 <sup>#16</sup>	<500	<500	1080	<500	<500	<500
	Magnesium	mg/L	0.036				64.3	69.3	197	146	128	64.6
	Potassium	mg/L	0.2				46.2	46.4	246	57.6	49.7	38.6
Sodium	mg/L	0.076		200 <sup>#1</sup>		76.5	158	1380	80.6	92.7	93.9	
Sulphate	mg/L	2	250(SO4) <sup>#17</sup>		400 <sup>#3</sup>	1690	1850	1020	2200	1950	1030	
Phenolics	Xylenols	µg/L	0.5				<0.5	<0.5	<1	<0.5	<0.5	<0.5
	Trimethylphenols	µg/L	0.5				-	-	-	-	-	-
	Cresol Total	µg/L	0.5				<0.5	<0.5	<1	<0.5	<0.5	<0.5
	Dimethylphenols	µg/L	0.5				-	-	-	-	-	-
	Phenol	µg/L	0.5	5800 <sup>#18</sup>	7.7 <sup>#2</sup>	7.7 <sup>#2</sup>	<1	<1.5	<3	<0.5	<0.5	<0.5
Phenols Monohydric	µg/L	0.5				<1	<1.5	<5	<0.5	<0.5	<0.5	
Other	Temperature	°C					-	-	-	-	-	-
	Conductivity @ 25oC	mS/cm	0.01				-	-	-	-	-	-
	Conductivity @ 20oC	µS/cm	14				-	-	-	-	-	-
	pH (Lab)	pH Units	1	6.5-9.5 <sup>#1</sup>	6-8.5(MAC) <sup>#19</sup>	6-9(MAC) <sup>#19</sup>	-	-	-	-	-	-

Field_ID	Location_Code	Sample_Depth_Range	Sampled_Date_Time	Matrix_Description
OH07006-X-4.70-ES-191003	OH07006	4.7	03/10/2019	UK Drinking Water Standards
OH07006-X-5.60-ES-191004	OH07006	5.6	04/10/2019	UK Estuaries and coastal waters EQS
OH07006-X-6.50-ES-191004	OH07006	6.5	04/10/2019	UK Freshwater EQS
OH07007-X-0.10-ES-191009	OH07007	0.1	09/10/2019	
OH07007-X-0.80-ES-191009	OH07007	0.8	09/10/2019	
OH07007-X-1.80-ES-191010	OH07007	1.8	10/10/2019	

Chem_Group	ChemName	output unit	EQL

**Environmental Standards Comments**

- #1:Water Supply (Water Quality) Regulations 2016.
- #2:Water Framework Directive (Standards and Classification) Directions (England and Wales) 2015.
- #3:Operational Targets and EQS. EA, April 2018
- #4:Water Framework Directive (Standards & Classification) Directions (England & Wales) 2015. Dissolved fraction.
- #5:Water Framework Directive (Standards & Classification) Directions (England & Wales) 2015. Dissolved fraction. Lowest criteria presented (<40mg/l of CaCO3). See 'further assessment' if criteria exceeded and hardness (CaCO3) data available.
- #6:Water Framework Directive (Standards and Classification) Directions (England and Wales) 2015. Dissolved Fraction. If hexavalent chromium (CrVI) data is available, a value of 4.7µg/l may be appropriate for the remaining trivalent chromium (CrIII).
- #7:Operational Targets and EQS. EA, April 2018. Dissolved fraction.
- #8:Water Framework Directive (Standards and Classification) Directions (England and Wales) 2015. Dissolved Fraction. If DOC >1mg/l then a higher criteria applies (3.76\*(2.677\*(DOC2+0.5))
- #9:Water Framework Directive (Standards & Classification) Directions (England & Wales) 2015. Dissolved & bioavailable (bio) fraction plus background. M-BAT tool to assess: <http://wfd.uk.org/resources/river-lakes-metal-bioavailability-assessment-tool-m-bat>
- #10:Water Framework Directive (Standards and Classification) Directions (England and Wales) 2015. Dissolved Fraction. MAC adopted in absence of AA value.
- #11:Guidelines for Drinking-water Quality, 4th Edition. WHO, 2011. Informal value.
- #12:Operational Targets and EQS. EA, April 2018.
- #13:Operational Targets and EQS. EA, April 2018. Lowest criteria presented (<200mg/l CaCO3). See 'further assessment' values if criteria exceeded and hardness (CaCO3) data available.
- #14:Guidelines for Drinking-water Quality, 4th Edition. WHO, 2011. Based on taste rather than a formal guideline.
- #15:Water Framework Directive (Standards and Classification) Directions (England and Wales) 2015. Indicator of 'good' status (90%ile) - Ammonia standard for lakes and rivers (total ammonia as nitrogen).
- #16:Operational Targets and EQS. EA, April 2018. Dissolved fraction. Lowest criteria presented (<50 mg/l CaCO3). See 'further assessment' values if criteria exceeded and hardness (CaCO3) data available.
- #17:Water Supply (Water Quality) Regulations 2016. As SO4.
- #18:US EPA Regional Screening Levels, May 2019. <https://www.epa.gov/risk/regional-screening-levels-rsls-generic-tables>
- #19:Operational Targets and EQS. EA, April 2018. Maximum Allowable Concentration (MAC) adopted in absence of Annual Average (AA) value.

**Legend**

36.2	Results exceeds GAC.
<50	Results MDL is greater than GAC.
-	Determinand has not been tested for.

**Notes**

A range is given where a determinand has been analysed for by more than one method.

		Field_ID	OH07007-X-2.80-ES-191010	OH07007-X-24.00-ES-191021	OH07007-X-29.00-ES-191022	OH07007-X-3.80-ES-191014	OH07007-X-4.80-ES-191014	OH07007-X-5.80-ES-191014			
		Location_Code	OH07007	OH07007	OH07007	OH07007	OH07007	OH07007			
		Sample_Death_Range	2,8	24	29	3,8	4,8	5,8			
		Sampled_Date_Time	10/10/2019	21/10/2019	22/10/2019	14/10/2019	14/10/2019	14/10/2019			
		Matrix_Description									
		UK Drinking Water Standards	UK Estuaries and coastal waters EQS	UK Freshwater EQS							
Chem_Group	ChemName	output unit	EQL								
Metals	Antimony	µg/L	1	5 <sup>#1</sup>		<1	1.7	1.31	7.19	7.68	8.67
	Arsenic	µg/L	0.5	10 <sup>#1</sup>	50 <sup>#2</sup>	<0.5	2.42	0.761	12.2	1.55	3.22
	Boron	µg/L	10	1000 <sup>#1</sup>	7000 <sup>#3</sup>	167	118	128	339	2250	3880
	Cadmium	µg/L	0.02	5 <sup>#1</sup>	0.2 <sup>#4</sup>	0.08 <sup>#5</sup>	<0.08	<0.08	0.0962	0.931	<0.08
	Chromium (hexavalent)	µg/L	3		0.6 <sup>#4</sup>	3.4 <sup>#4</sup>	<3	<3	<3	<3	<3
	Chromium	µg/L	1	50 <sup>#1</sup>	0.6 <sup>#4</sup>	3.4 <sup>#6</sup>	<1	<1	<1	<1	<1
	Chromium (Trivalent)	µg/L	3		4.7 <sup>#4</sup>		<3	<3	<3	<3	<3
	Cobalt	µg/L	0.5		3 <sup>#7</sup>		<0.5	0.832	1.06	18.3	1.51
	Copper	µg/L	0.3	2000 <sup>#1</sup>	3.78 <sup>#8</sup>	1.09	0.996	0.318	12	17.8	<0.3
	Lead	µg/L	0.2	10 <sup>#1</sup>	1.3 <sup>#4</sup>	0.254	<0.2	<0.2	0.271	2.32	<0.2
	Mercury	µg/L	0.01	1 <sup>#1</sup>	0.07(MAC) <sup>#10</sup>	0.07(MAC) <sup>#10</sup>	<0.01	<0.01	0.301	0.0107	<0.01
	Molybdenum	µg/L	1	70 <sup>#11</sup>			<3	15.1	8.08	86.4	37.9
	Nickel	µg/L	0.4	20 <sup>#1</sup>	8.6 <sup>#4</sup>	4.0	2.06	2.66	4.79	7.94	13.7
	Selenium	µg/L	1	10 <sup>#1</sup>			22	<1	132	1.28	<1
	Vanadium	µg/L	1		100 <sup>#12</sup>	20 <sup>#13</sup>	<1	2.51	<1	4.66	<1
Zinc	µg/L	1	3000 <sup>#14</sup>		10.9(bin) <sup>#9</sup>	1.82	3.38	<1	18.6	365	5.82
Inorganics	Available Phosphate	mg/l	6			-	-	-	-	-	-
	Available Phosphorus	mg/l	2			-	-	-	-	-	-
	Ammoniacal Nitrogen as N	mg/L	0.002		0.02 <sup>#2</sup>	0.6 <sup>#15</sup>	0.0107	0.361	0.0112	-	32.9
	Calcium	mg/L	0.2				48.1	28.1	46.7	56.5	617
	Chloride	mg/L	1	250 <sup>#1</sup>		250 <sup>#3</sup>	20.3	159	299	37.8	227
	Cyanide (Free)	µg/L	2.5	50 <sup>#1</sup>	1 <sup>#2</sup>		<2.5	<2.5	<2.5	<2.5	<2.5
	Cyanide Total	µg/L	5	50 <sup>#1</sup>	1 <sup>#2</sup>		<5	<5	<5	<5	<5
	cyanides-complex	µg/L	5	50 <sup>#1</sup>	1 <sup>#2</sup>		<5	<5	<5	<5	<5
	Fluoride	µg/L	100	1500 <sup>#1</sup>	5000 <sup>#7</sup>	1000 <sup>#16</sup>	578	<500	<500	1020	<500
	Magnesium	mg/L	0.036				23.5	15.1	23.1	21.9	74.2
Potassium	mg/L	0.2				29.3	10.9	13.1	35.2	54.9	
Sodium	mg/L	0.076	200 <sup>#1</sup>			112	116	189	103	164	
Sulphate	mg/L	2	250(SO4) <sup>#17</sup>		400 <sup>#3</sup>	282	31.9	47.3	388	1690	
Phenolics	Xylenols	µg/L	0.5			<0.5	<0.5	<0.5	<0.5	<0.5	<0.5
	Trimethylphenols	µg/L	0.5			-	-	-	-	-	-
	Cresol Total	µg/L	0.5			<0.5	<0.5	<0.5	<0.5	<0.5	<0.5
	Dimethylphenols	µg/L	0.5			-	-	-	-	-	-
	Phenol	µg/L	0.5	5800 <sup>#18</sup>	7.7 <sup>#2</sup>		0.67	<0.5	<0.5	<0.5	0.66
	Phenols Monohydric	µg/L	0.5			7.7 <sup>#2</sup>		<0.5	<0.5	<0.5	0.66
Other	Temperature	°C									
	Conductivity @ 25oC	mS/cm	0.01			-	-	-	-	-	-
	Conductivity @ 20oC	µS/cm	14			-	-	-	-	-	-
	pH (Lab)	pH Units	1	6.5-9.5 <sup>#1</sup>	6-8.5(MAC) <sup>#19</sup>	6-9(MAC) <sup>#19</sup>	-	-	-	-	-

Field_ID	OH07007-X-2.80-ES-191010	OH07007-X-24.00-ES-191021	OH07007-X-29.00-ES-191022	OH07007-X-3.80-ES-191014	OH07007-X-4.80-ES-191014	OH07007-X-5.80-ES-191014
Location_Code	OH07007	OH07007	OH07007	OH07007	OH07007	OH07007
Sample_Depth_Range	2.8	24	29	3.8	4.8	5.8
Sampled_Date_Time	10/10/2019	21/10/2019	22/10/2019	14/10/2019	14/10/2019	14/10/2019
Matrix_Description	UK Drinking Water Standards	UK Estuaries and coastal waters EQS	UK Freshwater EQS			

Chem_Group	ChemName	output unit	EQL

**Environmental Standards Comments**

- #1:Water Supply (Water Quality) Regulations 2016.
- #2:Water Framework Directive (Standards and Classification) Directions (England and Wales) 2015.
- #3:Operational Targets and EQS. EA, April 2018
- #4:Water Framework Directive (Standards & Classification) Directions (England & Wales) 2015. Dissolved fraction.
- #5:Water Framework Directive (Standards & Classification) Directions (England & Wales) 2015. Dissolved fraction. Lowest criteria presented (<40mg/l of CaCO3). See 'further assessment' if criteria exceeded and hardness (CaCO3) data available.
- #6:Water Framework Directive (Standards and Classification) Directions (England and Wales) 2015. Dissolved Fraction. If hexavalent chromium (CrVI) data is available, a value of 4.7µg/l may be appropriate for the remaining trivalent chromium (CrIII).
- #7:Operational Targets and EQS. EA, April 2018. Dissolved fraction.
- #8:Water Framework Directive (Standards and Classification) Directions (England and Wales) 2015. Dissolved Fraction. If DOC >1mg/l then a higher criteria applies (3.76\*(2.677\*(DOC2+0.5))
- #9:Water Framework Directive (Standards & Classification) Directions (England & Wales) 2015. Dissolved & bioavailable (bio) fraction plus background. M-BAT tool to assess: <http://wfd.uk.org/resources/river-lakes-metal-bioavailability-assessment-tool-m-bat>
- #10:Water Framework Directive (Standards and Classification) Directions (England and Wales) 2015. Dissolved Fraction. MAC adopted in absence of AA value.
- #11:Guidelines for Drinking-water Quality, 4th Edition. WHO, 2011. Informal value.
- #12:Operational Targets and EQS. EA, April 2018.
- #13:Operational Targets and EQS. EA, April 2018. Lowest criteria presented (<200mg/l CaCO3). See 'further assessment' values if criteria exceeded and hardness (CaCO3) data available.
- #14:Guidelines for Drinking-water Quality, 4th Edition. WHO, 2011. Based on taste rather than a formal guideline.
- #15:Water Framework Directive (Standards and Classification) Directions (England and Wales) 2015. Indicator of 'good' status (90%ile) - Ammonia standard for lakes and rivers (total ammonia as nitrogen).
- #16:Operational Targets and EQS. EA, April 2018. Dissolved fraction. Lowest criteria presented (<50 mg/l CaCO3). See 'further assessment' values if criteria exceeded and hardness (CaCO3) data available.
- #17:Water Supply (Water Quality) Regulations 2016. As SO4.
- #18:US EPA Regional Screening Levels, May 2019. <https://www.epa.gov/risk/regional-screening-levels-rsls-generic-tables>
- #19:Operational Targets and EQS. EA, April 2018. Maximum Allowable Concentration (MAC) adopted in absence of Annual Average (AA) value.

**Legend**

36.2	Results exceeds GAC.
<50	Results MDL is greater than GAC.
-	Determinand has not been tested for.

**Notes**

A range is given where a determinand has been analysed for by more than one method.

				Field_ID	OH07007-X-6.80-ES-191014	OH07008A-X-0.05-ES-191031	OH07008A-X-0.60-ES-191031	OH07008A-X-2.20-ES-191105	OH07008A-X-22.80-ES-191107		
				Location_Code	OH07007	OH07008A	OH07008A	OH07008A	OH07008A		
				Sample_Depth Range	6.8	0.05	0.6	2.2	22.8		
				Sampled Date Time	14/10/2019	31/10/2019	31/10/2019	05/11/2019	07/11/2019		
				Matrix Description							
				UK Drinking Water Standards							
				UK Estuaries and coastal waters EQS							
				UK Freshwater EQS							
Chem_Group	ChemName	output unit	EQL								
Metals	Antimony	µg/L	1	5 <sup>#1</sup>		8.99	<1	<1	4	-	
	Arsenic	µg/L	0.5	10 <sup>#1</sup>	25 <sup>#2</sup>	5.85	<1	<1	2	-	
	Boron	µg/L	10	1000 <sup>#1</sup>	7000 <sup>#3</sup>	2420	250	240	220	-	
	Cadmium	µg/L	0.02	5 <sup>#1</sup>	0.2 <sup>#4</sup>	<0.08	0.1	0.1	<0.02	-	
	Chromium (hexavalent)	µg/L	3		0.6 <sup>#4</sup>	<3	<3	<3	<3	-	
	Chromium	µg/L	1	50 <sup>#1</sup>	0.6 <sup>#4</sup>	<1	<1	<1	<1	-	
	Chromium (Trivalent)	µg/L	3		4.7 <sup>#4</sup>	<3	-	<3	<3	-	
	Cobalt	µg/L	0.5		3 <sup>#7</sup>	<0.5	1	1	1	-	
	Copper	µg/L	0.3	2000 <sup>#1</sup>	3.76 <sup>#8</sup>	0.757	2	<1	<1	-	
	Lead	µg/L	0.2	10 <sup>#1</sup>	1.3 <sup>#4</sup>	<0.2	<1	<1	<1	-	
	Mercury	µg/L	0.01	1 <sup>#1</sup>	0.07(MAC) <sup>#10</sup>	0.07(MAC) <sup>#10</sup>	<0.01	<0.03	<0.03	-	
	Molybdenum	µg/L	1	70 <sup>#11</sup>		27.3	4	9	26	-	
	Nickel	µg/L	0.4	20 <sup>#1</sup>	8.6 <sup>#4</sup>	4.1 <sup>#9</sup>	1.45	9	5	6	-
	Selenium	µg/L	1	10 <sup>#1</sup>		20 <sup>#13</sup>	<1	18	18	13	-
	Vanadium	µg/L	1		100 <sup>#12</sup>	2.48	<1	<1	2	-	
Zinc	µg/L	1	3000 <sup>#14</sup>		10.9 <sup>#9</sup>	1.34	3	2	3	-	
Inorganics	Available Phosphate	mg/l	6			-	-	-	-	-	
	Available Phosphorus	mg/l	2			-	-	-	-	-	
	Ammoniacal Nitrogen as N	mg/L	0.002		0.02 <sup>#2</sup>	0.6 <sup>#15</sup>	18.2	0.04	0.04	0.05	0.3 - 0.4
	Calcium	mg/L	0.2			11	566	243	232	-	
	Chloride	mg/L	1	250 <sup>#1</sup>		250 <sup>#3</sup>	11	10	39	-	
	Cyanide (Free)	µg/L	2.5	50 <sup>#1</sup>	1 <sup>#2</sup>	<2.5	<20	<20	<20	-	
	Cyanide Total	µg/L	5	50 <sup>#1</sup>	1 <sup>#2</sup>	<5	<20	<20	<20	-	
	Cyanides-complex	µg/L	5	50 <sup>#1</sup>	1 <sup>#2</sup>	<5	-	-	-	-	
	Fluoride	µg/L	100	1500 <sup>#1</sup>	5000 <sup>#7</sup>	1000 <sup>#16</sup>	<500	400	300	1300	-
	Magnesium	mg/L	0.036			16	107	66	40	-	
Potassium	mg/L	0.2			39.6	51	40	34	-		
Sodium	mg/L	0.076		200 <sup>#1</sup>	209	90	91	78	-		
Sulphate	mg/L	2	250(SO4) <sup>#17</sup>		400 <sup>#3</sup>	60	2160	1040	716	-	
Phenolics	Xylenols	µg/L	0.5			<0.5	-	-	-	-	
	Trimethylphenols	µg/L	0.5			<0.5	<0.5	<0.5	<0.5	-	
	Cresol Total	µg/L	0.5			<0.5	<0.5	<0.5	<0.5	-	
	Dimethylphenols	µg/L	0.5			<0.5	<0.5	<0.5	<0.5	-	
	Phenol	µg/L	0.5	5800 <sup>#18</sup>	7.7 <sup>#2</sup>	7.7 <sup>#2</sup>	<0.5	<0.5	1.1	0.7	-
Phenols Monohydric	µg/L	0.5				<0.5	<0.5	-	-		
Other	Temperature	°C				-	-	-	-	-	
	Conductivity @ 25oC	mS/cm	0.01			-	2.79	1.87	1.51	-	
	Conductivity @ 20oC	µS/cm	14			-	-	-	-	-	
	pH (Lab)	pH Units	1	6.5-9.5 <sup>#1</sup>	6-8.5(MAC) <sup>#19</sup>	6-9(MAC) <sup>#19</sup>	-	7.3	7.4	7.5	-

Field_ID	Location_Code	Sample_Depth_Range	Sampled_Date_Time	Matrix_Description
OH07007-X-6.80-ES-191014	OH07007	6.8	14/10/2019	UK Drinking Water Standards
OH07008A-X-0.05-ES-191031	OH07008A	0.05	31/10/2019	UK Estuaries and coastal waters EQS
OH07008A-X-0.60-ES-191031	OH07008A	0.6	31/10/2019	UK Freshwater EQS
OH07008A-X-2.20-ES-191105	OH07008A	2.2	05/11/2019	
OH07008A-X-22.80-ES-191107	OH07008A	22.8	07/11/2019	

Chem_Group	ChemName	output unit	EQL

**Environmental Standards Comments**

- #1:Water Supply (Water Quality) Regulations 2016.
- #2:Water Framework Directive (Standards and Classification) Directions (England and Wales) 2015.
- #3:Operational Targets and EQS. EA, April 2018
- #4:Water Framework Directive (Standards & Classification) Directions (England & Wales) 2015. Dissolved fraction.
- #5:Water Framework Directive (Standards & Classification) Directions (England & Wales) 2015. Dissolved fraction. Lowest criteria presented (<40mg/l of CaCO3). See 'further assessment' if criteria exceeded and hardness (CaCO3) data available.
- #6:Water Framework Directive (Standards and Classification) Directions (England and Wales) 2015. Dissolved Fraction. If hexavalent chromium (CrVI) data is available, a value of 4.7µg/l may be appropriate for the remaining trivalent chromium (CrIII).
- #7:Operational Targets and EQS. EA, April 2018. Dissolved fraction.
- #8:Water Framework Directive (Standards and Classification) Directions (England and Wales) 2015. Dissolved Fraction. If DOC >1mg/l then a higher criteria applies (3.76\*(2.677\*(DOC2+0.5))
- #9:Water Framework Directive (Standards & Classification) Directions (England & Wales) 2015. Dissolved & bioavailable (bio) fraction plus background. M-BAT tool to assess: <http://wfd.uk.org/resources/river-lakes-metal-bioavailability-assessment-tool-m-bat>
- #10:Water Framework Directive (Standards and Classification) Directions (England and Wales) 2015. Dissolved Fraction. MAC adopted in absence of AA value.
- #11:Guidelines for Drinking-water Quality, 4th Edition. WHO, 2011. Informal value.
- #12:Operational Targets and EQS. EA, April 2018.
- #13:Operational Targets and EQS. EA, April 2018. Lowest criteria presented (<200mg/l CaCO3). See 'further assessment' values if criteria exceeded and hardness (CaCO3) data available.
- #14:Guidelines for Drinking-water Quality, 4th Edition. WHO, 2011. Based on taste rather than a formal guideline.
- #15:Water Framework Directive (Standards and Classification) Directions (England and Wales) 2015. Indicator of 'good' status (90%ile) - Ammonia standard for lakes and rivers (total ammonia as nitrogen).
- #16:Operational Targets and EQS. EA, April 2018. Dissolved fraction. Lowest criteria presented (<50 mg/l CaCO3). See 'further assessment' values if criteria exceeded and hardness (CaCO3) data available.
- #17:Water Supply (Water Quality) Regulations 2016. As SO4.
- #18:US EPA Regional Screening Levels, May 2019. <https://www.epa.gov/risk/regional-screening-levels-rsls-generic-tables>
- #19:Operational Targets and EQS. EA, April 2018. Maximum Allowable Concentration (MAC) adopted in absence of Annual Average (AA) value.

**Legend**

36.2	Results exceeds GAC.
<50	Results MDL is greater than GAC.
-	Determinand has not been tested for.

**Notes**

A range is given where a determinand has been analysed for by more than one method.

				Field_ID	OH07008A-X-22.80-ES-191107	OH07008A-X-6.50-ES-191105	OH07008A-X-7.00-ES-191105	OH07008A-X-7.00-ES-191105	OH07008-X-0.05-ES-191007		
				Location_Code	OH07008A	OH07008A	OH07008A	OH07008A	OH07008		
				Sample_Depth Range	22.8	6.5	7	7	0.05		
				Sampled Date Time	07/11/2019	05/11/2019	05/11/2019	05/11/2019	07/10/2019		
				Matrix Description							
				UK Drinking Water Standards	UK Estuaries and coastal waters EQS	UK Freshwater EQS					
Chem_Group	ChemName	output unit	EQL								
Metals	Antimony	µg/L	1	5 <sup>#1</sup>			3 - 6	12	-	430	<1
	Arsenic	µg/L	0.5	10 <sup>#1</sup>	25 <sup>#2</sup>	50 <sup>#2</sup>	1	14	-	638	1.35
	Boron	µg/L	10	1000 <sup>#1</sup>	7000 <sup>#3</sup>	2000 <sup>#3</sup>	600 - 620	1200	-	29,000	274
	Cadmium	µg/L	0.02	5 <sup>#1</sup>	0.2 <sup>#4</sup>	0.08 <sup>#5</sup>	<0.02 - 0.03	<0.02	-	5.69	0.15
	Chromium (hexavalent)	µg/L	3		0.6 <sup>#4</sup>	3.4 <sup>#4</sup>	<3	<3	-	<3	<3
	Chromium	µg/L	1	50 <sup>#1</sup>	0.6 <sup>#4</sup>	3.4 <sup>#6</sup>	<1	<1	-	<100	<1
	Chromium (Trivalent)	µg/L	3			4.7 <sup>#4</sup>	-	<3	-	<100	<3
	Cobalt	µg/L	0.5		3 <sup>#7</sup>	3 <sup>#7</sup>	<1	<1	-	<100	1.14
	Copper	µg/L	0.3	2000 <sup>#1</sup>	3.78 <sup>#8</sup>	1(bio) <sup>#9</sup>	<1	<1	-	<100	1.63
	Lead	µg/L	0.2	10 <sup>#1</sup>	1.3 <sup>#4</sup>	1.2(bio) <sup>#9</sup>	<1	<1	-	<100	<0.2
	Mercury	µg/L	0.01	1 <sup>#1</sup>	0.07(MAC) <sup>#10</sup>	0.07(MAC) <sup>#10</sup>	<0.03	<0.03	-	3.71	<0.01
	Molybdenum	µg/L	1	70 <sup>#11</sup>			18 - 21	35	-	1748	<3
	Nickel	µg/L	0.4	20 <sup>#1</sup>	8.6 <sup>#4</sup>	4(bio) <sup>#9</sup>	4	2	-	111	22.3
	Selenium	µg/L	1	10 <sup>#1</sup>			<1	<1	-	<100	47.4
	Vanadium	µg/L	1		100 <sup>#12</sup>	20 <sup>#13</sup>	4 - 5	5	-	466	<1
	Zinc	µg/L	1	3000 <sup>#14</sup>			10.9(bio) <sup>#9</sup>	5	-	301	3.13
Inorganics	Available Phosphate	mg/l	6				-	-	-	-	-
	Available Phosphorus	mg/l	2				-	-	-	-	-
	Ammoniacal Nitrogen as N	mg/L	0.002		0.02 <sup>#2</sup>	0.6 <sup>#15</sup>	0.3 - 0.4	58.3	38.9	38.7	<0.01
	Calcium	mg/L	0.2				21	36	-	28	532
	Chloride	mg/L	1	250 <sup>#1</sup>			91 - 98	1460	-	1020	12
	Cyanide (Free)	µg/L	2.5	50 <sup>#1</sup>	1 <sup>#2</sup>	250 <sup>#3</sup>	<20	<20	-	<20	<2.5
	Cyanide Total	µg/L	5	50 <sup>#1</sup>	1 <sup>#2</sup>	1 <sup>#2</sup>	<20	<20	-	<20	<5
	cyanides-complex	µg/L	5	50 <sup>#1</sup>	1 <sup>#2</sup>	1 <sup>#2</sup>	-	-	-	-	<5
	Fluoride	µg/L	100	1500 <sup>#1</sup>	5000 <sup>#7</sup>	1000 <sup>#16</sup>	400	700	-	500	<500
	Magnesium	mg/L	0.036				6 - 7	64	-	43	144
	Potassium	mg/L	0.2				6 - 8	121	-	663	45.8
Sodium	mg/L	0.076	200 <sup>#1</sup>			60 - 69	1050	-	78	102	
Sulphate	mg/L	2	250(SO4) <sup>#17</sup>			26 - 34	31	-	1.03	2130	
Phenolics	Xylenols	µg/L	0.5				-	-	-	-	<0.5
	Trimethylphenols	µg/L	0.5				<0.5	<0.5	-	<0.5	-
	Cresol Total	µg/L	0.5				<0.5 - 0.5	<0.5	-	<0.5	<0.5
	Dimethylphenols	µg/L	0.5				<0.5	<0.5	-	<0.5	-
	Phenol	µg/L	0.5	5800 <sup>#18</sup>	7.7 <sup>#2</sup>		3.9 - 4.7	6.9	-	4.9	<0.5
	Phenols Monohydric	µg/L	0.5				-	-	-	-	<0.5
Other	Temperature	°C					-	-	-	-	-
	Conductivity @ 25oC	mS/cm	0.01				0.509 - 0.532	5.46	-	3.98	-
	Conductivity @ 20oC	µS/cm	14				-	-	-	-	-
	pH (Lab)	pH Units	1	6.5-9.5 <sup>#1</sup>	6-8.5(MAC) <sup>#19</sup>	6-9(MAC) <sup>#19</sup>	8 - 8.3	8.2	-	8.1	-

Field_ID	OH07008A-X-22.80-ES-191107	OH07008A-X-6.50-ES-191105	OH07008A-X-7.00-ES-191105	OH07008A-X-7.00-ES-191105	OH07008-X-0.05-ES-191007
Location_Code	OH07008A	OH07008A	OH07008A	OH07008A	OH07008
Sample_Depth_Range	22.8	6.5	7	7	0.05
Sampled_Date_Time	07/11/2019	05/11/2019	05/11/2019	05/11/2019	07/10/2019
Matrix_Description	UK Drinking Water Standards	UK Estuaries and coastal waters EQS	UK Freshwater EQS		

Chem_Group	ChemName	output unit	EQL

**Environmental Standards Comments**

- #1:Water Supply (Water Quality) Regulations 2016.
- #2:Water Framework Directive (Standards and Classification) Directions (England and Wales) 2015.
- #3:Operational Targets and EQS. EA, April 2018
- #4:Water Framework Directive (Standards & Classification) Directions (England & Wales) 2015. Dissolved fraction.
- #5:Water Framework Directive (Standards & Classification) Directions (England & Wales) 2015. Dissolved fraction. Lowest criteria presented (<40mg/l of CaCO3). See 'further assessment' if criteria exceeded and hardness (CaCO3) data available.
- #6:Water Framework Directive (Standards and Classification) Directions (England and Wales) 2015. Dissolved Fraction. If hexavalent chromium (CrVI) data is available, a value of 4.7µg/l may be appropriate for the remaining trivalent chromium (CrIII).
- #7:Operational Targets and EQS. EA, April 2018. Dissolved fraction.
- #8:Water Framework Directive (Standards and Classification) Directions (England and Wales) 2015. Dissolved Fraction. If DOC >1mg/l then a higher criteria applies (3.76\*(2.677\*(DOC2+0.5))
- #9:Water Framework Directive (Standards & Classification) Directions (England & Wales) 2015. Dissolved & bioavailable (bio) fraction plus background. M-BAT tool to assess: <http://wfd.uk.org/resources/river-lakes-metal-bioavailability-assessment-tool-m-bat>
- #10:Water Framework Directive (Standards and Classification) Directions (England and Wales) 2015. Dissolved Fraction. MAC adopted in absence of AA value.
- #11:Guidelines for Drinking-water Quality, 4th Edition. WHO, 2011. Informal value.
- #12:Operational Targets and EQS. EA, April 2018.
- #13:Operational Targets and EQS. EA, April 2018. Lowest criteria presented (<200mg/l CaCO3). See 'further assessment' values if criteria exceeded and hardness (CaCO3) data available.
- #14:Guidelines for Drinking-water Quality, 4th Edition. WHO, 2011. Based on taste rather than a formal guideline.
- #15:Water Framework Directive (Standards and Classification) Directions (England and Wales) 2015. Indicator of 'good' status (90%ile) - Ammonia standard for lakes and rivers (total ammonia as nitrogen).
- #16:Operational Targets and EQS. EA, April 2018. Dissolved fraction. Lowest criteria presented (<50 mg/l CaCO3). See 'further assessment' values if criteria exceeded and hardness (CaCO3) data available.
- #17:Water Supply (Water Quality) Regulations 2016. As SO4.
- #18:US EPA Regional Screening Levels, May 2019. <https://www.epa.gov/risk/regional-screening-levels-rsls-generic-tables>
- #19:Operational Targets and EQS. EA, April 2018. Maximum Allowable Concentration (MAC) adopted in absence of Annual Average (AA) value.

**Legend**

36.2	Results exceeds GAC.
<50	Results MDL is greater than GAC.
-	Determinand has not been tested for.

**Notes**

A range is given where a determinand has been analysed for by more than one method.



				Field_ID	OH07008-X-1.00-ES-191007	OH07012-X-0.05-ES-191007	OH07012-X-0.30-ES-191007	OH07012-X-0.50-ES-191007	OH07012-X-1.00-ES-191007	OH07012-X-2.00-ES-191008		
				Location_Code	OH07008	OH07012	OH07012	OH07012	OH07012	OH07012		
				Sample_Death_Range	1	0.05	0.5	0.5	1	2		
				Sampled_Date_Time	07/10/2019	07/10/2019	07/10/2019	07/10/2019	07/10/2019	08/10/2019		
				Matrix_Description								
				UK Drinking Water Standards								
				UK Estuaries and coastal waters EQS								
				UK Freshwater EQS								
Chem_Group	ChemName	output unit	EQL									
Metals	Antimony	µg/L	1	5 <sup>#1</sup>			4.43	<1	<1	23	39.2	102
	Arsenic	µg/L	0.5	10 <sup>#1</sup>	25 <sup>#2</sup>	50 <sup>#2</sup>	12.7	1.57	2.51	9.82	11.1	14.7
	Boron	µg/L	10	1000 <sup>#1</sup>	7000 <sup>#3</sup>	2000 <sup>#3</sup>	198	376	449	42.1	126	198
	Cadmium	µg/L	0.02	5 <sup>#1</sup>	0.2 <sup>#4</sup>	0.08 <sup>#5</sup>	0.0888	0.154	<0.08	<0.08	<0.08	0.129
	Chromium (hexavalent)	µg/L	3		0.6 <sup>#4</sup>	3.4 <sup>#4</sup>	<3	<3	<3	<3	<3	<3
	Chromium	µg/L	1	50 <sup>#1</sup>	0.6 <sup>#4</sup>	3.4 <sup>#4</sup>	<1	<1	<1	2.53	3.89	1.58
	Chromium (Trivalent)	µg/L	3		4.7 <sup>#4</sup>	3.4 <sup>#4</sup>	<3	<3	<3	<3	<3	<3
	Cobalt	µg/L	0.5		3 <sup>#7</sup>	3 <sup>#7</sup>	<0.5	2.56	7.04	<0.5	<0.5	<0.5
	Copper	µg/L	0.3	2000 <sup>#1</sup>	3.76 <sup>#8</sup>	1(bio) <sup>#9</sup>	0.992	1.94	0.777	15.5	16.4	14.9
	Lead	µg/L	0.2	10 <sup>#1</sup>	1.3 <sup>#4</sup>	1.2(bio) <sup>#9</sup>	<0.2	<0.2	0.833	0.234	<0.2	0.218
	Mercury	µg/L	0.01	1 <sup>#1</sup>	0.07(MAC) <sup>#10</sup>	0.07(MAC) <sup>#10</sup>	<0.01	<0.01	<0.01	<0.01	<0.01	<0.01
	Molybdenum	µg/L	1	70 <sup>#11</sup>			78.8	4.73	14.6	36.9	50.1	94.1
	Nickel	µg/L	0.4	20 <sup>#1</sup>	8.6 <sup>#4</sup>	4(bio) <sup>#9</sup>	2.66	23.9	34.1	6.03	3.97	4.85
	Selenium	µg/L	1	10 <sup>#1</sup>			94.3	50.6	56.6	19.4	12.9	7.66
	Vanadium	µg/L	1		100 <sup>#12</sup>	20 <sup>#13</sup>	13	<1	<1	379	229	94.8
	Zinc	µg/L	1	3000 <sup>#14</sup>		10.9(bio) <sup>#9</sup>	<1	3.25	3.19	1.23	<1	<1
Inorganics	Available Phosphate	mg/l	6				-	-	-	-	-	-
	Available Phosphorus	mg/l	2				-	-	-	-	-	-
	Ammoniacal Nitrogen as N	mg/L	0.002		0.02 <sup>#2</sup>	0.6 <sup>#15</sup>	0.724	0.0107	0.021	0.178	<0.01	0.669
	Calcium	mg/L	0.2				79.3	563	357	64.4	119	240
	Chloride	mg/L	1	250 <sup>#1</sup>			144	21.6	22.6	91.1	67.7	95.4
	Cyanide (Free)	µg/L	2.5	50 <sup>#1</sup>	1 <sup>#2</sup>	1 <sup>#2</sup>	<2.5	<2.5	<2.5	<2.5	<2.5	<2.5
	Cyanide Total	µg/L	5	50 <sup>#1</sup>	1 <sup>#2</sup>	1 <sup>#2</sup>	<5	<5	<5	<5	<5	<5
	cyanides-complex	µg/L	5	50 <sup>#1</sup>	1 <sup>#2</sup>	1 <sup>#2</sup>	<5	<5	<5	<5	<5	<5
	Fluoride	µg/L	100	1500 <sup>#1</sup>	5000 <sup>#7</sup>	1000 <sup>#16</sup>	<500	<500	<500	<500	<500	<500
	Magnesium	mg/L	0.036				8.34	169	115	<0.036	0.166	1.84
	Potassium	mg/L	0.2				27.7	64.4	60.4	38	31.1	35.2
Sodium	mg/L	0.076		200 <sup>#1</sup>		93.3	128	164	168	149	129	
Sulphate	mg/L	2	250(SO4) <sup>#17</sup>		400 <sup>#3</sup>	393	2390	1630	384	529	852	
Phenolics	Xylenols	µg/L	0.5				<0.5	<0.5	<0.5	<0.5	<0.5	<0.5
	Trimethylphenols	µg/L	0.5				-	-	-	-	-	-
	Cresol Total	µg/L	0.5				<0.5	<0.5	<0.5	<0.5	<0.5	<0.5
	Dimethylphenols	µg/L	0.5				-	-	-	-	-	-
	Phenol	µg/L	0.5	5800 <sup>#18</sup>	7.7 <sup>#2</sup>	7.7 <sup>#2</sup>	1.41	<0.5	<0.5	76.7	2.42	<0.5
Phenols Monohydric	µg/L	0.5				1.41	<0.5	<0.5	76.7	2.42	<0.5	
Other	Temperature	°C					-	-	-	-	-	-
	Conductivity @ 25oC	mS/cm	0.01				-	-	-	-	-	-
	Conductivity @ 20oC	µS/cm	14				-	-	-	-	-	-
	pH (Lab)	pH Units	1	6.5-9.5 <sup>#1</sup>	6-8.5(MAC) <sup>#19</sup>	6-9(MAC) <sup>#19</sup>	-	-	-	-	-	-

Field_ID	Location_Code	Sample_Depth_Range	Sampled_Date_Time	Matrix_Description
OH07008-X-1.00-ES-191007	OH07008	1	07/10/2019	UK Drinking Water Standards
OH07012-X-0.05-ES-191007	OH07012	0.05	07/10/2019	UK Estuaries and coastal waters EQS
OH07012-X-0.30-ES-191007	OH07012	0.3	07/10/2019	UK Freshwater EQS
OH07012-X-0.50-ES-191007	OH07012	0.5	07/10/2019	
OH07012-X-1.00-ES-191007	OH07012	1	07/10/2019	
OH07012-X-2.00-ES-191008	OH07012	2	08/10/2019	

Chem_Group	ChemName	output unit	EQL

**Environmental Standards Comments**

- #1:Water Supply (Water Quality) Regulations 2016.
- #2:Water Framework Directive (Standards and Classification) Directions (England and Wales) 2015.
- #3:Operational Targets and EQS. EA, April 2018
- #4:Water Framework Directive (Standards & Classification) Directions (England & Wales) 2015. Dissolved fraction.
- #5:Water Framework Directive (Standards & Classification) Directions (England & Wales) 2015. Dissolved fraction. Lowest criteria presented (<40mg/l of CaCO3). See 'further assessment' if criteria exceeded and hardness (CaCO3) data available.
- #6:Water Framework Directive (Standards and Classification) Directions (England and Wales) 2015. Dissolved Fraction. If hexavalent chromium (CrVI) data is available, a value of 4.7µg/l may be appropriate for the remaining trivalent chromium (CrIII).
- #7:Operational Targets and EQS. EA, April 2018. Dissolved fraction.
- #8:Water Framework Directive (Standards and Classification) Directions (England and Wales) 2015. Dissolved Fraction. If DOC >1mg/l then a higher criteria applies (3.76\*(2.677\*(DOC2+0.5))
- #9:Water Framework Directive (Standards & Classification) Directions (England & Wales) 2015. Dissolved & bioavailable (bio) fraction plus background. M-BAT tool to assess: <http://wfd.uk.org/resources/river-lakes-metal-bioavailability-assessment-tool-m-bat>
- #10:Water Framework Directive (Standards and Classification) Directions (England and Wales) 2015. Dissolved Fraction. MAC adopted in absence of AA value.
- #11:Guidelines for Drinking-water Quality, 4th Edition. WHO, 2011. Informal value.
- #12:Operational Targets and EQS. EA, April 2018.
- #13:Operational Targets and EQS. EA, April 2018. Lowest criteria presented (<200mg/l CaCO3). See 'further assessment' values if criteria exceeded and hardness (CaCO3) data available.
- #14:Guidelines for Drinking-water Quality, 4th Edition. WHO, 2011. Based on taste rather than a formal guideline.
- #15:Water Framework Directive (Standards and Classification) Directions (England and Wales) 2015. Indicator of 'good' status (90%ile) - Ammonia standard for lakes and rivers (total ammonia as nitrogen).
- #16:Operational Targets and EQS. EA, April 2018. Dissolved fraction. Lowest criteria presented (<50 mg/l CaCO3). See 'further assessment' values if criteria exceeded and hardness (CaCO3) data available.
- #17:Water Supply (Water Quality) Regulations 2016. As SO4.
- #18:US EPA Regional Screening Levels, May 2019. <https://www.epa.gov/risk/regional-screening-levels-rsls-generic-tables>
- #19:Operational Targets and EQS. EA, April 2018. Maximum Allowable Concentration (MAC) adopted in absence of Annual Average (AA) value.

**Legend**

36.2	Results exceeds GAC.
<50	Results MDL is greater than GAC.
-	Determinand has not been tested for.

**Notes**

A range is given where a determinand has been analysed for by more than one method.

				Field_ID	OH07012-X-22.70-ES-191011	OH07012-X-26.70-ES-191015	OH07012-X-32.60-ES-191021	OH07012-X-4.00-ES-191008	OH07012-X-45.20-ES-191023		
				Location_Code	OH07012	OH07012	OH07012	OH07012	OH07012		
				Sample_Death_Range	22.7	26.7	32.6-32.8	4	45.2-45.45		
				Sampled_Date_Time	11/10/2019	15/10/2019	21/10/2019	08/10/2019	23/10/2019		
				Matrix_Description							
				UK Drinking Water Standards							
				UK Estuaries and coastal waters EQS							
				UK Freshwater EQS							
Chem_Group	ChemName	output unit	EQL								
Metals	Antimony	µg/L	1	5 <sup>#1</sup>			2.15	1.77	3.85	9.16	<1
	Arsenic	µg/L	0.5	10 <sup>#1</sup>	25 <sup>#2</sup>	50 <sup>#2</sup>	2.12	0.671	1.34	1.9	<0.5
	Boron	µg/L	10	1000 <sup>#1</sup>	7000 <sup>#3</sup>	2000 <sup>#3</sup>	291	163	161	1520	45.4
	Cadmium	µg/L	0.02	5 <sup>#1</sup>	0.2 <sup>#4</sup>	0.08 <sup>#5</sup>	<0.08	<0.08	<0.08	16.7	<0.08
	Chromium (hexavalent)	µg/L	3		0.6 <sup>#4</sup>	3.4 <sup>#4</sup>	<3	<3	<3	<3	<3
	Chromium	µg/L	1	50 <sup>#1</sup>	0.6 <sup>#4</sup>	3.4 <sup>#6</sup>	<1	<1	<1	<1	<1
	Chromium (Trivalent)	µg/L	3			4.7 <sup>#4</sup>	<3	<3	<3	<3	<3
	Cobalt	µg/L	0.5		3 <sup>#7</sup>	3 <sup>#7</sup>	0.635	0.692	0.832	20.7	<0.5
	Copper	µg/L	0.3	2000 <sup>#1</sup>	3.76 <sup>#8</sup>	1160 <sup>#9</sup>	0.498	<0.3	1.11	49.4	<0.3
	Lead	µg/L	0.2	10 <sup>#1</sup>	1.3 <sup>#4</sup>	1.210 <sup>#9</sup>	<0.2	<0.2	<0.2	1.65	<0.2
	Mercury	µg/L	0.01	1 <sup>#1</sup>	0.07(MAC) <sup>#10</sup>	0.07(MAC) <sup>#10</sup>	<0.01	<0.01	<0.01	<0.01	<0.01
	Molybdenum	µg/L	1	70 <sup>#11</sup>			14.3	4.89	<3	8.01	<3
	Nickel	µg/L	0.4	20 <sup>#1</sup>	8.6 <sup>#4</sup>	4160 <sup>#9</sup>	3.27	8.04	4.78	86.8	0.595
	Selenium	µg/L	1	10 <sup>#1</sup>			1.35	<1	<1	3.17	<1
	Vanadium	µg/L	1		100 <sup>#12</sup>	20 <sup>#13</sup>	8.12	1.23	<1	<1	<1
	Zinc	µg/L	1	3000 <sup>#14</sup>			<1	<1	1.63	1570	<1
Inorganics	Available Phosphate	mg/l	6				-	-	-	-	-
	Available Phosphorus	mg/l	2				-	-	-	-	-
	Ammoniacal Nitrogen as N	mg/L	0.002		0.02 <sup>#2</sup>	0.6 <sup>#15</sup>	3.39	0.579	0.017	5.82	0.126
	Calcium	mg/L	0.2				19.4	47.8	29.5	595	22.2
	Chloride	mg/L	1	250 <sup>#1</sup>			157	298	442	66.2	175
	Cyanide (Free)	µg/L	2.5	50 <sup>#1</sup>	1 <sup>#2</sup>	1 <sup>#2</sup>	<2.5	<2.5	<2.5	<2.5	<2.5
	Cyanide Total	µg/L	5	50 <sup>#1</sup>	1 <sup>#2</sup>	1 <sup>#2</sup>	<5	<5	<5	<5	<5
	cyanides-complex	µg/L	5	50 <sup>#1</sup>	1 <sup>#2</sup>	1 <sup>#2</sup>	<5	<5	<5	<5	<5
	Fluoride	µg/L	100	1500 <sup>#1</sup>	5000 <sup>#7</sup>	1000 <sup>#16</sup>	<500	<500	<500	<500	652
	Magnesium	mg/L	0.036				13.1	22.5	25	27.1	7.29
	Potassium	mg/L	0.2				21.8	13	20.7	47.9	4.08
Sodium	mg/L	0.076		200 <sup>#1</sup>		136	197	299	68.9	99.5	
Sulphate	mg/L	2	250(SO4) <sup>#17</sup>		400 <sup>#3</sup>	85.5	44.2	48.6	1530	25.5	
Phenolics	Xylenols	µg/L	0.5				<0.5	<0.5	<0.5	<0.5	<0.5
	Trimethylphenols	µg/L	0.5				-	-	-	-	-
	Cresol Total	µg/L	0.5				<0.5	<0.5	<0.5	<0.5	<0.5
	Dimethylphenols	µg/L	0.5				-	-	-	-	-
	Phenol	µg/L	0.5	5800 <sup>#18</sup>	7.7 <sup>#2</sup>	7.7 <sup>#2</sup>	<0.5	0.85	<0.5	<0.5	<0.5
	Phenols Monohydric	µg/L	0.5				<0.5	0.85	<0.5	<0.5	<0.5
Other	Temperature	°C					-	-	-	-	-
	Conductivity @ 25oC	mS/cm	0.01				-	-	-	-	-
	Conductivity @ 20oC	µS/cm	14				-	-	-	-	-
	pH (Lab)	pH Units	1	6.5-9.5 <sup>#1</sup>	6-8.5(MAC) <sup>#19</sup>	6-9(MAC) <sup>#19</sup>	-	-	-	-	-

Field_ID	OH07012-X-22.70-ES-191011	OH07012-X-26.70-ES-191015	OH07012-X-32.60-ES-191021	OH07012-X-4.00-ES-191008	OH07012-X-45.20-ES-191023
Location_Code	OH07012	OH07012	OH07012	OH07012	OH07012
Sample_Depth_Range	22.7	26.7	32.6-32.8	4	45.2-45.45
Sampled_Date_Time	11/10/2019	15/10/2019	21/10/2019	08/10/2019	23/10/2019
Matrix_Description	UK Drinking Water Standards	UK Estuaries and coastal waters EQS	UK Freshwater EQS		

Chem_Group	ChemName	output unit	EQL

**Environmental Standards Comments**

- #1:Water Supply (Water Quality) Regulations 2016.
- #2:Water Framework Directive (Standards and Classification) Directions (England and Wales) 2015.
- #3:Operational Targets and EQS. EA, April 2018
- #4:Water Framework Directive (Standards & Classification) Directions (England & Wales) 2015. Dissolved fraction.
- #5:Water Framework Directive (Standards & Classification) Directions (England & Wales) 2015. Dissolved fraction. Lowest criteria presented (<40mg/l of CaCO3). See 'further assessment' if criteria exceeded and hardness (CaCO3) data available.
- #6:Water Framework Directive (Standards and Classification) Directions (England and Wales) 2015. Dissolved Fraction. If hexavalent chromium (CrVI) data is available, a value of 4.7µg/l may be appropriate for the remaining trivalent chromium (CrIII).
- #7:Operational Targets and EQS. EA, April 2018. Dissolved fraction.
- #8:Water Framework Directive (Standards and Classification) Directions (England and Wales) 2015. Dissolved Fraction. If DOC >1mg/l then a higher criteria applies (3.76\*(2.677\*(DOC2+0.5))
- #9:Water Framework Directive (Standards & Classification) Directions (England & Wales) 2015. Dissolved & bioavailable (bio) fraction plus background. M-BAT tool to assess: <http://wfd.uk.org/resources/river-lakes-metal-bioavailability-assessment-tool-m-bat>
- #10:Water Framework Directive (Standards and Classification) Directions (England and Wales) 2015. Dissolved Fraction. MAC adopted in absence of AA value.
- #11:Guidelines for Drinking-water Quality, 4th Edition. WHO, 2011. Informal value.
- #12:Operational Targets and EQS. EA, April 2018.
- #13:Operational Targets and EQS. EA, April 2018. Lowest criteria presented (<200mg/l CaCO3). See 'further assessment' values if criteria exceeded and hardness (CaCO3) data available.
- #14:Guidelines for Drinking-water Quality, 4th Edition. WHO, 2011. Based on taste rather than a formal guideline.
- #15:Water Framework Directive (Standards and Classification) Directions (England and Wales) 2015. Indicator of 'good' status (90%ile) - Ammonia standard for lakes and rivers (total ammonia as nitrogen).
- #16:Operational Targets and EQS. EA, April 2018. Dissolved fraction. Lowest criteria presented (<50 mg/l CaCO3). See 'further assessment' values if criteria exceeded and hardness (CaCO3) data available.
- #17:Water Supply (Water Quality) Regulations 2016. As SO4.
- #18:US EPA Regional Screening Levels, May 2019. <https://www.epa.gov/risk/regional-screening-levels-rsls-generic-tables>
- #19:Operational Targets and EQS. EA, April 2018. Maximum Allowable Concentration (MAC) adopted in absence of Annual Average (AA) value.

**Legend**

36.2	Results exceeds GAC.
<50	Results MDL is greater than GAC.
-	Determinand has not been tested for.

**Notes**

A range is given where a determinand has been analysed for by more than one method.

				Field_ID	OH07012-X-5.00-ES-191008	OH07012-X-6.00-ES-191008	OH07012-X-7.00-ES-191009	OH07021-X-0.05-ES-191004	OH07021-X-0.30-ES-191004	OH07021-X-1.00-ES-191004		
				Location_Code	OH07012	OH07012	OH07012	OH07021	OH07021	OH07021		
				Sample_Death_Range	5	6	7	0.05	0.3	1		
				Sampled_Date_Time	08/10/2019	08/10/2019	09/10/2019	04/10/2019	04/10/2019	04/10/2019		
				Matrix_Description								
				UK Drinking Water Standards	UK Estuaries and coastal waters EQS	UK Freshwater EQS						
Chem_Group	ChemName	output unit	EQL									
Metals	Antimony	µg/L	1	5 <sup>#1</sup>			8.17	9.97	19.7	<1	1.68	1.7
	Arsenic	µg/L	0.5	10 <sup>#1</sup>	25 <sup>#2</sup>	50 <sup>#2</sup>	4.49	7.35	31.9	0.913	2.58	1.56
	Boron	µg/L	10	1000 <sup>#1</sup>	7000 <sup>#3</sup>	2000 <sup>#3</sup>	2700	4660	1690	404	704	144
	Cadmium	µg/L	0.02	5 <sup>#1</sup>	0.2 <sup>#4</sup>	0.08 <sup>#5</sup>	<0.08	0.0838	<0.08	<0.08	<0.08	<0.08
	Chromium (hexavalent)	µg/L	3		0.6 <sup>#4</sup>	3.4 <sup>#4</sup>	<3	<3	<3	<3	<3	<3
	Chromium	µg/L	1	50 <sup>#1</sup>	0.6 <sup>#4</sup>	3.4 <sup>#6</sup>	<1	<1	1.22	<1	<1	<1
	Chromium (Trivalent)	µg/L	3			4.7 <sup>#4</sup>	<3	<3	<3	<3	<3	<3
	Cobalt	µg/L	0.5			3 <sup>#7</sup>	20.1	1.71	1.41	0.599	1.51	<0.5
	Copper	µg/L	0.3	2000 <sup>#1</sup>	3.76 <sup>#8</sup>	1.14	1.14	0.98	1.11	2.02	0.572	0.784
	Lead	µg/L	0.2	10 <sup>#1</sup>	1.3 <sup>#4</sup>	1.20 <sup>#9</sup>	<0.2	0.388	<0.2	<0.2	<0.2	<0.2
	Mercury	µg/L	0.01	1 <sup>#1</sup>	0.07(MAC) <sup>#10</sup>	0.07(MAC) <sup>#10</sup>	<0.01	<0.01	<0.01	<0.01	0.0298	<0.01
	Molybdenum	µg/L	1	70 <sup>#11</sup>			23.9	107	102	<3	29.6	10.8
	Nickel	µg/L	0.4	20 <sup>#1</sup>	8.6 <sup>#4</sup>	4.0 <sup>#9</sup>	51.1	4.2	6.42	4.19	9.61	1.86
	Selenium	µg/L	1	10 <sup>#1</sup>			<1	<1	2.19	17.7	21	16.4
	Vanadium	µg/L	1		100 <sup>#12</sup>	20 <sup>#13</sup>	<1	<1	8.32	<1	<1	<1
Zinc	µg/L	1	3000 <sup>#14</sup>		10.9 <sup>#9</sup>	542	4.24	1.71	1.05	<1	3.6	
Inorganics	Available Phosphate	mg/l	6				-	-	-	-	-	-
	Available Phosphorus	mg/l	2				-	-	-	-	-	-
	Ammoniacal Nitrogen as N	mg/L	0.002		0.02 <sup>#2</sup>	0.6 <sup>#15</sup>	12.3	81.2	31.7	<0.01	0.0487	0.267
	Calcium	mg/L	0.2				615	667	62	259	138	11.6
	Chloride	mg/L	1	250 <sup>#1</sup>			180	859	3000	11.6	16.7	14.3
	Cyanide (Free)	µg/L	2.5	50 <sup>#1</sup>	1 <sup>#2</sup>	250 <sup>#3</sup>	<2.5	<2.5	<2.5	<2.5	<2.5	<2.5
	Cyanide Total	µg/L	5	50 <sup>#1</sup>	1 <sup>#2</sup>	1 <sup>#2</sup>	<5	<5	12	<5	<5	<5
	cyanides-complex	µg/L	5	50 <sup>#1</sup>	1 <sup>#2</sup>	1 <sup>#2</sup>	<5	<5	12	<5	<5	<5
	Fluoride	µg/L	100	1500 <sup>#1</sup>	5000 <sup>#7</sup>	1000 <sup>#16</sup>	<500	<500	1260	<500	578	<500
	Magnesium	mg/L	0.036				80	190	124	101	60.1	4.28
	Potassium	mg/L	0.2				64	162	88.3	53.1	60.2	11.5
Sodium	mg/L	0.076		200 <sup>#1</sup>		137	686	1710	108	172	24.9	
Sulphate	mg/L	2	250(SO4) <sup>#17</sup>		400 <sup>#3</sup>	1770	2880	234	1130	720	40.6	
Phenolics	Xylenols	µg/L	0.5				<0.5	<0.5	<0.5	<0.5	<0.5	<0.5
	Trimethylphenols	µg/L	0.5				-	-	-	-	-	-
	Cresol Total	µg/L	0.5				0.55	<0.5	<0.5	<1	<0.5	<0.5
	Dimethylphenols	µg/L	0.5				-	-	-	-	-	-
	Phenol	µg/L	0.5	5800 <sup>#18</sup>	7.7 <sup>#2</sup>	7.7 <sup>#2</sup>	2.87	<0.5	<1.5	<1	<2.5	0.66
	Phenols Monohydric	µg/L	0.5				3.42	<0.5	<1.5	<1	<3.5	0.66
Other	Temperature	°C					-	-	-	-	-	-
	Conductivity @ 25oC	mS/cm	0.01				-	-	-	-	-	-
	Conductivity @ 20oC	µS/cm	14				-	-	-	-	-	-
	pH (Lab)	pH Units	1	6.5-9.5 <sup>#1</sup>	6-8.5(MAC) <sup>#19</sup>	6-9(MAC) <sup>#19</sup>	-	-	-	-	-	-

Field_ID	OH07012-X-5.00-ES-191008	OH07012-X-6.00-ES-191008	OH07012-X-7.00-ES-191009	OH07021-X-0.05-ES-191004	OH07021-X-0.30-ES-191004	OH07021-X-1.00-ES-191004
Location_Code	OH07012	OH07012	OH07012	OH07021	OH07021	OH07021
Sample_Depth_Range	5	6	7	0.05	0.3	1
Sampled_Date_Time	08/10/2019	08/10/2019	09/10/2019	04/10/2019	04/10/2019	04/10/2019
Matrix_Description	UK Drinking Water Standards	UK Estuaries and coastal waters EQS	UK Freshwater EQS			

Chem_Group	ChemName	output unit	EQL

**Environmental Standards Comments**

- #1:Water Supply (Water Quality) Regulations 2016.
- #2:Water Framework Directive (Standards and Classification) Directions (England and Wales) 2015.
- #3:Operational Targets and EQS. EA, April 2018
- #4:Water Framework Directive (Standards & Classification) Directions (England & Wales) 2015. Dissolved fraction.
- #5:Water Framework Directive (Standards & Classification) Directions (England & Wales) 2015. Dissolved fraction. Lowest criteria presented (<40mg/l of CaCO3). See 'further assessment' if criteria exceeded and hardness (CaCO3) data available.
- #6:Water Framework Directive (Standards and Classification) Directions (England and Wales) 2015. Dissolved Fraction. If hexavalent chromium (CrVI) data is available, a value of 4.7µg/l may be appropriate for the remaining trivalent chromium (CrIII).
- #7:Operational Targets and EQS. EA, April 2018. Dissolved fraction.
- #8:Water Framework Directive (Standards and Classification) Directions (England and Wales) 2015. Dissolved Fraction. If DOC >1mg/l then a higher criteria applies (3.76\*(2.677\*(DOC2+0.5))
- #9:Water Framework Directive (Standards & Classification) Directions (England & Wales) 2015. Dissolved & bioavailable (bio) fraction plus background. M-BAT tool to assess: <http://wfd.uk.org/resources/river-lakes-metal-bioavailability-assessment-tool-m-bat>
- #10:Water Framework Directive (Standards and Classification) Directions (England and Wales) 2015. Dissolved Fraction. MAC adopted in absence of AA value.
- #11:Guidelines for Drinking-water Quality, 4th Edition. WHO, 2011. Informal value.
- #12:Operational Targets and EQS. EA, April 2018.
- #13:Operational Targets and EQS. EA, April 2018. Lowest criteria presented (<200mg/l CaCO3). See 'further assessment' values if criteria exceeded and hardness (CaCO3) data available.
- #14:Guidelines for Drinking-water Quality, 4th Edition. WHO, 2011. Based on taste rather than a formal guideline.
- #15:Water Framework Directive (Standards and Classification) Directions (England and Wales) 2015. Indicator of 'good' status (90%ile) - Ammonia standard for lakes and rivers (total ammonia as nitrogen).
- #16:Operational Targets and EQS. EA, April 2018. Dissolved fraction. Lowest criteria presented (<50 mg/l CaCO3). See 'further assessment' values if criteria exceeded and hardness (CaCO3) data available.
- #17:Water Supply (Water Quality) Regulations 2016. As SO4.
- #18:US EPA Regional Screening Levels, May 2019. <https://www.epa.gov/risk/regional-screening-levels-rsls-generic-tables>
- #19:Operational Targets and EQS. EA, April 2018. Maximum Allowable Concentration (MAC) adopted in absence of Annual Average (AA) value.

**Legend**

36.2	Results exceeds GAC.
<50	Results MDL is greater than GAC.
-	Determinand has not been tested for.

**Notes**

A range is given where a determinand has been analysed for by more than one method.

				Field_ID	OH07021-X-2.00-ES-191004	OH07021-X-2.80-ES-191007	OH07021-X-23.20-ES-191016	OH07021-X-28.70-ES-191016	OH07021-X-3.80-ES-191007		
				Location_Code	OH07021	OH07021	OH07021	OH07021	OH07021		
				Sample_Death_Range	2	2.8	23.2	28.7	3.8		
				Sampled_Date_Time	04/10/2019	07/10/2019	16/10/2019	16/10/2019	07/10/2019		
				Matrix_Description							
				UK Drinking Water Standards	UK Estuaries and coastal waters EQS	UK Freshwater EQS					
Chem_Group	ChemName	output unit	EQL								
Metals	Antimony	µg/L	1	5 <sup>#1</sup>			1.06	7.96	2.82	4.31	25.2
	Arsenic	µg/L	0.5	10 <sup>#1</sup>	25 <sup>#2</sup>	50 <sup>#2</sup>	3.23	4.08	3.4	0.657	2.82
	Boron	µg/L	10	1000 <sup>#1</sup>	7000 <sup>#3</sup>	2000 <sup>#3</sup>	124	1410	122	165	2900
	Cadmium	µg/L	0.02	5 <sup>#1</sup>	0.2 <sup>#4</sup>	0.08 <sup>#5</sup>	<0.08	0.397	<0.08	<0.08	0.46
	Chromium (hexavalent)	µg/L	3		0.6 <sup>#4</sup>	3.4 <sup>#4</sup>	<3	<3	<3	<3	<3
	Chromium	µg/L	1	50 <sup>#1</sup>	0.6 <sup>#4</sup>	3.4 <sup>#6</sup>	<1	<1	<1	<1	1.25
	Chromium (Trivalent)	µg/L	3			4.7 <sup>#4</sup>	<3	<3	<3	<3	<3
	Cobalt	µg/L	0.5		3 <sup>#7</sup>	3 <sup>#7</sup>	4.24	20.9	0.868	1.77	
	Copper	µg/L	0.3	2000 <sup>#1</sup>	3.76 <sup>#8</sup>	1(bio) <sup>#9</sup>	1.49	5.82	<0.3	<0.3	8.73
	Lead	µg/L	0.2	10 <sup>#1</sup>	1.3 <sup>#4</sup>	1.2(bio) <sup>#9</sup>	0.523	2.57	<0.2	<0.2	1.18
	Mercury	µg/L	0.01	1 <sup>#1</sup>	0.07(MAC) <sup>#10</sup>	0.07(MAC) <sup>#10</sup>	<0.01	<0.01	<0.01	<0.01	<0.01
	Molybdenum	µg/L	1	70 <sup>#11</sup>			31.6	33.2	6.73	3.42	19.4
	Nickel	µg/L	0.4	20 <sup>#1</sup>	8.6 <sup>#4</sup>	4(bio) <sup>#9</sup>	17.9	50	3.97	4.8	16.2
	Selenium	µg/L	1	10 <sup>#1</sup>			55.8	7.52	1.02	<1	2.98
	Vanadium	µg/L	1		100 <sup>#12</sup>	20 <sup>#13</sup>	<1	1.8	6.54	2.09	1.42
Zinc	µg/L	1	3000 <sup>#14</sup>		10.9(bio) <sup>#9</sup>	4.03	321	1.25	1.54	329	
Inorganics	Available Phosphate	mg/l	6				-	-	-	-	-
	Available Phosphorus	mg/l	2				-	-	-	-	-
	Ammoniacal Nitrogen as N	mg/L	0.002		0.02 <sup>#2</sup>	0.6 <sup>#15</sup>	0.113	2.15	1.57	1.11	1.05
	Calcium	mg/L	0.2				231	584	25.9	32.8	569
	Chloride	mg/L	1	250 <sup>#1</sup>			12.2	19.3	159	337	8.6
	Cyanide (Free)	µg/L	2.5	50 <sup>#1</sup>	1 <sup>#2</sup>	250 <sup>#3</sup>	<2.5	<2.5	<2.5	<2.5	<2.5
	Cyanide Total	µg/L	5	50 <sup>#1</sup>	1 <sup>#2</sup>	1 <sup>#2</sup>	<5	<5	<5	<5	<5
	cyanides-complex	µg/L	5	50 <sup>#1</sup>	1 <sup>#2</sup>	1 <sup>#2</sup>	<5	<5	<5	<5	<5
	Fluoride	µg/L	100	1500 <sup>#1</sup>	5000 <sup>#7</sup>	1000 <sup>#16</sup>	<500	<500	<500	<500	<500
	Magnesium	mg/L	0.036				88.5	91.6	14	21	77.1
	Potassium	mg/L	0.2				48.8	43.6	14.5	15.7	15.6
Sodium	mg/L	0.076		200 <sup>#1</sup>		74	57.4	120	224	46.4	
Sulphate	mg/L	2	250(SO4) <sup>#17</sup>		400 <sup>#3</sup>	968	1840	62.4	49.4	1750	
Phenolics	Xylenols	µg/L	0.5				<0.5	<0.5	<0.5	<0.5	<0.5
	Trimethylphenols	µg/L	0.5				-	-	-	-	-
	Cresol Total	µg/L	0.5				<0.5	<0.5	<0.5	<0.5	<0.5
	Dimethylphenols	µg/L	0.5				-	-	-	-	-
	Phenol	µg/L	0.5	5800 <sup>#18</sup>	7.7 <sup>#2</sup>	7.7 <sup>#2</sup>	<1	1.3	<0.5	<0.5	<0.5
	Phenols Monohydric	µg/L	0.5				<1	1.3	<0.5	<0.5	<0.5
Other	Temperature	°C					-	-	-	-	-
	Conductivity @ 25oC	mS/cm	0.01				-	-	-	-	-
	Conductivity @ 20oC	µS/cm	14				-	-	-	-	-
	pH (Lab)	pH Units	1	6.5-9.5 <sup>#1</sup>	6-8.5(MAC) <sup>#19</sup>	6-9(MAC) <sup>#19</sup>	-	-	-	-	-

Field_ID	OH07021-X-2.00-ES-191004	OH07021-X-2.80-ES-191007	OH07021-X-23.20-ES-191016	OH07021-X-28.70-ES-191016	OH07021-X-3.80-ES-191007
Location_Code	OH07021	OH07021	OH07021	OH07021	OH07021
Sample_Depth_Range	2	2.8	23.2	28.7	3.8
Sampled_Date_Time	04/10/2019	07/10/2019	16/10/2019	16/10/2019	07/10/2019
Matrix_Description					
	UK Drinking Water Standards	UK Estuaries and coastal waters EQS	UK Freshwater EQS		

Chem_Group	ChemName	output unit	EQL

**Environmental Standards Comments**

- #1:Water Supply (Water Quality) Regulations 2016.
- #2:Water Framework Directive (Standards and Classification) Directions (England and Wales) 2015.
- #3:Operational Targets and EQS. EA, April 2018
- #4:Water Framework Directive (Standards & Classification) Directions (England & Wales) 2015. Dissolved fraction.
- #5:Water Framework Directive (Standards & Classification) Directions (England & Wales) 2015. Dissolved fraction. Lowest criteria presented (<40mg/l of CaCO3). See 'further assessment' if criteria exceeded and hardness (CaCO3) data available.
- #6:Water Framework Directive (Standards and Classification) Directions (England and Wales) 2015. Dissolved Fraction. If hexavalent chromium (CrVI) data is available, a value of 4.7µg/l may be appropriate for the remaining trivalent chromium (CrIII).
- #7:Operational Targets and EQS. EA, April 2018. Dissolved fraction.
- #8:Water Framework Directive (Standards and Classification) Directions (England and Wales) 2015. Dissolved Fraction. If DOC >1mg/l then a higher criteria applies (3.76\*(2.677\*(DOC2+0.5))
- #9:Water Framework Directive (Standards & Classification) Directions (England & Wales) 2015. Dissolved & bioavailable (bio) fraction plus background. M-BAT tool to assess: <http://wfd.uk.org/resources/river-lakes-metal-bioavailability-assessment-tool-m-bat>
- #10:Water Framework Directive (Standards and Classification) Directions (England and Wales) 2015. Dissolved Fraction. MAC adopted in absence of AA value.
- #11:Guidelines for Drinking-water Quality, 4th Edition. WHO, 2011. Informal value.
- #12:Operational Targets and EQS. EA, April 2018.
- #13:Operational Targets and EQS. EA, April 2018. Lowest criteria presented (<200mg/l CaCO3). See 'further assessment' values if criteria exceeded and hardness (CaCO3) data available.
- #14:Guidelines for Drinking-water Quality, 4th Edition. WHO, 2011. Based on taste rather than a formal guideline.
- #15:Water Framework Directive (Standards and Classification) Directions (England and Wales) 2015. Indicator of 'good' status (90%ile) - Ammonia standard for lakes and rivers (total ammonia as nitrogen).
- #16:Operational Targets and EQS. EA, April 2018. Dissolved fraction. Lowest criteria presented (<50 mg/l CaCO3). See 'further assessment' values if criteria exceeded and hardness (CaCO3) data available.
- #17:Water Supply (Water Quality) Regulations 2016. As SO4.
- #18:US EPA Regional Screening Levels, May 2019. <https://www.epa.gov/risk/regional-screening-levels-rsls-generic-tables>
- #19:Operational Targets and EQS. EA, April 2018. Maximum Allowable Concentration (MAC) adopted in absence of Annual Average (AA) value.

**Legend**

36.2	Results exceeds GAC.
<50	Results MDL is greater than GAC.
-	Determinand has not been tested for.

**Notes**

A range is given where a determinand has been analysed for by more than one method.



				Field_ID	OH07021-X-31.30-ES-191022	OH07021-X-37.20-ES-191023	OH07021-X-4.80-ES-191007	OH07021-X-45.35-ES-191024	OH07021-X-5.80-ES-191008		
				Location_Code	OH07021	OH07021	OH07021	OH07021	OH07021		
				Sample_Deepth_Range	31.3-31.49	37.2-37.43	4.6	45.35-45.52	5.6		
				Sampled_Date_Time	22/10/2019	23/10/2019	07/10/2019	24/10/2019	07/10/2019		
				Matrix_Description							
				UK Drinking Water Standards	UK Estuaries and coastal waters EQS	UK Freshwater EQS					
Chem_Group	ChemName	output unit	EQL								
Metals	Antimony	µg/L	1	5 <sup>#1</sup>			1.47	1.07	24.9	1.83	24.2
	Arsenic	µg/L	0.5	10 <sup>#1</sup>	25 <sup>#2</sup>	50 <sup>#2</sup>	0.9	1.28	6.93	<0.5	6.19
	Boron	µg/L	10	1000 <sup>#1</sup>	7000 <sup>#3</sup>	2000 <sup>#3</sup>	166	131	6960	144	7060
	Cadmium	µg/L	0.02	5 <sup>#1</sup>	0.2 <sup>#4</sup>	0.08 <sup>#5</sup>	<0.08	<0.08	0.141	<0.08	0.123
	Chromium (hexavalent)	µg/L	3		0.6 <sup>#4</sup>	3.4 <sup>#4</sup>	<3	<3	<3	<3	<3
	Chromium	µg/L	1	50 <sup>#1</sup>	0.6 <sup>#4</sup>	3.4 <sup>#6</sup>	<1	<1	<1	<1	<1
	Chromium (Trivalent)	µg/L	3		4.7 <sup>#4</sup>	4.7 <sup>#4</sup>	<3	<3	<3	<3	<3
	Cobalt	µg/L	0.5		3 <sup>#7</sup>	3 <sup>#7</sup>	<0.5	0.676	24.1	<0.5	0.82
	Copper	µg/L	0.3	2000 <sup>#1</sup>	3.76 <sup>#8</sup>	1(bio) <sup>#9</sup>	0.688	0.67	0.519	<0.3	0.475
	Lead	µg/L	0.2	10 <sup>#1</sup>	1.3 <sup>#4</sup>	1.2(bio) <sup>#9</sup>	<0.2	<0.2	<0.2	<0.2	0.23
	Mercury	µg/L	0.01	1 <sup>#1</sup>	0.07(MAC) <sup>#10</sup>	0.07(MAC) <sup>#10</sup>	<0.01	<0.01	<0.01	<0.01	<0.01
	Molybdenum	µg/L	1	70 <sup>#11</sup>			<3	<3	53.8	3.51	150
	Nickel	µg/L	0.4	20 <sup>#1</sup>	8.6 <sup>#4</sup>	4(bio) <sup>#9</sup>	1.4	4.96	41.9	2.42	5.37
	Selenium	µg/L	1	10 <sup>#1</sup>			<1	<1	<1	1.67	<1
	Vanadium	µg/L	1		100 <sup>#12</sup>	20 <sup>#13</sup>	<1	<1	<1	<1	<1
	Zinc	µg/L	1	3000 <sup>#14</sup>		10.9(bio) <sup>#9</sup>	<1	<1	203	<1	2.15
Inorganics	Available Phosphate	mg/l	6				-	-	-	-	-
	Available Phosphorus	mg/l	2				-	-	-	-	-
	Ammoniacal Nitrogen as N	mg/L	0.002		0.02 <sup>#2</sup>	0.6 <sup>#15</sup>	0.68	0.671	13	1.05	71.9
	Calcium	mg/L	0.2				33.3	25.4	547	23.8	85
	Chloride	mg/L	1	250 <sup>#1</sup>			527	490	112	551	227
	Cyanide (Free)	µg/L	2.5	50 <sup>#1</sup>	1 <sup>#2</sup>	1 <sup>#2</sup>	<2.5	<2.5	<2.5	<2.5	<2.5
	Cyanide Total	µg/L	5	50 <sup>#1</sup>	1 <sup>#2</sup>	1 <sup>#2</sup>	<5	<5	<5	<5	<5
	cyanides-complex	µg/L	5	50 <sup>#1</sup>	1 <sup>#2</sup>	1 <sup>#2</sup>	<5	<5	<5	<5	<5
	Fluoride	µg/L	100	1500 <sup>#1</sup>	5000 <sup>#7</sup>	1000 <sup>#16</sup>	<500	<500	<500	574	<500
	Magnesium	mg/L	0.036				29	24.7	179	28.8	110
	Potassium	mg/L	0.2				16.1	18.6	48.4	12.3	101
Sodium	mg/L	0.076		200 <sup>#1</sup>		315	303	136	282	226	
Sulphate	mg/L	2	250(SO4) <sup>#17</sup>		400 <sup>#3</sup>	54.7	58.9	2110	24.5	757	
Phenolics	Xylenols	µg/L	0.5				1.12	<0.5	<0.5	<0.5	<0.5
	Trimethylphenols	µg/L	0.5				-	-	-	-	-
	Cresol Total	µg/L	0.5				<0.5	<0.5	<0.5	<0.5	<0.5
	Dimethylphenols	µg/L	0.5				-	-	-	-	-
	Phenol	µg/L	0.5	5800 <sup>#18</sup>	7.7 <sup>#2</sup>	7.7 <sup>#2</sup>	<0.5	<0.5	2.89	<0.5	0.86
	Phenols Monohydric	µg/L	0.5				1.12	<0.5	2.89	<0.5	0.86
Other	Temperature	°C					-	-	-	-	-
	Conductivity @ 25oC	mS/cm	0.01				-	-	-	-	-
	Conductivity @ 20oC	µS/cm	14				-	-	-	-	-
	pH (Lab)	pH Units	1	6.5-9.5 <sup>#1</sup>	6-8.5(MAC) <sup>#19</sup>	6-9(MAC) <sup>#19</sup>	-	-	-	-	-

Field_ID	OH07021-X-31.30-ES-191022	OH07021-X-37.20-ES-191023	OH07021-X-4.80-ES-191007	OH07021-X-45.35-ES-191024	OH07021-X-5.80-ES-191008
Location_Code	OH07021	OH07021	OH07021	OH07021	OH07021
Sample_Depth_Range	31.3-31.49	37.2-37.43	4.6	45.35-45.52	5.9
Sampled_Date_Time	22/10/2019	23/10/2019	07/10/2019	24/10/2019	07/10/2019
Matrix_Description	UK Drinking Water Standards	UK Estuaries and coastal waters EQS	UK Freshwater EQS		

Chem_Group	ChemName	output unit	EQL
------------	----------	-------------	-----

**Environmental Standards Comments**

- #1:Water Supply (Water Quality) Regulations 2016.
- #2:Water Framework Directive (Standards and Classification) Directions (England and Wales) 2015.
- #3:Operational Targets and EQS. EA, April 2018
- #4:Water Framework Directive (Standards & Classification) Directions (England & Wales) 2015. Dissolved fraction.
- #5:Water Framework Directive (Standards & Classification) Directions (England & Wales) 2015. Dissolved fraction. Lowest criteria presented (<40mg/l of CaCO3). See 'further assessment' if criteria exceeded and hardness (CaCO3) data available.
- #6:Water Framework Directive (Standards and Classification) Directions (England and Wales) 2015. Dissolved Fraction. If hexavalent chromium (CrVI) data is available, a value of 4.7µg/l may be appropriate for the remaining trivalent chromium (CrIII).
- #7:Operational Targets and EQS. EA, April 2018. Dissolved fraction.
- #8:Water Framework Directive (Standards and Classification) Directions (England and Wales) 2015. Dissolved Fraction. If DOC >1mg/l then a higher criteria applies (3.76\*(2.677\*(DOC2+0.5))
- #9:Water Framework Directive (Standards & Classification) Directions (England & Wales) 2015. Dissolved & bioavailable (bio) fraction plus background. M-BAT tool to assess: <http://wfd.uk.org/resources/river-lakes-metal-bioavailability-assessment-tool-m-bat>
- #10:Water Framework Directive (Standards and Classification) Directions (England and Wales) 2015. Dissolved Fraction. MAC adopted in absence of AA value.
- #11:Guidelines for Drinking-water Quality, 4th Edition. WHO, 2011. Informal value.
- #12:Operational Targets and EQS. EA, April 2018.
- #13:Operational Targets and EQS. EA, April 2018. Lowest criteria presented (<200mg/l CaCO3). See 'further assessment' values if criteria exceeded and hardness (CaCO3) data available.
- #14:Guidelines for Drinking-water Quality, 4th Edition. WHO, 2011. Based on taste rather than a formal guideline.
- #15:Water Framework Directive (Standards and Classification) Directions (England and Wales) 2015. Indicator of 'good' status (90%ile) - Ammonia standard for lakes and rivers (total ammonia as nitrogen).
- #16:Operational Targets and EQS. EA, April 2018. Dissolved fraction. Lowest criteria presented (<50 mg/l CaCO3). See 'further assessment' values if criteria exceeded and hardness (CaCO3) data available.
- #17:Water Supply (Water Quality) Regulations 2016. As SO4.
- #18:US EPA Regional Screening Levels, May 2019. <https://www.epa.gov/risk/regional-screening-levels-rsls-generic-tables>
- #19:Operational Targets and EQS. EA, April 2018. Maximum Allowable Concentration (MAC) adopted in absence of Annual Average (AA) value.

**Legend**

36.2	Results exceeds GAC.
<50	Results MDL is greater than GAC.
-	Determinand has not been tested for.

**Notes**

A range is given where a determinand has been analysed for by more than one method.

				Field_ID	OH07021-X-7.80-ES-191008	OH07022-X-0.05-ES-191023	OH07022-X-0.50-ES-191023	OH07022-X-1.20-ES-191023	OH07022-X-1.90-ES-191024	OH07022-X-2.90-ES-191024		
				Location_Code	OH07021	OH07022	OH07022	OH07022	OH07022	OH07022		
				Sample_Death_Range	7.8	0.05	0.5	1.2	1.9	2.9		
				Sampled_Date_Time	09/10/2019	23/10/2019	23/10/2019	23/10/2019	24/10/2019	24/10/2019		
				Matrix_Description								
				UK Drinking Water Standards								
				UK Estuaries and coastal waters EQS								
				UK Freshwater EQS								
Chem_Group	ChemName	output unit	EQL									
Metals	Antimony	µg/L	1	5 <sup>#1</sup>			26.8	12	7	8	13	10
	Arsenic	µg/L	0.5	10 <sup>#1</sup>	25 <sup>#2</sup>	50 <sup>#2</sup>	7.1	9	19	27	24	22
	Boron	µg/L	10	1000 <sup>#1</sup>	7000 <sup>#3</sup>	2000 <sup>#3</sup>	3050	90	70	120	60	40
	Cadmium	µg/L	0.02	5 <sup>#1</sup>	0.2 <sup>#4</sup>	0.08 <sup>#5</sup>	0.158	<0.02	<0.02	<0.02	<0.02	<0.02
	Chromium (hexavalent)	µg/L	3		0.6 <sup>#4</sup>	3.4 <sup>#4</sup>	<3	4	5		<3	<3
	Chromium	µg/L	1	50 <sup>#1</sup>	0.6 <sup>#4</sup>	3.4 <sup>#4</sup>	<1	4	6	1	5	3
	Chromium (Trivalent)	µg/L	3			4.7 <sup>#4</sup>	<3	2	4	2	2	1
	Cobalt	µg/L	0.5		3 <sup>#7</sup>	3 <sup>#7</sup>	1.04	2	4	2	2	1
	Copper	µg/L	0.3	2000 <sup>#1</sup>	3.78 <sup>#8</sup>	1(bio) <sup>#9</sup>	0.794	33	115	89	133	110
	Lead	µg/L	0.2	10 <sup>#1</sup>	1.3 <sup>#4</sup>	1.2(bio) <sup>#9</sup>	0.46	<1	<1	<1	2	3
	Mercury	µg/L	0.01	1 <sup>#1</sup>	0.07(MAC) <sup>#10</sup>	0.07(MAC) <sup>#10</sup>	<0.01	<0.03	0.1	<0.03	0.09	0.07
	Molybdenum	µg/L	1	70 <sup>#11</sup>			161	35	52	73	77	73
	Nickel	µg/L	0.4	20 <sup>#1</sup>	8.6 <sup>#4</sup>	4(bio) <sup>#9</sup>	5.03	3	9	23	25	24
	Selenium	µg/L	1	10 <sup>#1</sup>			1.26	5	11	29	14	6
	Vanadium	µg/L	1		100 <sup>#12</sup>	20 <sup>#13</sup>	11.6	48	96	263	340	432
	Zinc	µg/L	1	3000 <sup>#14</sup>			<1	<2	3	5	<2	3
Inorganics	Available Phosphate	mg/l	6				-	-	-	-	-	-
	Available Phosphorus	mg/l	2				-	-	-	-	-	-
	Ammoniacal Nitrogen as N	mg/L	0.002		0.02 <sup>#2</sup>	0.6 <sup>#15</sup>	60	0.13	5.3	17	9.1	11.2
	Calcium	mg/L	0.2				114	219	110	104	82	92
	Chloride	mg/L	1	250 <sup>#1</sup>			2150	33	58	59	77	70
	Cyanide (Free)	µg/L	2.5	50 <sup>#1</sup>	1 <sup>#2</sup>	1 <sup>#2</sup>	<2.5	<20	<20	<20	<20	<20
	Cyanide Total	µg/L	5	50 <sup>#1</sup>	1 <sup>#2</sup>	1 <sup>#2</sup>	<5	<20	20	20	30	<20
	cyanides-complex	µg/L	5	50 <sup>#1</sup>	1 <sup>#2</sup>	1 <sup>#2</sup>	<5	-	-	-	-	-
	Fluoride	µg/L	100	1500 <sup>#1</sup>	5000 <sup>#7</sup>	1000 <sup>#16</sup>	734	300	300	400	200	100
	Magnesium	mg/L	0.036				133	2	<1	<1	<1	<1
	Potassium	mg/L	0.2				166	24	19	23	22	22
Sodium	mg/L	0.076		200 <sup>#1</sup>		1200	52	57	59	86	75	
Sulphate	mg/L	2	250(SO4) <sup>#17</sup>		400 <sup>#3</sup>	701	551	247	260	217	209	
Phenolics	Xylenols	µg/L	0.5				<0.5	-	-	-	-	-
	Trimethylphenols	µg/L	0.5				<0.5	<0.5	<0.5	10.7	-	16.5
	Cresol Total	µg/L	0.5				<0.5	<0.5	<0.5	7.4	-	14.4
	Dimethylphenols	µg/L	0.5				<0.5	<0.5	<0.5	<0.5	-	1.4
	Phenol	µg/L	0.5	5800 <sup>#18</sup>	7.7 <sup>#2</sup>	7.7 <sup>#2</sup>	3.05	1.4	1.95	10.1	177	300.7
	Phenols Monohydric	µg/L	0.5				3.05	-	-	-	-	-
Other	Temperature	°C					-	-	-	-	-	-
	Conductivity @ 25oC	mS/cm	0.01				-	1.19	0.808	0.819	0.426	0.355
	Conductivity @ 20oC	µS/cm	14				-	-	-	-	-	-
	pH (Lab)	pH Units	1	6.5-9.5 <sup>#1</sup>	6-8.5(MAC) <sup>#19</sup>	6-9(MAC) <sup>#19</sup>	-	9.5	10.1	10.2	10.2	10.1

Field_ID	Location_Code	Sample_Depth_Range	Sampled_Date_Time	Matrix_Description
OH07021-X-7.80-ES-191008	OH07021	7.8	09/10/2019	UK Drinking Water Standards
OH07022-X-0.05-ES-191023	OH07022	0.05	23/10/2019	UK Estuaries and coastal waters EQS
OH07022-X-0.50-ES-191023	OH07022	0.5	23/10/2019	UK Freshwater EQS
OH07022-X-1.20-ES-191023	OH07022	1.2	23/10/2019	
OH07022-X-1.90-ES-191024	OH07022	1.9	24/10/2019	
OH07022-X-2.90-ES-191024	OH07022	2.9	24/10/2019	

Chem_Group	ChemName	output unit	EQL

**Environmental Standards Comments**

- #1:Water Supply (Water Quality) Regulations 2016.
- #2:Water Framework Directive (Standards and Classification) Directions (England and Wales) 2015.
- #3:Operational Targets and EQS. EA, April 2018
- #4:Water Framework Directive (Standards & Classification) Directions (England & Wales) 2015. Dissolved fraction.
- #5:Water Framework Directive (Standards & Classification) Directions (England & Wales) 2015. Dissolved fraction. Lowest criteria presented (<40mg/l of CaCO3). See 'further assessment' if criteria exceeded and hardness (CaCO3) data available.
- #6:Water Framework Directive (Standards and Classification) Directions (England and Wales) 2015. Dissolved Fraction. If hexavalent chromium (CrVI) data is available, a value of 4.7µg/l may be appropriate for the remaining trivalent chromium (CrIII).
- #7:Operational Targets and EQS. EA, April 2018. Dissolved fraction.
- #8:Water Framework Directive (Standards and Classification) Directions (England and Wales) 2015. Dissolved Fraction. If DOC >1mg/l then a higher criteria applies (3.76\*(2.677\*(DOC2+0.5))
- #9:Water Framework Directive (Standards & Classification) Directions (England & Wales) 2015. Dissolved & bioavailable (bio) fraction plus background. M-BAT tool to assess: <http://wfd.uk.org/resources/river-lakes-metal-bioavailability-assessment-tool-m-bat>
- #10:Water Framework Directive (Standards and Classification) Directions (England and Wales) 2015. Dissolved Fraction. MAC adopted in absence of AA value.
- #11:Guidelines for Drinking-water Quality, 4th Edition. WHO, 2011. Informal value.
- #12:Operational Targets and EQS. EA, April 2018.
- #13:Operational Targets and EQS. EA, April 2018. Lowest criteria presented (<200mg/l CaCO3). See 'further assessment' values if criteria exceeded and hardness (CaCO3) data available.
- #14:Guidelines for Drinking-water Quality, 4th Edition. WHO, 2011. Based on taste rather than a formal guideline.
- #15:Water Framework Directive (Standards and Classification) Directions (England and Wales) 2015. Indicator of 'good' status (90%ile) - Ammonia standard for lakes and rivers (total ammonia as nitrogen).
- #16:Operational Targets and EQS. EA, April 2018. Dissolved fraction. Lowest criteria presented (<50 mg/l CaCO3). See 'further assessment' values if criteria exceeded and hardness (CaCO3) data available.
- #17:Water Supply (Water Quality) Regulations 2016. As SO4.
- #18:US EPA Regional Screening Levels, May 2019. <https://www.epa.gov/risk/regional-screening-levels-rsls-generic-tables>
- #19:Operational Targets and EQS. EA, April 2018. Maximum Allowable Concentration (MAC) adopted in absence of Annual Average (AA) value.

**Legend**

36.2	Results exceeds GAC.
<50	Results MDL is greater than GAC.
-	Determinand has not been tested for.

**Notes**

A range is given where a determinand has been analysed for by more than one method.

				Field_ID	OH07022-X-22.60-ES-191030	OH07022-X-22.60-ES-191030	OH07022-X-27.50-ES-191031	OH07022-X-3.90-ES-191024	OH07022-X-32.30-ES-191111		
				Location_Code	OH07022	OH07022	OH07022	OH07022	OH07022		
				Sample_Death_Range	22.6	22.6	27.5	3.9	32.3		
				Sampled_Date_Time	30/10/2019	30/10/2019	31/10/2019	24/10/2019	11/11/2019		
				Matrix_Description							
				UK Drinking Water Standards	UK Estuaries and coastal waters EQS	UK Freshwater EQS					
Chem_Group	ChemName	output unit	EQL								
Metals	Antimony	µg/L	1	5 <sup>#1</sup>			5	6	3	9	17
	Arsenic	µg/L	0.5	10 <sup>#1</sup>	25 <sup>#2</sup>	50 <sup>#2</sup>	5	9	1	12	2
	Boron	µg/L	10	1000 <sup>#1</sup>	7000 <sup>#3</sup>	2000 <sup>#3</sup>	160	200	180	80	270
	Cadmium	µg/L	0.02	5 <sup>#1</sup>	0.2 <sup>#4</sup>	0.08 <sup>#5</sup>	<0.02	<0.02	<0.02	<0.02	0.04
	Chromium (hexavalent)	µg/L	3		0.6 <sup>#4</sup>	3.4 <sup>#4</sup>	<3	<3	<3	<3	<3
	Chromium	µg/L	1	50 <sup>#1</sup>	0.6 <sup>#4</sup>	3.4 <sup>#6</sup>	<1	<1	<1	1	<1
	Chromium (Trivalent)	µg/L	3			4.7 <sup>#4</sup>	-	-	-	-	-
	Cobalt	µg/L	0.5		3 <sup>#7</sup>	3 <sup>#7</sup>	<1	1	<1	<1	<1
	Copper	µg/L	0.3	2000 <sup>#1</sup>	3.78 <sup>#8</sup>	1(bio) <sup>#9</sup>	<1	<1	<1	15	<1
	Lead	µg/L	0.2	10 <sup>#1</sup>	1.3 <sup>#4</sup>	1.2(bio) <sup>#9</sup>	<1	<1	<1	<1	<1
	Mercury	µg/L	0.01	1 <sup>#1</sup>	0.07(MAC) <sup>#10</sup>	0.07(MAC) <sup>#10</sup>	<0.03	<0.03	<0.03	0.18	<0.03
	Molybdenum	µg/L	1	70 <sup>#11</sup>			22	24	11	47	21
	Nickel	µg/L	0.4	20 <sup>#1</sup>	8.6 <sup>#4</sup>	4(bio) <sup>#9</sup>	4	7	6	11	2
	Selenium	µg/L	1	10 <sup>#1</sup>			1	1	<1	30	<1
	Vanadium	µg/L	1		100 <sup>#12</sup>	20 <sup>#13</sup>	11	22	1	70	1
	Zinc	µg/L	1	3000 <sup>#14</sup>		10.9(bio) <sup>#9</sup>	2	3	3	<2	<2
Inorganics	Available Phosphate	mg/l	6				-	-	-	-	-
	Available Phosphorus	mg/l	2				-	-	-	-	-
	Ammoniacal Nitrogen as N	mg/L	0.002		0.02 <sup>#2</sup>	0.6 <sup>#15</sup>	5.7	7.7	1.4	9.9	2.2
	Calcium	mg/L	0.2				12	11	51	163	50
	Chloride	mg/L	1	250 <sup>#1</sup>		250 <sup>#3</sup>	254	334	405	60	587
	Cyanide (Free)	µg/L	2.5	50 <sup>#1</sup>	1 <sup>#2</sup>	1 <sup>#2</sup>	<20	<20	<20	<20	<20
	Cyanide Total	µg/L	5	50 <sup>#1</sup>	1 <sup>#2</sup>	1 <sup>#2</sup>	<20	<20	<20	<20	<20
	cyanides-complex	µg/L	5	50 <sup>#1</sup>	1 <sup>#2</sup>	1 <sup>#2</sup>	-	-	-	-	-
	Fluoride	µg/L	100	1500 <sup>#1</sup>	5000 <sup>#7</sup>	1000 <sup>#16</sup>	400	300	400	1000	300
	Magnesium	mg/L	0.036				12	14	26	3	28
	Potassium	mg/L	0.2				25	34	24	30	29
Sodium	mg/L	0.076		200 <sup>#1</sup>		165	219	246	71	362	
Sulphate	mg/L	2	250(SO4) <sup>#17</sup>		400 <sup>#3</sup>	25	23	79	488	135	
Phenolics	Xylenols	µg/L	0.5				-	-	-	-	-
	Trimethylphenols	µg/L	0.5				<0.5	<0.5	<0.5	3.1	<0.5
	Cresol Total	µg/L	0.5				<0.5	<0.5	<0.5	3.6	<0.5
	Dimethylphenols	µg/L	0.5				<0.5	<0.5	<0.5	<0.5	<0.5
	Phenol	µg/L	0.5	5800 <sup>#18</sup>	7.7 <sup>#2</sup>	7.7 <sup>#2</sup>	3.8	5.5	0.8	62.6	<0.5
	Phenols Monohydric	µg/L	0.5								
Other	Temperature	°C					-	-	-	-	-
	Conductivity @ 25oC	mS/cm	0.01				1.16	1.46	1.82	1.01	2.24
	Conductivity @ 20oC	µS/cm	14				-	-	-	-	-
	pH (Lab)	pH Units	1	6.5-9.5 <sup>#1</sup>	6-8.5(MAC) <sup>#19</sup>	6-9(MAC) <sup>#19</sup>	8.2	8.1	7.9	9.5	8.1

Field_ID	OH07022-X-22.60-ES-191030	OH07022-X-22.60-ES-191030	OH07022-X-27.50-ES-191031	OH07022-X-3.90-ES-191024	OH07022-X-32.30-ES-191111
Location_Code	OH07022	OH07022	OH07022	OH07022	OH07022
Sample_Depth_Range	22.6	22.6	27.5	3.9	32.3
Sampled_Date_Time	30/10/2019	30/10/2019	31/10/2019	24/10/2019	11/11/2019
Matrix_Description	UK Drinking Water Standards	UK Estuaries and coastal waters EQS	UK Freshwater EQS		

Chem_Group	ChemName	output unit	EQL
------------	----------	-------------	-----

**Environmental Standards Comments**

#1:Water Supply (Water Quality) Regulations 2016.  
 #2:Water Framework Directive (Standards and Classification) Directions (England and Wales) 2015.  
 #3:Operational Targets and EQS. EA, April 2018  
 #4:Water Framework Directive (Standards & Classification) Directions (England & Wales) 2015. Dissolved fraction.  
 #5:Water Framework Directive (Standards & Classification) Directions (England & Wales) 2015. Dissolved fraction. Lowest criteria presented (<40mg/l of CaCO3). See 'further assessment' if criteria exceeded and hardness (CaCO3) data available.  
 #6:Water Framework Directive (Standards and Classification) Directions (England and Wales) 2015. Dissolved Fraction. If hexavalent chromium (CrVI) data is available, a value of 4.7µg/l may be appropriate for the remaining trivalent chromium (CrIII).  
 #7:Operational Targets and EQS. EA, April 2018. Dissolved fraction.  
 #8:Water Framework Directive (Standards and Classification) Directions (England and Wales) 2015. Dissolved Fraction. If DOC >1mg/l then a higher criteria applies (3.76\*(2.677\*(DOC2+0.5))  
 #9:Water Framework Directive (Standards & Classification) Directions (England & Wales) 2015. Dissolved & bioavailable (bio) fraction plus background. M-BAT tool to assess: <http://wfd.uk.org/resources/river-lakes-metal-bioavailability-assessment-tool-m-bat>  
 #10:Water Framework Directive (Standards and Classification) Directions (England and Wales) 2015. Dissolved Fraction. MAC adopted in absence of AA value.  
 #11:Guidelines for Drinking-water Quality, 4th Edition. WHO, 2011. Informal value.  
 #12:Operational Targets and EQS. EA, April 2018.  
 #13:Operational Targets and EQS. EA, April 2018. Lowest criteria presented (<200mg/l CaCO3). See 'further assessment' values if criteria exceeded and hardness (CaCO3) data available.  
 #14:Guidelines for Drinking-water Quality, 4th Edition. WHO, 2011. Based on taste rather than a formal guideline.  
 #15:Water Framework Directive (Standards and Classification) Directions (England and Wales) 2015. Indicator of 'good' status (90%ile) - Ammonia standard for lakes and rivers (total ammonia as nitrogen).  
 #16:Operational Targets and EQS. EA, April 2018. Dissolved fraction. Lowest criteria presented (<50 mg/l CaCO3). See 'further assessment' values if criteria exceeded and hardness (CaCO3) data available.  
 #17:Water Supply (Water Quality) Regulations 2016. As SO4.  
 #18:US EPA Regional Screening Levels, May 2019. <https://www.epa.gov/risk/regional-screening-levels-rsls-generic-tables>  
 #19:Operational Targets and EQS. EA, April 2018. Maximum Allowable Concentration (MAC) adopted in absence of Annual Average (AA) value.

**Legend**

36.2	Results exceeds GAC.
<50	Results MDL is greater than GAC.
-	Determinand has not been tested for.

**Notes**  
A range is given where a determinand has been analysed for by more than one method.

		Field_ID	OH07022-X-4.70-ES-191024	OH07022-X-43.41-ES-191111	OH07022-X-5.70-ES-191024	OH07022-X-6.70-ES-191024	OH07022-X-7.50-ES-191025	OH07023-X-0.05-ES-191031			
		Location_Code	OH07022	OH07022	OH07022	OH07022	OH07022	OH07023			
		Sample_Dept	4.7	43.41	5.7	6.7	7.5	0.05			
		Sample_Dept_Range									
		Sampled_Date_Time	24/10/2019	11/11/2019	24/10/2019	24/10/2019	25/10/2019	31/10/2019			
		Matrix_Description									
		UK Drinking Water Standards									
		UK Estuaries and coastal waters EQS									
		UK Freshwater EQS									
Chem_Group	ChemName	output unit	EQ1								
Metals	Antimony	µg/L	5 <sup>#1</sup>		2	10	3	4	<1	<1	
	Arsenic	µg/L	0.5	25 <sup>#2</sup>	2	<1	8	4	16	<1	
	Boron	µg/L	10	1000 <sup>#1</sup>	2000 <sup>#3</sup>	240	180	4810	910	1040	240
	Cadmium	µg/L	0.02	5 <sup>#1</sup>	0.08 <sup>#5</sup>	<0.02	0.02	<0.02	<0.02	<0.02	0.1
	Chromium (hexavalent)	µg/L	3	0.6 <sup>#4</sup>	3.4 <sup>#4</sup>	<3	<3	<3	<3	<3	<3
	Chromium	µg/L	1	50 <sup>#1</sup>	0.6 <sup>#4</sup>	3.4 <sup>#6</sup>	<1	<1	<1	2	<1
	Chromium (Trivalent)	µg/L	3		4.7 <sup>#4</sup>	-	-	-	-	-	<3
	Cobalt	µg/L	0.5		3 <sup>#7</sup>	1	<1	1	<1	2	<1
	Copper	µg/L	0.3	2000 <sup>#1</sup>	3.76 <sup>#8</sup>	4	<1	<1	<1	<1	1
	Lead	µg/L	0.2	10 <sup>#1</sup>	1.3 <sup>#4</sup>	<1	<1	<1	<1	<1	<1
	Mercury	µg/L	0.01	1 <sup>#1</sup>	0.07(MAC) <sup>#10</sup>	0.07(MAC) <sup>#10</sup>	<0.03	<0.03	<0.03	<0.03	<0.03
	Molybdenum	µg/L	1	70 <sup>#11</sup>	16	14	61	31	94	3	3
	Nickel	µg/L	0.4	20 <sup>#1</sup>	8.6 <sup>#4</sup>	4	7	3	2	6	5
	Selenium	µg/L	1	10 <sup>#1</sup>		3	2	<1	1	1	14
	Vanadium	µg/L	1		100 <sup>#12</sup>	20 <sup>#13</sup>	<1	<1	3	6	<1
Zinc	µg/L	1	3000 <sup>#14</sup>		8	<2	22	2	5	3	
Inorganics	Available Phosphate	mg/l	6		-	11.8	-	-	-	-	
	Available Phosphorus	mg/l	2		-	3.8	-	-	-	-	
	Ammoniacal Nitrogen as N	mg/L	0.002	0.02 <sup>#2</sup>	0.6 <sup>#15</sup>	8	1.4	31.1	30.3	26.7	0.03
	Calcium	mg/L	0.2		86	50	32	593	27	31	488
	Chloride	mg/L	1	250 <sup>#1</sup>	250 <sup>#3</sup>	50	471	321	626	1260	5
	Cyanide (Free)	µg/L	2.5	50 <sup>#1</sup>	1 <sup>#2</sup>	<20	<20	<20	<20	<20	<20
	Cyanide Total	µg/L	5	50 <sup>#1</sup>	1 <sup>#2</sup>	<20	<20	<20	<20	<20	<20
	Cyanides-complex	µg/L	5	50 <sup>#1</sup>	1 <sup>#2</sup>	-	-	-	-	-	-
	Fluoride	µg/L	100	1500 <sup>#1</sup>	5000 <sup>#7</sup>	600	400	200	400	900	400
	Magnesium	mg/L	0.036			20	26	131	29	39	93
Potassium	mg/L	0.2			24	19	110	65	80	39	
Sodium	mg/L	0.076	200 <sup>#1</sup>		55	285	303	376	689	73	
Sulphate	mg/L	2	250(SO4) <sup>#17</sup>	400 <sup>#3</sup>	299	48	2030	92	40	1780	
Phenolics	Xylenols	µg/L	0.5		-	-	-	-	-	-	
	Trimethylphenols	µg/L	0.5		<0.5	<0.5	<0.5	<0.5	<0.5	<0.5	
	Cresol Total	µg/L	0.5		<0.5	<0.5	<0.5	<0.5	<0.5	<0.5	
	Dimethylphenols	µg/L	0.5		<0.5	<0.5	<0.5	<0.5	<0.5	<0.5	
	Phenol	µg/L	0.5	5800 <sup>#18</sup>	7.7 <sup>#2</sup>	0.8	<0.5	1.7	4.4	2.7	<0.5
Phenols Monohydric	µg/L	0.5			-	-	-	-	-	-	
Other	Temperature	°C			-	-	-	-	-	-	
	Conductivity @ 25oC	mS/cm	0.01		0.458	1.8	3.86	2.02	4.39	2.44	
	Conductivity @ 20oC	µS/cm	14		-	-	-	-	-	-	
	pH (Lab)	pH Units	1	6.5-9.5 <sup>#1</sup>	6-8.5(MAC) <sup>#19</sup>	6-9(MAC) <sup>#19</sup>	8	7.8	7.5	7.4	8.3

Field_ID	Location_Code	Sample_Depth_Range	Sampled_Date_Time	Matrix_Description
OH07022-X-4.70-ES-191024	OH07022	4.7	24/10/2019	UK Drinking Water Standards
OH07022-X-43.41-ES-191111	OH07022	43.41	11/11/2019	UK Estuaries and coastal waters EQS
OH07022-X-5.70-ES-191024	OH07022	5.7	24/10/2019	UK Freshwater EQS
OH07022-X-6.70-ES-191024	OH07022	6.7	24/10/2019	
OH07022-X-7.50-ES-191025	OH07022	7.5	25/10/2019	
OH07023-X-0.05-ES-191031	OH07023	0.05	31/10/2019	

Chem_Group	ChemName	output unit	EQL

**Environmental Standards Comments**

- #1:Water Supply (Water Quality) Regulations 2016.
- #2:Water Framework Directive (Standards and Classification) Directions (England and Wales) 2015.
- #3:Operational Targets and EQS. EA, April 2018
- #4:Water Framework Directive (Standards & Classification) Directions (England & Wales) 2015. Dissolved fraction.
- #5:Water Framework Directive (Standards & Classification) Directions (England & Wales) 2015. Dissolved fraction. Lowest criteria presented (<40mg/l of CaCO3). See 'further assessment' if criteria exceeded and hardness (CaCO3) data available.
- #6:Water Framework Directive (Standards and Classification) Directions (England and Wales) 2015. Dissolved Fraction. If hexavalent chromium (CrVI) data is available, a value of 4.7µg/l may be appropriate for the remaining trivalent chromium (CrIII).
- #7:Operational Targets and EQS. EA, April 2018. Dissolved fraction.
- #8:Water Framework Directive (Standards and Classification) Directions (England and Wales) 2015. Dissolved Fraction. If DOC >1mg/l then a higher criteria applies (3.76\*(2.677\*(DOC2+0.5))
- #9:Water Framework Directive (Standards & Classification) Directions (England & Wales) 2015. Dissolved & bioavailable (bio) fraction plus background. M-BAT tool to assess: <http://wfd.uk.org/resources/river-lakes-metal-bioavailability-assessment-tool-m-bat>
- #10:Water Framework Directive (Standards and Classification) Directions (England and Wales) 2015. Dissolved Fraction. MAC adopted in absence of AA value.
- #11:Guidelines for Drinking-water Quality, 4th Edition. WHO, 2011. Informal value.
- #12:Operational Targets and EQS. EA, April 2018.
- #13:Operational Targets and EQS. EA, April 2018. Lowest criteria presented (<200mg/l CaCO3). See 'further assessment' values if criteria exceeded and hardness (CaCO3) data available.
- #14:Guidelines for Drinking-water Quality, 4th Edition. WHO, 2011. Based on taste rather than a formal guideline.
- #15:Water Framework Directive (Standards and Classification) Directions (England and Wales) 2015. Indicator of 'good' status (90%ile) - Ammonia standard for lakes and rivers (total ammonia as nitrogen).
- #16:Operational Targets and EQS. EA, April 2018. Dissolved fraction. Lowest criteria presented (<50 mg/l CaCO3). See 'further assessment' values if criteria exceeded and hardness (CaCO3) data available.
- #17:Water Supply (Water Quality) Regulations 2016. As SO4.
- #18:US EPA Regional Screening Levels, May 2019. <https://www.epa.gov/risk/regional-screening-levels-rsls-generic-tables>
- #19:Operational Targets and EQS. EA, April 2018. Maximum Allowable Concentration (MAC) adopted in absence of Annual Average (AA) value.

**Legend**

36.2	Results exceeds GAC.
<50	Results MDL is greater than GAC.
-	Determinand has not been tested for.

**Notes**

A range is given where a determinand has been analysed for by more than one method.



				Field_ID	OH07023-X-0.50-ES-191031	OH07023-X-2.00-ES-191105	OH07023-X-24.00-ES-191113	OH07023-X-24.00-ES-191113	OH07023-X-3.00-ES-191105		
				Location_Code	OH07023	OH07023	OH07023	OH07023	OH07023		
				Sample_Depth Range	0.5	2	24	24	3		
				Sampled Date Time	31/10/2019	05/11/2019	13/11/2019	13/11/2019	05/11/2019		
				Matrix Description							
				UK Drinking Water Standards	UK Estuaries and coastal waters EQS	UK Freshwater EQS					
Chem_Group	ChemName	output unit	EQL								
Metals	Antimony	µg/L	1	5 <sup>#1</sup>			4	6	1	1	48
	Arsenic	µg/L	0.5	10 <sup>#1</sup>	25 <sup>#2</sup>	50 <sup>#2</sup>	19	6	<1	<1	29
	Boron	µg/L	10	1000 <sup>#1</sup>	7000 <sup>#3</sup>	2000 <sup>#3</sup>	190	180	120	140	180
	Cadmium	µg/L	0.02	5 <sup>#1</sup>	0.2 <sup>#4</sup>	0.08 <sup>#5</sup>	<0.02	<0.02	0.03	0.03	<0.02
	Chromium (hexavalent)	µg/L	3		0.6 <sup>#4</sup>	3.4 <sup>#4</sup>	<3	<3	<3	<3	<3
	Chromium	µg/L	1	50 <sup>#1</sup>	0.6 <sup>#4</sup>	3.4 <sup>#6</sup>	<1	3	<1	<1	2
	Chromium (Trivalent)	µg/L	3			4.7 <sup>#4</sup>	<3	<3	<3	<3	<3
	Cobalt	µg/L	0.5		3 <sup>#7</sup>	3 <sup>#7</sup>	<1	<1	<1	<1	<1
	Copper	µg/L	0.3	2000 <sup>#1</sup>	3.76 <sup>#8</sup>	1(bio) <sup>#9</sup>	<1	94	<1	<1	37
	Lead	µg/L	0.2	10 <sup>#1</sup>	1.3 <sup>#4</sup>	1.2(bio) <sup>#9</sup>	<1	<1	<1	<1	3
	Mercury	µg/L	0.01	1 <sup>#1</sup>	0.07(MAC) <sup>#10</sup>	0.07(MAC) <sup>#10</sup>	<0.03	0.07	<0.03	<0.03	0.03
	Molybdenum	µg/L	1	70 <sup>#11</sup>			35	59	29	27	71
	Nickel	µg/L	0.4	20 <sup>#1</sup>	8.6 <sup>#4</sup>	4(bio) <sup>#9</sup>	1	6	3	2	6
	Selenium	µg/L	1	10 <sup>#1</sup>			46	4	<1	<1	6
	Vanadium	µg/L	1		100 <sup>#12</sup>	20 <sup>#13</sup>	47	74	1	1	76
Zinc	µg/L	1	3000 <sup>#14</sup>		10.9(bio) <sup>#9</sup>	<2	3	25	3	6	
Inorganics	Available Phosphate	mg/l	6				-	-	-	-	-
	Available Phosphorus	mg/l	2				-	-	-	-	-
	Ammoniacal Nitrogen as N	mg/L	0.002		0.02 <sup>#2</sup>	0.6 <sup>#15</sup>	0.8	2.6	1.2	1.5	5.6
	Calcium	mg/L	0.2				11	576	22	45	176
	Chloride	mg/L	1	250 <sup>#1</sup>			9	36	134	118	56
	Cyanide (Free)	µg/L	2.5	50 <sup>#1</sup>	1 <sup>#2</sup>	250 <sup>#3</sup>	<20	<20	<20	<20	<20
	Cyanide Total	µg/L	5	50 <sup>#1</sup>	1 <sup>#2</sup>	1 <sup>#2</sup>	<20	<20	<20	<20	<20
	cyanides-complex	µg/L	5	50 <sup>#1</sup>	1 <sup>#2</sup>	1 <sup>#2</sup>	-	-	-	-	-
	Fluoride	µg/L	100	1500 <sup>#1</sup>	5000 <sup>#7</sup>	1000 <sup>#16</sup>	700	200	400	500	700
	Magnesium	mg/L	0.036				2	<1	9	11	<1
Potassium	mg/L	0.2				7	37	8	9	21	
Sodium	mg/L	0.076		200 <sup>#1</sup>		36	62	88	81	61	
Sulphate	mg/L	2	250(SO4) <sup>#17</sup>		400 <sup>#3</sup>	97	1350	33	115	474	
Phenolics	Xylenols	µg/L	0.5				-	-	-	-	-
	Trimethylphenols	µg/L	0.5				<0.5	<0.5	<0.5	<0.5	1.7
	Cresol Total	µg/L	0.5				<0.5	1.5	<0.5	<0.5	15.5
	Dimethylphenols	µg/L	0.5				<0.5	0.6	<0.5	<0.5	16.6
	Phenol	µg/L	0.5	5800 <sup>#18</sup>	7.7 <sup>#2</sup>	7.7 <sup>#2</sup>	4.4	15.9	2.7	16.7	16.4
Phenols Monohydric	µg/L	0.5									
Other	Temperature	°C					-	-	-	-	-
	Conductivity @ 25oC	mS/cm	0.01				0.311	1.96	0.708	0.819	1.11
	Conductivity @ 20oC	µS/cm	14				-	-	-	-	-
	pH (Lab)	pH Units	1	6.5-9.5 <sup>#1</sup>	6-8.5(MAC) <sup>#19</sup>	6-9(MAC) <sup>#19</sup>	8.5	9.6	8	7.8	9.1

Field_ID	Location_Code	Sample_Depth_Range	Sampled_Date_Time	Matrix_Description
OH07023-X-0.50-ES-191031	OH07023	0.5	31/10/2019	UK Drinking Water Standards
OH07023-X-2.00-ES-191105	OH07023	2	05/11/2019	UK Estuaries and coastal waters EQS
OH07023-X-24.00-ES-191113	OH07023	24	13/11/2019	UK Freshwater EQS
OH07023-X-24.00-ES-191113	OH07023	24	13/11/2019	
OH07023-X-3.00-ES-191105	OH07023	3	05/11/2019	

Chem_Group	ChemName	output unit	EQL

**Environmental Standards Comments**

- #1:Water Supply (Water Quality) Regulations 2016.
- #2:Water Framework Directive (Standards and Classification) Directions (England and Wales) 2015.
- #3:Operational Targets and EQS. EA, April 2018
- #4:Water Framework Directive (Standards & Classification) Directions (England & Wales) 2015. Dissolved fraction.
- #5:Water Framework Directive (Standards & Classification) Directions (England & Wales) 2015. Dissolved fraction. Lowest criteria presented (<40mg/l of CaCO3). See 'further assessment' if criteria exceeded and hardness (CaCO3) data available.
- #6:Water Framework Directive (Standards and Classification) Directions (England and Wales) 2015. Dissolved Fraction. If hexavalent chromium (CrVI) data is available, a value of 4.7µg/l may be appropriate for the remaining trivalent chromium (CrIII).
- #7:Operational Targets and EQS. EA, April 2018. Dissolved fraction.
- #8:Water Framework Directive (Standards and Classification) Directions (England and Wales) 2015. Dissolved Fraction. If DOC >1mg/l then a higher criteria applies (3.76\*(2.677\*(DOC2+0.5))
- #9:Water Framework Directive (Standards & Classification) Directions (England & Wales) 2015. Dissolved & bioavailable (bio) fraction plus background. M-BAT tool to assess: <http://wfd.uk.org/resources/river-lakes-metal-bioavailability-assessment-tool-m-bat>
- #10:Water Framework Directive (Standards and Classification) Directions (England and Wales) 2015. Dissolved Fraction. MAC adopted in absence of AA value.
- #11:Guidelines for Drinking-water Quality, 4th Edition. WHO, 2011. Informal value.
- #12:Operational Targets and EQS. EA, April 2018.
- #13:Operational Targets and EQS. EA, April 2018. Lowest criteria presented (<200mg/l CaCO3). See 'further assessment' values if criteria exceeded and hardness (CaCO3) data available.
- #14:Guidelines for Drinking-water Quality, 4th Edition. WHO, 2011. Based on taste rather than a formal guideline.
- #15:Water Framework Directive (Standards and Classification) Directions (England and Wales) 2015. Indicator of 'good' status (90%ile) - Ammonia standard for lakes and rivers (total ammonia as nitrogen).
- #16:Operational Targets and EQS. EA, April 2018. Dissolved fraction. Lowest criteria presented (<50 mg/l CaCO3). See 'further assessment' values if criteria exceeded and hardness (CaCO3) data available.
- #17:Water Supply (Water Quality) Regulations 2016. As SO4.
- #18:US EPA Regional Screening Levels, May 2019. <https://www.epa.gov/risk/regional-screening-levels-rsls-generic-tables>
- #19:Operational Targets and EQS. EA, April 2018. Maximum Allowable Concentration (MAC) adopted in absence of Annual Average (AA) value.

**Legend**

36.2	Results exceeds GAC.
<50	Results MDL is greater than GAC.
-	Determinand has not been tested for.

**Notes**

A range is given where a determinand has been analysed for by more than one method.

				Field_ID	OH07023-X-32.50-ES-191120	OH07023-X-4.00-ES-191105	OH07023-X-44.85-ES-191122	OH07023-X-5.00-ES-191105	OH07023-X-6.00-ES-191105	OH07023-X-7.00-ES-191106	
				Location_Code	OH07023	OH07023	OH07023	OH07023	OH07023	OH07023	
				Sample_Death_Range	32.5	4	44.85	5	6	7	
				Sampled_Date_Time	20/11/2019	05/11/2019	22/11/2019	05/11/2019	05/11/2019	06/11/2019	
				Matrix_Description							
				UK Drinking Water Standards	UK Estuaries and coastal waters EQS	UK Freshwater EQS					
Chem_Group	ChemName	output unit	EQL								
Metals	Antimony	µg/L	1	5 <sup>#1</sup>		1	33	9	8	6	
	Arsenic	µg/L	0.5	10 <sup>#1</sup>	25 <sup>#2</sup>	<1	26	2	7	2	
	Boron	µg/L	10	1000 <sup>#1</sup>	7000 <sup>#3</sup>	2000 <sup>#3</sup>	130	200	900	810	1010
	Cadmium	µg/L	0.02	5 <sup>#1</sup>	0.2 <sup>#4</sup>	0.08 <sup>#5</sup>	<0.02	<0.02	0.1	<0.02	<0.02
	Chromium (hexavalent)	µg/L	3		0.6 <sup>#4</sup>	3.4 <sup>#4</sup>	<3	<3	<3	<3	<3
	Chromium	µg/L	1	50 <sup>#1</sup>	0.6 <sup>#4</sup>	3.4 <sup>#6</sup>	<1	2	<1	3	<1
	Chromium (Trivalent)	µg/L	3			4.7 <sup>#4</sup>	<3	<3	<3	<3	<3
	Cobalt	µg/L	0.5			3 <sup>#7</sup>	<1	<1	<1	<1	<1
	Copper	µg/L	0.3	2000 <sup>#1</sup>	3.76 <sup>#8</sup>	1(bio) <sup>#9</sup>	<1	45	<1	3	1
	Lead	µg/L	0.2	10 <sup>#1</sup>	1.3 <sup>#4</sup>	1.2(bio) <sup>#9</sup>	<1	3	<1	5	<1
	Mercury	µg/L	0.01	1 <sup>#1</sup>	0.07(MAC) <sup>#10</sup>	0.07(MAC) <sup>#10</sup>	<0.03	<0.03	<0.03	0.03	<0.03
	Molybdenum	µg/L	1	70 <sup>#11</sup>			10	53	109	56	72
	Nickel	µg/L	0.4	20 <sup>#1</sup>	8.6 <sup>#4</sup>	4(bio) <sup>#9</sup>	1	8	3	12	12
	Selenium	µg/L	1	10 <sup>#1</sup>			<1	6	<1	<1	<1
Vanadium	µg/L	1		100 <sup>#12</sup>	20 <sup>#13</sup>	<1	174	<1	2	<1	
Zinc	µg/L	1	3000 <sup>#14</sup>		10.9(bio) <sup>#9</sup>	4	3	3	28	6	
Inorganics	Available Phosphate	mg/l	6			55.6	-	-	-	-	
	Available Phosphorus	mg/l	2			18.1	-	-	-	-	
	Ammoniacal Nitrogen as N	mg/L	0.002		0.02 <sup>#2</sup>	0.6 <sup>#15</sup>	0.03	8.4	10.9	12.9	27.6
	Calcium	mg/L	0.2				33	46	779	260	
	Chloride	mg/L	1	250 <sup>#1</sup>			268	57	150	93	180
	Cyanide (Free)	µg/L	2.5	50 <sup>#1</sup>	1 <sup>#2</sup>		<20	<20	<20	<20	<20
	Cyanide Total	µg/L	5	50 <sup>#1</sup>	1 <sup>#2</sup>		<20	<20	<20	<20	<20
	cyanides-complex	µg/L	5	50 <sup>#1</sup>	1 <sup>#2</sup>		-	-	-	-	-
	Fluoride	µg/L	100	1500 <sup>#1</sup>	5000 <sup>#7</sup>	1000 <sup>#16</sup>	300	700	700	200	200
	Magnesium	mg/L	0.036				18	<1	21	16	48
Potassium	mg/L	0.2				13	20	26	69	49	
Sodium	mg/L	0.076		200 <sup>#1</sup>		188	59	100	145	151	
Sulphate	mg/L	2	250(SO4) <sup>#17</sup>		400 <sup>#3</sup>	37	339	141	1940	818	
Phenolics	Xylenols	µg/L	0.5			-	-	-	-	-	
	Trimethylphenols	µg/L	0.5			<0.5	1.1	<0.5	<0.5	<0.5	
	Cresol Total	µg/L	0.5			0.7	1.1	<0.5	1.2	<0.5	
	Dimethylphenols	µg/L	0.5			<0.5	8.5	<0.5	<0.5	<0.5	
	Phenol	µg/L	0.5	5800 <sup>#18</sup>	7.7 <sup>#2</sup>		3.2	7.9	1.2	3.9	<0.5
	Phenols Monohydric	µg/L	0.5								
Other	Temperature	°C				-	-	-	-	-	
	Conductivity @ 25oC	mS/cm	0.01			1.23	0.843	1.06	2.98	2.32	
	Conductivity @ 20oC	µS/cm	14			-	-	-	-	-	
	pH (Lab)	pH Units	1	6.5-9.5 <sup>#1</sup>	6-8.5(MAC) <sup>#19</sup>	6-9(MAC) <sup>#19</sup>	7.8	9.7	8	7.8	7.9

Field_ID	Location_Code	Sample_Depth_Range	Sampled_Date_Time	Matrix_Description
OH07023-X-32.50-ES-191120	OH07023	32.5	20/11/2019	UK Drinking Water Standards
OH07023-X-4.00-ES-191105	OH07023	4	05/11/2019	UK Estuaries and coastal waters EQS
OH07023-X-44.85-ES-191122	OH07023	44.85	22/11/2019	UK Freshwater EQS
OH07023-X-5.00-ES-191105	OH07023	5	05/11/2019	
OH07023-X-6.00-ES-191105	OH07023	6	05/11/2019	
OH07023-X-7.00-ES-191106	OH07023	7	06/11/2019	

Chem_Group	ChemName	output unit	EQL

**Environmental Standards Comments**

- #1:Water Supply (Water Quality) Regulations 2016.
- #2:Water Framework Directive (Standards and Classification) Directions (England and Wales) 2015.
- #3:Operational Targets and EQS. EA, April 2018
- #4:Water Framework Directive (Standards & Classification) Directions (England & Wales) 2015. Dissolved fraction.
- #5:Water Framework Directive (Standards & Classification) Directions (England & Wales) 2015. Dissolved fraction. Lowest criteria presented (<40mg/l of CaCO3). See 'further assessment' if criteria exceeded and hardness (CaCO3) data available.
- #6:Water Framework Directive (Standards and Classification) Directions (England and Wales) 2015. Dissolved Fraction. If hexavalent chromium (CrVI) data is available, a value of 4.7µg/l may be appropriate for the remaining trivalent chromium (CrIII).
- #7:Operational Targets and EQS. EA, April 2018. Dissolved fraction.
- #8:Water Framework Directive (Standards and Classification) Directions (England and Wales) 2015. Dissolved Fraction. If DOC >1mg/l then a higher criteria applies (3.76\*(2.677\*(DOC2+0.5))
- #9:Water Framework Directive (Standards & Classification) Directions (England & Wales) 2015. Dissolved & bioavailable (bio) fraction plus background. M-BAT tool to assess: <http://wfd.uk.org/resources/river-lakes-metal-bioavailability-assessment-tool-m-bat>
- #10:Water Framework Directive (Standards and Classification) Directions (England and Wales) 2015. Dissolved Fraction. MAC adopted in absence of AA value.
- #11:Guidelines for Drinking-water Quality, 4th Edition. WHO, 2011. Informal value.
- #12:Operational Targets and EQS. EA, April 2018.
- #13:Operational Targets and EQS. EA, April 2018. Lowest criteria presented (<200mg/l CaCO3). See 'further assessment' values if criteria exceeded and hardness (CaCO3) data available.
- #14:Guidelines for Drinking-water Quality, 4th Edition. WHO, 2011. Based on taste rather than a formal guideline.
- #15:Water Framework Directive (Standards and Classification) Directions (England and Wales) 2015. Indicator of 'good' status (90%ile) - Ammonia standard for lakes and rivers (total ammonia as nitrogen).
- #16:Operational Targets and EQS. EA, April 2018. Dissolved fraction. Lowest criteria presented (<50 mg/l CaCO3). See 'further assessment' values if criteria exceeded and hardness (CaCO3) data available.
- #17:Water Supply (Water Quality) Regulations 2016. As SO4.
- #18:US EPA Regional Screening Levels, May 2019. <https://www.epa.gov/risk/regional-screening-levels-rsls-generic-tables>
- #19:Operational Targets and EQS. EA, April 2018. Maximum Allowable Concentration (MAC) adopted in absence of Annual Average (AA) value.

**Legend**

36.2	Results exceeds GAC.
<50	Results MDL is greater than GAC.
-	Determinand has not been tested for.

**Notes**

A range is given where a determinand has been analysed for by more than one method.

		Field_ID	OH7023-X-7.00-ES-191106	OH7023-X-8.00-ES-191106	OH7023-X-8.00-ES-191106	OH7024-X-0.05-ES-191107	OH7024-X-0.55-ES-191107	OH7024-X-2.00-ES-191112			
		Location_Code	OH7023	OH7023	OH7023	OH7024	OH7024	OH7024			
		Sample_Death_Range	7	8	8	0.05	0.55	2			
		Sampled_Date_Time	06/11/2019	06/11/2019	06/11/2019	07/11/2019	07/11/2019	12/11/2019			
		Matrix_Description									
		UK Drinking Water Standards	UK Estuaries and coastal waters EQS	UK Freshwater EQS							
Chem_Group	ChemName	output unit	EQL								
Metals	Antimony	µg/L	1	5 <sup>#1</sup>	23	-	7	<1	315	-	
	Arsenic	µg/L	0.5	10 <sup>#1</sup>	7	-	11	<1	328	-	
	Boron	µg/L	10	1000 <sup>#1</sup>	2000 <sup>#3</sup>	128,000	-	34,000	420	420	-
	Cadmium	µg/L	0.02	5 <sup>#1</sup>	0.2 <sup>#4</sup>	0.1	-	0.1	<0.02	<2	-
	Chromium (hexavalent)	µg/L	3		0.6 <sup>#4</sup>	<3	-	<3	<3	<3	-
	Chromium	µg/L	1	50 <sup>#1</sup>	0.6 <sup>#4</sup>	<1	-	<1	<1	<100	-
	Chromium (Trivalent)	µg/L	3		4.7 <sup>#4</sup>	<3	-	<3	-	-	-
	Cobalt	µg/L	0.5		3 <sup>#7</sup>	<1	-	<1	<1	<100	-
	Copper	µg/L	0.3	2000 <sup>#1</sup>	3.76 <sup>#8</sup>	<1	-	<1	<1	<100	-
	Lead	µg/L	0.2	10 <sup>#1</sup>	1.3 <sup>#4</sup>	<1	-	<1	<1	<100	-
	Mercury	µg/L	0.01	1 <sup>#1</sup>	0.07(MAC) <sup>#10</sup>	<0.03	-	<0.03	<0.03	<3	-
	Molybdenum	µg/L	1	70 <sup>#11</sup>		70	-	26	7	4728	-
	Nickel	µg/L	0.4	20 <sup>#1</sup>	8.6 <sup>#4</sup>	2	-	1	3	129	-
	Selenium	µg/L	1	10 <sup>#1</sup>		<1	-	<1	8	1713	-
Vanadium	µg/L	1		100 <sup>#12</sup>	7	-	22	<1	402	-	
Zinc	µg/L	1	3000 <sup>#14</sup>		4	-	3	<2	355	-	
Inorganics	Available Phosphate	mg/l	6		-	-	-	-	-	-	
	Available Phosphorus	mg/l	2		-	-	-	-	-	-	
	Ammoniacal Nitrogen as N	mg/L	0.002		0.02 <sup>#2</sup>	0.6 <sup>#15</sup>	92.9	39.4	38.5	0.04	0.8
	Calcium	mg/L	0.2			28	-	39	138	20	-
	Chloride	mg/L	1	250 <sup>#1</sup>		250 <sup>#3</sup>	1710	-	1950	9	17
	Cyanide (Free)	µg/L	2.5	50 <sup>#1</sup>		1 <sup>#2</sup>	<20	-	<20	<20	-
	Cyanide Total	µg/L	5	50 <sup>#1</sup>		1 <sup>#2</sup>	<20	-	<20	<20	-
	Cyanides-complex	µg/L	5	50 <sup>#1</sup>		1 <sup>#2</sup>	-	-	-	-	-
	Fluoride	µg/L	100	1500 <sup>#1</sup>		5000 <sup>#7</sup>	1000 <sup>#16</sup>	600	800	400	800
	Magnesium	mg/L	0.036			64	-	77	57	8	-
Potassium	mg/L	0.2			1320	-	1410	42	17	-	
Sodium	mg/L	0.076			200 <sup>#1</sup>	-	152	134	78	64	
Sulphate	mg/L	2	250(SO4) <sup>#17</sup>		400 <sup>#3</sup>	3.57	1.19	680	167	167	
Phenolics	Xylenols	µg/L	0.5		-	-	-	-	-	-	
	Trimethylphenols	µg/L	0.5		<0.5	-	<0.5	<0.5	<0.5	<0.5	
	Cresol Total	µg/L	0.5		<0.5	-	<0.5	<0.5	<0.5	<0.5	
	Dimethylphenols	µg/L	0.5		<0.5	-	<0.5	<0.5	<0.5	<0.5	
	Phenol	µg/L	0.5	5800 <sup>#18</sup>	7.7 <sup>#2</sup>	4.8	-	5.2	<0.5	8.5	-
Phenols Monohydric	µg/L	0.5			7.7 <sup>#2</sup>	-	-	-	-	-	
Other	Temperature	°C			-	-	-	-	-	-	
	Conductivity @ 25oC	mS/cm	0.01		6.7	-	7.03	1.4	0.535	-	
	Conductivity @ 20oC	µS/cm	14		-	-	-	-	-	-	
	pH (Lab)	pH Units	1	6.5-9.5 <sup>#1</sup>	6-8.5(MAC) <sup>#19</sup>	6-9(MAC) <sup>#19</sup>	8.2	-	8.2	8	8.5

Field_ID	Location_Code	Sample_Death_Range	Sampled_Date_Time	Matrix_Description
OH07023-X-7.00-ES-191106	OH07023	7	06/11/2019	UK Drinking Water Standards
OH07023-X-8.00-ES-191106	OH07023	8	06/11/2019	UK Estuaries and coastal waters EQS
OH07023-X-8.00-ES-191106	OH07023	8	06/11/2019	UK Freshwater EQS
OH07024-X-0.05-ES-191107	OH07024	0.05	07/11/2019	
OH07024-X-0.55-ES-191107	OH07024	0.55	07/11/2019	
OH07024-X-2.00-ES-191112	OH07024	2	12/11/2019	

Chem_Group	ChemName	output unit	EQL

**Environmental Standards Comments**

- #1:Water Supply (Water Quality) Regulations 2016.
- #2:Water Framework Directive (Standards and Classification) Directions (England and Wales) 2015.
- #3:Operational Targets and EQS. EA, April 2018
- #4:Water Framework Directive (Standards & Classification) Directions (England & Wales) 2015. Dissolved fraction.
- #5:Water Framework Directive (Standards & Classification) Directions (England & Wales) 2015. Dissolved fraction. Lowest criteria presented (<40mg/l of CaCO3). See 'further assessment' if criteria exceeded and hardness (CaCO3) data available.
- #6:Water Framework Directive (Standards and Classification) Directions (England and Wales) 2015. Dissolved Fraction. If hexavalent chromium (CrVI) data is available, a value of 4.7µg/l may be appropriate for the remaining trivalent chromium (CrIII).
- #7:Operational Targets and EQS. EA, April 2018. Dissolved fraction.
- #8:Water Framework Directive (Standards and Classification) Directions (England and Wales) 2015. Dissolved Fraction. If DOC >1mg/l then a higher criteria applies (3.76\*(2.677\*(DOC2+0.5))
- #9:Water Framework Directive (Standards & Classification) Directions (England & Wales) 2015. Dissolved & bioavailable (bio) fraction plus background. M-BAT tool to assess: <http://wfd.uk.org/resources/river-lakes-metal-bioavailability-assessment-tool-m-bat>
- #10:Water Framework Directive (Standards and Classification) Directions (England and Wales) 2015. Dissolved Fraction. MAC adopted in absence of AA value.
- #11:Guidelines for Drinking-water Quality, 4th Edition. WHO, 2011. Informal value.
- #12:Operational Targets and EQS. EA, April 2018.
- #13:Operational Targets and EQS. EA, April 2018. Lowest criteria presented (<200mg/l CaCO3). See 'further assessment' values if criteria exceeded and hardness (CaCO3) data available.
- #14:Guidelines for Drinking-water Quality, 4th Edition. WHO, 2011. Based on taste rather than a formal guideline.
- #15:Water Framework Directive (Standards and Classification) Directions (England and Wales) 2015. Indicator of 'good' status (90%ile) - Ammonia standard for lakes and rivers (total ammonia as nitrogen).
- #16:Operational Targets and EQS. EA, April 2018. Dissolved fraction. Lowest criteria presented (<50 mg/l CaCO3). See 'further assessment' values if criteria exceeded and hardness (CaCO3) data available.
- #17:Water Supply (Water Quality) Regulations 2016. As SO4.
- #18:US EPA Regional Screening Levels, May 2019. <https://www.epa.gov/risk/regional-screening-levels-rsls-generic-tables>
- #19:Operational Targets and EQS. EA, April 2018. Maximum Allowable Concentration (MAC) adopted in absence of Annual Average (AA) value.

**Legend**

36.2	Results exceeds GAC.
<50	Results MDL is greater than GAC.
-	Determinand has not been tested for.

**Notes**

A range is given where a determinand has been analysed for by more than one method.

		Field_ID	OH07024-X-2.00-ES-191112	OH07024-X-3.00-ES-191112	OH07024-X-3.00-ES-191112	OH07024-X-4.00-ES-191112	OH07024-X-4.00-ES-191112	OH07024-X-5.00-ES-191112	
		Location_Code	OH07024	OH07024	OH07024	OH07024	OH07024	OH07024	
		Sample_Death_Range	2	3	3	4	4	5	
		Sampled_Date_Time	12/11/2019	12/11/2019	12/11/2019	12/11/2019	12/11/2019	12/11/2019	
		Matrix_Description							
		UK Drinking Water Standards	UK Estuaries and coastal waters EQS	UK Freshwater EQS					
Chem_Group	ChemName	output unit	EQL						
Metals	Antimony	µg/L	1	5 <sup>#1</sup>		2	-	68	-
	Arsenic	µg/L	0.5	10 <sup>#1</sup>	50 <sup>#2</sup>	3	-	16	-
	Boron	µg/L	10	1000 <sup>#1</sup>	2000 <sup>#3</sup>	220	-	350	-
	Cadmium	µg/L	0.02	5 <sup>#1</sup>	0.2 <sup>#4</sup>	0.1	-	0.1	-
	Chromium (hexavalent)	µg/L	3		0.6 <sup>#4</sup>	<3	-	<3	-
	Chromium	µg/L	1	50 <sup>#1</sup>	0.6 <sup>#4</sup>	<1	-	<1	-
	Chromium (Trivalent)	µg/L	3		4.7 <sup>#4</sup>	-	-	1	-
	Cobalt	µg/L	0.5		3 <sup>#7</sup>	<1	-	2	-
	Copper	µg/L	0.3	2000 <sup>#1</sup>	3.76 <sup>#8</sup>	<1	-	41	-
	Lead	µg/L	0.2	10 <sup>#1</sup>	1.3 <sup>#4</sup>	<1	-	2	-
	Mercury	µg/L	0.01	1 <sup>#1</sup>	0.07(MAC) <sup>#10</sup>	<0.03	-	0.22	-
	Molybdenum	µg/L	1	70 <sup>#11</sup>		48	-	232	-
	Nickel	µg/L	0.4	20 <sup>#1</sup>	8.6 <sup>#4</sup>	<1	-	9	-
	Selenium	µg/L	1	10 <sup>#1</sup>		10	-	13	-
	Vanadium	µg/L	1		100 <sup>#12</sup>	4	-	6	-
	Zinc	µg/L	1	3000 <sup>#14</sup>		4	-	7	-
Inorganics	Available Phosphate	mg/l	6			-	-	-	-
	Available Phosphorus	mg/l	2			-	-	-	-
	Ammoniacal Nitrogen as N	mg/L	0.002		0.02 <sup>#2</sup>	0.5	0.4	15.4	2.6
	Calcium	mg/L	0.2			12	-	914	-
	Chloride	mg/L	1	250 <sup>#1</sup>	250 <sup>#3</sup>	41	-	578	-
	Cyanide (Free)	µg/L	2.5	50 <sup>#1</sup>	1 <sup>#2</sup>	<20	-	<20	-
	Cyanide Total	µg/L	5	50 <sup>#1</sup>	1 <sup>#2</sup>	<20	-	<20	-
	cyanides-complex	µg/L	5	50 <sup>#1</sup>	1 <sup>#2</sup>	-	-	-	-
	Fluoride	µg/L	100	1500 <sup>#1</sup>	5000 <sup>#7</sup>	800	-	900	-
	Magnesium	mg/L	0.036			4	-	48	-
	Potassium	mg/L	0.2			12	-	117	-
Sodium	mg/L	0.076	200 <sup>#1</sup>		56	-	206	-	
Sulphate	mg/L	2	250(SO4) <sup>#17</sup>		59	-	1870	-	
Phenolics	Xylenols	µg/L	0.5			-	-	-	-
	Trimethylphenols	µg/L	0.5			<0.5	-	<0.5	-
	Cresol Total	µg/L	0.5			<0.5	-	<0.5	-
	Dimethylphenols	µg/L	0.5			<0.5	-	<0.5	-
	Phenol	µg/L	0.5	5800 <sup>#18</sup>	7.7 <sup>#2</sup>	12.7	-	1.3	-
Phenols Monohydric	µg/L	0.5			-	-	-	-	
Other	Temperature	°C				-	-	-	-
	Conductivity @ 25oC	mS/cm	0.01			0.415	-	4.19	-
	Conductivity @ 20oC	µS/cm	14			-	-	-	-
	pH (Lab)	pH Units	1	6.5-9.5 <sup>#1</sup>	6-8.5(MAC) <sup>#19</sup>	6-9(MAC) <sup>#19</sup>	8.2	-	8.3

Field_ID	Location_Code	Sample_Depth_Range	Sampled_Date_Time	Matrix_Description
OH07024-X-2.00-ES-191112	OH07024	2	12/11/2019	UK Drinking Water Standards
OH07024-X-3.00-ES-191112	OH07024	3	12/11/2019	UK Estuaries and coastal waters EQS
OH07024-X-3.00-ES-191112	OH07024	3	12/11/2019	UK Freshwater EQS
OH07024-X-4.00-ES-191112	OH07024	4	12/11/2019	
OH07024-X-4.00-ES-191112	OH07024	4	12/11/2019	
OH07024-X-5.00-ES-191112	OH07024	5	12/11/2019	

Chem_Group	ChemName	output unit	EQL

**Environmental Standards Comments**

- #1:Water Supply (Water Quality) Regulations 2016.
- #2:Water Framework Directive (Standards and Classification) Directions (England and Wales) 2015.
- #3:Operational Targets and EQS. EA, April 2018
- #4:Water Framework Directive (Standards & Classification) Directions (England & Wales) 2015. Dissolved fraction.
- #5:Water Framework Directive (Standards & Classification) Directions (England & Wales) 2015. Dissolved fraction. Lowest criteria presented (<40mg/l of CaCO3). See 'further assessment' if criteria exceeded and hardness (CaCO3) data available.
- #6:Water Framework Directive (Standards and Classification) Directions (England and Wales) 2015. Dissolved Fraction. If hexavalent chromium (CrVI) data is available, a value of 4.7µg/l may be appropriate for the remaining trivalent chromium (CrIII).
- #7:Operational Targets and EQS. EA, April 2018. Dissolved fraction.
- #8:Water Framework Directive (Standards and Classification) Directions (England and Wales) 2015. Dissolved Fraction. If DOC >1mg/l then a higher criteria applies (3.76\*(2.677\*(DOC2+0.5))
- #9:Water Framework Directive (Standards & Classification) Directions (England & Wales) 2015. Dissolved & bioavailable (bio) fraction plus background. M-BAT tool to assess: <http://wfd.uk.org/resources/river-lakes-metal-bioavailability-assessment-tool-m-bat>
- #10:Water Framework Directive (Standards and Classification) Directions (England and Wales) 2015. Dissolved Fraction. MAC adopted in absence of AA value.
- #11:Guidelines for Drinking-water Quality, 4th Edition. WHO, 2011. Informal value.
- #12:Operational Targets and EQS. EA, April 2018.
- #13:Operational Targets and EQS. EA, April 2018. Lowest criteria presented (<200mg/l CaCO3). See 'further assessment' values if criteria exceeded and hardness (CaCO3) data available.
- #14:Guidelines for Drinking-water Quality, 4th Edition. WHO, 2011. Based on taste rather than a formal guideline.
- #15:Water Framework Directive (Standards and Classification) Directions (England and Wales) 2015. Indicator of 'good' status (90%ile) - Ammonia standard for lakes and rivers (total ammonia as nitrogen).
- #16:Operational Targets and EQS. EA, April 2018. Dissolved fraction. Lowest criteria presented (<50 mg/l CaCO3). See 'further assessment' values if criteria exceeded and hardness (CaCO3) data available.
- #17:Water Supply (Water Quality) Regulations 2016. As SO4.
- #18:US EPA Regional Screening Levels, May 2019. <https://www.epa.gov/risk/regional-screening-levels-rsls-generic-tables>
- #19:Operational Targets and EQS. EA, April 2018. Maximum Allowable Concentration (MAC) adopted in absence of Annual Average (AA) value.

**Legend**

36.2	Results exceeds GAC.
<50	Results MDL is greater than GAC.
-	Determinand has not been tested for.

**Notes**

A range is given where a determinand has been analysed for by more than one method.



				Field_ID	OH07024-X-5.00-ES-191112	OH07024-X-6.00-ES-191112	OH07024-X-6.00-ES-191112	OH07024-X-7.00-ES-191112	OH07024-X-7.00-ES-191112	OH07024-X-8.00-ES-191113		
				Location_Code	OH07024	OH07024	OH07024	OH07024	OH07024	OH07024		
				Sample_Death_Range	5	6	6	7	7	8		
				Sampled_Date_Time	12/11/2019	12/11/2019	12/11/2019	12/11/2019	12/11/2019	13/11/2019		
				Matrix_Description								
				UK Drinking Water Standards								
				UK Estuaries and coastal waters EQS								
				UK Freshwater EQS								
Chem_Group	ChemName	output unit	EQL									
Metals	Antimony	µg/L	5 <sup>#1</sup>			5	-	3	-	7	1	
	Arsenic	µg/L	0.5	10 <sup>#1</sup>	25 <sup>#2</sup>	50 <sup>#2</sup>	3	2	-	4	12	
	Boron	µg/L	10	1000 <sup>#1</sup>	7000 <sup>#3</sup>	2000 <sup>#3</sup>	950	2200	-	1320	880	
	Cadmium	µg/L	0.02	5 <sup>#1</sup>	0.2 <sup>#4</sup>	0.08 <sup>#5</sup>	3.67	0.1	-	0.1	0.05	
	Chromium (hexavalent)	µg/L	3		0.6 <sup>#4</sup>	3.4 <sup>#4</sup>	<3	<3	-	<3	<3	
	Chromium	µg/L	1	50 <sup>#1</sup>	0.6 <sup>#4</sup>	3.4 <sup>#5</sup>	<1	<1	-	<1	1	
	Chromium (Trivalent)	µg/L	3		4.7 <sup>#4</sup>	-	-	-	-	-	-	
	Cobalt	µg/L	0.5		3 <sup>#7</sup>	3 <sup>#7</sup>	16	3	-	<1	<1	
	Copper	µg/L	0.3	2000 <sup>#1</sup>	3.76 <sup>#8</sup>	1(bio) <sup>#9</sup>	3	-	<1	-	<1	
	Lead	µg/L	0.2	10 <sup>#1</sup>	1.3 <sup>#4</sup>	1.2(bio) <sup>#9</sup>	<1	<1	-	<1	<1	
	Mercury	µg/L	0.01	1 <sup>#1</sup>	0.07(MAC) <sup>#10</sup>	0.07(MAC) <sup>#10</sup>	0.11	-	<0.03	-	<0.03	
	Molybdenum	µg/L	1	70 <sup>#11</sup>			7	27	-	58	30	
	Nickel	µg/L	0.4	20 <sup>#1</sup>	8.6 <sup>#4</sup>	4(bio) <sup>#9</sup>	25	-	<1	-	5	
	Selenium	µg/L	1	10 <sup>#1</sup>			<1	<1	-	<1	<1	
	Vanadium	µg/L	1		100 <sup>#12</sup>	20 <sup>#13</sup>	<1	<1	-	1	3	
Zinc	µg/L	1	3000 <sup>#14</sup>		10.9(bio) <sup>#9</sup>	402	-	3	-	2	3	
Inorganics	Available Phosphate	mg/l	6			-	-	-	-	-	-	
	Available Phosphorus	mg/l	2			-	-	-	-	-	-	
	Ammoniacal Nitrogen as N	mg/L	0.002		0.02 <sup>#2</sup>	0.6 <sup>#15</sup>	2.6	16.5	16.5	34.4	35.9	16.5
	Calcium	mg/L	0.2				829	-	63	200	34	
	Chloride	mg/L	1	250 <sup>#1</sup>		250 <sup>#3</sup>	223	-	125	-	383	1310
	Cyanide (Free)	µg/L	2.5	50 <sup>#1</sup>	1 <sup>#2</sup>	1 <sup>#2</sup>	<20	-	<20	-	<20	<20
	Cyanide Total	µg/L	5	50 <sup>#1</sup>	1 <sup>#2</sup>	1 <sup>#2</sup>	<20	-	<20	-	<20	<20
	cyanides-complex	µg/L	5	50 <sup>#1</sup>	1 <sup>#2</sup>	1 <sup>#2</sup>	-	-	-	-	-	-
	Fluoride	µg/L	100	1500 <sup>#1</sup>	5000 <sup>#7</sup>	1000 <sup>#16</sup>	<200	-	<200	-	400	1200
	Magnesium	mg/L	0.036				54	-	39	-	64	44
	Potassium	mg/L	0.2				44	-	82	-	90	57
Sodium	mg/L	0.076		200 <sup>#1</sup>		84	-	147	-	359	753	
Sulphate	mg/L	2	250(SO4) <sup>#17</sup>		400 <sup>#3</sup>	1860	-	433	-	934	27	
Phenolics	Xylenols	µg/L	0.5			-	-	-	-	-	-	
	Trimethylphenols	µg/L	0.5			<0.5	-	<0.5	-	<0.5	<0.5	
	Cresol Total	µg/L	0.5			<0.5	-	<0.5	-	<0.5	<0.5	
	Dimethylphenols	µg/L	0.5			<0.5	-	<0.5	-	<0.5	<0.5	
	Phenol	µg/L	0.5	5800 <sup>#18</sup>	7.7 <sup>#2</sup>	7.7 <sup>#2</sup>	<0.5	-	1	-	0.9	11.3
Phenols Monohydric	µg/L	0.5				<0.5	-	-	-	-	-	
Other	Temperature	°C				-	-	-	-	-	-	
	Conductivity @ 25oC	mS/cm	0.01			3.22	-	1.65	-	3.35	4.78	
	Conductivity @ 20oC	µS/cm	14			-	-	-	-	-	-	
	pH (Lab)	pH Units	1	6.5-9.5 <sup>#1</sup>	6-8.5(MAC) <sup>#19</sup>	6-9(MAC) <sup>#19</sup>	7.6	-	8.2	-	8	8.3

Field_ID	Location_Code	Sample_Depth_Range	Sampled_Date_Time	Matrix_Description
OH07024-X-5.00-ES-191112	OH07024	5	12/11/2019	UK Drinking Water Standards
OH07024-X-6.00-ES-191112	OH07024	6	12/11/2019	UK Estuaries and coastal waters EQS
OH07024-X-6.00-ES-191112	OH07024	6	12/11/2019	UK Freshwater EQS
OH07024-X-7.00-ES-191112	OH07024	7	12/11/2019	
OH07024-X-7.00-ES-191112	OH07024	7	12/11/2019	
OH07024-X-8.00-ES-191113	OH07024	8	13/11/2019	

Chem_Group	ChemName	output unit	EQL

**Environmental Standards Comments**

- #1:Water Supply (Water Quality) Regulations 2016.
- #2:Water Framework Directive (Standards and Classification) Directions (England and Wales) 2015.
- #3:Operational Targets and EQS. EA, April 2018
- #4:Water Framework Directive (Standards & Classification) Directions (England & Wales) 2015. Dissolved fraction.
- #5:Water Framework Directive (Standards & Classification) Directions (England & Wales) 2015. Dissolved fraction. Lowest criteria presented (<40mg/l of CaCO3). See 'further assessment' if criteria exceeded and hardness (CaCO3) data available.
- #6:Water Framework Directive (Standards and Classification) Directions (England and Wales) 2015. Dissolved Fraction. If hexavalent chromium (CrVI) data is available, a value of 4.7µg/l may be appropriate for the remaining trivalent chromium (CrIII).
- #7:Operational Targets and EQS. EA, April 2018. Dissolved fraction.
- #8:Water Framework Directive (Standards and Classification) Directions (England and Wales) 2015. Dissolved Fraction. If DOC >1mg/l then a higher criteria applies (3.76\*(2.677\*(DOC2+0.5))
- #9:Water Framework Directive (Standards & Classification) Directions (England & Wales) 2015. Dissolved & bioavailable (bio) fraction plus background. M-BAT tool to assess: <http://wfd.uk.org/resources/river-lakes-metal-bioavailability-assessment-tool-m-bat>
- #10:Water Framework Directive (Standards and Classification) Directions (England and Wales) 2015. Dissolved Fraction. MAC adopted in absence of AA value.
- #11:Guidelines for Drinking-water Quality, 4th Edition. WHO, 2011. Informal value.
- #12:Operational Targets and EQS. EA, April 2018.
- #13:Operational Targets and EQS. EA, April 2018. Lowest criteria presented (<200mg/l CaCO3). See 'further assessment' values if criteria exceeded and hardness (CaCO3) data available.
- #14:Guidelines for Drinking-water Quality, 4th Edition. WHO, 2011. Based on taste rather than a formal guideline.
- #15:Water Framework Directive (Standards and Classification) Directions (England and Wales) 2015. Indicator of 'good' status (90%ile) - Ammonia standard for lakes and rivers (total ammonia as nitrogen).
- #16:Operational Targets and EQS. EA, April 2018. Dissolved fraction. Lowest criteria presented (<50 mg/l CaCO3). See 'further assessment' values if criteria exceeded and hardness (CaCO3) data available.
- #17:Water Supply (Water Quality) Regulations 2016. As SO4.
- #18:US EPA Regional Screening Levels, May 2019. <https://www.epa.gov/risk/regional-screening-levels-rsls-generic-tables>
- #19:Operational Targets and EQS. EA, April 2018. Maximum Allowable Concentration (MAC) adopted in absence of Annual Average (AA) value.

**Legend**

36.2	Results exceeds GAC.
<50	Results MDL is greater than GAC.
-	Determinand has not been tested for.

**Notes**

A range is given where a determinand has been analysed for by more than one method.

				Field_ID	OH07026-X-0.05-ES-191016	OH07026-X-1.20-ES-191016	OH07026-X-10.70-ES-191028	OH07026-X-14.00-ES-191028	OH07026-X-2.20-ES-191022		
				Location_Code	OH07026	OH07026	OH07026	OH07026	OH07026		
				Sample_Death_Range	0.05	1.2	10.7	14	2.2		
				Sampled_Date_Time	16/10/2019	16/10/2019	28/10/2019	28/10/2019	22/10/2019		
				Matrix_Description							
				UK Drinking Water Standards							
				UK Estuaries and coastal waters EQS							
				UK Freshwater EQS							
Chem_Group	ChemName	output unit	EQL								
Metals	Antimony	µg/L	1	5 <sup>#1</sup>			<1	8	2	2	8
	Arsenic	µg/L	0.5	10 <sup>#1</sup>	25 <sup>#2</sup>	50 <sup>#2</sup>	<1	7	12	14	5
	Boron	µg/L	10	1000 <sup>#1</sup>	7000 <sup>#3</sup>	2000 <sup>#3</sup>	220	360	870	1160	230
	Cadmium	µg/L	0.02	5 <sup>#1</sup>	0.2 <sup>#4</sup>	0.08 <sup>#5</sup>	0.1	<0.02	0.04	0.04	<0.02
	Chromium (hexavalent)	µg/L	3		0.6 <sup>#4</sup>	3.4 <sup>#4</sup>	<3	<3	<3	<3	<3
	Chromium	µg/L	1	50 <sup>#1</sup>	0.6 <sup>#4</sup>	3.4 <sup>#5</sup>	<1	<1	<1	<1	<1
	Chromium (Trivalent)	µg/L	3		4.7 <sup>#4</sup>	4.7 <sup>#4</sup>	<3	<3	<1	<1	<1
	Cobalt	µg/L	0.5		3 <sup>#7</sup>	3 <sup>#7</sup>	<1	<1	<1	<1	<1
	Copper	µg/L	0.3	2000 <sup>#1</sup>	3.76 <sup>#8</sup>	1(bio) <sup>#9</sup>	3	21	<1	<1	6
	Lead	µg/L	0.2	10 <sup>#1</sup>	1.3 <sup>#4</sup>	1.2(bio) <sup>#9</sup>	<1	1	<1	<1	<1
	Mercury	µg/L	0.01	1 <sup>#1</sup>	0.07(MAC) <sup>#10</sup>	0.07(MAC) <sup>#10</sup>	<0.03	0.1	<0.03	<0.03	<0.03
	Molybdenum	µg/L	1	70 <sup>#11</sup>	2	2	2	53	17	16	22
	Nickel	µg/L	0.4	20 <sup>#1</sup>	8.6 <sup>#4</sup>	4(bio) <sup>#9</sup>	2	4	1	<1	2
	Selenium	µg/L	1	10 <sup>#1</sup>			6	8	<1	<1	9
	Vanadium	µg/L	1		100 <sup>#12</sup>	20 <sup>#13</sup>	<1	13	7	6	8
Zinc	µg/L	1	3000 <sup>#14</sup>		10.9(bio) <sup>#9</sup>	<2	<2	4	2	<2	
Inorganics	Available Phosphate	mg/l	6				-	-	-	-	-
	Available Phosphorus	mg/l	2				-	-	-	-	-
	Ammoniacal Nitrogen as N	mg/L	0.002		0.02 <sup>#2</sup>	0.6 <sup>#15</sup>	0.01	0.3	7.7	10.6	0.03
	Calcium	mg/L	0.2				193	739	34	31	282
	Chloride	mg/L	1	250 <sup>#1</sup>			2	80	1020	1410	18
	Cyanide (Free)	µg/L	2.5	50 <sup>#1</sup>	1 <sup>#2</sup>	250 <sup>#3</sup>	<20	<20	<20	<20	<20
	Cyanide Total	µg/L	5	50 <sup>#1</sup>	1 <sup>#2</sup>	1 <sup>#2</sup>	<20	<20	<20	<20	<20
	cyanides-complex	µg/L	5	50 <sup>#1</sup>	1 <sup>#2</sup>	1 <sup>#2</sup>	<20	<20	<20	<20	<20
	Fluoride	µg/L	100	1500 <sup>#1</sup>	5000 <sup>#7</sup>	1000 <sup>#16</sup>	400	900	700	600	500
	Magnesium	mg/L	0.036				58	36	46	52	5
	Potassium	mg/L	0.2				34	35	75	77	22
Sodium	mg/L	0.076		200 <sup>#1</sup>		48	129	698	855	57	
Sulphate	mg/L	2	250(SO4) <sup>#17</sup>		400 <sup>#3</sup>	773	2210	42	27	710	
Phenolics	Xylenols	µg/L	0.5				-	-	-	-	-
	Trimethylphenols	µg/L	0.5				<0.5	<0.5	<0.5	<0.5	<0.5
	Cresol Total	µg/L	0.5				<0.5	<0.5	<0.5	<0.5	<0.5
	Dimethylphenols	µg/L	0.5				<0.5	<0.5	<0.5	<0.5	<0.5
	Phenol	µg/L	0.5	5800 <sup>#18</sup>	7.7 <sup>#2</sup>	7.7 <sup>#2</sup>	<0.5	0.8	<0.5	<0.5	1.1
Phenols Monohydric	µg/L	0.5				<0.5	<0.5	<0.5	<0.5	<0.5	
Other	Temperature	°C					-	-	-	-	-
	Conductivity @ 25oC	mS/cm	0.01				1.41	2.88	3.87	4.99	1.37
	Conductivity @ 20oC	µS/cm	14				-	-	-	-	-
	pH (Lab)	pH Units	1	6.5-9.5 <sup>#1</sup>	6-8.5(MAC) <sup>#19</sup>	6-9(MAC) <sup>#19</sup>	8	8.6	8.2	8.2	8

Field_ID	OH07026-X-0.05-ES-191016	OH07026-X-1.20-ES-191016	OH07026-X-10.70-ES-191028	OH07026-X-14.00-ES-191028	OH07026-X-2.20-ES-191022
Location_Code	OH07026	OH07026	OH07026	OH07026	OH07026
Sample_Depth_Range	0.05	1.2	10.7	14	2.2
Sampled_Date_Time	16/10/2019	16/10/2019	28/10/2019	28/10/2019	22/10/2019
Matrix_Description	UK Drinking Water Standards	UK Estuaries and coastal waters EQS	UK Freshwater EQS		

Chem_Group	ChemName	output unit	EQL

**Environmental Standards Comments**

- #1:Water Supply (Water Quality) Regulations 2016.
- #2:Water Framework Directive (Standards and Classification) Directions (England and Wales) 2015.
- #3:Operational Targets and EQS. EA, April 2018
- #4:Water Framework Directive (Standards & Classification) Directions (England & Wales) 2015. Dissolved fraction.
- #5:Water Framework Directive (Standards & Classification) Directions (England & Wales) 2015. Dissolved fraction. Lowest criteria presented (<40mg/l of CaCO3). See 'further assessment' if criteria exceeded and hardness (CaCO3) data available.
- #6:Water Framework Directive (Standards and Classification) Directions (England and Wales) 2015. Dissolved Fraction. If hexavalent chromium (CrVI) data is available, a value of 4.7µg/l may be appropriate for the remaining trivalent chromium (CrIII).
- #7:Operational Targets and EQS. EA, April 2018. Dissolved fraction.
- #8:Water Framework Directive (Standards and Classification) Directions (England and Wales) 2015. Dissolved Fraction. If DOC >1mg/l then a higher criteria applies (3.76\*(2.677\*(DOC2+0.5))
- #9:Water Framework Directive (Standards & Classification) Directions (England & Wales) 2015. Dissolved & bioavailable (bio) fraction plus background. M-BAT tool to assess: <http://wfd.uk.org/resources/river-lakes-metal-bioavailability-assessment-tool-m-bat>
- #10:Water Framework Directive (Standards and Classification) Directions (England and Wales) 2015. Dissolved Fraction. MAC adopted in absence of AA value.
- #11:Guidelines for Drinking-water Quality, 4th Edition. WHO, 2011. Informal value.
- #12:Operational Targets and EQS. EA, April 2018.
- #13:Operational Targets and EQS. EA, April 2018. Lowest criteria presented (<200mg/l CaCO3). See 'further assessment' values if criteria exceeded and hardness (CaCO3) data available.
- #14:Guidelines for Drinking-water Quality, 4th Edition. WHO, 2011. Based on taste rather than a formal guideline.
- #15:Water Framework Directive (Standards and Classification) Directions (England and Wales) 2015. Indicator of 'good' status (90%ile) - Ammonia standard for lakes and rivers (total ammonia as nitrogen).
- #16:Operational Targets and EQS. EA, April 2018. Dissolved fraction. Lowest criteria presented (<50 mg/l CaCO3). See 'further assessment' values if criteria exceeded and hardness (CaCO3) data available.
- #17:Water Supply (Water Quality) Regulations 2016. As SO4.
- #18:US EPA Regional Screening Levels, May 2019. <https://www.epa.gov/risk/regional-screening-levels-rsls-generic-tables>
- #19:Operational Targets and EQS. EA, April 2018. Maximum Allowable Concentration (MAC) adopted in absence of Annual Average (AA) value.

**Legend**

36.2	Results exceeds GAC.
<50	Results MDL is greater than GAC.
-	Determinand has not been tested for.

**Notes**

A range is given where a determinand has been analysed for by more than one method.

		Field_ID	OH07026-X-22.90-ES-191030	OH07026-X-22.90-ES-191030	OH07026-X-23.90-ES-191031	OH07026-X-26.10-ES-191031	OH07026-X-28.80-ES-191105	
		Location_Code	OH07026	OH07026	OH07026	OH07026	OH07026	
		Sample_Death_Range	22.9	22.9	23.9	26.1	28.8	
		Sampled_Date_Time	30/10/2019	30/10/2019	31/10/2019	31/10/2019	05/11/2019	
		Matrix_Description						
		UK Drinking Water Standards	UK Estuaries and coastal waters EQS	UK Freshwater EQS				
Chem_Group	ChemName	output unit	EQL					
Metals	Antimony	µg/L	1	5 <sup>#1</sup>	<1	2	1	<1
	Arsenic	µg/L	0.5	10 <sup>#1</sup>	2	3	4	<1
	Boron	µg/L	10	1000 <sup>#1</sup>	800	720	600	110
	Cadmium	µg/L	0.02	5 <sup>#1</sup>	0.08 <sup>#5</sup>	<0.02	<0.02	<0.02
	Chromium (hexavalent)	µg/L	3	0.6 <sup>#4</sup>	<3	<3	<3	<3
	Chromium	µg/L	1	50 <sup>#1</sup>	0.6 <sup>#4</sup>	3.4 <sup>#4</sup>	3.4 <sup>#6</sup>	<1
	Chromium (Trivalent)	µg/L	3		4.7 <sup>#4</sup>	<1	<1	<1
	Cobalt	µg/L	0.5		3 <sup>#7</sup>	-	-	-
	Copper	µg/L	0.3	2000 <sup>#1</sup>	3.76 <sup>#8</sup>	1(bio) <sup>#9</sup>	1(bio) <sup>#9</sup>	<1
	Lead	µg/L	0.2	10 <sup>#1</sup>	1.3 <sup>#4</sup>	1.2(bio) <sup>#9</sup>	1.2(bio) <sup>#9</sup>	<1
	Mercury	µg/L	0.01	1 <sup>#1</sup>	0.07(MAC) <sup>#10</sup>	0.07(MAC) <sup>#10</sup>	0.04	0.04
	Molybdenum	µg/L	1	70 <sup>#11</sup>	11	37	17	40
	Nickel	µg/L	0.4	20 <sup>#1</sup>	8.6 <sup>#4</sup>	4(bio) <sup>#9</sup>	1	1
	Selenium	µg/L	1	10 <sup>#1</sup>		<1	<1	<1
	Vanadium	µg/L	1		100 <sup>#12</sup>	20 <sup>#13</sup>	5	6
Zinc	µg/L	1	3000 <sup>#14</sup>		5	5	7	
Inorganics	Available Phosphate	mg/l	6		-	-	-	-
	Available Phosphorus	mg/l	2		-	-	-	-
	Ammoniacal Nitrogen as N	mg/L	0.002		0.02 <sup>#2</sup>	0.6 <sup>#15</sup>	12.1	17.1
	Calcium	mg/L	0.2			16	27	35
	Chloride	mg/L	1	250 <sup>#1</sup>		250 <sup>#3</sup>	725	1230
	Cyanide (Free)	µg/L	2.5	50 <sup>#1</sup>	1 <sup>#2</sup>	20	<20	<20
	Cyanide Total	µg/L	5	50 <sup>#1</sup>	1 <sup>#2</sup>	20	<20	<20
	cyanides-complex	µg/L	5	50 <sup>#1</sup>	1 <sup>#2</sup>	-	-	-
	Fluoride	µg/L	100	1500 <sup>#1</sup>	5000 <sup>#7</sup>	300	300	300
	Magnesium	mg/L	0.036			27	50	60
	Potassium	mg/L	0.2			55	82	77
Sodium	mg/L	0.076	200 <sup>#1</sup>		536	729	736	
Sulphate	mg/L	2	250(SO4) <sup>#17</sup>		22	38	35	
Phenolics	Xylenols	µg/L	0.5		-	-	-	-
	Trimethylphenols	µg/L	0.5		<0.5	<0.5	<0.5	<0.5
	Cresol Total	µg/L	0.5		<0.5	<0.5	<0.5	<0.5
	Dimethylphenols	µg/L	0.5		<0.5	<0.5	<0.5	<0.5
	Phenol	µg/L	0.5	5800 <sup>#18</sup>	7.7 <sup>#2</sup>	7.7 <sup>#2</sup>	9.1	7.6
Phenols Monohydric	µg/L	0.5					2.8	
Other	Temperature	°C			-	-	-	-
	Conductivity @ 25oC	mS/cm	0.01		2.89	4.42	4.19	0.708
	Conductivity @ 20oC	µS/cm	14		-	-	-	-
	pH (Lab)	pH Units	1	6.5-9.5 <sup>#1</sup>	6-8.5(MAC) <sup>#19</sup>	6-9(MAC) <sup>#19</sup>	8.1	8

Field_ID	OH07026-X-22.90-ES-191030	OH07026-X-22.90-ES-191030	OH07026-X-23.90-ES-191031	OH07026-X-26.10-ES-191031	OH07026-X-28.80-ES-191105
Location_Code	OH07026	OH07026	OH07026	OH07026	OH07026
Sample_Depth_Range	22.9	22.9	23.9	26.1	28.8
Sampled_Date_Time	30/10/2019	30/10/2019	31/10/2019	31/10/2019	05/11/2019
Matrix_Description	UK Drinking Water Standards	UK Estuaries and coastal waters EQS	UK Freshwater EQS		

Chem_Group	ChemName	output unit	EQL

**Environmental Standards Comments**

- #1:Water Supply (Water Quality) Regulations 2016.
- #2:Water Framework Directive (Standards and Classification) Directions (England and Wales) 2015.
- #3:Operational Targets and EQS. EA, April 2018
- #4:Water Framework Directive (Standards & Classification) Directions (England & Wales) 2015. Dissolved fraction.
- #5:Water Framework Directive (Standards & Classification) Directions (England & Wales) 2015. Dissolved fraction. Lowest criteria presented (<40mg/l of CaCO3). See 'further assessment' if criteria exceeded and hardness (CaCO3) data available.
- #6:Water Framework Directive (Standards and Classification) Directions (England and Wales) 2015. Dissolved Fraction. If hexavalent chromium (CrVI) data is available, a value of 4.7µg/l may be appropriate for the remaining trivalent chromium (CrIII).
- #7:Operational Targets and EQS. EA, April 2018. Dissolved fraction.
- #8:Water Framework Directive (Standards and Classification) Directions (England and Wales) 2015. Dissolved Fraction. If DOC >1mg/l then a higher criteria applies (3.76\*(2.677\*(DOC2+0.5))
- #9:Water Framework Directive (Standards & Classification) Directions (England & Wales) 2015. Dissolved & bioavailable (bio) fraction plus background. M-BAT tool to assess: <http://wfd.uk.org/resources/river-lakes-metal-bioavailability-assessment-tool-m-bat>
- #10:Water Framework Directive (Standards and Classification) Directions (England and Wales) 2015. Dissolved Fraction. MAC adopted in absence of AA value.
- #11:Guidelines for Drinking-water Quality, 4th Edition. WHO, 2011. Informal value.
- #12:Operational Targets and EQS. EA, April 2018.
- #13:Operational Targets and EQS. EA, April 2018. Lowest criteria presented (<200mg/l CaCO3). See 'further assessment' values if criteria exceeded and hardness (CaCO3) data available.
- #14:Guidelines for Drinking-water Quality, 4th Edition. WHO, 2011. Based on taste rather than a formal guideline.
- #15:Water Framework Directive (Standards and Classification) Directions (England and Wales) 2015. Indicator of 'good' status (90%ile) - Ammonia standard for lakes and rivers (total ammonia as nitrogen).
- #16:Operational Targets and EQS. EA, April 2018. Dissolved fraction. Lowest criteria presented (<50 mg/l CaCO3). See 'further assessment' values if criteria exceeded and hardness (CaCO3) data available.
- #17:Water Supply (Water Quality) Regulations 2016. As SO4.
- #18:US EPA Regional Screening Levels, May 2019. <https://www.epa.gov/risk/regional-screening-levels-rsls-generic-tables>
- #19:Operational Targets and EQS. EA, April 2018. Maximum Allowable Concentration (MAC) adopted in absence of Annual Average (AA) value.

**Legend**

36.2	Results exceeds GAC.
<50	Results MDL is greater than GAC.
-	Determinand has not been tested for.

**Notes**

A range is given where a determinand has been analysed for by more than one method.

		Field_ID	OH07026-X-28.80-ES-191105	OH07026-X-29.55-ES-191115	OH07026-X-3.20-ES-191022	OH07026-X-4.65-ES-191023	OH07026-X-45.90-ES-191118				
		Location_Code	OH07026	OH07026	OH07026	OH07026	OH07026				
		Sample_DePTH_Range	28.8	29.55	3.2	4.65	45.9				
		Sampled_Date_Time	05/11/2019	15/11/2019	22/10/2019	23/10/2019	19/11/2019				
		Matrix_Description									
		UK Drinking Water Standards	UK Estuaries and coastal waters EQS	UK Freshwater EQS							
Chem_Group	ChemName	output unit	EQL								
Metals	Antimony	µg/L	1	5 <sup>#1</sup>	<1	8	20	15	<1		
	Arsenic	µg/L	0.5	10 <sup>#1</sup>	<1	<1	7	5	<1		
	Boron	µg/L	10	1000 <sup>#1</sup>	2000 <sup>#3</sup>	240	190	690	1080	180	
	Cadmium	µg/L	0.02	5 <sup>#1</sup>	0.2 <sup>#4</sup>	<0.02	<0.02	<0.02	0.39	<0.02	
	Chromium (hexavalent)	µg/L	3		0.6 <sup>#4</sup>	<3	12	<3	<3	<3	
	Chromium	µg/L	1	50 <sup>#1</sup>	0.6 <sup>#4</sup>	<1	<1	<1	<1	<1	
	Chromium (Trivalent)	µg/L	3		4.7 <sup>#4</sup>	-	<3	-	<3	<3	
	Cobalt	µg/L	0.5		3 <sup>#7</sup>	<1	<1	1	9	<1	
	Copper	µg/L	0.3	2000 <sup>#1</sup>	3.76 <sup>#8</sup>	<1	2	4	21	<1	
	Lead	µg/L	0.2	10 <sup>#1</sup>	1.3 <sup>#4</sup>	<1	<1	4	7	<1	
	Mercury	µg/L	0.01	1 <sup>#1</sup>	0.07(MAC) <sup>#10</sup>	0.07(MAC) <sup>#10</sup>	<0.03	<0.03	0.06	<0.03	
	Molybdenum	µg/L	1	70 <sup>#11</sup>	12	12	9	85	14	10	
	Nickel	µg/L	0.4	20 <sup>#1</sup>	8.6 <sup>#4</sup>	4(hin) <sup>#9</sup>	<1	1	9	20	1
	Selenium	µg/L	1	10 <sup>#1</sup>	<1	<1	<1	2	<1	<1	
	Vanadium	µg/L	1		100 <sup>#12</sup>	20 <sup>#13</sup>	<1	<1	3	2	<1
	Zinc	µg/L	1	3000 <sup>#14</sup>		10.9(bin) <sup>#9</sup>	2	3	15	490	3
Inorganics	Available Phosphate	mg/l	6			-	-	-	-	-	
	Available Phosphorus	mg/l	2			-	-	-	-	-	
	Ammoniacal Nitrogen as N	mg/L	0.002		0.02 <sup>#2</sup>	0.6 <sup>#15</sup>	1.6	0.6	12.6	14.1	0.5
	Calcium	mg/L	0.2				29	28	241	714	39
	Chloride	mg/L	1	250 <sup>#1</sup>			484	350	54	69	503
	Cyanide (Free)	µg/L	2.5	50 <sup>#1</sup>	1 <sup>#2</sup>	1 <sup>#2</sup>	<20	<20	<20	<20	<20
	Cyanide Total	µg/L	5	50 <sup>#1</sup>	1 <sup>#2</sup>	1 <sup>#2</sup>	<20	<20	<20	<20	<20
	cyanides-complex	µg/L	5	50 <sup>#1</sup>	1 <sup>#2</sup>	1 <sup>#2</sup>	-	-	-	-	-
	Fluoride	µg/L	100	1500 <sup>#1</sup>	5000 <sup>#7</sup>	1000 <sup>#16</sup>	300	300	600	300	500
	Magnesium	mg/L	0.036				28	22	14	42	30
	Potassium	mg/L	0.2				27	15	53	94	18
	Sodium	mg/L	0.076				299	234	79	83	333
Sulphate	mg/L	2	250(SO4) <sup>#17</sup>		400 <sup>#3</sup>	53	61	649	1780	61	
Phenolics	Xylenols	µg/L	0.5			-	-	-	-	-	
	Trimethylphenols	µg/L	0.5			<0.5	<0.5	<0.5	<0.5	<0.5	
	Cresol Total	µg/L	0.5			<0.5	<0.5	<0.5	<0.5	<0.5	
	Dimethylphenols	µg/L	0.5			<0.5	<0.5	<0.5	<0.5	<0.5	
	Phenol	µg/L	0.5	5800 <sup>#18</sup>	7.7 <sup>#2</sup>	7.7 <sup>#2</sup>	1	<0.5	4.2	5.6	<0.5
Phenols Monohydric	µg/L	0.5				-	-	-	-	-	
Other	Temperature	°C				-	-	-	-	-	
	Conductivity @ 25oC	mS/cm	0.01			1.92	1.56	1.59	3.06	2.02	
	Conductivity @ 20oC	µS/cm	14			-	-	-	-	-	
	pH (Lab)	pH Units	1	6.5-9.5 <sup>#1</sup>	6-8.5(MAC) <sup>#19</sup>	6-9(MAC) <sup>#19</sup>	8	7.8	7.8	7.7	7.8

Field_ID	OH07026-X-28.80-ES-191105	OH07026-X-29.55-ES-191115	OH07026-X-3.20-ES-191022	OH07026-X-4.65-ES-191023	OH07026-X-45.90-ES-191118
Location_Code	OH07026	OH07026	OH07026	OH07026	OH07026
Sample_Depth_Range	28.8	29.55	3.2	4.65	45.9
Sampled_Date_Time	05/11/2019	15/11/2019	22/10/2019	23/10/2019	19/11/2019
Matrix_Description	UK Drinking Water Standards	UK Estuaries and coastal waters EQS	UK Freshwater EQS		

Chem_Group	ChemName	output unit	EQL

**Environmental Standards Comments**

- #1:Water Supply (Water Quality) Regulations 2016.
- #2:Water Framework Directive (Standards and Classification) Directions (England and Wales) 2015.
- #3:Operational Targets and EQS. EA, April 2018
- #4:Water Framework Directive (Standards & Classification) Directions (England & Wales) 2015. Dissolved fraction.
- #5:Water Framework Directive (Standards & Classification) Directions (England & Wales) 2015. Dissolved fraction. Lowest criteria presented (<40mg/l of CaCO3). See 'further assessment' if criteria exceeded and hardness (CaCO3) data available.
- #6:Water Framework Directive (Standards and Classification) Directions (England and Wales) 2015. Dissolved Fraction. If hexavalent chromium (CrVI) data is available, a value of 4.7µg/l may be appropriate for the remaining trivalent chromium (CrIII).
- #7:Operational Targets and EQS. EA, April 2018. Dissolved fraction.
- #8:Water Framework Directive (Standards and Classification) Directions (England and Wales) 2015. Dissolved Fraction. If DOC >1mg/l then a higher criteria applies (3.76\*(2.677\*(DOC2+0.5)))
- #9:Water Framework Directive (Standards & Classification) Directions (England & Wales) 2015. Dissolved & bioavailable (bio) fraction plus background. M-BAT tool to assess: <http://wfd.uk.org/resources/river-lakes-metal-bioavailability-assessment-tool-m-bat>
- #10:Water Framework Directive (Standards and Classification) Directions (England and Wales) 2015. Dissolved Fraction. MAC adopted in absence of AA value.
- #11:Guidelines for Drinking-water Quality, 4th Edition. WHO, 2011. Informal value.
- #12:Operational Targets and EQS. EA, April 2018.
- #13:Operational Targets and EQS. EA, April 2018. Lowest criteria presented (<200mg/l CaCO3). See 'further assessment' values if criteria exceeded and hardness (CaCO3) data available.
- #14:Guidelines for Drinking-water Quality, 4th Edition. WHO, 2011. Based on taste rather than a formal guideline.
- #15:Water Framework Directive (Standards and Classification) Directions (England and Wales) 2015. Indicator of 'good' status (90%ile) - Ammonia standard for lakes and rivers (total ammonia as nitrogen).
- #16:Operational Targets and EQS. EA, April 2018. Dissolved fraction. Lowest criteria presented (<50 mg/l CaCO3). See 'further assessment' values if criteria exceeded and hardness (CaCO3) data available.
- #17:Water Supply (Water Quality) Regulations 2016. As SO4.
- #18:US EPA Regional Screening Levels, May 2019. <https://www.epa.gov/risk/regional-screening-levels-rsls-generic-tables>
- #19:Operational Targets and EQS. EA, April 2018. Maximum Allowable Concentration (MAC) adopted in absence of Annual Average (AA) value.

**Legend**

36.2	Results exceeds GAC.
<50	Results MDL is greater than GAC.
-	Determinand has not been tested for.

**Notes**

A range is given where a determinand has been analysed for by more than one method.



				Field_ID	OH7026-X-5.20-ES-191023	OH7026-X-6.20-ES-191023	OH7026-X-6.65-ES-191023	OH7034-X-2.70-ES-191017	OH7034-X-24.00-ES-191023	OH7034-X-3.60-ES-191017		
				Location_Code	OH7026	OH7026	OH7026	OH7034	OH7034	OH7034		
				Sample_Death_Range	5.2	6.2	6.65	2.7	24	3.6		
				Sampled_Date_Time	23/10/2019	23/10/2019	23/10/2019	17/10/2019	23/10/2019	17/10/2019		
				Matrix_Description								
				UK Drinking Water Standards	UK Estuaries and coastal waters EQS	UK Freshwater EQS						
Chem_Group	ChemName	output unit	EQL									
Metals	Antimony	µg/L	1	5 <sup>#1</sup>			5	4	5	24	2	4
	Arsenic	µg/L	0.5	10 <sup>#1</sup>	25 <sup>#2</sup>	50 <sup>#2</sup>	3	7	14	16	2	3
	Boron	µg/L	10	1000 <sup>#1</sup>	7000 <sup>#3</sup>	2000 <sup>#3</sup>	2620	3530	1320	190	110	1950
	Cadmium	µg/L	0.02	5 <sup>#1</sup>	0.2 <sup>#4</sup>	0.08 <sup>#5</sup>	<0.02	<0.02	<0.02	<0.02	<0.02	0.2
	Chromium (hexavalent)	µg/L	3		0.6 <sup>#4</sup>	3.4 <sup>#4</sup>	<3	<3	<3	<3	<3	<3
	Chromium	µg/L	1	50 <sup>#1</sup>	0.6 <sup>#4</sup>	3.4 <sup>#6</sup>	<1	<1	<1	1	<1	<1
	Chromium (Trivalent)	µg/L	3		4.7 <sup>#4</sup>	-	-	-	-	-	-	-
	Cobalt	µg/L	0.5		3 <sup>#7</sup>	3 <sup>#7</sup>	9	1	1	<1	<1	17
	Copper	µg/L	0.3	2000 <sup>#1</sup>	3.76 <sup>#8</sup>	1(bio) <sup>#9</sup>	<1	<1	<1	10	<1	4
	Lead	µg/L	0.2	10 <sup>#1</sup>	1.3 <sup>#4</sup>	1.2(bio) <sup>#9</sup>	<1	<1	<1	<1	<1	2
	Mercury	µg/L	0.01	1 <sup>#1</sup>	0.07(MAC) <sup>#10</sup>	0.07(MAC) <sup>#10</sup>	<0.03	<0.03	<0.03	<0.03	<0.03	<0.03
	Molybdenum	µg/L	1	70 <sup>#11</sup>			28	115	42	50	28	15
	Nickel	µg/L	0.4	20 <sup>#1</sup>	8.6 <sup>#4</sup>	4(bio) <sup>#9</sup>	16	8	1	5	2	19
	Selenium	µg/L	1	10 <sup>#1</sup>			<1	<1	<1	11	<1	<1
Vanadium	µg/L	1		100 <sup>#12</sup>	20 <sup>#13</sup>	<1	<1	6	70	2	<1	
Zinc	µg/L	1	3000 <sup>#14</sup>		10.9(bio) <sup>#9</sup>	240	94	6	<2	3	243	
Inorganics	Available Phosphate	mg/l	6				-	-	-	-	-	-
	Available Phosphorus	mg/l	2				-	-	-	-	-	-
	Ammoniacal Nitrogen as N	mg/L	0.002		0.02 <sup>#2</sup>	0.6 <sup>#15</sup>	17.8	33.7	50.8	2.2	2.2	3.2
	Calcium	mg/L	0.2				690	752	92	124	16	683
	Chloride	mg/L	1	250 <sup>#1</sup>		250 <sup>#3</sup>	189	383	1780	48	158	52
	Cyanide (Free)	µg/L	2.5	50 <sup>#1</sup>	1 <sup>#2</sup>	1 <sup>#2</sup>	<20	<20	<20	<20	<20	<20
	Cyanide Total	µg/L	5	50 <sup>#1</sup>	1 <sup>#2</sup>	1 <sup>#2</sup>	<20	<20	<20	<20	<20	<20
	cyanides-complex	µg/L	5	50 <sup>#1</sup>	1 <sup>#2</sup>	1 <sup>#2</sup>	-	-	-	-	-	-
	Fluoride	µg/L	100	1500 <sup>#1</sup>	5000 <sup>#7</sup>	1000 <sup>#16</sup>	200	200	600	1200	500	200
	Magnesium	mg/L	0.036				86	116	128	2	9	43
	Potassium	mg/L	0.2				71	88	163	24	13	54
Sodium	mg/L	0.076		200 <sup>#1</sup>		176	315	1130	109	113	89	
Sulphate	mg/L	2	250(SO4) <sup>#17</sup>		400 <sup>#3</sup>	2050	2330	350	457	39	1990	
Phenolics	Xylenols	µg/L	0.5				-	-	-	-	-	-
	Trimethylphenols	µg/L	0.5				<0.5	<0.5	<0.5	<0.5	<0.5	<0.5
	Cresol Total	µg/L	0.5				<0.5	<0.5	<0.5	<0.5	<0.5	<0.5
	Dimethylphenols	µg/L	0.5				<0.5	<0.5	<0.5	<0.5	<0.5	<0.5
	Phenol	µg/L	0.5	5800 <sup>#18</sup>	7.7 <sup>#2</sup>	7.7 <sup>#2</sup>	<0.5	<0.5	3.7	2.4	1.4	1
Phenols Monohydric	µg/L	0.5				<0.5	<0.5	3.7	2.4	1.4	1	
Other	Temperature	°C					-	-	-	-	-	-
	Conductivity @ 25oC	mS/cm	0.01				3.67	4.53	7.31	1.1	0.786	2.86
	Conductivity @ 20oC	µS/cm	14				-	-	-	-	-	-
	pH (Lab)	pH Units	1	6.5-9.5 <sup>#1</sup>	6-8.5(MAC) <sup>#19</sup>	6-9(MAC) <sup>#19</sup>	7.4	7.4	8	9.5	8.2	7.3

Field_ID	OH07026-X-5.20-ES-191023	OH07026-X-6.20-ES-191023	OH07026-X-6.65-ES-191023	OH07034-X-2.70-ES-191017	OH07034-X-24.00-ES-191023	OH07034-X-3.60-ES-191017
Location_Code	OH07026	OH07026	OH07026	OH07034	OH07034	OH07034
Sample_Depth_Range	5.2	6.2	6.65	2.7	24	3.6
Sampled_Date_Time	23/10/2019	23/10/2019	23/10/2019	17/10/2019	23/10/2019	17/10/2019
Matrix_Description	UK Drinking Water Standards	UK Estuaries and coastal waters EQS	UK Freshwater EQS			

Chem_Group	ChemName	output unit	EQL

**Environmental Standards Comments**

- #1:Water Supply (Water Quality) Regulations 2016.
- #2:Water Framework Directive (Standards and Classification) Directions (England and Wales) 2015.
- #3:Operational Targets and EQS. EA, April 2018
- #4:Water Framework Directive (Standards & Classification) Directions (England & Wales) 2015. Dissolved fraction.
- #5:Water Framework Directive (Standards & Classification) Directions (England & Wales) 2015. Dissolved fraction. Lowest criteria presented (<40mg/l of CaCO3). See 'further assessment' if criteria exceeded and hardness (CaCO3) data available.
- #6:Water Framework Directive (Standards and Classification) Directions (England and Wales) 2015. Dissolved Fraction. If hexavalent chromium (CrVI) data is available, a value of 4.7µg/l may be appropriate for the remaining trivalent chromium (CrIII).
- #7:Operational Targets and EQS. EA, April 2018. Dissolved fraction.
- #8:Water Framework Directive (Standards and Classification) Directions (England and Wales) 2015. Dissolved Fraction. If DOC >1mg/l then a higher criteria applies (3.76\*(2.677\*(DOC2+0.5))
- #9:Water Framework Directive (Standards & Classification) Directions (England & Wales) 2015. Dissolved & bioavailable (bio) fraction plus background. M-BAT tool to assess: <http://wfd.uk.org/resources/river-lakes-metal-bioavailability-assessment-tool-m-bat>
- #10:Water Framework Directive (Standards and Classification) Directions (England and Wales) 2015. Dissolved Fraction. MAC adopted in absence of AA value.
- #11:Guidelines for Drinking-water Quality, 4th Edition. WHO, 2011. Informal value.
- #12:Operational Targets and EQS. EA, April 2018.
- #13:Operational Targets and EQS. EA, April 2018. Lowest criteria presented (<200mg/l CaCO3). See 'further assessment' values if criteria exceeded and hardness (CaCO3) data available.
- #14:Guidelines for Drinking-water Quality, 4th Edition. WHO, 2011. Based on taste rather than a formal guideline.
- #15:Water Framework Directive (Standards and Classification) Directions (England and Wales) 2015. Indicator of 'good' status (90%ile) - Ammonia standard for lakes and rivers (total ammonia as nitrogen).
- #16:Operational Targets and EQS. EA, April 2018. Dissolved fraction. Lowest criteria presented (<50 mg/l CaCO3). See 'further assessment' values if criteria exceeded and hardness (CaCO3) data available.
- #17:Water Supply (Water Quality) Regulations 2016. As SO4.
- #18:US EPA Regional Screening Levels, May 2019. <https://www.epa.gov/risk/regional-screening-levels-rsls-generic-tables>
- #19:Operational Targets and EQS. EA, April 2018. Maximum Allowable Concentration (MAC) adopted in absence of Annual Average (AA) value.

**Legend**

36.2	Results exceeds GAC.
<50	Results MDL is greater than GAC.
-	Determinand has not been tested for.

**Notes**

A range is given where a determinand has been analysed for by more than one method.

				Field_ID	OH07034-X-5.40-ES-191017	OH07034-X-6.50-ES-191018	OH07035-X-0.05-ES-191107	OH07035-X-0.50-ES-191107	OH07035-X-1.00-ES-191107	OH07035-X-10.00-ES-191112		
				Location_Code	OH07034	OH07034	OH07035	OH07035	OH07035	OH07035		
				Sample_DePTH_Range	5.4	6.5	0.05	0.5	1	10		
				Sampled_Date_Time	17/10/2019	18/10/2019	07/11/2019	07/11/2019	07/11/2019	12/11/2019		
				Matrix_Description								
				UK Drinking Water Standards								
				UK Estuaries and coastal waters EQS								
				UK Freshwater EQS								
Chem_Group	ChemName	output unit	EQI									
Metals	Antimony	µg/L	1	5 <sup>#1</sup>			4	5	<1	3	2	-
	Arsenic	µg/L	0.5	10 <sup>#1</sup>	25 <sup>#2</sup>	50 <sup>#2</sup>	4	60	<1	8	2	-
	Boron	µg/L	10	1000 <sup>#1</sup>	7000 <sup>#3</sup>	2000 <sup>#3</sup>	3810	1570	610	400	230	-
	Cadmium	µg/L	0.02	5 <sup>#1</sup>	0.2 <sup>#4</sup>	0.08 <sup>#5</sup>	<0.02	<0.02	<0.02	<0.02	<0.02	-
	Chromium (hexavalent)	µg/L	3		0.6 <sup>#4</sup>	3.4 <sup>#4</sup>	<3	<3	<3	<3	<3	-
	Chromium	µg/L	1	50 <sup>#1</sup>	0.6 <sup>#4</sup>	3.4 <sup>#6</sup>	<1	2	<1	<1	<1	-
	Chromium (Trivalent)	µg/L	3			4.7 <sup>#4</sup>	-	-	<3	<3	<3	-
	Cobalt	µg/L	0.5		3 <sup>#7</sup>	3 <sup>#7</sup>	1	<1	<1	<1	2	-
	Copper	µg/L	0.3	2000 <sup>#1</sup>	3.76 <sup>#8</sup>	1(bio) <sup>#9</sup>	<1	2	<1	<1	<1	-
	Lead	µg/L	0.2	10 <sup>#1</sup>	1.3 <sup>#4</sup>	1.2(bio) <sup>#9</sup>	<1	3	<1	<1	<1	-
	Mercury	µg/L	0.01	1 <sup>#1</sup>	0.07(MAC) <sup>#10</sup>	0.07(MAC) <sup>#10</sup>	<0.03	<0.03	<0.03	<0.03	<0.03	-
	Molybdenum	µg/L	1	70 <sup>#11</sup>			96	42	8	47	16	-
	Nickel	µg/L	0.4	20 <sup>#1</sup>	8.6 <sup>#4</sup>	4(bio) <sup>#9</sup>	4	2	3	<1	7	-
	Selenium	µg/L	1	10 <sup>#1</sup>			<1	<1	10	8	21	-
	Vanadium	µg/L	1		100 <sup>#12</sup>	20 <sup>#13</sup>	<1	5	<1	16	<1	-
	Zinc	µg/L	1	3000 <sup>#14</sup>		10.9(bio) <sup>#9</sup>	4	5	<2	<2	<2	-
Inorganics	Available Phosphate	mg/l	6				-	-	-	-	-	-
	Available Phosphorus	mg/l	2				-	-	-	-	-	-
	Ammoniacal Nitrogen as N	mg/L	0.002		0.02 <sup>#2</sup>	0.6 <sup>#15</sup>	55.7	53.2	0.04	1.5	0.4	9.7 - 12.3
	Calcium	mg/L	0.2				657	51	130	94	155	-
	Chloride	mg/L	1	250 <sup>#1</sup>			494	929	13	26	7	-
	Cyanide (Free)	µg/L	2.5	50 <sup>#1</sup>	1 <sup>#2</sup>	250 <sup>#3</sup>	<20	<20	<20	<20	<20	-
	Cyanide Total	µg/L	5	50 <sup>#1</sup>	1 <sup>#2</sup>	1 <sup>#2</sup>	<20	<20	<20	<20	<20	-
	Cyanides-complex	µg/L	5	50 <sup>#1</sup>	1 <sup>#2</sup>	1 <sup>#2</sup>	-	-	-	-	-	-
	Fluoride	µg/L	100	1500 <sup>#1</sup>	5000 <sup>#7</sup>	1000 <sup>#16</sup>	300	600	400	800	700	-
	Magnesium	mg/L	0.036				156	73	32	4	87	-
	Potassium	mg/L	0.2				132	108	34	24	48	-
Sodium	mg/L	0.076		200 <sup>#1</sup>		413	653	93	82	84	-	
Sulphate	mg/L	2	250(SO4) <sup>#17</sup>		400 <sup>#3</sup>	2680	194	553	428	883	-	
Phenolics	Xylenols	µg/L	0.5				-	-	-	-	-	-
	Trimethylphenols	µg/L	0.5				<0.5	<5	<0.5	<0.5	<0.5	-
	Cresol Total	µg/L	0.5				<0.5	<5	<0.5	<0.5	<0.5	-
	Dimethylphenols	µg/L	0.5				<0.5	<5	<0.5	<0.5	<0.5	-
	Phenol	µg/L	0.5	5800 <sup>#18</sup>	7.7 <sup>#2</sup>	7.7 <sup>#2</sup>	0.9	<5	0.7	67.6	1.8	-
Phenols Monohydric	µg/L	0.5									-	
Other	Temperature	°C					-	-	-	-	-	-
	Conductivity @ 25oC	mS/cm	0.01				5.22	4.33	1.25	0.917	1.64	-
	Conductivity @ 20oC	µS/cm	14				-	-	-	-	-	-
	pH (Lab)	pH Units	1	6.5-9.5 <sup>#1</sup>	6-8.5(MAC) <sup>#19</sup>	6-9(MAC) <sup>#19</sup>	7.6	8	7.5	9.1	7.5	-

Field_ID	OH07034-X-5.40-ES-191017	OH07034-X-6.50-ES-191018	OH07035-X-0.05-ES-191107	OH07035-X-0.50-ES-191107	OH07035-X-1.00-ES-191107	OH07035-X-10.00-ES-191112
Location_Code	OH07034	OH07034	OH07035	OH07035	OH07035	OH07035
Sample_Depth_Range	5.4	6.5	0.05	0.5	1	10
Sampled_Date_Time	17/10/2019	18/10/2019	07/11/2019	07/11/2019	07/11/2019	12/11/2019
Matrix_Description	UK Drinking Water Standards	UK Estuaries and coastal waters EQS	UK Freshwater EQS			

Chem_Group	ChemName	output unit	EQL
------------	----------	-------------	-----

**Environmental Standards Comments**

#1:Water Supply (Water Quality) Regulations 2016.  
 #2:Water Framework Directive (Standards and Classification) Directions (England and Wales) 2015.  
 #3:Operational Targets and EQS. EA, April 2018  
 #4:Water Framework Directive (Standards & Classification) Directions (England & Wales) 2015. Dissolved fraction.  
 #5:Water Framework Directive (Standards & Classification) Directions (England & Wales) 2015. Dissolved fraction. Lowest criteria presented (<40mg/l of CaCO3). See 'further assessment' if criteria exceeded and hardness (CaCO3) data available.  
 #6:Water Framework Directive (Standards and Classification) Directions (England and Wales) 2015. Dissolved Fraction. If hexavalent chromium (CrVI) data is available, a value of 4.7µg/l may be appropriate for the remaining trivalent chromium (CrIII).  
 #7:Operational Targets and EQS. EA, April 2018. Dissolved fraction.  
 #8:Water Framework Directive (Standards and Classification) Directions (England and Wales) 2015. Dissolved Fraction. If DOC >1mg/l then a higher criteria applies (3.76\*(2.677\*(DOC2+0.5)))  
 #9:Water Framework Directive (Standards & Classification) Directions (England & Wales) 2015. Dissolved & bioavailable (bio) fraction plus background. M-BAT tool to assess: <http://wfd.uk.org/resources/river-lakes-metal-bioavailability-assessment-tool-m-bat>  
 #10:Water Framework Directive (Standards and Classification) Directions (England and Wales) 2015. Dissolved Fraction. MAC adopted in absence of AA value.  
 #11:Guidelines for Drinking-water Quality, 4th Edition. WHO, 2011. Informal value.  
 #12:Operational Targets and EQS. EA, April 2018.  
 #13:Operational Targets and EQS. EA, April 2018. Lowest criteria presented (<200mg/l CaCO3). See 'further assessment' values if criteria exceeded and hardness (CaCO3) data available.  
 #14:Guidelines for Drinking-water Quality, 4th Edition. WHO, 2011. Based on taste rather than a formal guideline.  
 #15:Water Framework Directive (Standards and Classification) Directions (England and Wales) 2015. Indicator of 'good' status (90%ile) - Ammonia standard for lakes and rivers (total ammonia as nitrogen).  
 #16:Operational Targets and EQS. EA, April 2018. Dissolved fraction. Lowest criteria presented (<50 mg/l CaCO3). See 'further assessment' values if criteria exceeded and hardness (CaCO3) data available.  
 #17:Water Supply (Water Quality) Regulations 2016. As SO4.  
 #18:US EPA Regional Screening Levels, May 2019. <https://www.epa.gov/risk/regional-screening-levels-rsls-generic-tables>  
 #19:Operational Targets and EQS. EA, April 2018. Maximum Allowable Concentration (MAC) adopted in absence of Annual Average (AA) value.

**Legend**

36.2	Results exceeds GAC.
<50	Results MDL is greater than GAC.
-	Determinand has not been tested for.

**Notes**  
A range is given where a determinand has been analysed for by more than one method.

				Field_ID	OH07035-X-10.00-ES-191112	OH07035-X-2.00-ES-191107	OH07035-X-2.80-ES-191107	OH07035-X-2.80-ES-191107	OH07035-X-23.00-ES-191115		
				Location_Code	OH07035	OH07035	OH07035	OH07035	OH07035		
				Sample_Dept	10	2	2.8	2.8	23		
				Sample_Dept_Range	10	2	2.8	2.8	23		
				Sampled_Date_Time	12/11/2019	07/11/2019	07/11/2019	07/11/2019	15/11/2019		
				Matrix_Description							
				UK Drinking Water Standards							
				UK Estuaries and coastal waters EQS							
				UK Freshwater EQS							
Chem_Group	ChemName	output unit	EQL								
Metals	Antimony	µg/L	1	5 <sup>#1</sup>			3 - 5	10	-	4	-
	Arsenic	µg/L	0.5	10 <sup>#1</sup>	25 <sup>#2</sup>	50 <sup>#2</sup>	23 - 26	6	-	18	-
	Boron	µg/L	10	1000 <sup>#1</sup>	7000 <sup>#3</sup>	2000 <sup>#3</sup>	840 - 900	240	-	250	-
	Cadmium	µg/L	0.02	5 <sup>#1</sup>	0.2 <sup>#4</sup>	0.08 <sup>#5</sup>	<0.02 - 0.1	<0.02	-	<0.02	-
	Chromium (hexavalent)	µg/L	3		0.6 <sup>#4</sup>	3.4 <sup>#4</sup>	<3	<3	-	<3	-
	Chromium	µg/L	1	50 <sup>#1</sup>	0.6 <sup>#4</sup>	3.4 <sup>#6</sup>	<1	<1	-	1	-
	Chromium (Trivalent)	µg/L	3			4.7 <sup>#4</sup>	-	<3	-	<3	-
	Cobalt	µg/L	0.5		3 <sup>#7</sup>	3 <sup>#7</sup>	<1	<1	-	<1	-
	Copper	µg/L	0.3	2000 <sup>#1</sup>	3.78 <sup>#8</sup>	1(bio) <sup>#9</sup>	<1	<1	-	5	-
	Lead	µg/L	0.2	10 <sup>#1</sup>	1.3 <sup>#4</sup>	1.2(bio) <sup>#9</sup>	<1	<1	-	<1	-
	Mercury	µg/L	0.01	1 <sup>#1</sup>	0.07(MAC) <sup>#10</sup>	0.07(MAC) <sup>#10</sup>	<0.03	<0.03	-	<0.03	-
	Molybdenum	µg/L	1	70 <sup>#11</sup>			21 - 34	36	-	23	-
	Nickel	µg/L	0.4	20 <sup>#1</sup>	8.6 <sup>#4</sup>	4(bio) <sup>#9</sup>	1 - 2	2	-	1	-
	Selenium	µg/L	1	10 <sup>#1</sup>			2	23	-	22	-
	Vanadium	µg/L	1		100 <sup>#12</sup>	20 <sup>#13</sup>	16	6	-	107	-
	Zinc	µg/L	1	3000 <sup>#14</sup>		10.9(bio) <sup>#9</sup>	3	3	-	<2	-
Inorganics	Available Phosphate	mg/l	6				-	-	-	-	-
	Available Phosphorus	mg/l	2				-	-	-	-	-
	Ammoniacal Nitrogen as N	mg/L	0.002		0.02 <sup>#2</sup>	0.6 <sup>#15</sup>	10.1 - 12.6	0.9	1.5	1.4	7.4
	Calcium	mg/L	0.2				36 - 42	15	-	116	-
	Chloride	mg/L	1	250 <sup>#1</sup>		250 <sup>#3</sup>	1580 - 1940	13	-	28	-
	Cyanide (Free)	µg/L	2.5	50 <sup>#1</sup>	1 <sup>#2</sup>	1 <sup>#2</sup>	<20	<20	-	<20	-
	Cyanide Total	µg/L	5	50 <sup>#1</sup>	1 <sup>#2</sup>	1 <sup>#2</sup>	<20	<20	-	<20	-
	cyanides-complex	µg/L	5	50 <sup>#1</sup>	1 <sup>#2</sup>	1 <sup>#2</sup>	-	-	-	-	-
	Fluoride	µg/L	100	1500 <sup>#1</sup>	5000 <sup>#7</sup>	1000 <sup>#16</sup>	400 - 500	1200	-	300	-
	Magnesium	mg/L	0.036				65 - 78	5	-	<1	-
Potassium	mg/L	0.2				107 - 135	13	-	28	-	
Sodium	mg/L	0.076		200 <sup>#1</sup>		1140 - 1250	39	-	93	-	
Sulphate	mg/L	2	250(SO4) <sup>#17</sup>		400 <sup>#3</sup>	16 - 17	80	-	471	-	
Phenolics	Xylenols	µg/L	0.5				-	-	-	-	-
	Trimethylphenols	µg/L	0.5				<0.5	<0.5	-	<0.5	-
	Cresol Total	µg/L	0.5				<0.5	<0.5	-	<0.5	-
	Dimethylphenols	µg/L	0.5				<0.5	<0.5	-	<0.5	-
	Phenol	µg/L	0.5	5800 <sup>#18</sup>	7.7 <sup>#2</sup>	7.7 <sup>#2</sup>	5.5 - 6.9	7.9	-	5	-
Phenols Monohydric	µg/L	0.5						-		-	
Other	Temperature	°C					-	-	-	-	-
	Conductivity @ 25oC	mS/cm	0.01				5.64 - 6.77	0.358	-	0.988	-
	Conductivity @ 20oC	µS/cm	14				-	-	-	-	-
	pH (Lab)	pH Units	1	6.5-9.5 <sup>#1</sup>	6-8.5(MAC) <sup>#19</sup>	6-9(MAC) <sup>#19</sup>	8.4 - 8.5	8.5	-	9.9	-

Field_ID	OH07035-X-10.00-ES-191112	OH07035-X-2.00-ES-191107	OH07035-X-2.80-ES-191107	OH07035-X-2.80-ES-191107	OH07035-X-23.00-ES-191115
Location_Code	OH07035	OH07035	OH07035	OH07035	OH07035
Sample_Depth_Range	10	2	2.8	2.8	23
Sampled_Date_Time	12/11/2019	07/11/2019	07/11/2019	07/11/2019	15/11/2019
Matrix_Description	UK Drinking Water Standards	UK Estuaries and coastal waters EQS	UK Freshwater EQS		

Chem_Group	ChemName	output unit	EQL

**Environmental Standards Comments**

- #1:Water Supply (Water Quality) Regulations 2016.
- #2:Water Framework Directive (Standards and Classification) Directions (England and Wales) 2015.
- #3:Operational Targets and EQS. EA, April 2018
- #4:Water Framework Directive (Standards & Classification) Directions (England & Wales) 2015. Dissolved fraction.
- #5:Water Framework Directive (Standards & Classification) Directions (England & Wales) 2015. Dissolved fraction. Lowest criteria presented (<40mg/l of CaCO3). See 'further assessment' if criteria exceeded and hardness (CaCO3) data available.
- #6:Water Framework Directive (Standards and Classification) Directions (England and Wales) 2015. Dissolved Fraction. If hexavalent chromium (CrVI) data is available, a value of 4.7µg/l may be appropriate for the remaining trivalent chromium (CrIII).
- #7:Operational Targets and EQS. EA, April 2018. Dissolved fraction.
- #8:Water Framework Directive (Standards and Classification) Directions (England and Wales) 2015. Dissolved Fraction. If DOC >1mg/l then a higher criteria applies (3.76\*(2.677\*(DOC2+0.5))
- #9:Water Framework Directive (Standards & Classification) Directions (England & Wales) 2015. Dissolved & bioavailable (bio) fraction plus background. M-BAT tool to assess: <http://wfd.uk.org/resources/river-lakes-metal-bioavailability-assessment-tool-m-bat>
- #10:Water Framework Directive (Standards and Classification) Directions (England and Wales) 2015. Dissolved Fraction. MAC adopted in absence of AA value.
- #11:Guidelines for Drinking-water Quality, 4th Edition. WHO, 2011. Informal value.
- #12:Operational Targets and EQS. EA, April 2018.
- #13:Operational Targets and EQS. EA, April 2018. Lowest criteria presented (<200mg/l CaCO3). See 'further assessment' values if criteria exceeded and hardness (CaCO3) data available.
- #14:Guidelines for Drinking-water Quality, 4th Edition. WHO, 2011. Based on taste rather than a formal guideline.
- #15:Water Framework Directive (Standards and Classification) Directions (England and Wales) 2015. Indicator of 'good' status (90%ile) - Ammonia standard for lakes and rivers (total ammonia as nitrogen).
- #16:Operational Targets and EQS. EA, April 2018. Dissolved fraction. Lowest criteria presented (<50 mg/l CaCO3). See 'further assessment' values if criteria exceeded and hardness (CaCO3) data available.
- #17:Water Supply (Water Quality) Regulations 2016. As SO4.
- #18:US EPA Regional Screening Levels, May 2019. <https://www.epa.gov/risk/regional-screening-levels-rsls-generic-tables>
- #19:Operational Targets and EQS. EA, April 2018. Maximum Allowable Concentration (MAC) adopted in absence of Annual Average (AA) value.

**Legend**

36.2	Results exceeds GAC.
<50	Results MDL is greater than GAC.
-	Determinand has not been tested for.

**Notes**

A range is given where a determinand has been analysed for by more than one method.

		Field_ID	OH07035-X-23.00-ES-191115	OH07035-X-27.80-ES-191118	OH07035-X-3.70-ES-191107	OH07035-X-3.70-ES-191107	OH07035-X-32.10-ES-191127				
		Location_Code	OH07035	OH07035	OH07035	OH07035	OH07035				
		Sample_Dept	23	27.8	3.7	3.7	32.1				
		Sampled_Date_Time	15/11/2019	18/11/2019	07/11/2019	07/11/2019	27/11/2019				
		Matrix_Description									
		UK Drinking Water Standards	UK Estuaries and coastal waters EQS	UK Freshwater EQS							
Chem_Group	ChemName	output unit	EQL								
Metals	Antimony	µg/L	1	5 <sup>#1</sup>	3	3	-	137	1		
	Arsenic	µg/L	0.5	10 <sup>#1</sup>	5	<1	-	28	1		
	Boron	µg/L	10	1000 <sup>#1</sup>	250	270	-	330	140		
	Cadmium	µg/L	0.02	5 <sup>#1</sup>	0.08 <sup>#5</sup>	<0.02	<0.02	-	<0.02	<0.02	
	Chromium (hexavalent)	µg/L	3	0.6 <sup>#4</sup>	3.4 <sup>#4</sup>	<3	<3	-	<3	<3	
	Chromium	µg/L	1	50 <sup>#1</sup>	0.6 <sup>#4</sup>	3.4 <sup>#6</sup>	<1	<1	-	<1	
	Chromium (Trivalent)	µg/L	3		4.7 <sup>#4</sup>	-	<3	-	<3	-	
	Cobalt	µg/L	0.5		3 <sup>#7</sup>	<1	<1	-	<1	-	
	Copper	µg/L	0.3	2000 <sup>#1</sup>	3.78 <sup>#8</sup>	1(bio) <sup>#9</sup>	<1	-	11	<1	
	Lead	µg/L	0.2	10 <sup>#1</sup>	1.3 <sup>#4</sup>	1.2(bio) <sup>#9</sup>	<1	-	2	<1	
	Mercury	µg/L	0.01	1 <sup>#1</sup>	0.07(MAC) <sup>#10</sup>	0.07(MAC) <sup>#10</sup>	0.04	<0.03	-	<0.03	
	Molybdenum	µg/L	1	70 <sup>#11</sup>		25	19	-	71	11	
	Nickel	µg/L	0.4	20 <sup>#1</sup>	8.6 <sup>#4</sup>	4(bio) <sup>#9</sup>	2	6	6	1	
	Selenium	µg/L	1	10 <sup>#1</sup>		2	<1	-	4	<1	
Vanadium	µg/L	1		100 <sup>#12</sup>	20 <sup>#13</sup>	9	<1	84	<1		
Zinc	µg/L	1	3000 <sup>#14</sup>		10.9(bio) <sup>#9</sup>	3	3	-	<2	5	
Inorganics	Available Phosphate	mg/l	6		-	-	-	-	28.6		
	Available Phosphorus	mg/l	2		-	-	-	-	9.34		
	Ammoniacal Nitrogen as N	mg/L	0.002		0.02 <sup>#2</sup>	0.6 <sup>#15</sup>	7.4	1.8	6.9	0.9	
	Calcium	mg/L	0.2			27	45	-	113	40	
	Chloride	mg/L	1	250 <sup>#1</sup>		314	391	-	44	441	
	Cyanide (Free)	µg/L	2.5	50 <sup>#1</sup>	1 <sup>#2</sup>	<20	<20	-	<20	<20	
	Cyanide Total	µg/L	5	50 <sup>#1</sup>	1 <sup>#2</sup>	<20	<20	-	20	<20	
	Cyanides-complex	µg/L	5	50 <sup>#1</sup>	1 <sup>#2</sup>	-	-	-	-	-	
	Fluoride	µg/L	100	1500 <sup>#1</sup>	5000 <sup>#7</sup>	1000 <sup>#16</sup>	700	300	-	900	300
	Magnesium	mg/L	0.036			20	27	-	2	28	
	Potassium	mg/L	0.2			31	23	-	20	16	
Sodium	mg/L	0.076		200 <sup>#1</sup>		263	283	-	40	291	
Sulphate	mg/L	2	250(SO4) <sup>#17</sup>		400 <sup>#3</sup>	140	92	-	288	52	
Phenolics	Xylenols	µg/L	0.5		-	-	-	-	-		
	Trimethylphenols	µg/L	0.5		<0.5	<0.5	-	<0.5	<0.5		
	Cresol Total	µg/L	0.5		<0.5	<0.5	-	0.9	<0.5		
	Dimethylphenols	µg/L	0.5		<0.5	<0.5	-	<0.5	<0.5		
	Phenol	µg/L	0.5	5800 <sup>#18</sup>	7.7 <sup>#2</sup>	7.7 <sup>#2</sup>	10.8	0.7	-	14.7	<0.5
Phenols Monohydric	µg/L	0.5			-	-	-	-	-		
Other	Temperature	°C			-	-	-	-	-		
	Conductivity @ 25oC	mS/cm	0.01		1.64	1.78	-	0.787	1.83		
	Conductivity @ 20oC	µS/cm	14		-	-	-	-	-		
	pH (Lab)	pH Units	1	6.5-9.5 <sup>#1</sup>	6-8.5(MAC) <sup>#19</sup>	6-9(MAC) <sup>#19</sup>	8.3	7.9	-	9.7	7.8

Field_ID	OH07035-X-23.00-ES-191115	OH07035-X-27.80-ES-191118	OH07035-X-3.70-ES-191107	OH07035-X-3.70-ES-191107	OH07035-X-32.10-ES-191127
Location_Code	OH07035	OH07035	OH07035	OH07035	OH07035
Sample_Depth_Range	23	27.8	3.7	3.7	32.1
Sampled_Date_Time	15/11/2019	18/11/2019	07/11/2019	07/11/2019	27/11/2019
Matrix_Description	UK Drinking Water Standards	UK Estuaries and coastal waters EQS	UK Freshwater EQS		

Chem_Group	ChemName	output unit	EQL
------------	----------	-------------	-----

**Environmental Standards Comments**

- #1:Water Supply (Water Quality) Regulations 2016.
- #2:Water Framework Directive (Standards and Classification) Directions (England and Wales) 2015.
- #3:Operational Targets and EQS. EA, April 2018
- #4:Water Framework Directive (Standards & Classification) Directions (England & Wales) 2015. Dissolved fraction.
- #5:Water Framework Directive (Standards & Classification) Directions (England & Wales) 2015. Dissolved fraction. Lowest criteria presented (<40mg/l of CaCO3). See 'further assessment' if criteria exceeded and hardness (CaCO3) data available.
- #6:Water Framework Directive (Standards and Classification) Directions (England and Wales) 2015. Dissolved Fraction. If hexavalent chromium (CrVI) data is available, a value of 4.7µg/l may be appropriate for the remaining trivalent chromium (CrIII).
- #7:Operational Targets and EQS. EA, April 2018. Dissolved fraction.
- #8:Water Framework Directive (Standards and Classification) Directions (England and Wales) 2015. Dissolved Fraction. If DOC >1mg/l then a higher criteria applies (3.76\*(2.677\*(DOC2-0.5))
- #9:Water Framework Directive (Standards & Classification) Directions (England & Wales) 2015. Dissolved & bioavailable (bio) fraction plus background. M-BAT tool to assess: <http://wfd.uk.org/resources/river-lakes-metal-bioavailability-assessment-tool-m-bat>
- #10:Water Framework Directive (Standards and Classification) Directions (England and Wales) 2015. Dissolved Fraction. MAC adopted in absence of AA value.
- #11:Guidelines for Drinking-water Quality, 4th Edition. WHO, 2011. Informal value.
- #12:Operational Targets and EQS. EA, April 2018.
- #13:Operational Targets and EQS. EA, April 2018. Lowest criteria presented (<200mg/l CaCO3). See 'further assessment' values if criteria exceeded and hardness (CaCO3) data available.
- #14:Guidelines for Drinking-water Quality, 4th Edition. WHO, 2011. Based on taste rather than a formal guideline.
- #15:Water Framework Directive (Standards and Classification) Directions (England and Wales) 2015. Indicator of 'good' status (90%ile) - Ammonia standard for lakes and rivers (total ammonia as nitrogen).
- #16:Operational Targets and EQS. EA, April 2018. Dissolved fraction. Lowest criteria presented (<50 mg/l CaCO3). See 'further assessment' values if criteria exceeded and hardness (CaCO3) data available.
- #17:Water Supply (Water Quality) Regulations 2016. As SO4.
- #18:US EPA Regional Screening Levels, May 2019. <https://www.epa.gov/risk/regional-screening-levels-rsls-generic-tables>
- #19:Operational Targets and EQS. EA, April 2018. Maximum Allowable Concentration (MAC) adopted in absence of Annual Average (AA) value.

**Legend**

36.2	Results exceeds GAC.
<50	Results MDL is greater than GAC.
-	Determinand has not been tested for.

**Notes**

A range is given where a determinand has been analysed for by more than one method.



				Field_ID	OH07035-X-4.60-ES-191111	OH07035-X-4.60-ES-191111	OH07035-X-45.17-ES-191127	OH07035-X-5.50-ES-191111	OH07035-X-5.50-ES-191111	OH07035-X-6.40-ES-191111
				Location_Code	OH07035	OH07035	OH07035	OH07035	OH07035	OH07035
				Sample_DePTH_Range	4.6	4.6	45.17	5.5	5.5	6.4
				Sampled_Date_Time	11/11/2019	11/11/2019	27/11/2019	11/11/2019	11/11/2019	11/11/2019
				Matrix_Description						
				UK Drinking Water Standards	UK Estuaries and coastal waters EQS	UK Freshwater EQS				
Chem_Group	ChemName	output unit	EQL							
Metals	Antimony	µg/L	1	5 <sup>#1</sup>			2	<1	-	92
	Arsenic	µg/L	0.5	10 <sup>#1</sup>	25 <sup>#2</sup>	50 <sup>#2</sup>	3	<1	-	6
	Boron	µg/L	10	1000 <sup>#1</sup>	7000 <sup>#3</sup>	2000 <sup>#3</sup>	940	140	-	540
	Cadmium	µg/L	0.02	5 <sup>#1</sup>	0.2 <sup>#4</sup>	0.08 <sup>#5</sup>	-	<0.02	<0.02	-
	Chromium (hexavalent)	µg/L	3		0.6 <sup>#4</sup>	3.4 <sup>#4</sup>	-	<3	<3	-
	Chromium	µg/L	1	50 <sup>#1</sup>	0.6 <sup>#4</sup>	3.4 <sup>#6</sup>	-	<1	<1	-
	Chromium (Trivalent)	µg/L	3		4.7 <sup>#4</sup>	4.7 <sup>#4</sup>	-	<3	<3	-
	Cobalt	µg/L	0.5		3 <sup>#7</sup>	3 <sup>#7</sup>	-	<1	<1	-
	Copper	µg/L	0.3	2000 <sup>#1</sup>	3.76 <sup>#8</sup>	1(bio) <sup>#9</sup>	-	<1	<1	-
	Lead	µg/L	0.2	10 <sup>#1</sup>	1.3 <sup>#4</sup>	1.2(bio) <sup>#9</sup>	-	<1	<1	-
	Mercury	µg/L	0.01	1 <sup>#1</sup>	0.07(MAC) <sup>#10</sup>	0.07(MAC) <sup>#10</sup>	-	<0.03	<0.03	-
	Molybdenum	µg/L	1	70 <sup>#11</sup>			62	10	-	292
	Nickel	µg/L	0.4	20 <sup>#1</sup>	8.6 <sup>#4</sup>	4(bio) <sup>#9</sup>	4	2	-	15
	Selenium	µg/L	1	10 <sup>#1</sup>			<1	1	-	3
	Vanadium	µg/L	1		100 <sup>#12</sup>	20 <sup>#13</sup>	<1	<1	-	5
Zinc	µg/L	1	3000 <sup>#14</sup>		10.9(bio) <sup>#9</sup>	8	5	-	<2	
Inorganics	Available Phosphate	mg/l	6				-	21.1	-	-
	Available Phosphorus	mg/l	2				-	6.87	-	-
	Ammoniacal Nitrogen as N	mg/L	0.002		0.02 <sup>#2</sup>	0.6 <sup>#15</sup>	5.3	5.2	1	59.3
	Calcium	mg/L	0.2				696	41	-	294
	Chloride	mg/L	1	250 <sup>#1</sup>		250 <sup>#3</sup>	27	541	-	365
	Cyanide (Free)	µg/L	2.5	50 <sup>#1</sup>	1 <sup>#2</sup>	1 <sup>#2</sup>	-	<20	<20	-
	Cyanide Total	µg/L	5	50 <sup>#1</sup>	1 <sup>#2</sup>	1 <sup>#2</sup>	-	<20	<20	-
	cyanides-complex	µg/L	5	50 <sup>#1</sup>	1 <sup>#2</sup>	1 <sup>#2</sup>	-	-	-	-
	Fluoride	µg/L	100	1500 <sup>#1</sup>		5000 <sup>#7</sup>	1000 <sup>#16</sup>	200	500	-
	Magnesium	mg/L	0.036				70	32	-	<1
Potassium	mg/L	0.2				41	16	-	41	
Sodium	mg/L	0.076		200 <sup>#1</sup>		76	341	-	120	
Sulphate	mg/L	2	250(SO4) <sup>#17</sup>		400 <sup>#3</sup>	1880	53	-	418	
Phenolics	Xylenols	µg/L	0.5				-	-	-	-
	Trimethylphenols	µg/L	0.5				<0.5	<0.5	-	23.4
	Cresol Total	µg/L	0.5				<0.5	<0.5	-	336.3
	Dimethylphenols	µg/L	0.5				<0.5	<0.5	-	128.1
	Phenol	µg/L	0.5	5800 <sup>#18</sup>	7.7 <sup>#2</sup>	7.7 <sup>#2</sup>	-	<0.5	<0.5	-
Phenols Monohydric	µg/L	0.5				-	-	-	-	
Other	Temperature	°C					-	-	-	-
	Conductivity @ 25oC	mS/cm	0.01				2.73	2.13	-	1.98
	Conductivity @ 20oC	µS/cm	14				-	-	-	-
	pH (Lab)	pH Units	1	6.5-9.5 <sup>#1</sup>	6-8.5(MAC) <sup>#19</sup>	6-9(MAC) <sup>#19</sup>	7.7	7.7	-	9.7

Field_ID	Location_Code	Sample_Depth_Range	Sampled_Date_Time	Matrix_Description
OH07035-X-4.60-ES-191111	OH07035	4.6	11/11/2019	UK Drinking Water Standards
OH07035-X-4.60-ES-191111	OH07035	4.6	11/11/2019	UK Estuaries and coastal waters EQS
OH07035-X-45.17-ES-191127	OH07035	45.17	27/11/2019	UK Freshwater EQS
OH07035-X-5.50-ES-191111	OH07035	5.5	11/11/2019	
OH07035-X-5.50-ES-191111	OH07035	5.5	11/11/2019	
OH07035-X-6.40-ES-191111	OH07035	6.4	11/11/2019	

Chem_Group	ChemName	output unit	EQL

**Environmental Standards Comments**

- #1:Water Supply (Water Quality) Regulations 2016.
- #2:Water Framework Directive (Standards and Classification) Directions (England and Wales) 2015.
- #3:Operational Targets and EQS. EA, April 2018
- #4:Water Framework Directive (Standards & Classification) Directions (England & Wales) 2015. Dissolved fraction.
- #5:Water Framework Directive (Standards & Classification) Directions (England & Wales) 2015. Dissolved fraction. Lowest criteria presented (<40mg/l of CaCO3). See 'further assessment' if criteria exceeded and hardness (CaCO3) data available.
- #6:Water Framework Directive (Standards and Classification) Directions (England and Wales) 2015. Dissolved Fraction. If hexavalent chromium (CrVI) data is available, a value of 4.7µg/l may be appropriate for the remaining trivalent chromium (CrIII).
- #7:Operational Targets and EQS. EA, April 2018. Dissolved fraction.
- #8:Water Framework Directive (Standards and Classification) Directions (England and Wales) 2015. Dissolved Fraction. If DOC >1mg/l then a higher criteria applies (3.76\*(2.677\*(DOC2+0.5))
- #9:Water Framework Directive (Standards & Classification) Directions (England & Wales) 2015. Dissolved & bioavailable (bio) fraction plus background. M-BAT tool to assess: <http://wfd.uk.org/resources/river-lakes-metal-bioavailability-assessment-tool-m-bat>
- #10:Water Framework Directive (Standards and Classification) Directions (England and Wales) 2015. Dissolved Fraction. MAC adopted in absence of AA value.
- #11:Guidelines for Drinking-water Quality, 4th Edition. WHO, 2011. Informal value.
- #12:Operational Targets and EQS. EA, April 2018.
- #13:Operational Targets and EQS. EA, April 2018. Lowest criteria presented (<200mg/l CaCO3). See 'further assessment' values if criteria exceeded and hardness (CaCO3) data available.
- #14:Guidelines for Drinking-water Quality, 4th Edition. WHO, 2011. Based on taste rather than a formal guideline.
- #15:Water Framework Directive (Standards and Classification) Directions (England and Wales) 2015. Indicator of 'good' status (90%ile) - Ammonia standard for lakes and rivers (total ammonia as nitrogen).
- #16:Operational Targets and EQS. EA, April 2018. Dissolved fraction. Lowest criteria presented (<50 mg/l CaCO3). See 'further assessment' values if criteria exceeded and hardness (CaCO3) data available.
- #17:Water Supply (Water Quality) Regulations 2016. As SO4.
- #18:US EPA Regional Screening Levels, May 2019. <https://www.epa.gov/risk/regional-screening-levels-rsls-generic-tables>
- #19:Operational Targets and EQS. EA, April 2018. Maximum Allowable Concentration (MAC) adopted in absence of Annual Average (AA) value.

**Legend**

36.2	Results exceeds GAC.
<50	Results MDL is greater than GAC.
-	Determinand has not been tested for.

**Notes**

A range is given where a determinand has been analysed for by more than one method.

				Field_ID	OH07035-X-6.40-ES-191111	OH07036-X-0.05-ES-191028	OH07036-X-1.00-ES-191028	OH07036-X-2.00-ES-191028	OH07036-X-27.00-ES-191105	OH07036-X-29.50-ES-191105
				Location_Code	OH07035	OH07036	OH07036	OH07036	OH07036	OH07036
				Sample_Depth Range	0.4	0.05	1	2	27	29.5
				Sampled Date Time	11/11/2019	28/10/2019	28/10/2019	28/10/2019	05/11/2019	05/11/2019
				Matrix Description						
				UK Drinking Water Standards						
				UK Estuaries and coastal waters EQS						
				UK Freshwater EQS						
Chem_Group	ChemName	output unit	EQL							
Metals	Antimony	µg/L	1	5 <sup>#1</sup>		11	1	<1	<1	<1
	Arsenic	µg/L	0.5	10 <sup>#1</sup>	25 <sup>#2</sup>	3	<1	<1	<1	<1
	Boron	µg/L	10	1000 <sup>#1</sup>	7000 <sup>#3</sup>	5540	110	290	300	170
	Cadmium	µg/L	0.02	5 <sup>#1</sup>	0.2 <sup>#4</sup>	<0.02	<0.01	0.05	<0.02	<0.02
	Chromium (hexavalent)	µg/L	3		0.6 <sup>#4</sup>	<3	<3	<3	<3	<3
	Chromium	µg/L	1	50 <sup>#1</sup>	0.6 <sup>#4</sup>	<1	<1	<1	<1	<1
	Chromium (Trivalent)	µg/L	3		4.7 <sup>#4</sup>	<3	-	-	-	-
	Cobalt	µg/L	0.5		3 <sup>#7</sup>	<1	<1	<1	<1	<1
	Copper	µg/L	0.3	2000 <sup>#1</sup>	3.76 <sup>#8</sup>	<1	2	1	2	<1
	Lead	µg/L	0.2	10 <sup>#1</sup>	1.3 <sup>#4</sup>	<1	<1	<1	<1	<1
	Mercury	µg/L	0.01	1 <sup>#1</sup>	0.07(MAC) <sup>#10</sup>	<0.03	<0.03	<0.03	0.06	<0.03
	Molybdenum	µg/L	1	70 <sup>#11</sup>		50	2	6	2	44
	Nickel	µg/L	0.4	20 <sup>#1</sup>	8.6 <sup>#4</sup>		2	2	5	2
	Selenium	µg/L	1	10 <sup>#1</sup>			2	3	7	3
	Vanadium	µg/L	1		100 <sup>#12</sup>		3	1	1	<1
Zinc	µg/L	1	3000 <sup>#14</sup>			3	4	2	2	
Inorganics	Available Phosphate	mg/l	6			-	-	-	-	-
	Available Phosphorus	mg/l	2			-	-	-	-	-
	Ammoniacal Nitrogen as N	mg/L	0.002		0.02 <sup>#2</sup>	0.6 <sup>#15</sup>	69.8	0.3	0.01	0.04
	Calcium	mg/L	0.2			33	833	423	416	20
	Chloride	mg/L	1	250 <sup>#1</sup>		906	47	20	24	262
	Cyanide (Free)	µg/L	2.5	50 <sup>#1</sup>	1 <sup>#2</sup>	<20	<20	<20	<20	<20
	Cyanide Total	µg/L	5	50 <sup>#1</sup>	1 <sup>#2</sup>	<20	50	<20	<20	<20
	cyanides-complex	µg/L	5	50 <sup>#1</sup>	1 <sup>#2</sup>	-	-	-	-	-
	Fluoride	µg/L	100	1500 <sup>#1</sup>	5000 <sup>#7</sup>		200	600	400	300
	Magnesium	mg/L	0.036			83	<1	33	74	13
	Potassium	mg/L	0.2			111	28	33	45	14
	Sodium	mg/L	0.076		200 <sup>#1</sup>		659	55	74	63
Sulphate	mg/L	2	250(SO4) <sup>#17</sup>		400 <sup>#3</sup>	90	2060	1070	1150	
Phenolics	Xylenols	µg/L	0.5			-	-	-	-	-
	Trimethylphenols	µg/L	0.5			<0.5	<0.5	<0.5	<0.5	<0.5
	Cresol Total	µg/L	0.5			<0.5	1.1	<0.5	<0.5	<0.5
	Dimethylphenols	µg/L	0.5			<0.5	<0.5	<0.5	<0.5	<0.5
	Phenol	µg/L	0.5	5800 <sup>#18</sup>	7.7 <sup>#2</sup>		<0.5	21.3	<0.5	<0.5
Phenols Monohydric	µg/L	0.5				<0.5	1.6	0.7	3.8	
Other	Temperature	°C				-	-	-	-	-
	Conductivity @ 25oC	mS/cm	0.01			4.18	2.56	1.84	2	1.14
	Conductivity @ 20oC	µS/cm	14			-	-	-	-	-
	pH (Lab)	pH Units	1	6.5-9.5 <sup>#1</sup>	6-8.5(MAC) <sup>#19</sup>	6-9(MAC) <sup>#19</sup>	8.1	10.7	7.7	7.7

Field_ID	Location_Code	Sample_Depth_Range	Sampled_Date_Time	Matrix_Description
OH07035-X-6.40-ES-191111	OH07035	0.4	11/11/2019	UK Drinking Water Standards
OH07036-X-0.05-ES-191028	OH07036	0.05	28/10/2019	UK Estuaries and coastal waters EQS
OH07036-X-1.00-ES-191028	OH07036	1	28/10/2019	UK Freshwater EQS
OH07036-X-2.00-ES-191028	OH07036	2	28/10/2019	
OH07036-X-27.00-ES-191105	OH07036	27	05/11/2019	
OH07036-X-29.50-ES-191105	OH07036	29.5	05/11/2019	

Chem_Group	ChemName	output unit	EQL

**Environmental Standards Comments**

- #1:Water Supply (Water Quality) Regulations 2016.
- #2:Water Framework Directive (Standards and Classification) Directions (England and Wales) 2015.
- #3:Operational Targets and EQS. EA, April 2018
- #4:Water Framework Directive (Standards & Classification) Directions (England & Wales) 2015. Dissolved fraction.
- #5:Water Framework Directive (Standards & Classification) Directions (England & Wales) 2015. Dissolved fraction. Lowest criteria presented (<40mg/l of CaCO3). See 'further assessment' if criteria exceeded and hardness (CaCO3) data available.
- #6:Water Framework Directive (Standards and Classification) Directions (England and Wales) 2015. Dissolved Fraction. If hexavalent chromium (CrVI) data is available, a value of 4.7µg/l may be appropriate for the remaining trivalent chromium (CrIII).
- #7:Operational Targets and EQS. EA, April 2018. Dissolved fraction.
- #8:Water Framework Directive (Standards and Classification) Directions (England and Wales) 2015. Dissolved Fraction. If DOC >1mg/l then a higher criteria applies (3.76\*(2.677\*(DOC2+0.5))
- #9:Water Framework Directive (Standards & Classification) Directions (England & Wales) 2015. Dissolved & bioavailable (bio) fraction plus background. M-BAT tool to assess: <http://wfd.uk.org/resources/river-lakes-metal-bioavailability-assessment-tool-m-bat>
- #10:Water Framework Directive (Standards and Classification) Directions (England and Wales) 2015. Dissolved Fraction. MAC adopted in absence of AA value.
- #11:Guidelines for Drinking-water Quality, 4th Edition. WHO, 2011. Informal value.
- #12:Operational Targets and EQS. EA, April 2018.
- #13:Operational Targets and EQS. EA, April 2018. Lowest criteria presented (<200mg/l CaCO3). See 'further assessment' values if criteria exceeded and hardness (CaCO3) data available.
- #14:Guidelines for Drinking-water Quality, 4th Edition. WHO, 2011. Based on taste rather than a formal guideline.
- #15:Water Framework Directive (Standards and Classification) Directions (England and Wales) 2015. Indicator of 'good' status (90%ile) - Ammonia standard for lakes and rivers (total ammonia as nitrogen).
- #16:Operational Targets and EQS. EA, April 2018. Dissolved fraction. Lowest criteria presented (<50 mg/l CaCO3). See 'further assessment' values if criteria exceeded and hardness (CaCO3) data available.
- #17:Water Supply (Water Quality) Regulations 2016. As SO4.
- #18:US EPA Regional Screening Levels, May 2019. <https://www.epa.gov/risk/regional-screening-levels-rsls-generic-tables>
- #19:Operational Targets and EQS. EA, April 2018. Maximum Allowable Concentration (MAC) adopted in absence of Annual Average (AA) value.

**Legend**

36.2	Results exceeds GAC.
<50	Results MDL is greater than GAC.
-	Determinand has not been tested for.

**Notes**

A range is given where a determinand has been analysed for by more than one method.

				Field_ID	OH07036-X-3.00-ES-191029	OH07036-X-32.80-ES-191118	OH07036-X-37.61-ES-191120	OH07036-X-4.00-ES-191029	OH07036-X-5.00-ES-191029	OH07036-X-6.00-ES-191029	
				Location_Code	OH07036	OH07036	OH07036	OH07036	OH07036	OH07036	
				Sample_Depth Range	3	32.3	37.61	4	5	6	
				Sampled Date Time	29/10/2019	18/11/2019	20/11/2019	29/10/2019	29/10/2019	29/10/2019	
				Matrix Description							
				UK Drinking Water Standards							
				UK Estuaries and coastal waters EQS							
				UK Freshwater EQS							
Chem_Group	ChemName	output unit	EQL								
Metals	Antimony	µg/L	1	5 <sup>#1</sup>		14	1	4	16	10	8
	Arsenic	µg/L	0.5	10 <sup>#1</sup>	25 <sup>#2</sup>	6	<1	1	4	3	7
	Boron	µg/L	10	1000 <sup>#1</sup>	7000 <sup>#3</sup>	150	240	490	2610	4360	1960
	Cadmium	µg/L	0.02	5 <sup>#1</sup>	0.2 <sup>#4</sup>	0.04	<0.02	<0.02	0.07	2.85	0.03
	Chromium (hexavalent)	µg/L	3		0.6 <sup>#4</sup>	28	<3	<3	<3	<3	<3
	Chromium	µg/L	1	50 <sup>#1</sup>	0.6 <sup>#4</sup>	27	<1	<1	2	<1	2
	Chromium (Trivalent)	µg/L	3		4.7 <sup>#4</sup>	-	<3	<3	-	-	-
	Cobalt	µg/L	0.5		3 <sup>#7</sup>	<1	<1	1	3	5	<1
	Copper	µg/L	0.3	2000 <sup>#1</sup>	3.76 <sup>#8</sup>	21	<1	<1	21	13	<1
	Lead	µg/L	0.2	10 <sup>#1</sup>	1.3 <sup>#4</sup>	3	<1	<1	19	7	<1
	Mercury	µg/L	0.01	1 <sup>#1</sup>	0.07(MAC) <sup>#10</sup>	0.05	<0.03	<0.03	0.05	<0.03	<0.03
	Molybdenum	µg/L	1	70 <sup>#11</sup>		36	7	24	26	30	55
	Nickel	µg/L	0.4	20 <sup>#1</sup>	8.6 <sup>#4</sup>	2	5	5	4	10	6
	Selenium	µg/L	1	10 <sup>#1</sup>		6	<1	1	4	4	<1
	Vanadium	µg/L	1		100 <sup>#12</sup>	7	<1	<1	<1	<1	1
Zinc	µg/L	1	3000 <sup>#14</sup>		2	2	9	91	1630	18	
Inorganics	Available Phosphate	mg/l	6			-	-	-	-	-	-
	Available Phosphorus	mg/l	2			-	-	-	-	-	-
	Ammoniacal Nitrogen as N	mg/L	0.002		0.02 <sup>#2</sup>	0.17	0.04	3.1	0.3	1.5	24.5
	Calcium	mg/L	0.2			718	46	64	739	774	40
	Chloride	mg/L	1	250 <sup>#1</sup>		32	601	618	117	237	371
	Cyanide (Free)	µg/L	2.5	50 <sup>#1</sup>	1 <sup>#2</sup>	<20	<20	<20	<20	<20	<20
	Cyanide Total	µg/L	5	50 <sup>#1</sup>	1 <sup>#2</sup>	<20	<20	<20	<20	<20	<20
	cyanides-complex	µg/L	5	50 <sup>#1</sup>	1 <sup>#2</sup>	-	-	-	-	-	-
	Fluoride	µg/L	100	1500 <sup>#1</sup>	5000 <sup>#7</sup>	600	300	400	100	2100	700
	Magnesium	mg/L	0.036			12	38	43	62	109	34
	Potassium	mg/L	0.2			28	19	38	70	109	107
	Sodium	mg/L	0.076			56	395	403	236	303	352
Sulphate	mg/L	2	250(SO4) <sup>#17</sup>		400 <sup>#3</sup>	1910	67	239	2220	2400	513
Phenolics	Xylenols	µg/L	0.5			-	-	-	-	-	-
	Trimethylphenols	µg/L	0.5			<0.5	<0.5	<0.5	<0.5	<0.5	<0.5
	Cresol Total	µg/L	0.5			<0.5	<0.5	<0.5	<0.5	<0.5	1.2
	Dimethylphenols	µg/L	0.5			<0.5	<0.5	<0.5	<0.5	<0.5	<0.5
	Phenol	µg/L	0.5	5800 <sup>#18</sup>	7.7 <sup>#2</sup>	1.9	3.3	0.7	3.6	0.8	3.4
Phenols Monohydric	µg/L	0.5									
Other	Temperature	°C				-	-	-	-	-	-
	Conductivity @ 25oC	mS/cm	0.01			2.51	2.36	2.83	3.61	4.34	2.59
	Conductivity @ 20oC	µS/cm	14			-	-	-	-	-	-
	pH (Lab)	pH Units	1	6.5-9.5 <sup>#1</sup>	6-8.5(MAC) <sup>#19</sup>	6-9(MAC) <sup>#19</sup>	8.3	7.8	7.8	7.8	7.5

Field_ID	OH07036-X-3.00-ES-191029	OH07036-X-32.80-ES-191118	OH07036-X-37.61-ES-191120	OH07036-X-4.00-ES-191029	OH07036-X-5.00-ES-191029	OH07036-X-6.00-ES-191029
Location_Code	OH07036	OH07036	OH07036	OH07036	OH07036	OH07036
Sample_Depth_Range	3	32.3	37.61	4	5	6
Sampled_Date_Time	29/10/2019	18/11/2019	20/11/2019	29/10/2019	29/10/2019	29/10/2019
Matrix_Description	UK Drinking Water Standards	UK Estuaries and coastal waters EQS	UK Freshwater EQS			

Chem_Group	ChemName	output unit	EQL
------------	----------	-------------	-----

**Environmental Standards Comments**

- #1:Water Supply (Water Quality) Regulations 2016.
- #2:Water Framework Directive (Standards and Classification) Directions (England and Wales) 2015.
- #3:Operational Targets and EQS. EA, April 2018
- #4:Water Framework Directive (Standards & Classification) Directions (England & Wales) 2015. Dissolved fraction.
- #5:Water Framework Directive (Standards & Classification) Directions (England & Wales) 2015. Dissolved fraction. Lowest criteria presented (<40mg/l of CaCO3). See 'further assessment' if criteria exceeded and hardness (CaCO3) data available.
- #6:Water Framework Directive (Standards and Classification) Directions (England and Wales) 2015. Dissolved Fraction. If hexavalent chromium (CrVI) data is available, a value of 4.7µg/l may be appropriate for the remaining trivalent chromium (CrIII).
- #7:Operational Targets and EQS. EA, April 2018. Dissolved fraction.
- #8:Water Framework Directive (Standards and Classification) Directions (England and Wales) 2015. Dissolved Fraction. If DOC >1mg/l then a higher criteria applies (3.76\*(2.677\*(DOC2+0.5))
- #9:Water Framework Directive (Standards & Classification) Directions (England & Wales) 2015. Dissolved & bioavailable (bio) fraction plus background. M-BAT tool to assess: <http://wfd.uk.org/resources/river-lakes-metal-bioavailability-assessment-tool-m-bat>
- #10:Water Framework Directive (Standards and Classification) Directions (England and Wales) 2015. Dissolved Fraction. MAC adopted in absence of AA value.
- #11:Guidelines for Drinking-water Quality, 4th Edition. WHO, 2011. Informal value.
- #12:Operational Targets and EQS. EA, April 2018.
- #13:Operational Targets and EQS. EA, April 2018. Lowest criteria presented (<200mg/l CaCO3). See 'further assessment' values if criteria exceeded and hardness (CaCO3) data available.
- #14:Guidelines for Drinking-water Quality, 4th Edition. WHO, 2011. Based on taste rather than a formal guideline.
- #15:Water Framework Directive (Standards and Classification) Directions (England and Wales) 2015. Indicator of 'good' status (90%ile) - Ammonia standard for lakes and rivers (total ammonia as nitrogen).
- #16:Operational Targets and EQS. EA, April 2018. Dissolved fraction. Lowest criteria presented (<50 mg/l CaCO3). See 'further assessment' values if criteria exceeded and hardness (CaCO3) data available.
- #17:Water Supply (Water Quality) Regulations 2016. As SO4.
- #18:US EPA Regional Screening Levels, May 2019. <https://www.epa.gov/risk/regional-screening-levels-rsls-generic-tables>
- #19:Operational Targets and EQS. EA, April 2018. Maximum Allowable Concentration (MAC) adopted in absence of Annual Average (AA) value.

**Legend**

36.2	Results exceeds GAC.
<50	Results MDL is greater than GAC.
-	Determinand has not been tested for.

**Notes**

A range is given where a determinand has been analysed for by more than one method.

				Field_ID	OH07036-X-7.00-ES-191029	OH07037-X-0.05-ES-191010	OH07037-X-0.90-ES-191010	OH07037-X-1.70-ES-191113	OH07037-X-2.70-ES-191113	OH07037-X-23.50-ES-191118		
				Location_Code	OH07036	OH07037	OH07037	OH07037	OH07037	OH07037		
				Sample_Death_Range	7	0.05	0.9	1.7	2.7	23.5		
				Sampled_Date_Time	29/10/2019	10/10/2019	10/10/2019	13/11/2019	13/11/2019	18/11/2019		
				Matrix_Description								
				UK Drinking Water Standards								
				UK Estuaries and coastal waters EQS								
				UK Freshwater EQS								
Chem_Group	ChemName	output unit	EQL									
Metals	Antimony	µg/L	1	5 <sup>#1</sup>		2	1.26	2.79	7.15	7.61	4.36	
	Arsenic	µg/L	0.5	10 <sup>#1</sup>	25 <sup>#2</sup>	23	1.7	3.42	20.7	7.88	14	
	Boron	µg/L	10	1000 <sup>#1</sup>	7000 <sup>#3</sup>	360	394	286	193	487	193	
	Cadmium	µg/L	0.02	5 <sup>#1</sup>	0.2 <sup>#4</sup>	0.08 <sup>#5</sup>	0.05	<0.08	<0.08	0.0873	<0.08	
	Chromium (hexavalent)	µg/L	3		0.6 <sup>#4</sup>	3.4 <sup>#4</sup>	<3	<3	<3	<3	<3	
	Chromium	µg/L	1	50 <sup>#1</sup>	0.6 <sup>#4</sup>	3.4 <sup>#6</sup>	<1	<1	<1	4.82	<1	
	Chromium (Trivalent)	µg/L	3		4.7 <sup>#4</sup>	-	<1	<3	4.82	<1	<1	
	Cobalt	µg/L	0.5		3 <sup>#7</sup>	3 <sup>#7</sup>	<1	<3	1.2	1.25	1.3	
	Copper	µg/L	0.3	2000 <sup>#1</sup>	3.76 <sup>#8</sup>	1(bio) <sup>#9</sup>	2	0.789	0.861	31.4	5.99	0.99
	Lead	µg/L	0.2	10 <sup>#1</sup>	1.3 <sup>#4</sup>	1.2(bio) <sup>#9</sup>	<1	<0.2	<0.2	<0.2	<0.2	
	Mercury	µg/L	0.01	1 <sup>#1</sup>	0.07(MAC) <sup>#10</sup>	0.07(MAC) <sup>#10</sup>	<0.03	<0.01	<0.01	<0.01	<0.01	
	Molybdenum	µg/L	1	70 <sup>#11</sup>			11	17.3	44.8	50.9	138	10.9
	Nickel	µg/L	0.4	20 <sup>#1</sup>	8.6 <sup>#4</sup>	4(bio) <sup>#9</sup>	3	22.7	9.29	15	7.53	4.59
	Selenium	µg/L	1	10 <sup>#1</sup>			<1	53.7	87.7	9.8	11.1	1.45
	Vanadium	µg/L	1		100 <sup>#12</sup>	20 <sup>#13</sup>	4	1.02	2.14	89	16.3	24.2
	Zinc	µg/L	1	3000 <sup>#14</sup>		10.9(bio) <sup>#9</sup>	7	1.55	2.09	<1	<1	1.8
	Inorganics	Available Phosphate	mg/l	6			-	-	-	-	-	-
Available Phosphorus		mg/l	2			-	-	-	-	-	-	
Ammoniacal Nitrogen as N		mg/L	0.002		0.02 <sup>#2</sup>	0.6 <sup>#15</sup>	9.8	<0.01	0.568	0.66	4.4	3.64
Calcium		mg/L	0.2			376	420	174	193	819	27.1	
Chloride		mg/L	1	250 <sup>#1</sup>		275	18.6	30.7	184	757	339	
Cyanide (Free)		µg/L	2.5	50 <sup>#1</sup>	1 <sup>#2</sup>	<2.5	<2.5	<2.5	<2.5	<2.5	<2.5	
Cyanide Total		µg/L	5	50 <sup>#1</sup>	1 <sup>#2</sup>	240	<5	<5	10.6	22.6	<5	
cyanides-complex		µg/L	5	50 <sup>#1</sup>	1 <sup>#2</sup>	-	<5	<5	10.6	22.6	<5	
Fluoride		µg/L	100	1500 <sup>#1</sup>	5000 <sup>#7</sup>	1000 <sup>#16</sup>	400	<500	<500	<500	<500	
Magnesium		mg/L	0.036			11	119	52.9	0.734	93.8	23.6	
Potassium		mg/L	0.2			35	61	46.6	32.5	81.9	21.7	
Sodium	mg/L	0.076		200 <sup>#1</sup>		216	109	125	181	740	228	
Sulphate	mg/L	2	250(SO4) <sup>#17</sup>		400 <sup>#3</sup>	834	1790	799	609	2790	32.8	
Phenolics	Xylenols	µg/L	0.5			-	<0.5	<0.5	<1	<0.5	<0.5	
	Trimethylphenols	µg/L	0.5			<0.5	-	-	-	-	-	
	Cresol Total	µg/L	0.5			<0.5	<0.5	<0.5	<1	<0.5	<0.5	
	Dimethylphenols	µg/L	0.5			<0.5	-	-	-	-	-	
	Phenol	µg/L	0.5	5800 <sup>#18</sup>	7.7 <sup>#2</sup>		5.1	1.85	2.94	18.2	0.64	<0.5
	Phenols Monohydric	µg/L	0.5			7.7 <sup>#2</sup>		1.85	2.94	18.2	0.64	<0.5
Other	Temperature	°C				-	-	-	-	-	-	
	Conductivity @ 25oC	mS/cm	0.01			2.55	-	-	-	-	-	
	Conductivity @ 20oC	µS/cm	14			-	-	-	-	-	-	
	pH (Lab)	pH Units	1	6.5-9.5 <sup>#1</sup>	6-8.5(MAC) <sup>#19</sup>	6-9(MAC) <sup>#19</sup>	8.1	-	-	-	-	-

Field_ID	Location_Code	Sample_Depth_Range	Sampled_Date_Time	Matrix_Description
OH07036-X-7.00-ES-191029	OH07036	7	29/10/2019	UK Drinking Water Standards
OH07037-X-0.05-ES-191010	OH07037	0.05	10/10/2019	UK Estuaries and coastal waters EQS
OH07037-X-0.90-ES-191010	OH07037	0.9	10/10/2019	UK Freshwater EQS
OH07037-X-1.70-ES-191113	OH07037	1.7	13/11/2019	
OH07037-X-2.70-ES-191113	OH07037	2.7	13/11/2019	
OH07037-X-23.50-ES-191118	OH07037	23.5	18/11/2019	

Chem_Group	ChemName	output unit	EQL

**Environmental Standards Comments**

- #1:Water Supply (Water Quality) Regulations 2016.
- #2:Water Framework Directive (Standards and Classification) Directions (England and Wales) 2015.
- #3:Operational Targets and EQS. EA, April 2018
- #4:Water Framework Directive (Standards & Classification) Directions (England & Wales) 2015. Dissolved fraction.
- #5:Water Framework Directive (Standards & Classification) Directions (England & Wales) 2015. Dissolved fraction. Lowest criteria presented (<40mg/l of CaCO3). See 'further assessment' if criteria exceeded and hardness (CaCO3) data available.
- #6:Water Framework Directive (Standards and Classification) Directions (England and Wales) 2015. Dissolved Fraction. If hexavalent chromium (CrVI) data is available, a value of 4.7µg/l may be appropriate for the remaining trivalent chromium (CrIII).
- #7:Operational Targets and EQS. EA, April 2018. Dissolved fraction.
- #8:Water Framework Directive (Standards and Classification) Directions (England and Wales) 2015. Dissolved Fraction. If DOC >1mg/l then a higher criteria applies (3.76\*(2.677\*(DOC2+0.5))
- #9:Water Framework Directive (Standards & Classification) Directions (England & Wales) 2015. Dissolved & bioavailable (bio) fraction plus background. M-BAT tool to assess: <http://wfd.uk.org/resources/river-lakes-metal-bioavailability-assessment-tool-m-bat>
- #10:Water Framework Directive (Standards and Classification) Directions (England and Wales) 2015. Dissolved Fraction. MAC adopted in absence of AA value.
- #11:Guidelines for Drinking-water Quality, 4th Edition. WHO, 2011. Informal value.
- #12:Operational Targets and EQS. EA, April 2018.
- #13:Operational Targets and EQS. EA, April 2018. Lowest criteria presented (<200mg/l CaCO3). See 'further assessment' values if criteria exceeded and hardness (CaCO3) data available.
- #14:Guidelines for Drinking-water Quality, 4th Edition. WHO, 2011. Based on taste rather than a formal guideline.
- #15:Water Framework Directive (Standards and Classification) Directions (England and Wales) 2015. Indicator of 'good' status (90%ile) - Ammonia standard for lakes and rivers (total ammonia as nitrogen).
- #16:Operational Targets and EQS. EA, April 2018. Dissolved fraction. Lowest criteria presented (<50 mg/l CaCO3). See 'further assessment' values if criteria exceeded and hardness (CaCO3) data available.
- #17:Water Supply (Water Quality) Regulations 2016. As SO4.
- #18:US EPA Regional Screening Levels, May 2019. <https://www.epa.gov/risk/regional-screening-levels-rsls-generic-tables>
- #19:Operational Targets and EQS. EA, April 2018. Maximum Allowable Concentration (MAC) adopted in absence of Annual Average (AA) value.

**Legend**

36.2	Results exceeds GAC.
<50	Results MDL is greater than GAC.
-	Determinand has not been tested for.

**Notes**

A range is given where a determinand has been analysed for by more than one method.



				Field_ID	OH07037-X-28.50-ES-191119	OH07037-X-28.50-ES95-191119	OH07037-X-3.70-ES-191113	OH07037-X-4.70-ES-191113	OH07037-X-5.70-ES-191113		
				Location_Code	OH07037	OH07037	OH07037	OH07037	OH07037		
				Sample_DePTH_Range	28.5	28.5	3.7	4.7	5.7		
				Sampled_Date_Time	19/11/2019	19/11/2019	13/11/2019	13/11/2019	13/11/2019		
				Matrix_Description							
				UK Drinking Water Standards							
				UK Estuaries and coastal waters EQS							
				UK Freshwater EQS							
Chem_Group	ChemName	output unit	EQL								
Metals	Antimony	µg/L	1	5 <sup>#1</sup>			1.16	1.2	12.8	8.05	1.8
	Arsenic	µg/L	0.5	10 <sup>#1</sup>	25 <sup>#2</sup>	50 <sup>#2</sup>	0.918	0.907	24	31.2	4.04
	Boron	µg/L	10	1000 <sup>#1</sup>	7000 <sup>#3</sup>	2000 <sup>#3</sup>	287	308	82.8	137	2450
	Cadmium	µg/L	0.02	5 <sup>#1</sup>	0.2 <sup>#4</sup>	0.08 <sup>#5</sup>	<0.08	<0.08	<0.08	0.0835	<0.08
	Chromium (hexavalent)	µg/L	3		0.6 <sup>#4</sup>	3.4 <sup>#4</sup>	<3	<3	<3	<3	<3
	Chromium	µg/L	1	50 <sup>#1</sup>	0.6 <sup>#4</sup>	3.4 <sup>#6</sup>	<1	<1	3.25	2.05	<1
	Chromium (Trivalent)	µg/L	3			4.7 <sup>#4</sup>	<3	<3	3.25	<3	<3
	Cobalt	µg/L	0.5		3 <sup>#7</sup>	3 <sup>#7</sup>	0.704	0.798	0.875	0.824	7.4
	Copper	µg/L	0.3	2000 <sup>#1</sup>	3.78 <sup>#8</sup>	1160 <sup>#9</sup>	0.506	0.546	45.6	17.4	6.17
	Lead	µg/L	0.2	10 <sup>#1</sup>	1.3 <sup>#4</sup>	1.210 <sup>#9</sup>	<0.2	<0.2	<0.2	0.357	0.688
	Mercury	µg/L	0.01	1 <sup>#1</sup>	0.07(MAC) <sup>#10</sup>	0.07(MAC) <sup>#10</sup>	<0.01	<0.01	<0.01	<0.01	<0.01
	Molybdenum	µg/L	1	70 <sup>#11</sup>			6.83	7.04	44.1	72	19.6
	Nickel	µg/L	0.4	20 <sup>#1</sup>	8.6 <sup>#4</sup>	4160 <sup>#9</sup>	4.21	4.72	10.7	9.04	13.8
	Selenium	µg/L	1	10 <sup>#1</sup>			<1	<1	13	9.94	2.91
	Vanadium	µg/L	1		100 <sup>#12</sup>	20 <sup>#13</sup>	1.6	1.4	450	245	2.37
	Zinc	µg/L	1	3000 <sup>#14</sup>			1.27	1.32	<1	<1	4.22
Inorganics	Available Phosphate	mg/l	6				-	-	-	-	-
	Available Phosphorus	mg/l	2				-	-	-	-	-
	Ammoniacal Nitrogen as N	mg/L	0.002		0.02 <sup>#2</sup>	0.6 <sup>#15</sup>	2.62	2.99	1.57	0.0566	6.97
	Calcium	mg/L	0.2				50.3	53.3	170	170	991
	Chloride	mg/L	1	250 <sup>#1</sup>			652	712	186	301	491
	Cyanide (Free)	µg/L	2.5	50 <sup>#1</sup>	1 <sup>#2</sup>	1 <sup>#2</sup>	<2.5	<2.5	<2.5	<2.5	<2.5
	Cyanide Total	µg/L	5	50 <sup>#1</sup>	1 <sup>#2</sup>	1 <sup>#2</sup>	<5	<5	6.77	<5	<5
	cyanides-complex	µg/L	5	50 <sup>#1</sup>	1 <sup>#2</sup>	1 <sup>#2</sup>	<5	<5	6.77	<5	<5
	Fluoride	µg/L	100	1500 <sup>#1</sup>	5000 <sup>#7</sup>	1000 <sup>#16</sup>	<500	<500	<500	<500	<500
	Magnesium	mg/L	0.036				45.2	49.2	0.921	0.252	217
	Potassium	mg/L	0.2				23	24.2	29.1	35.7	155
Sodium	mg/L	0.076		200 <sup>#1</sup>		348	383	121	195	327	
Sulphate	mg/L	2	250(SO4) <sup>#17</sup>		400 <sup>#3</sup>	92.1	98.8	311	488	3130	
Phenolics	Xylenols	µg/L	0.5				<0.5	<0.5	<2.5	<2.5	<0.5
	Trimethylphenols	µg/L	0.5				-	-	-	-	-
	Cresol Total	µg/L	0.5				<0.5	<0.5	<2.5	<2.5	<0.5
	Dimethylphenols	µg/L	0.5				-	-	-	-	-
	Phenol	µg/L	0.5	5800 <sup>#18</sup>	7.7 <sup>#2</sup>	7.7 <sup>#2</sup>	<0.5	<0.5	34.3	20.9	<0.5
	Phenols Monohydric	µg/L	0.5				<0.5	<0.5	34.3	20.9	<0.5
Other	Temperature	°C					-	-	-	-	-
	Conductivity @ 25oC	mS/cm	0.01				-	-	-	-	-
	Conductivity @ 20oC	µS/cm	14				-	-	-	-	-
	pH (Lab)	pH Units	1	6.5-9.5 <sup>#1</sup>	6-8.5(MAC) <sup>#19</sup>	6-9(MAC) <sup>#19</sup>	-	-	-	-	-

Field_ID	OH07037-X-28.50-ES-191119	OH07037-X-28.50-ES95-191119	OH07037-X-3.70-ES-191113	OH07037-X-4.70-ES-191113	OH07037-X-5.70-ES-191113
Location_Code	OH07037	OH07037	OH07037	OH07037	OH07037
Sample_Depth_Range	28.5	28.5	3.7	4.7	5.7
Sampled_Date_Time	19/11/2019	19/11/2019	13/11/2019	13/11/2019	13/11/2019
Matrix_Description	UK Drinking Water Standards	UK Estuaries and coastal waters EQS	UK Freshwater EQS		

Chem_Group	ChemName	output unit	EQL

**Environmental Standards Comments**

- #1:Water Supply (Water Quality) Regulations 2016.
- #2:Water Framework Directive (Standards and Classification) Directions (England and Wales) 2015.
- #3:Operational Targets and EQS. EA, April 2018
- #4:Water Framework Directive (Standards & Classification) Directions (England & Wales) 2015. Dissolved fraction.
- #5:Water Framework Directive (Standards & Classification) Directions (England & Wales) 2015. Dissolved fraction. Lowest criteria presented (<40mg/l of CaCO3). See 'further assessment' if criteria exceeded and hardness (CaCO3) data available.
- #6:Water Framework Directive (Standards and Classification) Directions (England and Wales) 2015. Dissolved Fraction. If hexavalent chromium (CrVI) data is available, a value of 4.7µg/l may be appropriate for the remaining trivalent chromium (CrIII).
- #7:Operational Targets and EQS. EA, April 2018. Dissolved fraction.
- #8:Water Framework Directive (Standards and Classification) Directions (England and Wales) 2015. Dissolved Fraction. If DOC >1mg/l then a higher criteria applies (3.76\*(2.677\*(DOC2+0.5))
- #9:Water Framework Directive (Standards & Classification) Directions (England & Wales) 2015. Dissolved & bioavailable (bio) fraction plus background. M-BAT tool to assess: <http://wfd.uk.org/resources/river-lakes-metal-bioavailability-assessment-tool-m-bat>
- #10:Water Framework Directive (Standards and Classification) Directions (England and Wales) 2015. Dissolved Fraction. MAC adopted in absence of AA value.
- #11:Guidelines for Drinking-water Quality, 4th Edition. WHO, 2011. Informal value.
- #12:Operational Targets and EQS. EA, April 2018.
- #13:Operational Targets and EQS. EA, April 2018. Lowest criteria presented (<200mg/l CaCO3). See 'further assessment' values if criteria exceeded and hardness (CaCO3) data available.
- #14:Guidelines for Drinking-water Quality, 4th Edition. WHO, 2011. Based on taste rather than a formal guideline.
- #15:Water Framework Directive (Standards and Classification) Directions (England and Wales) 2015. Indicator of 'good' status (90%ile) - Ammonia standard for lakes and rivers (total ammonia as nitrogen).
- #16:Operational Targets and EQS. EA, April 2018. Dissolved fraction. Lowest criteria presented (<50 mg/l CaCO3). See 'further assessment' values if criteria exceeded and hardness (CaCO3) data available.
- #17:Water Supply (Water Quality) Regulations 2016. As SO4.
- #18:US EPA Regional Screening Levels, May 2019. <https://www.epa.gov/risk/regional-screening-levels-rsls-generic-tables>
- #19:Operational Targets and EQS. EA, April 2018. Maximum Allowable Concentration (MAC) adopted in absence of Annual Average (AA) value.

**Legend**

36.2	Results exceeds GAC.
<50	Results MDL is greater than GAC.
-	Determinand has not been tested for.

**Notes**

A range is given where a determinand has been analysed for by more than one method.

				Field_ID	OH07037-X-6.70-ES-191113	OH07038-X-0.10-ES-190930	OH07038-X-0.30-ES-190930	OH07038-X-0.80-ES-190930	OH07038-X-1.70-ES-190930	OH07038-X-14.50-ES-191003		
				Location_Code	OH07037	OH07038	OH07038	OH07038	OH07038	OH07038		
				Sample_Depth Range	0.7	0.1	0.3	0.3	1.7	14.5		
				Sampled Date Time	13/11/2019	30/09/2019	30/09/2019	30/09/2019	30/09/2019	03/10/2019		
				Matrix Description								
				UK Drinking Water Standards	UK Estuaries and coastal waters EQS	UK Freshwater EQS						
Chem_Group	ChemName	output unit	EQL									
Metals	Antimony	µg/L	1	5 <sup>#1</sup>			3.8	<1	1.13	14.7	4.66	3.76
	Arsenic	µg/L	0.5	10 <sup>#1</sup>	25 <sup>#2</sup>	50 <sup>#2</sup>	4.57	1.36	1.64	4.54	1.83	13.1
	Boron	µg/L	10	1000 <sup>#1</sup>	7000 <sup>#3</sup>	2000 <sup>#3</sup>	2710	375	301	260	74.1	378
	Cadmium	µg/L	0.02	5 <sup>#1</sup>	0.2 <sup>#4</sup>	0.08 <sup>#5</sup>	<0.08	0.623	<0.08	0.0899	<0.08	<0.08
	Chromium (hexavalent)	µg/L	3		0.6 <sup>#4</sup>	3.4 <sup>#4</sup>	<3	<3	<3	<3	<3	<3
	Chromium	µg/L	1	50 <sup>#1</sup>	0.6 <sup>#4</sup>	3.4 <sup>#6</sup>	<1	<1	<1	<1	<1	<1
	Chromium (Trivalent)	µg/L	3			4.7 <sup>#4</sup>	<3	<3	<3	<3	<3	<3
	Cobalt	µg/L	0.5			3 <sup>#7</sup>	1.54	3.14	6.41	1.77	2.18	0.64
	Copper	µg/L	0.3	2000 <sup>#1</sup>	3.76 <sup>#8</sup>	1(bio) <sup>#9</sup>	2.46	4.81	0.684	5.46	1.04	0.909
	Lead	µg/L	0.2	10 <sup>#1</sup>	1.3 <sup>#4</sup>	1.2(bio) <sup>#9</sup>	0.464	0.246	0.42	0.372	0.229	<0.2
	Mercury	µg/L	0.01	1 <sup>#1</sup>	0.07(MAC) <sup>#10</sup>	0.07(MAC) <sup>#10</sup>	<0.01	<0.01	<0.01	<0.01	<0.01	<0.01
	Molybdenum	µg/L	1	70 <sup>#11</sup>			69.6	<3	26.6	52.4	47.4	11.4
	Nickel	µg/L	0.4	20 <sup>#1</sup>	8.6 <sup>#4</sup>	4(bio) <sup>#9</sup>	3.71	22.1	25.2	11	8.82	2.31
	Selenium	µg/L	1	10 <sup>#1</sup>			<1	36.5	73.6	45.7	14.6	2.41
Vanadium	µg/L	1		100 <sup>#12</sup>	20 <sup>#13</sup>	10.1	<1	<1	5.96	<1	22.5	
Zinc	µg/L	1	3000 <sup>#14</sup>		10.9(bio) <sup>#9</sup>	310	69.6	1.9	2.38	<1	<1	
Inorganics	Available Phosphate	mg/l	6				-	-	-	-	-	-
	Available Phosphorus	mg/l	2				-	-	-	-	-	-
	Ammoniacal Nitrogen as N	mg/L	0.002		0.02 <sup>#2</sup>	0.6 <sup>#15</sup>	14.8	0.0338	0.01	1.43	0.816	4.84
	Calcium	mg/L	0.2				145	553	264	565	86.9	10.8
	Chloride	mg/L	1	250 <sup>#1</sup>		250 <sup>#3</sup>	1970	13.8	12.9	23.1	66	371
	Cyanide (Free)	µg/L	2.5	50 <sup>#1</sup>	1 <sup>#2</sup>	1 <sup>#2</sup>	<2.5	<2.5	<2.5	<2.5	<2.5	<2.5
	Cyanide Total	µg/L	5	50 <sup>#1</sup>	1 <sup>#2</sup>	1 <sup>#2</sup>	<5	<5	<5	<5	<5	<5
	cyanides-complex	µg/L	5	50 <sup>#1</sup>	1 <sup>#2</sup>	1 <sup>#2</sup>	<5	<5	<5	<5	<5	<5
	Fluoride	µg/L	100	1500 <sup>#1</sup>	5000 <sup>#7</sup>	1000 <sup>#16</sup>	807	<500	<500	908	1030	<500
	Magnesium	mg/L	0.036				162	195	87.8	79.2	21.2	13.7
	Potassium	mg/L	0.2				125	48.9	47.8	44.1	27.2	28.6
Sodium	mg/L	0.076	200 <sup>#1</sup>			1290	94.5	96.8	91	53.1	260	
Sulphate	mg/L	2	250(SO4) <sup>#17</sup>		400 <sup>#3</sup>	853	2240	1150	1830	310	45	
Phenolics	Xylenols	µg/L	0.5				<0.5	<0.5	<0.5	<0.5	<0.5	<0.5
	Trimethylphenols	µg/L	0.5				-	-	-	-	-	-
	Cresol Total	µg/L	0.5				<0.5	<0.5	<0.5	<0.5	<0.5	<0.5
	Dimethylphenols	µg/L	0.5				-	-	-	-	-	-
	Phenol	µg/L	0.5	5800 <sup>#18</sup>	7.7 <sup>#2</sup>	7.7 <sup>#2</sup>	<0.5	<1	<0.5	<1	<0.5	<0.5
	Phenols Monohydric	µg/L	0.5				<0.5	<1	<0.5	<1	<0.5	<0.5
Other	Temperature	°C					-	-	-	-	-	-
	Conductivity @ 25oC	mS/cm	0.01				-	-	-	-	-	-
	Conductivity @ 20oC	µS/cm	14				-	-	-	-	-	-
	pH (Lab)	pH Units	1	6.5-9.5 <sup>#1</sup>	6-8.5(MAC) <sup>#19</sup>	6-9(MAC) <sup>#19</sup>	-	-	-	-	-	-

Field_ID	Location_Code	Sample_Death_Range	Sampled_Date_Time	Matrix_Description
OH07037-X-6.70-ES-191113	OH07037	0.7	13/11/2019	UK Drinking Water Standards
OH07038-X-0.10-ES-190930	OH07038	0.1	30/09/2019	UK Estuaries and coastal waters EQS
OH07038-X-0.30-ES-190930	OH07038	0.3	30/09/2019	UK Freshwater EQS
OH07038-X-0.80-ES-190930	OH07038	0.8	30/09/2019	
OH07038-X-1.70-ES-190930	OH07038	1.7	30/09/2019	
OH07038-X-14.50-ES-191003	OH07038	14.5	03/10/2019	

Chem_Group	ChemName	output unit	EQL

**Environmental Standards Comments**

- #1:Water Supply (Water Quality) Regulations 2016.
- #2:Water Framework Directive (Standards and Classification) Directions (England and Wales) 2015.
- #3:Operational Targets and EQS. EA, April 2018
- #4:Water Framework Directive (Standards & Classification) Directions (England & Wales) 2015. Dissolved fraction.
- #5:Water Framework Directive (Standards & Classification) Directions (England & Wales) 2015. Dissolved fraction. Lowest criteria presented (<40mg/l of CaCO3). See 'further assessment' if criteria exceeded and hardness (CaCO3) data available.
- #6:Water Framework Directive (Standards and Classification) Directions (England and Wales) 2015. Dissolved Fraction. If hexavalent chromium (CrVI) data is available, a value of 4.7µg/l may be appropriate for the remaining trivalent chromium (CrIII).
- #7:Operational Targets and EQS. EA, April 2018. Dissolved fraction.
- #8:Water Framework Directive (Standards and Classification) Directions (England and Wales) 2015. Dissolved Fraction. If DOC >1mg/l then a higher criteria applies (3.76\*(2.677\*(DOC2+0.5))
- #9:Water Framework Directive (Standards & Classification) Directions (England & Wales) 2015. Dissolved & bioavailable (bio) fraction plus background. M-BAT tool to assess: <http://wfd.uk.org/resources/river-lakes-metal-bioavailability-assessment-tool-m-bat>
- #10:Water Framework Directive (Standards and Classification) Directions (England and Wales) 2015. Dissolved Fraction. MAC adopted in absence of AA value.
- #11:Guidelines for Drinking-water Quality, 4th Edition. WHO, 2011. Informal value.
- #12:Operational Targets and EQS. EA, April 2018.
- #13:Operational Targets and EQS. EA, April 2018. Lowest criteria presented (<200mg/l CaCO3). See 'further assessment' values if criteria exceeded and hardness (CaCO3) data available.
- #14:Guidelines for Drinking-water Quality, 4th Edition. WHO, 2011. Based on taste rather than a formal guideline.
- #15:Water Framework Directive (Standards and Classification) Directions (England and Wales) 2015. Indicator of 'good' status (90%ile) - Ammonia standard for lakes and rivers (total ammonia as nitrogen).
- #16:Operational Targets and EQS. EA, April 2018. Dissolved fraction. Lowest criteria presented (<50 mg/l CaCO3). See 'further assessment' values if criteria exceeded and hardness (CaCO3) data available.
- #17:Water Supply (Water Quality) Regulations 2016. As SO4.
- #18:US EPA Regional Screening Levels, May 2019. <https://www.epa.gov/risk/regional-screening-levels-rsls-generic-tables>
- #19:Operational Targets and EQS. EA, April 2018. Maximum Allowable Concentration (MAC) adopted in absence of Annual Average (AA) value.

**Legend**

36.2	Results exceeds GAC.
<50	Results MDL is greater than GAC.
-	Determinand has not been tested for.

**Notes**

A range is given where a determinand has been analysed for by more than one method.

				Field_ID	OH07038-X-2.60-ES-191001	OH07038-X-28.50-ES-191010	OH07038-X-3.60-ES-191001	OH07038-X-30.41-ES-191016	OH07038-X-5.50-ES-191001	OH07038-X-6.50-ES-191002		
				Location_Code	OH07038	OH07038	OH07038	OH07038	OH07038	OH07038		
				Sample_Depth Range	2.6	28.5	3.6	30.41-30.7	5.5	6.5		
				Sampled Date Time	01/10/2019	10/10/2019	01/10/2019	16/10/2019	01/10/2019	02/10/2019		
				Matrix Description								
				UK Drinking Water Standards								
				UK Estuaries and coastal waters EQS								
				UK Freshwater EQS								
Chem_Group	ChemName	output unit	EQL									
Metals	Antimony	µg/L	1	5 <sup>#1</sup>			3.33	1.62	28.6	4.51	5.01	8.64
	Arsenic	µg/L	0.5	10 <sup>#1</sup>	25 <sup>#2</sup>	50 <sup>#2</sup>	18.8	0.708	3.92	0.974	4.78	32.9
	Boron	µg/L	10	1000 <sup>#1</sup>	7000 <sup>#3</sup>	2000 <sup>#3</sup>	69.4	133	1150	199	1690	666
	Cadmium	µg/L	0.02	5 <sup>#1</sup>	0.2 <sup>#4</sup>	0.08 <sup>#5</sup>	<0.08	<0.08	0.553	<0.08	0.107	<0.08
	Chromium (hexavalent)	µg/L	3		0.6 <sup>#4</sup>	3.4 <sup>#4</sup>	<3	<3	<3	<3	<3	<3
	Chromium	µg/L	1	50 <sup>#1</sup>	0.6 <sup>#4</sup>	3.4 <sup>#6</sup>	4.75	<1	<1	<1	1.06	<1
	Chromium (Trivalent)	µg/L	3			4.7 <sup>#4</sup>	4.75	<1	<3	<3	<3	<3
	Cobalt	µg/L	0.5		3 <sup>#7</sup>	3 <sup>#7</sup>	<0.5	<0.5	14.7	1.34	0.851	<0.5
	Copper	µg/L	0.3	2000 <sup>#1</sup>	3.78 <sup>#8</sup>	1160 <sup>#9</sup>	24.4	0.921	8.43	<0.3	1.4	1.07
	Lead	µg/L	0.2	10 <sup>#1</sup>	1.3 <sup>#4</sup>	1.210 <sup>#9</sup>	<0.2	<0.2	4.18	<0.2	0.687	0.238
	Mercury	µg/L	0.01	1 <sup>#1</sup>	0.07(MAC) <sup>#10</sup>	0.07(MAC) <sup>#10</sup>	<0.01	<0.01	45.4	<0.01	39	<0.01
	Molybdenum	µg/L	1	70 <sup>#11</sup>			34.3	4.61	5.97	5.97	39	16.7
	Nickel	µg/L	0.4	20 <sup>#1</sup>	8.6 <sup>#4</sup>	4160 <sup>#9</sup>	7.03	0.824	25.1	13.9	2.51	1.93
	Selenium	µg/L	1	10 <sup>#1</sup>			11.4	<1	1.94	<1	2.51	<1
	Vanadium	µg/L	1		100 <sup>#12</sup>	20 <sup>#13</sup>	223	<1	4.63	<1	1.81	13.6
	Zinc	µg/L	1	3000 <sup>#14</sup>		10.9(bio) <sup>#9</sup>	1.22	<1	121	2.93	4.44	1.28
Inorganics	Available Phosphate	mg/l	6				-	-	-	-	-	-
	Available Phosphorus	mg/l	2				-	-	-	-	-	-
	Ammoniacal Nitrogen as N	mg/L	0.002		0.02 <sup>#2</sup>	0.6 <sup>#15</sup>	0.811	0.937	3.92	0.915	28.2	12.4
	Calcium	mg/L	0.2				96.2	31.1	595	53.9	37.8	7.97
	Chloride	mg/L	1	250 <sup>#1</sup>		250 <sup>#3</sup>	67.4	387	59.1	524	164	611
	Cyanide (Free)	µg/L	2.5	50 <sup>#1</sup>	1 <sup>#2</sup>	1 <sup>#2</sup>	<2.5	<2.5	<2.5	<2.5	<2.5	<2.5
	Cyanide Total	µg/L	5	50 <sup>#1</sup>	1 <sup>#2</sup>	1 <sup>#2</sup>	<5	<5	<5	<5	<5	5.53
	cyanides-complex	µg/L	5	50 <sup>#1</sup>	1 <sup>#2</sup>	1 <sup>#2</sup>	<5	<5	<5	<5	<5	5.53
	Fluoride	µg/L	100	1500 <sup>#1</sup>	5000 <sup>#7</sup>	1000 <sup>#16</sup>	<500	<500	<500	<500	640	559
	Magnesium	mg/L	0.036				<0.036	20.9	27.5	33.5	21.4	14.1
	Potassium	mg/L	0.2				25.6	14.9	44.3	18.4	51	36.1
Sodium	mg/L	0.076		200 <sup>#1</sup>		83.2	242	50.5	231	152	434	
Sulphate	mg/L	2	250(SO4) <sup>#17</sup>		400 <sup>#3</sup>	283	41.6	1550	69.5	253	55.8	
Phenolics	Xylenols	µg/L	0.5				<0.5	<0.5	<0.5	<0.5	<0.5	<0.5
	Trimethylphenols	µg/L	0.5				-	-	-	-	-	-
	Cresol Total	µg/L	0.5				<0.5	<0.5	<0.5	<0.5	<0.5	<0.5
	Dimethylphenols	µg/L	0.5				-	-	-	-	-	-
	Phenol	µg/L	0.5	5800 <sup>#18</sup>	7.7 <sup>#2</sup>	7.7 <sup>#2</sup>	<5	1.97	<1	<0.5	<0.5	2.16
	Phenols Monohydric	µg/L	0.5				<5	1.97	<1	<0.5	<0.5	2.16
Other	Temperature	°C					-	-	-	-	-	-
	Conductivity @ 25oC	mS/cm	0.01				-	-	-	-	-	-
	Conductivity @ 20oC	µS/cm	14				-	-	-	-	-	-
	pH (Lab)	pH Units	1	6.5-9.5 <sup>#1</sup>	6-8.5(MAC) <sup>#19</sup>	6-9(MAC) <sup>#19</sup>	-	-	-	-	-	-

Field_ID	Location_Code	Sample_Depth_Range	Sampled_Date_Time	Matrix_Description
OH07038-X-2.60-ES-191001	OH07038	2.6	01/10/2019	UK Drinking Water Standards
OH07038-X-28.50-ES-191010	OH07038	28.5	10/10/2019	UK Estuaries and coastal waters EQS
OH07038-X-3.60-ES-191001	OH07038	3.6	01/10/2019	UK Freshwater EQS
OH07038-X-30.41-ES-191016	OH07038	30.41-30.7	16/10/2019	
OH07038-X-5.50-ES-191001	OH07038	5.5	01/10/2019	
OH07038-X-6.50-ES-191002	OH07038	6.5	02/10/2019	

Chem_Group	ChemName	output unit	EQL

**Environmental Standards Comments**

- #1:Water Supply (Water Quality) Regulations 2016.
- #2:Water Framework Directive (Standards and Classification) Directions (England and Wales) 2015.
- #3:Operational Targets and EQS. EA, April 2018
- #4:Water Framework Directive (Standards & Classification) Directions (England & Wales) 2015. Dissolved fraction.
- #5:Water Framework Directive (Standards & Classification) Directions (England & Wales) 2015. Dissolved fraction. Lowest criteria presented (<40mg/l of CaCO3). See 'further assessment' if criteria exceeded and hardness (CaCO3) data available.
- #6:Water Framework Directive (Standards and Classification) Directions (England and Wales) 2015. Dissolved Fraction. If hexavalent chromium (CrVI) data is available, a value of 4.7µg/l may be appropriate for the remaining trivalent chromium (CrIII).
- #7:Operational Targets and EQS. EA, April 2018. Dissolved fraction.
- #8:Water Framework Directive (Standards and Classification) Directions (England and Wales) 2015. Dissolved Fraction. If DOC >1mg/l then a higher criteria applies  $(3.76 \times (2.677 \times (\text{DOC}^2 - 0.5)))$
- #9:Water Framework Directive (Standards & Classification) Directions (England & Wales) 2015. Dissolved & bioavailable (bio) fraction plus background. M-BAT tool to assess: <http://wfd.uk.org/resources/river-lakes-metal-bioavailability-assessment-tool-m-bat>
- #10:Water Framework Directive (Standards and Classification) Directions (England and Wales) 2015. Dissolved Fraction. MAC adopted in absence of AA value.
- #11:Guidelines for Drinking-water Quality, 4th Edition. WHO, 2011. Informal value.
- #12:Operational Targets and EQS. EA, April 2018.
- #13:Operational Targets and EQS. EA, April 2018. Lowest criteria presented (<200mg/l CaCO3). See 'further assessment' values if criteria exceeded and hardness (CaCO3) data available.
- #14:Guidelines for Drinking-water Quality, 4th Edition. WHO, 2011. Based on taste rather than a formal guideline.
- #15:Water Framework Directive (Standards and Classification) Directions (England and Wales) 2015. Indicator of 'good' status (90%ile) - Ammonia standard for lakes and rivers (total ammonia as nitrogen).
- #16:Operational Targets and EQS. EA, April 2018. Dissolved fraction. Lowest criteria presented (<50 mg/l CaCO3). See 'further assessment' values if criteria exceeded and hardness (CaCO3) data available.
- #17:Water Supply (Water Quality) Regulations 2016. As SO4.
- #18:US EPA Regional Screening Levels, May 2019. <https://www.epa.gov/risk/regional-screening-levels-rsls-generic-tables>
- #19:Operational Targets and EQS. EA, April 2018. Maximum Allowable Concentration (MAC) adopted in absence of Annual Average (AA) value.

**Legend**

36.2	Results exceeds GAC.
<50	Results MDL is greater than GAC.
-	Determinand has not been tested for.

**Notes**

A range is given where a determinand has been analysed for by more than one method.

				Field_ID	OH7039-X-0.05-ES-190930	OH7039-X-1.00-ES-190930	OH7039-X-2.00-ES-190930	OH7039-X-24.00-ES-191007	OH7039-X-28.10-ES-191008	OH7039-X-3.00-ES-190930		
				Location_Code	OH7039	OH7039	OH7039	OH7039	OH7039	OH7039		
				Sample_Depth Range	0.05	1	2	24	28.1	3		
				Sampled Date Time	30/09/2019	30/09/2019	30/09/2019	07/10/2019	08/10/2019	30/09/2019		
				Matrix Description								
				UK Drinking Water Standards								
				UK Estuaries and coastal waters EQS								
				UK Freshwater EQS								
Chem_Group	ChemName	output unit	EQL									
Metals	Antimony	µg/L	1	5 <sup>#1</sup>			<1	14.8	8.25	2.77	2.88	3.02
	Arsenic	µg/L	0.5	10 <sup>#1</sup>	25 <sup>#2</sup>	50 <sup>#2</sup>	0.88	9.26	15.1	2.61	1.04	3.87
	Boron	µg/L	10	1000 <sup>#1</sup>	7000 <sup>#3</sup>	2000 <sup>#3</sup>	256	246	70.7	140	125	43.8
	Cadmium	µg/L	0.02	5 <sup>#1</sup>	0.2 <sup>#4</sup>	0.08 <sup>#5</sup>	<0.08	<0.08	<0.08	<0.08	<0.08	<0.08
	Chromium (hexavalent)	µg/L	3		0.6 <sup>#4</sup>	3.4 <sup>#4</sup>	<3	<3	<6	<3	<3	<3
	Chromium	µg/L	1	50 <sup>#1</sup>	0.6 <sup>#4</sup>	3.4 <sup>#6</sup>	<1	4.78	8.84	<1	<1	<1
	Chromium (Trivalent)	µg/L	3		4.7 <sup>#4</sup>	4.7 <sup>#4</sup>	<3	4.78	8.84	<3	<3	<3
	Cobalt	µg/L	0.5		3 <sup>#7</sup>	3 <sup>#7</sup>	0.733	0.68	1.02	1.08	<0.5	1.02
	Copper	µg/L	0.3	2000 <sup>#1</sup>	3.78 <sup>#8</sup>	1(bio) <sup>#9</sup>	1.18	16.3	99.6	0.667	1.03	4.89
	Lead	µg/L	0.2	10 <sup>#1</sup>	1.3 <sup>#4</sup>	1.2(bio) <sup>#9</sup>	0.258	0.732	0.59	<0.2	<0.2	0.344
	Mercury	µg/L	0.01	1 <sup>#1</sup>	0.07(MAC) <sup>#10</sup>	0.07(MAC) <sup>#10</sup>	<0.01	0.0104	0.0173	<0.01	<0.01	<0.01
	Molybdenum	µg/L	1	70 <sup>#11</sup>			3.04	23.7	37.3	16.3	4.1	40.4
	Nickel	µg/L	0.4	20 <sup>#1</sup>	8.6 <sup>#4</sup>	4(bio) <sup>#9</sup>	12.4	4.66	14.3	4.33	2.87	7.91
	Selenium	µg/L	1	10 <sup>#1</sup>			30.9	12.4	7.73	<1	<1	98.5
	Vanadium	µg/L	1		100 <sup>#12</sup>	20 <sup>#13</sup>	<1	41.1	270	3.31	1.27	4.16
	Zinc	µg/L	1	3000 <sup>#14</sup>		10.9(bio) <sup>#9</sup>	2.22	1.42	2.58	<1	<1	<1
Inorganics	Available Phosphate	mg/l	6				-	-	-	-	-	-
	Available Phosphorus	mg/l	2				-	-	-	-	-	-
	Ammoniacal Nitrogen as N	mg/L	0.002		0.02 <sup>#2</sup>	0.6 <sup>#15</sup>	<0.01	0.0118	2.18	0.527	0.0143	1.67
	Calcium	mg/L	0.2				511	299	128	32.9	29.4	32.2
	Chloride	mg/L	1	250 <sup>#1</sup>			13.8	37.1	48.3	201	329	97.4
	Cyanide (Free)	µg/L	2.5	50 <sup>#1</sup>	1 <sup>#2</sup>	1 <sup>#2</sup>	<2.5	<2.5	<2.5	<2.5	<2.5	<2.5
	Cyanide Total	µg/L	5	50 <sup>#1</sup>	1 <sup>#2</sup>	1 <sup>#2</sup>	<5	<5	7.14	<5	<5	<5
	cyanides-complex	µg/L	5	50 <sup>#1</sup>	1 <sup>#2</sup>	1 <sup>#2</sup>	<5	<5	7.14	<5	<5	<5
	Fluoride	µg/L	100	1500 <sup>#1</sup>	5000 <sup>#7</sup>	1000 <sup>#16</sup>	<500	1250	<500	<500	<500	892
	Magnesium	mg/L	0.036				141	8.63	0.665	17.1	19.1	8.12
	Potassium	mg/L	0.2				41	28.5	17.2	17	14.2	15.8
	Sodium	mg/L	0.076		200 <sup>#1</sup>		61	67.1	64.4	148	207	62.8
Sulphate	mg/L	2	250(SO4) <sup>#17</sup>		400 <sup>#3</sup>	1910	880	325	60.2	46.9	148	
Phenolics	Xylenols	µg/L	0.5				<0.5	<0.5	2.77	<0.5	<0.5	<0.5
	Trimethylphenols	µg/L	0.5				-	-	-	-	-	-
	Cresol Total	µg/L	0.5				<0.5	<0.5	2.63	<0.5	<0.5	<0.5
	Dimethylphenols	µg/L	0.5				-	-	-	-	-	-
	Phenol	µg/L	0.5	5800 <sup>#18</sup>	7.7 <sup>#2</sup>	7.7 <sup>#2</sup>	<2.5	<2	16.9	2.61	1.44	<0.5
Phenols Monohydric	µg/L	0.5				<2.5	<2	22.3	2.61	1.44	<0.5	
Other	Temperature	°C					-	-	-	-	-	-
	Conductivity @ 25oC	mS/cm	0.01				-	-	-	-	-	-
	Conductivity @ 20oC	µS/cm	14				-	-	-	-	-	-
	pH (Lab)	pH Units	1	6.5-9.5 <sup>#1</sup>	6-8.5(MAC) <sup>#19</sup>	6-9(MAC) <sup>#19</sup>	-	-	-	-	-	-

Field_ID	Location_Code	Sample_Depth_Range	Sampled_Date_Time	Matrix_Description
OH07039-X-0.05-ES-190930	OH07039	0.05	30/09/2019	UK Drinking Water Standards
OH07039-X-1.00-ES-190930	OH07039	1	30/09/2019	UK Estuaries and coastal waters EQS
OH07039-X-2.00-ES-190930	OH07039	2	30/09/2019	UK Freshwater EQS
OH07039-X-24.00-ES-191007	OH07039	24	07/10/2019	
OH07039-X-28.10-ES-191008	OH07039	28.1	08/10/2019	
OH07039-X-3.00-ES-190930	OH07039	3	30/09/2019	

Chem_Group	ChemName	output unit	EQL

**Environmental Standards Comments**

- #1:Water Supply (Water Quality) Regulations 2016.
- #2:Water Framework Directive (Standards and Classification) Directions (England and Wales) 2015.
- #3:Operational Targets and EQS. EA, April 2018
- #4:Water Framework Directive (Standards & Classification) Directions (England & Wales) 2015. Dissolved fraction.
- #5:Water Framework Directive (Standards & Classification) Directions (England & Wales) 2015. Dissolved fraction. Lowest criteria presented (<40mg/l of CaCO3). See 'further assessment' if criteria exceeded and hardness (CaCO3) data available.
- #6:Water Framework Directive (Standards and Classification) Directions (England and Wales) 2015. Dissolved Fraction. If hexavalent chromium (CrVI) data is available, a value of 4.7µg/l may be appropriate for the remaining trivalent chromium (CrIII).
- #7:Operational Targets and EQS. EA, April 2018. Dissolved fraction.
- #8:Water Framework Directive (Standards and Classification) Directions (England and Wales) 2015. Dissolved Fraction. If DOC >1mg/l then a higher criteria applies (3.76\*(2.677\*(DOC2+0.5))
- #9:Water Framework Directive (Standards & Classification) Directions (England & Wales) 2015. Dissolved & bioavailable (bio) fraction plus background. M-BAT tool to assess: <http://wfd.uk.org/resources/river-lakes-metal-bioavailability-assessment-tool-m-bat>
- #10:Water Framework Directive (Standards and Classification) Directions (England and Wales) 2015. Dissolved Fraction. MAC adopted in absence of AA value.
- #11:Guidelines for Drinking-water Quality, 4th Edition. WHO, 2011. Informal value.
- #12:Operational Targets and EQS. EA, April 2018.
- #13:Operational Targets and EQS. EA, April 2018. Lowest criteria presented (<200mg/l CaCO3). See 'further assessment' values if criteria exceeded and hardness (CaCO3) data available.
- #14:Guidelines for Drinking-water Quality, 4th Edition. WHO, 2011. Based on taste rather than a formal guideline.
- #15:Water Framework Directive (Standards and Classification) Directions (England and Wales) 2015. Indicator of 'good' status (90%ile) - Ammonia standard for lakes and rivers (total ammonia as nitrogen).
- #16:Operational Targets and EQS. EA, April 2018. Dissolved fraction. Lowest criteria presented (<50 mg/l CaCO3). See 'further assessment' values if criteria exceeded and hardness (CaCO3) data available.
- #17:Water Supply (Water Quality) Regulations 2016. As SO4.
- #18:US EPA Regional Screening Levels, May 2019. <https://www.epa.gov/risk/regional-screening-levels-rsls-generic-tables>
- #19:Operational Targets and EQS. EA, April 2018. Maximum Allowable Concentration (MAC) adopted in absence of Annual Average (AA) value.

**Legend**

36.2	Results exceeds GAC.
<50	Results MDL is greater than GAC.
-	Determinand has not been tested for.

**Notes**

A range is given where a determinand has been analysed for by more than one method.



				Field_ID	OH07039-X-36.60-ES-191014	OH07039-X-4.30-ES-190930	OH07039-X-49.00-ES-191017	OH07039-X-5.60-ES-191001	OH07040-X-0.10-ES-191009	OH07040-X-0.90-ES-191009		
				Location_Code	OH07039	OH07039	OH07039	OH07039	OH07040	OH07040		
				Sample_Depth Range	36.6	4.3	49-49.38	5.6	0.1	0.9		
				Sampled Date Time	14/10/2019	30/09/2019	17/10/2019	01/10/2019	09/10/2019	09/10/2019		
				Matrix Description								
				UK Drinking Water Standards								
				UK Estuaries and coastal waters EQS								
				UK Freshwater EQS								
Chem_Group	ChemName	output unit	EQL									
Metals	Antimony	µg/L	1	5 <sup>#1</sup>			<1	11.6	10.1	<1	<1	<1
	Arsenic	µg/L	0.5	10 <sup>#1</sup>	25 <sup>#2</sup>	50 <sup>#2</sup>	0.684	5.78	1.06	3.21	1.23	1.36
	Boron	µg/L	10	1000 <sup>#1</sup>	7000 <sup>#3</sup>	2000 <sup>#3</sup>	118	1110	93.1	787	264	299
	Cadmium	µg/L	0.02	5 <sup>#1</sup>	0.2 <sup>#4</sup>	0.08 <sup>#5</sup>	<0.08	0.216	<0.08	<0.08	<0.08	<0.08
	Chromium (hexavalent)	µg/L	3		0.6 <sup>#4</sup>	3.4 <sup>#4</sup>	<3	<3	<3	<3	<3	<3
	Chromium	µg/L	1	50 <sup>#1</sup>	0.6 <sup>#4</sup>	3.4 <sup>#6</sup>	<1	<1	<1	<1	<1	<1
	Chromium (Trivalent)	µg/L	3		4.7 <sup>#4</sup>	4.7 <sup>#4</sup>	<3	<3	<3	<3	<3	<3
	Cobalt	µg/L	0.5		3 <sup>#7</sup>	3 <sup>#7</sup>	<0.5	7.75	4.35	2.08	2.04	6.96
	Copper	µg/L	0.3	2000 <sup>#1</sup>	3.76 <sup>#8</sup>	116 <sup>#9</sup>	<0.3	12.2	<0.3	<0.3	1.72	0.781
	Lead	µg/L	0.2	10 <sup>#1</sup>	1.3 <sup>#4</sup>	1.219 <sup>#9</sup>	<0.2	1.35	<0.2	<0.2	<0.2	<0.2
	Mercury	µg/L	0.01	1 <sup>#1</sup>	0.07(MAC) <sup>#10</sup>	0.07(MAC) <sup>#10</sup>	<0.01	0.0177	<0.01	<0.01	<0.01	<0.01
	Molybdenum	µg/L	1	70 <sup>#11</sup>			<3	31.6	58.6	10.7	4.14	5.67
	Nickel	µg/L	0.4	20 <sup>#1</sup>	8.6 <sup>#4</sup>	416 <sup>#9</sup>	1.05	16.7	48.3	3.1	8.88	17.9
	Selenium	µg/L	1	10 <sup>#1</sup>			<1	1.32	3		32.6	33
	Vanadium	µg/L	1		100 <sup>#12</sup>	20 <sup>#13</sup>	<1	2.71	<1	<1	<1	<1
Zinc	µg/L	1	3000 <sup>#14</sup>		10.9 <sup>#9</sup>	1.36	136	3.37	2.27	<1	<1	
Inorganics	Available Phosphate	mg/l	6				-	-	-	-	-	-
	Available Phosphorus	mg/l	2				-	-	-	-	-	-
	Ammoniacal Nitrogen as N	mg/L	0.002		0.02 <sup>#2</sup>	0.6 <sup>#15</sup>	0.22	0.0353	0.217	23.2	0.0154	<0.01
	Calcium	mg/L	0.2				32.5	227	57.5	526	420	
	Chloride	mg/L	1	250 <sup>#1</sup>			380	828	334	214	43.3	63.3
	Cyanide (Free)	µg/L	2.5	50 <sup>#1</sup>	1 <sup>#2</sup>	25 <sup>#3</sup>	<2.5	<2.5	<2.5	<2.5	<2.5	<2.5
	Cyanide Total	µg/L	5	50 <sup>#1</sup>	1 <sup>#2</sup>	1 <sup>#2</sup>	<5	13.8	<5	<5	<5	<5
	cyanides-complex	µg/L	5	50 <sup>#1</sup>	1 <sup>#2</sup>	1 <sup>#2</sup>	<5	13.1	<5	<5	<5	<5
	Fluoride	µg/L	100	1500 <sup>#1</sup>	5000 <sup>#7</sup>	100 <sup>#16</sup>	<500	<500	<500	<500	<500	<500
	Magnesium	mg/L	0.036				22.5	64.9	23.7	69.7	132	113
	Potassium	mg/L	0.2				14.3	56.7	8.98	76.2	53.5	48.2
Sodium	mg/L	0.076		200 <sup>#1</sup>		251	563	207	208	102	119	
Sulphate	mg/L	2	250(SO4) <sup>#17</sup>		400 <sup>#3</sup>	52.6	617	108	1720	1970	1600	
Phenolics	Xylenols	µg/L	0.5				<0.5	<0.5	<0.5	<0.5	<0.5	<0.5
	Trimethylphenols	µg/L	0.5				-	-	-	-	-	-
	Cresol Total	µg/L	0.5				<0.5	<1.5	<0.5	<0.5	<0.5	<0.5
	Dimethylphenols	µg/L	0.5				-	-	-	-	-	-
	Phenol	µg/L	0.5	5800 <sup>#18</sup>	7.7 <sup>#2</sup>	7.7 <sup>#2</sup>	<0.5	<1.5	<0.5	<0.5	<0.5	<0.5
	Phenols Monohydric	µg/L	0.5				<0.5	<3	<0.5	<0.5	<0.5	<0.5
Other	Temperature	°C					-	-	-	-	-	-
	Conductivity @ 25oC	mS/cm	0.01				-	-	-	-	-	-
	Conductivity @ 20oC	µS/cm	14				-	-	-	-	-	-
	pH (Lab)	pH Units	1	6.5-9.5 <sup>#1</sup>	6-8.5(MAC) <sup>#19</sup>	6-9(MAC) <sup>#19</sup>	-	-	-	-	-	-

Field_ID	Location_Code	Sample_Depth_Range	Sampled_Date_Time	Matrix_Description
OH07039-X-36.60-ES-191014	OH07039	36.6	14/10/2019	UK Drinking Water Standards
OH07039-X-4.30-ES-190930	OH07039	4.3	30/09/2019	UK Estuaries and coastal waters EQS
OH07039-X-49.00-ES-191017	OH07039	49-49.38	17/10/2019	UK Freshwater EQS
OH07039-X-5.60-ES-191001	OH07039	5.6	01/10/2019	
OH07040-X-0.10-ES-191009	OH07040	0.1	09/10/2019	
OH07040-X-0.90-ES-191009	OH07040	0.9	09/10/2019	

Chem_Group	ChemName	output unit	EQL

**Environmental Standards Comments**

- #1:Water Supply (Water Quality) Regulations 2016.
- #2:Water Framework Directive (Standards and Classification) Directions (England and Wales) 2015.
- #3:Operational Targets and EQS. EA, April 2018
- #4:Water Framework Directive (Standards & Classification) Directions (England & Wales) 2015. Dissolved fraction.
- #5:Water Framework Directive (Standards & Classification) Directions (England & Wales) 2015. Dissolved fraction. Lowest criteria presented (<40mg/l of CaCO3). See 'further assessment' if criteria exceeded and hardness (CaCO3) data available.
- #6:Water Framework Directive (Standards and Classification) Directions (England and Wales) 2015. Dissolved Fraction. If hexavalent chromium (CrVI) data is available, a value of 4.7µg/l may be appropriate for the remaining trivalent chromium (CrIII).
- #7:Operational Targets and EQS. EA, April 2018. Dissolved fraction.
- #8:Water Framework Directive (Standards and Classification) Directions (England and Wales) 2015. Dissolved Fraction. If DOC >1mg/l then a higher criteria applies (3.76\*(2.677\*(DOC2-0.5))
- #9:Water Framework Directive (Standards & Classification) Directions (England & Wales) 2015. Dissolved & bioavailable (bio) fraction plus background. M-BAT tool to assess: <http://wfd.uk.org/resources/river-lakes-metal-bioavailability-assessment-tool-m-bat>
- #10:Water Framework Directive (Standards and Classification) Directions (England and Wales) 2015. Dissolved Fraction. MAC adopted in absence of AA value.
- #11:Guidelines for Drinking-water Quality, 4th Edition. WHO, 2011. Informal value.
- #12:Operational Targets and EQS. EA, April 2018.
- #13:Operational Targets and EQS. EA, April 2018. Lowest criteria presented (<200mg/l CaCO3). See 'further assessment' values if criteria exceeded and hardness (CaCO3) data available.
- #14:Guidelines for Drinking-water Quality, 4th Edition. WHO, 2011. Based on taste rather than a formal guideline.
- #15:Water Framework Directive (Standards and Classification) Directions (England and Wales) 2015. Indicator of 'good' status (90%ile) - Ammonia standard for lakes and rivers (total ammonia as nitrogen).
- #16:Operational Targets and EQS. EA, April 2018. Dissolved fraction. Lowest criteria presented (<50 mg/l CaCO3). See 'further assessment' values if criteria exceeded and hardness (CaCO3) data available.
- #17:Water Supply (Water Quality) Regulations 2016. As SO4.
- #18:US EPA Regional Screening Levels, May 2019. <https://www.epa.gov/risk/regional-screening-levels-rsls-generic-tables>
- #19:Operational Targets and EQS. EA, April 2018. Maximum Allowable Concentration (MAC) adopted in absence of Annual Average (AA) value.

**Legend**

36.2	Results exceeds GAC.
<50	Results MDL is greater than GAC.
-	Determinand has not been tested for.

**Notes**

A range is given where a determinand has been analysed for by more than one method.

				Field_ID	OH07040-X-1.80-ES-191024	OH07040-X-2.80-ES-191024	OH07040-X-24.00-ES-191030	OH07040-X-24.00-ES75-191030	OH07040-X-28.00-ES-191031		
				Location_Code	OH07040	OH07040	OH07040	OH07040	OH07040		
				Sample_DePTH_Range	1.8	2.8	24	24	28		
				Sampled_Date_Time	24/10/2019	24/10/2019	30/10/2019	30/10/2019	31/10/2019		
				Matrix_Description							
				UK Drinking Water Standards	UK Estuaries and coastal waters EQS	UK Freshwater EQS					
Chem_Group	ChemName	output unit	EQL								
Metals	Antimony	µg/L	1	5 <sup>#1</sup>			1.5	<1	2.83	3.15	4.32
	Arsenic	µg/L	0.5	10 <sup>#1</sup>	25 <sup>#2</sup>	50 <sup>#2</sup>	1.7	<0.5	5.98	5.83	0.585
	Boron	µg/L	10	1000 <sup>#1</sup>	7000 <sup>#3</sup>	2000 <sup>#3</sup>	391	245	152	158	162
	Cadmium	µg/L	0.02	5 <sup>#1</sup>	0.2 <sup>#4</sup>	0.08 <sup>#5</sup>	<0.08	<0.08	<0.08	<0.08	<0.08
	Chromium (hexavalent)	µg/L	3		0.6 <sup>#4</sup>	3.4 <sup>#4</sup>	<3	<3	<3	<3	<3
	Chromium	µg/L	1	50 <sup>#1</sup>	0.6 <sup>#4</sup>	3.4 <sup>#6</sup>	<1	<1	<1	<1	<1
	Chromium (Trivalent)	µg/L	3		4.7 <sup>#4</sup>		<3	<3	<3	<3	<3
	Cobalt	µg/L	0.5		3 <sup>#7</sup>		0.639	<0.5	0.715	0.715	2.32
	Copper	µg/L	0.3	2000 <sup>#1</sup>	3.76 <sup>#8</sup>	1(bio) <sup>#9</sup>	0.999	0.737	0.984	0.984	0.555
	Lead	µg/L	0.2	10 <sup>#1</sup>	1.3 <sup>#4</sup>	1.2(bio) <sup>#9</sup>	<0.2	<0.2	0.487	0.487	<0.2
	Mercury	µg/L	0.01	1 <sup>#1</sup>	0.07(MAC) <sup>#10</sup>	0.07(MAC) <sup>#10</sup>	<0.01	<0.01	<0.01	<0.01	<0.01
	Molybdenum	µg/L	1	70 <sup>#11</sup>			13.4	<3	8.08	12.2	5.02
	Nickel	µg/L	0.4	20 <sup>#1</sup>	8.6 <sup>#4</sup>	4(bio) <sup>#9</sup>	3.84	1.64	2.97	2.73	8.61
	Selenium	µg/L	1	10 <sup>#1</sup>			16.9	14.6	<1	1.07	<1
	Vanadium	µg/L	1		100 <sup>#12</sup>	20 <sup>#13</sup>	<1	<1	13.7	14.2	1.87
	Zinc	µg/L	1	3000 <sup>#14</sup>			<1	1.15	2.61	3.06	2.08
Inorganics	Available Phosphate	mg/l	6				-	-	-	-	-
	Available Phosphorus	mg/l	2				-	-	-	-	-
	Ammoniacal Nitrogen as N	mg/L	0.002		0.02 <sup>#2</sup>	0.6 <sup>#15</sup>	0.0117	0.0128	0.023	<0.01	<0.01
	Calcium	mg/L	0.2				121	82.3	21.5	20.5	43.5
	Chloride	mg/L	1	250 <sup>#1</sup>			24.6	33.7	97.1	89.6	443
	Cyanide (Free)	µg/L	2.5	50 <sup>#1</sup>	1 <sup>#2</sup>	1 <sup>#2</sup>	<2.5	<2.5	<2.5	<2.5	<2.5
	Cyanide Total	µg/L	5	50 <sup>#1</sup>	1 <sup>#2</sup>	1 <sup>#2</sup>	<5	<5	<5	<5	<5
	cyanides-complex	µg/L	5	50 <sup>#1</sup>	1 <sup>#2</sup>	1 <sup>#2</sup>	<5	<5	<5	<5	<5
	Fluoride	µg/L	100	1500 <sup>#1</sup>	5000 <sup>#7</sup>	1000 <sup>#16</sup>	<500	<500	<500	<500	<500
	Magnesium	mg/L	0.036				24.9	39.4	10.3	10.1	28
	Potassium	mg/L	0.2				32.1	38.7	11	11.3	15.9
Sodium	mg/L	0.076		200 <sup>#1</sup>		80.6	118	94.7	92.1	232	
Sulphate	mg/L	2	250(SO4) <sup>#17</sup>		400 <sup>#3</sup>	465	416	43.3	37.7	49.3	
Phenolics	Xylenols	µg/L	0.5				<0.5	<0.5	<0.5	<0.5	<0.5
	Trimethylphenols	µg/L	0.5				-	-	-	-	-
	Cresol Total	µg/L	0.5				<0.5	<0.5	<0.5	<0.5	<0.5
	Dimethylphenols	µg/L	0.5				-	-	-	-	-
	Phenol	µg/L	0.5	5800 <sup>#18</sup>	7.7 <sup>#2</sup>	7.7 <sup>#2</sup>	<0.5	0.72	<0.5	<0.5	<0.5
	Phenols Monohydric	µg/L	0.5				<0.5	0.72	<0.5	<0.5	<0.5
Other	Temperature	°C					-	-	-	-	-
	Conductivity @ 25oC	mS/cm	0.01				-	-	-	-	-
	Conductivity @ 20oC	µS/cm	14				-	-	-	-	-
	pH (Lab)	pH Units	1	6.5-9.5 <sup>#1</sup>	6-8.5(MAC) <sup>#19</sup>	6-9(MAC) <sup>#19</sup>	-	-	-	-	-

Field_ID	OH07040-X-1.80-ES-191024	OH07040-X-2.80-ES-191024	OH07040-X-24.00-ES-191030	OH07040-X-24.00-ES75-191030	OH07040-X-28.00-ES-191031
Location_Code	OH07040	OH07040	OH07040	OH07040	OH07040
Sample_Depth_Range	1.8	2.8	24	24	28
Sampled_Date_Time	24/10/2019	24/10/2019	30/10/2019	30/10/2019	31/10/2019
Matrix_Description	UK Drinking Water Standards	UK Estuaries and coastal waters EQS	UK Freshwater EQS		

Chem_Group	ChemName	output unit	EQL

**Environmental Standards Comments**

- #1:Water Supply (Water Quality) Regulations 2016.
- #2:Water Framework Directive (Standards and Classification) Directions (England and Wales) 2015.
- #3:Operational Targets and EQS. EA, April 2018
- #4:Water Framework Directive (Standards & Classification) Directions (England & Wales) 2015. Dissolved fraction.
- #5:Water Framework Directive (Standards & Classification) Directions (England & Wales) 2015. Dissolved fraction. Lowest criteria presented (<40mg/l of CaCO3). See 'further assessment' if criteria exceeded and hardness (CaCO3) data available.
- #6:Water Framework Directive (Standards and Classification) Directions (England and Wales) 2015. Dissolved Fraction. If hexavalent chromium (CrVI) data is available, a value of 4.7µg/l may be appropriate for the remaining trivalent chromium (CrIII).
- #7:Operational Targets and EQS. EA, April 2018. Dissolved fraction.
- #8:Water Framework Directive (Standards and Classification) Directions (England and Wales) 2015. Dissolved Fraction. If DOC >1mg/l then a higher criteria applies (3.76\*(2.677\*(DOC2+0.5)))
- #9:Water Framework Directive (Standards & Classification) Directions (England & Wales) 2015. Dissolved & bioavailable (bio) fraction plus background. M-BAT tool to assess: <http://wfd.uk.org/resources/river-lakes-metal-bioavailability-assessment-tool-m-bat>
- #10:Water Framework Directive (Standards and Classification) Directions (England and Wales) 2015. Dissolved Fraction. MAC adopted in absence of AA value.
- #11:Guidelines for Drinking-water Quality, 4th Edition. WHO, 2011. Informal value.
- #12:Operational Targets and EQS. EA, April 2018.
- #13:Operational Targets and EQS. EA, April 2018. Lowest criteria presented (<200mg/l CaCO3). See 'further assessment' values if criteria exceeded and hardness (CaCO3) data available.
- #14:Guidelines for Drinking-water Quality, 4th Edition. WHO, 2011. Based on taste rather than a formal guideline.
- #15:Water Framework Directive (Standards and Classification) Directions (England and Wales) 2015. Indicator of 'good' status (90%ile) - Ammonia standard for lakes and rivers (total ammonia as nitrogen).
- #16:Operational Targets and EQS. EA, April 2018. Dissolved fraction. Lowest criteria presented (<50 mg/l CaCO3). See 'further assessment' values if criteria exceeded and hardness (CaCO3) data available.
- #17:Water Supply (Water Quality) Regulations 2016. As SO4.
- #18:US EPA Regional Screening Levels, May 2019. <https://www.epa.gov/risk/regional-screening-levels-rsls-generic-tables>
- #19:Operational Targets and EQS. EA, April 2018. Maximum Allowable Concentration (MAC) adopted in absence of Annual Average (AA) value.

**Legend**

36.2	Results exceeds GAC.
<50	Results MDL is greater than GAC.
-	Determinand has not been tested for.

**Notes**

A range is given where a determinand has been analysed for by more than one method.

				Field_ID	OH07040-X-3.80-ES-191024	OH07040-X-30.20-ES-191106	OH07040-X-4.80-ES-191024	OH07040-X-41.62-ES-191107	OH07040-X-5.80-ES-191024	OH07040-X-6.80-ES-191024			
				Location_Code	OH07040	OH07040	OH07040	OH07040	OH07040	OH07040			
				Sample_Depth_Range	3.8	30.2-30.4	4.8	41.62-41.79	5.8	6.8			
				Sampled_Date_Time	24/10/2019	08/11/2019	24/10/2019	07/11/2019	24/10/2019	24/10/2019			
				Matrix_Description									
				UK Drinking Water Standards									
				UK Estuaries and coastal waters EQS									
				UK Freshwater EQS									
Chem_Group	ChemName	output unit	EQL										
Metals	Antimony	µg/L	1	5 <sup>#1</sup>			3.63	1.51	14.6	6.94	3.62	9.6	
	Arsenic	µg/L	0.5	10 <sup>#1</sup>		25 <sup>#2</sup>	7.6	1.45	3.48	0.713	2.36	4.77	
	Boron	µg/L	10	1000 <sup>#1</sup>		7000 <sup>#3</sup>	1150	129	820	51.8	3830	1370	
	Cadmium	µg/L	0.02	5 <sup>#1</sup>		0.2 <sup>#4</sup>	0.08 <sup>#5</sup>	<0.08	<0.08	<0.08	1.08	<0.08	
	Chromium (hexavalent)	µg/L	3			0.6 <sup>#4</sup>	3.4 <sup>#4</sup>	<3	<3	<3	<3	<3	
	Chromium	µg/L	1	50 <sup>#1</sup>		0.6 <sup>#4</sup>	3.4 <sup>#6</sup>	<1	<1	<1	<1	1.39	
	Chromium (Trivalent)	µg/L	3			4.7 <sup>#4</sup>	4.7 <sup>#4</sup>	<3	<3	<3	<3	<3	
	Cobalt	µg/L	0.5			3 <sup>#7</sup>	8.55	0.595	7.96	<0.5	22.5	<0.5	
	Copper	µg/L	0.3	2000 <sup>#1</sup>		3.76 <sup>#8</sup>	5.73	1.12	51.6	0.349	34.1	0.401	
	Lead	µg/L	0.2	10 <sup>#1</sup>		1.3 <sup>#4</sup>	4.44	<0.2	4.82	<0.2	2.34	<0.2	
	Mercury	µg/L	0.01	1 <sup>#1</sup>		0.07(MAC) <sup>#10</sup>	0.07(MAC) <sup>#10</sup>	0.0123	<0.01	0.044	<0.01	0.0191	<0.01
	Molybdenum	µg/L	1	70 <sup>#11</sup>				10.8	3.04	13.2	6.08	7.07	36.7
	Nickel	µg/L	0.4	20 <sup>#1</sup>		8.6 <sup>#4</sup>	4(hin) <sup>#9</sup>	13.1	3.12	16.4	3.25	30.3	2.95
	Selenium	µg/L	1	10 <sup>#1</sup>				1.21	<1	1.08	1.86	<1	<1
Vanadium	µg/L	1			100 <sup>#12</sup>	20 <sup>#13</sup>	1.58	<1	1.14	<1	<1	<1	
Zinc	µg/L	1	3000 <sup>#14</sup>			10.9(bin) <sup>#9</sup>	73.4	2.49	173	1.14	320	1.99	
Inorganics	Available Phosphate	mg/l	6				-	-	-	-	-	-	
	Available Phosphorus	mg/l	2				-	-	-	-	-	-	
	Ammoniacal Nitrogen as N	mg/L	0.002		0.02 <sup>#2</sup>	0.6 <sup>#15</sup>	13.8	0.888	5.04	0.265	29.1	24.2	
	Calcium	mg/L	0.2				689	31.3	356	22.7	794	38.5	
	Chloride	mg/L	1	250 <sup>#1</sup>		250 <sup>#3</sup>	30	502	31.5	278	377	228	
	Cyanide (Free)	µg/L	2.5	50 <sup>#1</sup>		1 <sup>#2</sup>	<2.5	<2.5	<2.5	<2.5	<2.5	<2.5	
	Cyanide Total	µg/L	5	50 <sup>#1</sup>		1 <sup>#2</sup>	<5	<5	<5	<5	<5	<5	
	cyanides-complex	µg/L	5	50 <sup>#1</sup>		1 <sup>#2</sup>	<5	<5	<5	<5	<5	<5	
	Fluoride	µg/L	100	1500 <sup>#1</sup>		5000 <sup>#7</sup>	1000 <sup>#16</sup>	<500	<500	<500	630	<500	<500
	Magnesium	mg/L	0.036				70.7	25.8	29.9	13.8	124	33.4	
	Potassium	mg/L	0.2				71.2	13.2	42	6.19	111	34.7	
Sodium	mg/L	0.076		200 <sup>#1</sup>		61.9	230	35.9	139	328	190		
Sulphate	mg/L	2	250(SO4) <sup>#17</sup>		400 <sup>#3</sup>	1640	45.1	781	25.2	1980	221		
Phenolics	Xylenols	µg/L	0.5				<0.5	<0.5	<0.5	<0.5	<0.5	0.65	
	Trimethylphenols	µg/L	0.5				-	-	-	-	-	-	
	Cresol Total	µg/L	0.5				<0.5	<0.5	<0.5	<0.5	<0.5	3.95	
	Dimethylphenols	µg/L	0.5				-	-	-	-	-	-	
	Phenol	µg/L	0.5	5800 <sup>#18</sup>		7.7 <sup>#2</sup>	<0.5	<0.5	<0.5	<0.5	<0.5	<0.5	1
	Phenols Monohydric	µg/L	0.5				<0.5	<0.5	<0.5	<0.5	<0.5	<0.5	5.6
Other	Temperature	°C					-	-	-	-	-	-	
	Conductivity @ 25oC	mS/cm	0.01				-	-	-	-	-	-	
	Conductivity @ 20oC	µS/cm	14				-	-	-	-	-	-	
	pH (Lab)	pH Units	1	6.5-9.5 <sup>#1</sup>	6-8.5(MAC) <sup>#19</sup>	6-9(MAC) <sup>#19</sup>	-	-	-	-	-	-	

Field_ID	OH07040-X-3.80-ES-191024	OH07040-X-30.20-ES-191106	OH07040-X-4.80-ES-191024	OH07040-X-41.62-ES-191107	OH07040-X-5.80-ES-191024	OH07040-X-6.80-ES-191024
Location_Code	OH07040	OH07040	OH07040	OH07040	OH07040	OH07040
Sample_Depth_Range	3.8	30.2-30.4	4.8	41.62-41.79	5.8	6.8
Sampled_Date_Time	24/10/2019	08/11/2019	24/10/2019	07/11/2019	24/10/2019	24/10/2019
Matrix_Description	UK Drinking Water Standards	UK Estuaries and coastal waters EQS	UK Freshwater EQS			

Chem_Group	ChemName	output unit	EQL

**Environmental Standards Comments**

- #1:Water Supply (Water Quality) Regulations 2016.
- #2:Water Framework Directive (Standards and Classification) Directions (England and Wales) 2015.
- #3:Operational Targets and EQS. EA, April 2018
- #4:Water Framework Directive (Standards & Classification) Directions (England & Wales) 2015. Dissolved fraction.
- #5:Water Framework Directive (Standards & Classification) Directions (England & Wales) 2015. Dissolved fraction. Lowest criteria presented (<40mg/l of CaCO3). See 'further assessment' if criteria exceeded and hardness (CaCO3) data available.
- #6:Water Framework Directive (Standards and Classification) Directions (England and Wales) 2015. Dissolved Fraction. If hexavalent chromium (CrVI) data is available, a value of 4.7µg/l may be appropriate for the remaining trivalent chromium (CrIII).
- #7:Operational Targets and EQS. EA, April 2018. Dissolved fraction.
- #8:Water Framework Directive (Standards and Classification) Directions (England and Wales) 2015. Dissolved Fraction. If DOC >1mg/l then a higher criteria applies (3.76\*(2.677\*(DOC2+0.5))
- #9:Water Framework Directive (Standards & Classification) Directions (England & Wales) 2015. Dissolved & bioavailable (bio) fraction plus background. M-BAT tool to assess: <http://wfd.uk.org/resources/river-lakes-metal-bioavailability-assessment-tool-m-bat>
- #10:Water Framework Directive (Standards and Classification) Directions (England and Wales) 2015. Dissolved Fraction. MAC adopted in absence of AA value.
- #11:Guidelines for Drinking-water Quality, 4th Edition. WHO, 2011. Informal value.
- #12:Operational Targets and EQS. EA, April 2018.
- #13:Operational Targets and EQS. EA, April 2018. Lowest criteria presented (<200mg/l CaCO3). See 'further assessment' values if criteria exceeded and hardness (CaCO3) data available.
- #14:Guidelines for Drinking-water Quality, 4th Edition. WHO, 2011. Based on taste rather than a formal guideline.
- #15:Water Framework Directive (Standards and Classification) Directions (England and Wales) 2015. Indicator of 'good' status (90%ile) - Ammonia standard for lakes and rivers (total ammonia as nitrogen).
- #16:Operational Targets and EQS. EA, April 2018. Dissolved fraction. Lowest criteria presented (<50 mg/l CaCO3). See 'further assessment' values if criteria exceeded and hardness (CaCO3) data available.
- #17:Water Supply (Water Quality) Regulations 2016. As SO4.
- #18:US EPA Regional Screening Levels, May 2019. <https://www.epa.gov/risk/regional-screening-levels-rsls-generic-tables>
- #19:Operational Targets and EQS. EA, April 2018. Maximum Allowable Concentration (MAC) adopted in absence of Annual Average (AA) value.

**Legend**

36.2	Results exceeds GAC.
<50	Results MDL is greater than GAC.
-	Determinand has not been tested for.

**Notes**

A range is given where a determinand has been analysed for by more than one method.

				Field_ID	OH07040-X-7.60-ES-191024	OH07041-X-0.05-ES-191023	OH07041-X-0.50-ES-191023	OH07041-X-1.10-ES-191023	OH07041-X-14.00-ES-191022	OH07041-X-2.00-ES-191017		
				Location_Code	OH07040	OH07041	OH07041	OH07041	OH07041	OH07041		
				Sample_Death_Range	7.6	0.03	0.5	1.1	14	2		
				Sampled_Date_Time	24/10/2019	23/10/2019	23/10/2019	23/10/2019	22/10/2019	17/10/2019		
				Matrix_Description								
				UK Drinking Water Standards								
				UK Estuaries and coastal waters EQS								
				UK Freshwater EQS								
Chem_Group	ChemName	output unit	EQL									
Metals	Antimony	µg/L	1	5 <sup>#1</sup>			3.2	3	1	<1	<10	9
	Arsenic	µg/L	0.5	10 <sup>#1</sup>	25 <sup>#2</sup>	50 <sup>#2</sup>	4.22	<1	<1	1	10	17
	Boron	µg/L	10	1000 <sup>#1</sup>	7000 <sup>#3</sup>	2000 <sup>#3</sup>	1110	170	260	250	2490	70
	Cadmium	µg/L	0.02	5 <sup>#1</sup>	0.2 <sup>#4</sup>	0.08 <sup>#5</sup>	<0.08	<0.02	<0.02	0.1	<0.2	<0.02
	Chromium (hexavalent)	µg/L	3		0.6 <sup>#4</sup>	3.4 <sup>#4</sup>	<3	<3	<3	<3	<3	5
	Chromium	µg/L	1	50 <sup>#1</sup>	0.6 <sup>#4</sup>	3.4 <sup>#6</sup>	1.11	<1	<1	<1	<10	5
	Chromium (Trivalent)	µg/L	3		4.7 <sup>#4</sup>	4.7 <sup>#4</sup>	<3	<3	<3	<3	<10	<1
	Cobalt	µg/L	0.5		3 <sup>#7</sup>	3 <sup>#7</sup>	<0.5	<1	<1	<1	<10	<1
	Copper	µg/L	0.3	2000 <sup>#1</sup>	3.76 <sup>#8</sup>	1(bio) <sup>#9</sup>	1.21	3	3	3	<10	44
	Lead	µg/L	0.2	10 <sup>#1</sup>	1.3 <sup>#4</sup>	1.2(bio) <sup>#9</sup>	<0.2	<1	<1	<1	<10	<1
	Mercury	µg/L	0.01	1 <sup>#1</sup>	0.07(MAC) <sup>#10</sup>	0.07(MAC) <sup>#10</sup>	<0.01	<0.03	<0.03	<0.03	<0.3	0.03
	Molybdenum	µg/L	1	70 <sup>#11</sup>			18.1	3	10	11	34	32
	Nickel	µg/L	0.4	20 <sup>#1</sup>	8.6 <sup>#4</sup>	4(bio) <sup>#9</sup>	3.98	2	9	11	<10	11
	Selenium	µg/L	1	10 <sup>#1</sup>			<1	3	40	31	<10	5
	Vanadium	µg/L	1		100 <sup>#12</sup>	20 <sup>#13</sup>	8.85	1	<1	<1	<10	111
Zinc	µg/L	1	3000 <sup>#14</sup>			<1	2	2	<2	25	<2	
Inorganics	Available Phosphate	mg/l	6				-	-	-	-	-	-
	Available Phosphorus	mg/l	2				-	-	-	-	-	-
	Ammoniacal Nitrogen as N	mg/L	0.002		0.02 <sup>#2</sup>	0.6 <sup>#15</sup>	16.4	0.04	0.04	0.03	22.6	4.6
	Calcium	mg/L	0.2				9.91	99	384	55	348	249
	Chloride	mg/L	1	250 <sup>#1</sup>			351	3	12	10	2430	60
	Cyanide (Free)	µg/L	2.5	50 <sup>#1</sup>	1 <sup>#2</sup>	1 <sup>#2</sup>	<2.5	<20	<20	<20	<20	<20
	Cyanide Total	µg/L	5	50 <sup>#1</sup>	1 <sup>#2</sup>	1 <sup>#2</sup>	<5	<20	<20	<20	<20	<20
	cyanides-complex	µg/L	5	50 <sup>#1</sup>	1 <sup>#2</sup>	1 <sup>#2</sup>	<5	-	-	-	-	-
	Fluoride	µg/L	100	1500 <sup>#1</sup>	5000 <sup>#7</sup>	1000 <sup>#16</sup>	659	500	500	400	400	200
	Magnesium	mg/L	0.036				10.9	20	90	90	107	<1
	Potassium	mg/L	0.2				32.5	16	48	54	100	24
Sodium	mg/L	0.076		200 <sup>#1</sup>		206	16	89	92	1370	115	
Sulphate	mg/L	2	250(SO4) <sup>#17</sup>		400 <sup>#3</sup>	46.8	306	1560	1530	33	753	
Phenolics	Xylenols	µg/L	0.5				<0.5	-	-	-	-	-
	Trimethylphenols	µg/L	0.5				-	<0.5	<0.5	<0.5	<0.5	<0.5
	Cresol Total	µg/L	0.5				<0.5	<0.5	<0.5	<0.5	<0.5	3.7
	Dimethylphenols	µg/L	0.5				-	<0.5	<0.5	<0.5	<0.5	<0.5
	Phenol	µg/L	0.5	5800 <sup>#18</sup>	7.7 <sup>#2</sup>	7.7 <sup>#2</sup>	<0.5	<0.5	0.6	<0.5	6.6	83.3
Phenols Monohydric	µg/L	0.5				<0.5	<0.5	0.6	<0.5	6.6	83.3	
Other	Temperature	°C					-	-	-	-	-	-
	Conductivity @ 25oC	mS/cm	0.01				-	0.725	2.3	2.24	7.96	1.52
	Conductivity @ 20oC	µS/cm	14				-	-	-	-	-	-
	pH (Lab)	pH Units	1	6.5-9.5 <sup>#1</sup>	6-8.5(MAC) <sup>#19</sup>	6-9(MAC) <sup>#19</sup>	-	7.5	7.3	7.3	8	9.6

Field_ID	OH07040-X-7.60-ES-191024	OH07041-X-0.05-ES-191023	OH07041-X-0.50-ES-191023	OH07041-X-1.10-ES-191023	OH07041-X-14.00-ES-191022	OH07041-X-2.00-ES-191017
Location_Code	OH07040	OH07041	OH07041	OH07041	OH07041	OH07041
Sample_Depth_Range	7.6	0.05	0.5	1.1	14	2
Sampled_Date_Time	24/10/2019	23/10/2019	23/10/2019	23/10/2019	22/10/2019	17/10/2019
Matrix_Description	UK Drinking Water Standards	UK Estuaries and coastal waters EQS	UK Freshwater EQS			

Chem_Group	ChemName	output unit	EQL

**Environmental Standards Comments**

- #1:Water Supply (Water Quality) Regulations 2016.
- #2:Water Framework Directive (Standards and Classification) Directions (England and Wales) 2015.
- #3:Operational Targets and EQS. EA, April 2018
- #4:Water Framework Directive (Standards & Classification) Directions (England & Wales) 2015. Dissolved fraction.
- #5:Water Framework Directive (Standards & Classification) Directions (England & Wales) 2015. Dissolved fraction. Lowest criteria presented (<40mg/l of CaCO3). See 'further assessment' if criteria exceeded and hardness (CaCO3) data available.
- #6:Water Framework Directive (Standards and Classification) Directions (England and Wales) 2015. Dissolved Fraction. If hexavalent chromium (CrVI) data is available, a value of 4.7µg/l may be appropriate for the remaining trivalent chromium (CrIII).
- #7:Operational Targets and EQS. EA, April 2018. Dissolved fraction.
- #8:Water Framework Directive (Standards and Classification) Directions (England and Wales) 2015. Dissolved Fraction. If DOC >1mg/l then a higher criteria applies (3.76\*(2.677\*(DOC2+0.5))
- #9:Water Framework Directive (Standards & Classification) Directions (England & Wales) 2015. Dissolved & bioavailable (bio) fraction plus background. M-BAT tool to assess: <http://wfd.uk.org/resources/river-lakes-metal-bioavailability-assessment-tool-m-bat>
- #10:Water Framework Directive (Standards and Classification) Directions (England and Wales) 2015. Dissolved Fraction. MAC adopted in absence of AA value.
- #11:Guidelines for Drinking-water Quality, 4th Edition. WHO, 2011. Informal value.
- #12:Operational Targets and EQS. EA, April 2018.
- #13:Operational Targets and EQS. EA, April 2018. Lowest criteria presented (<200mg/l CaCO3). See 'further assessment' values if criteria exceeded and hardness (CaCO3) data available.
- #14:Guidelines for Drinking-water Quality, 4th Edition. WHO, 2011. Based on taste rather than a formal guideline.
- #15:Water Framework Directive (Standards and Classification) Directions (England and Wales) 2015. Indicator of 'good' status (90%ile) - Ammonia standard for lakes and rivers (total ammonia as nitrogen).
- #16:Operational Targets and EQS. EA, April 2018. Dissolved fraction. Lowest criteria presented (<50 mg/l CaCO3). See 'further assessment' values if criteria exceeded and hardness (CaCO3) data available.
- #17:Water Supply (Water Quality) Regulations 2016. As SO4.
- #18:US EPA Regional Screening Levels, May 2019. <https://www.epa.gov/risk/regional-screening-levels-rsls-generic-tables>
- #19:Operational Targets and EQS. EA, April 2018. Maximum Allowable Concentration (MAC) adopted in absence of Annual Average (AA) value.

**Legend**

36.2	Results exceeds GAC.
<50	Results MDL is greater than GAC.
-	Determinand has not been tested for.

**Notes**

A range is given where a determinand has been analysed for by more than one method.





Field_ID	OH07041-X-23.00-ES-191023	OH07041-X-23.00-ES-191023	OH07041-X-29.00-ES-191024	OH07041-X-3.00-ES-191017	OH07041-X-33.55-ES-191030
Location_Code	OH07041	OH07041	OH07041	OH07041	OH07041
Sample_Depth_Range	23	23	29	3	33.55
Sampled_Date_Time	23/10/2019	23/10/2019	24/10/2019	17/10/2019	30/10/2019
Matrix_Description	UK Drinking Water Standards	UK Estuaries and coastal waters EQS	UK Freshwater EQS		

Chem_Group	ChemName	output unit	EQL
------------	----------	-------------	-----

**Environmental Standards Comments**

#1:Water Supply (Water Quality) Regulations 2016.  
 #2:Water Framework Directive (Standards and Classification) Directions (England and Wales) 2015.  
 #3:Operational Targets and EQS. EA, April 2018  
 #4:Water Framework Directive (Standards & Classification) Directions (England & Wales) 2015. Dissolved fraction.  
 #5:Water Framework Directive (Standards & Classification) Directions (England & Wales) 2015. Dissolved fraction. Lowest criteria presented (<40mg/l of CaCO3). See 'further assessment' if criteria exceeded and hardness (CaCO3) data available.  
 #6:Water Framework Directive (Standards and Classification) Directions (England and Wales) 2015. Dissolved Fraction. If hexavalent chromium (CrVI) data is available, a value of 4.7µg/l may be appropriate for the remaining trivalent chromium (CrIII).  
 #7:Operational Targets and EQS. EA, April 2018. Dissolved fraction.  
 #8:Water Framework Directive (Standards and Classification) Directions (England and Wales) 2015. Dissolved Fraction. If DOC >1mg/l then a higher criteria applies (3.76\*(2.677\*(DOC2+0.5))  
 #9:Water Framework Directive (Standards & Classification) Directions (England & Wales) 2015. Dissolved & bioavailable (bio) fraction plus background. M-BAT tool to assess: <http://wfduk.org/resources/river-lakes-metal-bioavailability-assessment-tool-m-bat>  
 #10:Water Framework Directive (Standards and Classification) Directions (England and Wales) 2015. Dissolved Fraction. MAC adopted in absence of AA value.  
 #11:Guidelines for Drinking-water Quality, 4th Edition. WHO, 2011. Informal value.  
 #12:Operational Targets and EQS. EA, April 2018.  
 #13:Operational Targets and EQS. EA, April 2018. Lowest criteria presented (<200mg/l CaCO3). See 'further assessment' values if criteria exceeded and hardness (CaCO3) data available.  
 #14:Guidelines for Drinking-water Quality, 4th Edition. WHO, 2011. Based on taste rather than a formal guideline.  
 #15:Water Framework Directive (Standards and Classification) Directions (England and Wales) 2015. Indicator of 'good' status (90%ile) - Ammonia standard for lakes and rivers (total ammonia as nitrogen).  
 #16:Operational Targets and EQS. EA, April 2018. Dissolved fraction. Lowest criteria presented (<50 mg/l CaCO3). See 'further assessment' values if criteria exceeded and hardness (CaCO3) data available.  
 #17:Water Supply (Water Quality) Regulations 2016. As SO4.  
 #18:US EPA Regional Screening Levels, May 2019. <https://www.epa.gov/risk/regional-screening-levels-rsls-generic-tables>  
 #19:Operational Targets and EQS. EA, April 2018. Maximum Allowable Concentration (MAC) adopted in absence of Annual Average (AA) value.

**Legend**

36.2	Results exceeds GAC.
<50	Results MDL is greater than GAC.
-	Determinand has not been tested for.

**Notes**  
A range is given where a determinand has been analysed for by more than one method.

				Field_ID	OH07041-X-4.00-ES-191017	OH07041-X-45.05-ES-191031	OH07041-X-5.00-ES-191017	OH07041-X-6.00-ES-191017	OH07041-X-7.00-ES-191017	OHO6002-X-26.00-ES-200310		
				Location_Code	OH07041	OH07041	OH07041	OH07041	OH07041	OHO6002		
				Sample_Death_Range	4	45.05	5	6	7	26		
				Sampled_Date_Time	17/10/2019	31/10/2019	17/10/2019	17/10/2019	17/10/2019	10/03/2020		
				Matrix_Description								
				UK Drinking Water Standards								
				UK Estuaries and coastal waters EQS								
				UK Freshwater EQS								
Chem_Group	ChemName	output unit	EQL									
Metals	Antimony	µg/L	1	5 <sup>#1</sup>			4	<1	1	1	2	23
	Arsenic	µg/L	0.5	10 <sup>#1</sup>		2 <sup>#2</sup>	2	<1	9	1	12	4
	Boron	µg/L	10	1000 <sup>#1</sup>		7000 <sup>#3</sup>	120	140	550	2040	1430	180
	Cadmium	µg/L	0.02	5 <sup>#1</sup>		0.2 <sup>#4</sup>	0.07	<0.02	0.07	0.08	0.04	<0.02
	Chromium (hexavalent)	µg/L	3		0.6 <sup>#4</sup>		<3	<3	<3	<3	<3	<3
	Chromium	µg/L	1	50 <sup>#1</sup>		0.6 <sup>#4</sup>		<1	<1	<1	<1	<1
	Chromium (Trivalent)	µg/L	3		4.7 <sup>#4</sup>		-	-	-	-	-	<3
	Cobalt	µg/L	0.5		3 <sup>#7</sup>		2	<1	2	<1	<1	<1
	Copper	µg/L	0.3	2000 <sup>#1</sup>		3.76 <sup>#8</sup>	1	<1	<1	7	<1	<1
	Lead	µg/L	0.2	10 <sup>#1</sup>		1.3 <sup>#4</sup>	<1	<1	<1	<1	<1	<1
	Mercury	µg/L	0.01	1 <sup>#1</sup>		0.07(MAC) <sup>#10</sup>	<0.03	<0.03	<0.03	<0.03	<0.03	<0.03
	Molybdenum	µg/L	1	70 <sup>#11</sup>		18	9	9	5	39	10	10
	Nickel	µg/L	0.4	20 <sup>#1</sup>		8.6 <sup>#4</sup>	7	2	8	12	1	1
	Selenium	µg/L	1	10 <sup>#1</sup>		14	14	<1	2	<1	<1	<1
	Vanadium	µg/L	1		100 <sup>#12</sup>		20 <sup>#13</sup>	<1	3	<1	6	14
Zinc	µg/L	1	3000 <sup>#14</sup>		10.9(bio) <sup>#9</sup>	6	4	5	7	3	<2	
Inorganics	Available Phosphate	mg/l	6				-	-	-	-	-	-
	Available Phosphorus	mg/l	2				-	-	-	-	-	-
	Ammoniacal Nitrogen as N	mg/L	0.002		0.02 <sup>#2</sup>	0.6 <sup>#15</sup>	1	1.2	12.7	4.8	11.4	1.9
	Calcium	mg/L	0.2				369	29	133	637	101	19
	Chloride	mg/L	1	250 <sup>#1</sup>			42	438	95	300	1050	154
	Cyanide (Free)	µg/L	2.5	50 <sup>#1</sup>		1 <sup>#2</sup>	<20	<20	<20	<20	<20	<20
	Cyanide Total	µg/L	5	50 <sup>#1</sup>		1 <sup>#2</sup>	<20	<20	<20	<20	<20	<20
	Cyanides-complex	µg/L	5	50 <sup>#1</sup>		1 <sup>#2</sup>	-	-	-	-	-	-
	Fluoride	µg/L	100	1500 <sup>#1</sup>		5000 <sup>#7</sup>	600	400	700	1000	800	400
	Magnesium	mg/L	0.036				75	26	19	166	79	8
Potassium	mg/L	0.2				40	19	58	116	115	10	
Sodium	mg/L	0.076		200 <sup>#1</sup>		76	254	61	267	870	94	
Sulphate	mg/L	2	250(SO4) <sup>#17</sup>		400 <sup>#3</sup>	1280	50	191	2190	627	52	
Phenolics	Xylenols	µg/L	0.5				-	-	-	-	-	-
	Trimethylphenols	µg/L	0.5				<0.5	<0.5	<0.5	<0.5	<0.5	<0.5
	Cresol Total	µg/L	0.5				<0.5	<0.5	2	<0.5	<0.5	1.3
	Dimethylphenols	µg/L	0.5				<0.5	<0.5	<0.5	<0.5	<0.5	<0.5
	Phenol	µg/L	0.5	5800 <sup>#18</sup>		7.7 <sup>#2</sup>	7.7 <sup>#2</sup>	<0.5	<0.5	5	<0.5	5.4
Phenols Monohydric	µg/L	0.5										
Other	Temperature	°C					-	-	-	-	-	-
	Conductivity @ 25oC	mS/cm	0.01				2.19	1.79	1.22	4.36	5.19	0.674
	Conductivity @ 20oC	µS/cm	14				-	-	-	-	-	-
	pH (Lab)	pH Units	1	6.5-9.5 <sup>#1</sup>	6-8.5(MAC) <sup>#19</sup>	6-9(MAC) <sup>#19</sup>	7.8	7.6	7.5	7.5	8.1	8.3

Field_ID	OH07041-X-4.00-ES-191017	OH07041-X-45.05-ES-191031	OH07041-X-5.00-ES-191017	OH07041-X-6.00-ES-191017	OH07041-X-7.00-ES-191017	OHO6002-X-26.00-ES-200310
Location_Code	OH07041	OH07041	OH07041	OH07041	OH07041	OHO6002
Sample_Depth_Range	4	45.05	5	6	7	26
Sampled_Date_Time	17/10/2019	31/10/2019	17/10/2019	17/10/2019	17/10/2019	10/03/2020
Matrix_Description	UK Drinking Water Standards	UK Estuaries and coastal waters EQS	UK Freshwater EQS			

Chem_Group	ChemName	output unit	EQL

**Environmental Standards Comments**

- #1:Water Supply (Water Quality) Regulations 2016.
- #2:Water Framework Directive (Standards and Classification) Directions (England and Wales) 2015.
- #3:Operational Targets and EQS. EA, April 2018
- #4:Water Framework Directive (Standards & Classification) Directions (England & Wales) 2015. Dissolved fraction.
- #5:Water Framework Directive (Standards & Classification) Directions (England & Wales) 2015. Dissolved fraction. Lowest criteria presented (<40mg/l of CaCO3). See 'further assessment' if criteria exceeded and hardness (CaCO3) data available.
- #6:Water Framework Directive (Standards and Classification) Directions (England and Wales) 2015. Dissolved Fraction. If hexavalent chromium (CrVI) data is available, a value of 4.7µg/l may be appropriate for the remaining trivalent chromium (CrIII).
- #7:Operational Targets and EQS. EA, April 2018. Dissolved fraction.
- #8:Water Framework Directive (Standards and Classification) Directions (England and Wales) 2015. Dissolved Fraction. If DOC >1mg/l then a higher criteria applies (3.76\*(2.677\*(DOC2+0.5))
- #9:Water Framework Directive (Standards & Classification) Directions (England & Wales) 2015. Dissolved & bioavailable (bio) fraction plus background. M-BAT tool to assess: <http://wfd.uk.org/resources/river-lakes-metal-bioavailability-assessment-tool-m-bat>
- #10:Water Framework Directive (Standards and Classification) Directions (England and Wales) 2015. Dissolved Fraction. MAC adopted in absence of AA value.
- #11:Guidelines for Drinking-water Quality, 4th Edition. WHO, 2011. Informal value.
- #12:Operational Targets and EQS. EA, April 2018.
- #13:Operational Targets and EQS. EA, April 2018. Lowest criteria presented (<200mg/l CaCO3). See 'further assessment' values if criteria exceeded and hardness (CaCO3) data available.
- #14:Guidelines for Drinking-water Quality, 4th Edition. WHO, 2011. Based on taste rather than a formal guideline.
- #15:Water Framework Directive (Standards and Classification) Directions (England and Wales) 2015. Indicator of 'good' status (90%ile) - Ammonia standard for lakes and rivers (total ammonia as nitrogen).
- #16:Operational Targets and EQS. EA, April 2018. Dissolved fraction. Lowest criteria presented (<50 mg/l CaCO3). See 'further assessment' values if criteria exceeded and hardness (CaCO3) data available.
- #17:Water Supply (Water Quality) Regulations 2016. As SO4.
- #18:US EPA Regional Screening Levels, May 2019. <https://www.epa.gov/risk/regional-screening-levels-rsls-generic-tables>
- #19:Operational Targets and EQS. EA, April 2018. Maximum Allowable Concentration (MAC) adopted in absence of Annual Average (AA) value.

**Legend**

36.2	Results exceeds GAC.
<50	Results MDL is greater than GAC.
-	Determinand has not been tested for.

**Notes**

A range is given where a determinand has been analysed for by more than one method.

				Field_ID	TP08004-X-0.05-ES-191212	TP08004-X-0.05-ES-191212	TP08004-X-1.00-ES-191212	TP08004-X-1.00-ES-191212	TP08004-X-2.10-ES-191212	TP08004-X-2.10-ES-191212
				Location_Code	TP08004	TP08004	TP08004	TP08004	TP08004	TP08004
				Sample_Death_Range	0.05	0.05	1	1	2.1	2.1
				Sampled_Date_Time	12/12/2019	12/12/2019	12/12/2019	12/12/2019	12/12/2019	12/12/2019
				Matrix_Description						
				UK Drinking Water Standards						
				UK Estuaries and coastal waters EQS						
				UK Freshwater EQS						
Chem_Group	ChemName	output unit	EQL							
Metals	Antimony	µg/L	1	5 <sup>#1</sup>	-	12	-	13	-	3
	Arsenic	µg/L	0.5	10 <sup>#1</sup>	25 <sup>#2</sup>	4	-	15	-	8
	Boron	µg/L	10	1000 <sup>#1</sup>	7000 <sup>#3</sup>	190	-	230	-	100
	Cadmium	µg/L	0.02	5 <sup>#1</sup>	0.2 <sup>#4</sup>	-	<0.02	-	<0.02	<0.02
	Chromium (hexavalent)	µg/L	3		0.6 <sup>#4</sup>	3.4 <sup>#4</sup>	8	33	-	<3
	Chromium	µg/L	1	50 <sup>#1</sup>	0.6 <sup>#4</sup>	3.4 <sup>#6</sup>	9	38	-	4
	Chromium (Trivalent)	µg/L	3			4.7 <sup>#4</sup>	-	-	-	-
	Cobalt	µg/L	0.5		3 <sup>#7</sup>	<1	<1	<1	-	1
	Copper	µg/L	0.3	2000 <sup>#1</sup>	3.76 <sup>#8</sup>	1(bio) <sup>#9</sup>	42	113	-	28
	Lead	µg/L	0.2	10 <sup>#1</sup>	1.3 <sup>#4</sup>	1.2(bio) <sup>#9</sup>	<1	<1	-	<1
	Mercury	µg/L	0.01	1 <sup>#1</sup>	0.07(MAC) <sup>#10</sup>	0.07(MAC) <sup>#10</sup>	0.04	0.08	-	<0.03
	Molybdenum	µg/L	1	70 <sup>#11</sup>			64	187	-	62
	Nickel	µg/L	0.4	20 <sup>#1</sup>	8.6 <sup>#4</sup>	4(bio) <sup>#9</sup>	2	7	-	4
	Selenium	µg/L	1	10 <sup>#1</sup>			4	11	-	6
	Vanadium	µg/L	1		100 <sup>#12</sup>	20 <sup>#13</sup>	62	177	-	50
	Zinc	µg/L	1	3000 <sup>#14</sup>		10.9(bio) <sup>#9</sup>	2	2	-	<2
Inorganics	Available Phosphate	mg/l	6			-	-	-	-	-
	Available Phosphorus	mg/l	2			-	-	-	-	-
	Ammoniacal Nitrogen as N	mg/L	0.002		0.02 <sup>#2</sup>	0.4	0.3	0.3	1.3	1.4
	Calcium	mg/L	0.2				185	130	-	119
	Chloride	mg/L	1	250 <sup>#1</sup>			47	37	-	64
	Cyanide (Free)	µg/L	2.5	50 <sup>#1</sup>	1 <sup>#2</sup>	-	<20	<20	-	<20
	Cyanide Total	µg/L	5	50 <sup>#1</sup>	1 <sup>#2</sup>	-	<20	<20	-	<20
	cyanides-complex	µg/L	5	50 <sup>#1</sup>	1 <sup>#2</sup>	-	-	-	-	-
	Fluoride	µg/L	100	1500 <sup>#1</sup>	5000 <sup>#7</sup>	1000 <sup>#16</sup>	300	300	-	400
	Magnesium	mg/L	0.036				<1	<1	-	<1
	Potassium	mg/L	0.2				21	19	-	13
Sodium	mg/L	0.076		200 <sup>#1</sup>		30	15	-	12	
Sulphate	mg/L	2	250(SO4) <sup>#17</sup>		400 <sup>#3</sup>	384	278	-	200	
Phenolics	Xylenols	µg/L	0.5			-	-	-	-	-
	Trimethylphenols	µg/L	0.5			<0.5	<0.5	<0.5	-	<0.5
	Cresol Total	µg/L	0.5			<0.5	<0.5	<0.5	-	<0.5
	Dimethylphenols	µg/L	0.5			<0.5	<0.5	<0.5	-	<0.5
	Phenol	µg/L	0.5	5800 <sup>#18</sup>	7.7 <sup>#2</sup>	7.7 <sup>#2</sup>	4.1	3.6	-	11.5
Phenols Monohydric	µg/L	0.5				-	-	-	-	
Other	Temperature	°C				-	-	-	-	-
	Conductivity @ 25oC	mS/cm	0.01			0.95	0.692	-	0.749	
	Conductivity @ 20oC	µS/cm	14			-	-	-	-	
	pH (Lab)	pH Units	1	6.5-9.5 <sup>#1</sup>	6-8.5(MAC) <sup>#19</sup>	6-9(MAC) <sup>#19</sup>	9.8	10.7	-	11.3

Field_ID	Location_Code	Sample_Depth_Range	Sampled_Date_Time	Matrix_Description
TP08004-X-0.05-ES-191212	TP08004	0.05	12/12/2019	UK Drinking Water Standards
TP08004-X-0.05-ES-191212	TP08004	0.05	12/12/2019	UK Estuaries and coastal waters EQS
TP08004-X-1.00-ES-191212	TP08004	1	12/12/2019	UK Freshwater EQS
TP08004-X-1.00-ES-191212	TP08004	1	12/12/2019	
TP08004-X-2.10-ES-191212	TP08004	2.1	12/12/2019	
TP08004-X-2.10-ES-191212	TP08004	2.1	12/12/2019	

Chem_Group	ChemName	output unit	EQL

**Environmental Standards Comments**

- #1:Water Supply (Water Quality) Regulations 2016.
- #2:Water Framework Directive (Standards and Classification) Directions (England and Wales) 2015.
- #3:Operational Targets and EQS. EA, April 2018
- #4:Water Framework Directive (Standards & Classification) Directions (England & Wales) 2015. Dissolved fraction.
- #5:Water Framework Directive (Standards & Classification) Directions (England & Wales) 2015. Dissolved fraction. Lowest criteria presented (<40mg/l of CaCO3). See 'further assessment' if criteria exceeded and hardness (CaCO3) data available.
- #6:Water Framework Directive (Standards and Classification) Directions (England and Wales) 2015. Dissolved Fraction. If hexavalent chromium (CrVI) data is available, a value of 4.7µg/l may be appropriate for the remaining trivalent chromium (CrIII).
- #7:Operational Targets and EQS. EA, April 2018. Dissolved fraction.
- #8:Water Framework Directive (Standards and Classification) Directions (England and Wales) 2015. Dissolved Fraction. If DOC >1mg/l then a higher criteria applies (3.76\*(2.677\*(DOC2+0.5))
- #9:Water Framework Directive (Standards & Classification) Directions (England & Wales) 2015. Dissolved & bioavailable (bio) fraction plus background. M-BAT tool to assess: <http://wfd.uk.org/resources/river-lakes-metal-bioavailability-assessment-tool-m-bat>
- #10:Water Framework Directive (Standards and Classification) Directions (England and Wales) 2015. Dissolved Fraction. MAC adopted in absence of AA value.
- #11:Guidelines for Drinking-water Quality, 4th Edition. WHO, 2011. Informal value.
- #12:Operational Targets and EQS. EA, April 2018.
- #13:Operational Targets and EQS. EA, April 2018. Lowest criteria presented (<200mg/l CaCO3). See 'further assessment' values if criteria exceeded and hardness (CaCO3) data available.
- #14:Guidelines for Drinking-water Quality, 4th Edition. WHO, 2011. Based on taste rather than a formal guideline.
- #15:Water Framework Directive (Standards and Classification) Directions (England and Wales) 2015. Indicator of 'good' status (90%ile) - Ammonia standard for lakes and rivers (total ammonia as nitrogen).
- #16:Operational Targets and EQS. EA, April 2018. Dissolved fraction. Lowest criteria presented (<50 mg/l CaCO3). See 'further assessment' values if criteria exceeded and hardness (CaCO3) data available.
- #17:Water Supply (Water Quality) Regulations 2016. As SO4.
- #18:US EPA Regional Screening Levels, May 2019. <https://www.epa.gov/risk/regional-screening-levels-rsls-generic-tables>
- #19:Operational Targets and EQS. EA, April 2018. Maximum Allowable Concentration (MAC) adopted in absence of Annual Average (AA) value.

**Legend**

36.2	Results exceeds GAC.
<50	Results MDL is greater than GAC.
-	Determinand has not been tested for.

**Notes**

A range is given where a determinand has been analysed for by more than one method.

				Field_ID	TP08007-X-0.05-ES-191213	TP08007-X-0.05-ES-191213	TP08007-X-0.30-ES-191213	TP08007-X-0.30-ES-191213	WS08001-X-0.05-ES-190913	WS08001-X-0.50-ES-190913
				Location_Code	TP08007	TP08007	TP08007	TP08007	WS08001	WS08001
				Sample_Death_Range	0.05	0.05	0.3	0.3	0.05	0.5
				Sampled_Date_Time	13/12/2019	13/12/2019	13/12/2019	13/12/2019	13/09/2019	13/09/2019
				Matrix_Description						
				UK Drinking Water Standards	UK Estuaries and coastal waters EQS	UK Freshwater EQS				
Chem_Group	ChemName	output unit	EQL							
Metals	Antimony	µg/L	1	5 <sup>#1</sup>	-	-	<1	-	<1	<1
	Arsenic	µg/L	0.5	10 <sup>#1</sup>	25 <sup>#2</sup>	50 <sup>#2</sup>	8	-	1	1.9
	Boron	µg/L	10	1000 <sup>#1</sup>	7000 <sup>#3</sup>	2000 <sup>#3</sup>	280	-	950	209
	Cadmium	µg/L	0.02	5 <sup>#1</sup>	0.2 <sup>#4</sup>	0.08 <sup>#5</sup>	0.05	-	0.02	<0.08
	Chromium (hexavalent)	µg/L	3	5 <sup>#1</sup>	0.6 <sup>#4</sup>	3.4 <sup>#4</sup>	-	-	<3	<0.08
	Chromium	µg/L	1	50 <sup>#1</sup>	0.6 <sup>#4</sup>	3.4 <sup>#6</sup>	-	-	<1	1.37
	Chromium (Trivalent)	µg/L	3	50 <sup>#1</sup>	0.6 <sup>#4</sup>	3.4 <sup>#6</sup>	-	-	<1	1.55
	Cobalt	µg/L	0.5	3 <sup>#7</sup>	3 <sup>#7</sup>	3 <sup>#7</sup>	<1	-	<1	<3
	Copper	µg/L	0.3	2000 <sup>#1</sup>	3.78 <sup>#8</sup>	1160 <sup>#9</sup>	9	-	3	10.2
	Lead	µg/L	0.2	10 <sup>#1</sup>	1.3 <sup>#4</sup>	1.219 <sup>#9</sup>	<1	-	<1	0.543
	Mercury	µg/L	0.01	1 <sup>#1</sup>	0.07(MAC) <sup>#10</sup>	0.07(MAC) <sup>#10</sup>	<0.03	-	<0.03	<0.01
	Molybdenum	µg/L	1	70 <sup>#11</sup>	-	-	8	-	11	<3
	Nickel	µg/L	0.4	20 <sup>#1</sup>	8.6 <sup>#4</sup>	416 <sup>#9</sup>	8	-	2	8.31
	Selenium	µg/L	1	10 <sup>#1</sup>	-	-	<1	-	<1	1.8
	Vanadium	µg/L	1	10 <sup>#1</sup>	100 <sup>#12</sup>	20 <sup>#13</sup>	10	-	<1	2.63
Zinc	µg/L	1	3000 <sup>#14</sup>	-	10.9(bio) <sup>#9</sup>	3	-	<2	7.87	
Inorganics	Available Phosphate	mg/l	6	-	-	-	-	-	-	-
	Available Phosphorus	mg/l	2	-	-	-	-	-	-	-
	Ammoniacal Nitrogen as N	mg/L	0.002	-	0.02 <sup>#2</sup>	0.6 <sup>#15</sup>	0.15	0.16	0.07	0.08
	Calcium	mg/L	0.2	-	-	-	-	-	28	27.5
	Chloride	mg/L	1	250 <sup>#1</sup>	250 <sup>#3</sup>	250 <sup>#3</sup>	8	-	74	14.7
	Cyanide (Free)	µg/L	2.5	50 <sup>#1</sup>	1 <sup>#2</sup>	1 <sup>#2</sup>	20	-	<20	<2.5
	Cyanide Total	µg/L	5	50 <sup>#1</sup>	1 <sup>#2</sup>	1 <sup>#2</sup>	20	-	<20	<5
	Cyanides-complex	µg/L	5	50 <sup>#1</sup>	1 <sup>#2</sup>	1 <sup>#2</sup>	-	-	<5	<5
	Fluoride	µg/L	100	1500 <sup>#1</sup>	5000 <sup>#7</sup>	1000 <sup>#16</sup>	1400	-	2800	2220
	Magnesium	mg/L	0.036	-	-	-	6	-	19	1.93
Potassium	mg/L	0.2	-	-	-	17	-	23	13.3	
Sodium	mg/L	0.076	-	-	-	10	-	167	7.66	
Sulphate	mg/L	2	250(SO4) <sup>#17</sup>	-	400 <sup>#3</sup>	10	-	224	14.4	
Phenolics	Xylenols	µg/L	0.5	-	-	-	-	-	<0.5	<0.5
	Trimethylphenols	µg/L	0.5	-	-	-	<0.5	-	-	-
	Cresol Total	µg/L	0.5	-	-	-	<0.5	-	<0.5	<2
	Dimethylphenols	µg/L	0.5	-	-	-	<0.5	-	-	-
	Phenol	µg/L	0.5	5800 <sup>#18</sup>	7.7 <sup>#2</sup>	7.7 <sup>#2</sup>	12.4	-	1.3	<0.5
Phenols Monohydric	µg/L	0.5	-	-	-	-	-	<0.5	<2	
Other	Temperature	°C	-	-	-	-	-	-	-	<4
	Conductivity @ 25oC	mS/cm	0.01	-	-	-	0.32	-	1.09	-
	Conductivity @ 20oC	µS/cm	14	-	-	-	-	-	-	-
	pH (Lab)	pH Units	1	6.5-9.5 <sup>#1</sup>	6-8.5(MAC) <sup>#19</sup>	6-9(MAC) <sup>#19</sup>	8	-	8	-

Field_ID	Location_Code	Sample_Depth_Range	Sampled_Date_Time	Matrix_Description
TP08007-X-0.05-ES-191213	TP08007	0.05	13/12/2019	UK Drinking Water Standards
TP08007-X-0.05-ES-191213	TP08007	0.05	13/12/2019	UK Estuaries and coastal waters EQS
TP08007-X-0.30-ES-191213	TP08007	0.3	13/12/2019	UK Freshwater EQS
TP08007-X-0.30-ES-191213	TP08007	0.3	13/12/2019	
WS08001-X-0.05-ES-190913	WS08001	0.05	13/09/2019	
WS08001-X-0.50-ES-190913	WS08001	0.5	13/09/2019	

Chem_Group	ChemName	output unit	EQL

**Environmental Standards Comments**

- #1:Water Supply (Water Quality) Regulations 2016.
- #2:Water Framework Directive (Standards and Classification) Directions (England and Wales) 2015.
- #3:Operational Targets and EQS. EA, April 2018
- #4:Water Framework Directive (Standards & Classification) Directions (England & Wales) 2015. Dissolved fraction.
- #5:Water Framework Directive (Standards & Classification) Directions (England & Wales) 2015. Dissolved fraction. Lowest criteria presented (<40mg/l of CaCO3). See 'further assessment' if criteria exceeded and hardness (CaCO3) data available.
- #6:Water Framework Directive (Standards and Classification) Directions (England and Wales) 2015. Dissolved Fraction. If hexavalent chromium (CrVI) data is available, a value of 4.7µg/l may be appropriate for the remaining trivalent chromium (CrIII).
- #7:Operational Targets and EQS. EA, April 2018. Dissolved fraction.
- #8:Water Framework Directive (Standards and Classification) Directions (England and Wales) 2015. Dissolved Fraction. If DOC >1mg/l then a higher criteria applies (3.76\*(2.677\*(DOC2+0.5))
- #9:Water Framework Directive (Standards & Classification) Directions (England & Wales) 2015. Dissolved & bioavailable (bio) fraction plus background. M-BAT tool to assess: <http://wfd.uk.org/resources/river-lakes-metal-bioavailability-assessment-tool-m-bat>
- #10:Water Framework Directive (Standards and Classification) Directions (England and Wales) 2015. Dissolved Fraction. MAC adopted in absence of AA value.
- #11:Guidelines for Drinking-water Quality, 4th Edition. WHO, 2011. Informal value.
- #12:Operational Targets and EQS. EA, April 2018.
- #13:Operational Targets and EQS. EA, April 2018. Lowest criteria presented (<200mg/l CaCO3). See 'further assessment' values if criteria exceeded and hardness (CaCO3) data available.
- #14:Guidelines for Drinking-water Quality, 4th Edition. WHO, 2011. Based on taste rather than a formal guideline.
- #15:Water Framework Directive (Standards and Classification) Directions (England and Wales) 2015. Indicator of 'good' status (90%ile) - Ammonia standard for lakes and rivers (total ammonia as nitrogen).
- #16:Operational Targets and EQS. EA, April 2018. Dissolved fraction. Lowest criteria presented (<50 mg/l CaCO3). See 'further assessment' values if criteria exceeded and hardness (CaCO3) data available.
- #17:Water Supply (Water Quality) Regulations 2016. As SO4.
- #18:US EPA Regional Screening Levels, May 2019. <https://www.epa.gov/risk/regional-screening-levels-rsls-generic-tables>
- #19:Operational Targets and EQS. EA, April 2018. Maximum Allowable Concentration (MAC) adopted in absence of Annual Average (AA) value.

**Legend**

36.2	Results exceeds GAC.
<50	Results MDL is greater than GAC.
-	Determinand has not been tested for.

**Notes**

A range is given where a determinand has been analysed for by more than one method.



				Field_ID	WS08001-X-2.00-ES-190913	WS08003-X-0.05-ES-191009	WS08003-X-0.60-ES-191009	WS08003-X-1.20-ES-190912	WS08003-X-1.85-ES-190912	WS08003-X-2.60-ES-190912		
				Location_Code	WS08001	WS08003	WS08003	WS08003	WS08003	WS08003		
				Sample_Depth Range	2	0.05	0.6	1.2	1.85	2.6		
				Sampled Date Time	13/09/2019	09/10/2019	09/10/2019	12/09/2019	12/09/2019	12/09/2019		
				Matrix Description								
				UK Drinking Water Standards	UK Estuaries and coastal waters EQS	UK Freshwater EQS						
Chem_Group	ChemName	output unit	EQL									
Metals	Antimony	µg/L	1	5 <sup>#1</sup>			3.02	1.44	<1	<1	<1	2.75
	Arsenic	µg/L	0.5	10 <sup>#1</sup>	25 <sup>#2</sup>	50 <sup>#2</sup>	3.41	6.83	0.955	0.901	1.61	2.41
	Boron	µg/L	10	1000 <sup>#1</sup>	7000 <sup>#3</sup>	2000 <sup>#3</sup>	946	154	764	339	693	138
	Cadmium	µg/L	0.02	5 <sup>#1</sup>	0.2 <sup>#4</sup>	0.08 <sup>#5</sup>	<0.08	<0.08	<0.08	<0.08	<0.08	<0.08
	Chromium (hexavalent)	µg/L	3		0.6 <sup>#4</sup>	3.4 <sup>#4</sup>	<3	<3	<3	<3	<3	<3
	Chromium	µg/L	1	50 <sup>#1</sup>	0.6 <sup>#4</sup>	3.4 <sup>#6</sup>	<1	<1	<1	<1	<1	<1
	Chromium (Trivalent)	µg/L	3		4.7 <sup>#4</sup>		<3	<3	<3	<3	<3	<3
	Cobalt	µg/L	0.5		3 <sup>#7</sup>	4.48	<0.5	<0.5	<0.5	<0.5	0.713	2.97
	Copper	µg/L	0.3	2000 <sup>#1</sup>	3.76 <sup>#8</sup>	1(bio) <sup>#9</sup>	5.14	19.8	2.23	6.34	4.29	2.61
	Lead	µg/L	0.2	10 <sup>#1</sup>	1.3 <sup>#4</sup>	1.2(bio) <sup>#9</sup>	<0.2	<0.2	<0.2	<0.2	<0.2	<0.2
	Mercury	µg/L	0.01	1 <sup>#1</sup>	0.07(MAC) <sup>#10</sup>	0.07(MAC) <sup>#10</sup>	<0.01	0.0231	0.018	<0.01	<0.01	<0.01
	Molybdenum	µg/L	1	70 <sup>#11</sup>			57	9.84	<3	8.4	18.1	26.7
	Nickel	µg/L	0.4	20 <sup>#1</sup>	8.6 <sup>#4</sup>	4(bio) <sup>#9</sup>	6.63	10.4	3.16	9.34	2.92	11.2
	Selenium	µg/L	1	10 <sup>#1</sup>			2.98	1.36	1.33	1.06	2.55	9.38
	Vanadium	µg/L	1		100 <sup>#12</sup>	20 <sup>#13</sup>	5.31	8.4	<1	<1	1.42	3.74
Zinc	µg/L	1	3000 <sup>#14</sup>		10.9(bio) <sup>#9</sup>	5.44	2.92	83.5	17.1	17.2	8.57	
Inorganics	Available Phosphate	mg/l	6				-	-	-	-	-	-
	Available Phosphorus	mg/l	2				-	-	-	-	-	-
	Ammoniacal Nitrogen as N	mg/L	0.002		0.02 <sup>#2</sup>	0.6 <sup>#15</sup>	0.19	0.0187	0.0284	0.0307	0.634	0.389
	Calcium	mg/L	0.2				258	119	110	458	120	80.1
	Chloride	mg/L	1	250 <sup>#1</sup>		250 <sup>#3</sup>	485	25.8	67.1	56.2	75.9	43.3
	Cyanide (Free)	µg/L	2.5	50 <sup>#1</sup>	1 <sup>#2</sup>	1 <sup>#2</sup>	<2.5	<2.5	<2.5	<2.5	<2.5	<2.5
	Cyanide Total	µg/L	5	50 <sup>#1</sup>	1 <sup>#2</sup>	1 <sup>#2</sup>	<5	<5	<5	<5	<5	<5
	cyanides-complex	µg/L	5	50 <sup>#1</sup>	1 <sup>#2</sup>	1 <sup>#2</sup>	<5	<5	<5	<5	<5	<5
	Fluoride	µg/L	100	1500 <sup>#1</sup>	5000 <sup>#7</sup>	1000 <sup>#16</sup>	745	1890	5000	1200	<500	<500
	Magnesium	mg/L	0.036				124	6.85	23.2	88.5	48.5	39.8
	Potassium	mg/L	0.2				142	54	4.21	39	73.6	74.2
Sodium	mg/L	0.076				559	7.66	132	123	142	72.1	
Sulphate	mg/L	2	250(SO4) <sup>#17</sup>		400 <sup>#3</sup>	1400	27.1	346	1620	563	402	
Phenolics	Xylenols	µg/L	0.5				<0.5	<0.5	<0.5	<0.5	<0.5	<0.5
	Trimethylphenols	µg/L	0.5				-	-	-	-	-	-
	Cresol Total	µg/L	0.5				<0.5	<0.5	3.31	<7	<1	<0.5
	Dimethylphenols	µg/L	0.5				-	-	-	-	-	-
	Phenol	µg/L	0.5	5800 <sup>#18</sup>	7.7 <sup>#2</sup>	7.7 <sup>#2</sup>	<0.5	<0.5	4	<0.5	<4.5	<0.5
	Phenols Monohydric	µg/L	0.5				<0.5	<0.5	7.31	<7	<5.5	<0.5
Other	Temperature	°C					-	-	-	-	-	-
	Conductivity @ 25oC	mS/cm	0.01				-	-	-	-	-	-
	Conductivity @ 20oC	µS/cm	14				-	-	-	-	-	-
	pH (Lab)	pH Units	1	6.5-9.5 <sup>#1</sup>	6-8.5(MAC) <sup>#19</sup>	6-9(MAC) <sup>#19</sup>	-	-	-	-	-	-

Field_ID	WS08001-X-2.00-ES-190913	WS08003-X-0.05-ES-191009	WS08003-X-0.60-ES-191009	WS08003-X-1.20-ES-190912	WS08003-X-1.85-ES-190912	WS08003-X-2.60-ES-190912
Location_Code	WS08001	WS08003	WS08003	WS08003	WS08003	WS08003
Sample_Depth_Range	2	0.05	0.6	1.2	1.85	2.6
Sampled_Date_Time	13/09/2019	09/10/2019	09/10/2019	12/09/2019	12/09/2019	12/09/2019
Matrix_Description	UK Drinking Water Standards	UK Estuaries and coastal waters EQS	UK Freshwater EQS			

Chem_Group	ChemName	output unit	EQL
------------	----------	-------------	-----

**Environmental Standards Comments**

- #1:Water Supply (Water Quality) Regulations 2016.
- #2:Water Framework Directive (Standards and Classification) Directions (England and Wales) 2015.
- #3:Operational Targets and EQS. EA, April 2018
- #4:Water Framework Directive (Standards & Classification) Directions (England & Wales) 2015. Dissolved fraction.
- #5:Water Framework Directive (Standards & Classification) Directions (England & Wales) 2015. Dissolved fraction. Lowest criteria presented (<40mg/l of CaCO3). See 'further assessment' if criteria exceeded and hardness (CaCO3) data available.
- #6:Water Framework Directive (Standards and Classification) Directions (England and Wales) 2015. Dissolved Fraction. If hexavalent chromium (CrVI) data is available, a value of 4.7µg/l may be appropriate for the remaining trivalent chromium (CrIII).
- #7:Operational Targets and EQS. EA, April 2018. Dissolved fraction.
- #8:Water Framework Directive (Standards and Classification) Directions (England and Wales) 2015. Dissolved Fraction. If DOC >1mg/l then a higher criteria applies (3.76\*(2.677\*(DOC2+0.5)))
- #9:Water Framework Directive (Standards & Classification) Directions (England & Wales) 2015. Dissolved & bioavailable (bio) fraction plus background. M-BAT tool to assess: <http://wfd.uk.org/resources/river-lakes-metal-bioavailability-assessment-tool-m-bat>
- #10:Water Framework Directive (Standards and Classification) Directions (England and Wales) 2015. Dissolved Fraction. MAC adopted in absence of AA value.
- #11:Guidelines for Drinking-water Quality, 4th Edition. WHO, 2011. Informal value.
- #12:Operational Targets and EQS. EA, April 2018.
- #13:Operational Targets and EQS. EA, April 2018. Lowest criteria presented (<200mg/l CaCO3). See 'further assessment' values if criteria exceeded and hardness (CaCO3) data available.
- #14:Guidelines for Drinking-water Quality, 4th Edition. WHO, 2011. Based on taste rather than a formal guideline.
- #15:Water Framework Directive (Standards and Classification) Directions (England and Wales) 2015. Indicator of 'good' status (90%ile) - Ammonia standard for lakes and rivers (total ammonia as nitrogen).
- #16:Operational Targets and EQS. EA, April 2018. Dissolved fraction. Lowest criteria presented (<50 mg/l CaCO3). See 'further assessment' values if criteria exceeded and hardness (CaCO3) data available.
- #17:Water Supply (Water Quality) Regulations 2016. As SO4.
- #18:US EPA Regional Screening Levels, May 2019. <https://www.epa.gov/risk/regional-screening-levels-rsls-generic-tables>
- #19:Operational Targets and EQS. EA, April 2018. Maximum Allowable Concentration (MAC) adopted in absence of Annual Average (AA) value.

**Legend**

36.2	Results exceeds GAC.
<50	Results MDL is greater than GAC.
-	Determinand has not been tested for.

**Notes**

A range is given where a determinand has been analysed for by more than one method.

## Annex B-D Groundwater assessment screening results

				Location	BH06014	BH06016	BH06017	BH07007	BH07007	BH07007	BH07007	BH07007	BH07007	BH07007	BH07008	BH07008	BH07010	BH07010	BH07010		
				Sampled_Date	20/01/2020	12/02/2020	21/01/2020	03/03/2020	03/03/2020	24/06/2020	16/07/2020	18/08/2020	28/10/2020	03/03/2020	10/11/2020	05/03/2020	24/06/2020	16/07/2020			
				Time																	
				Sample_Depth	5	13	6	7.3	7.3	8	7	5.7	5.6	6.95	5.48	5.5	6	6			
				Avg																	
Chem_Group	Analyte	Units	MDL	Arcadis GAC - Human Health - Residential	UK Drinking Water Standards	UK Estuaries and coastal waters EQS	UK Freshwater EQS														
Metals	Antimony (Filtered)	µg/L	1		5 <sup>#1</sup>			-	-	-	-	-	-	-	-	-	-	-	-		
	Arsenic	µg/L	1	NVP <sup>#2</sup>	10 <sup>#1</sup>	25 <sup>#3</sup>	50 <sup>#3</sup>	3	9	6	7	17	5.46	4.85	6.4	4.05	9	-	22	23.4	28.4
	Arsenic (Filtered)	µg/L	0.5	NVP <sup>#2</sup>	10 <sup>#1</sup>	25 <sup>#3</sup>	50 <sup>#3</sup>	<10	<10	2	6	8	3.97	2.94	3.7	2.63	5	-	22	20.8	24.6
	Boron	µg/L	10	NVP <sup>#2</sup>	1000 <sup>#1</sup>	7000 <sup>#4</sup>	2000 <sup>#4</sup>	14,900	1790	6940	8650	9090	7760	7740	8170	9670	6950	-	1680	8980	10,900
	Boron (Filtered)	µg/L	10	NVP <sup>#2</sup>	1000 <sup>#1</sup>	7000 <sup>#4</sup>	2000 <sup>#4</sup>	12,600	1740	6990	7840	7700	8030	6610	11,200	-	6610	-	1600	8760	7800
	Cadmium	µg/L	0.02	NVP <sup>#2</sup>	5 <sup>#1</sup>	0.2 <sup>#5</sup>	0.08 <sup>#5</sup>	<0.02	0.15	0.76	<0.02	0.3	<0.5	<0.5	<0.5	<0.5	0.07	-	0.77	<0.5	<0.5
	Cadmium (Filtered)	µg/L	0.02	NVP <sup>#2</sup>	5 <sup>#1</sup>	0.2 <sup>#5</sup>	0.08 <sup>#5</sup>	<0.2	<0.2	0.66	<0.02	<0.02	<0.08	<0.08	<0.08	<0.08	<0.02	-	1.75	<0.08	<0.08
	Chromium (hexavalent) (Filtered)	µg/L	3	NVP <sup>#2</sup>		0.6 <sup>#5</sup>	3.4 <sup>#5</sup>	<3	<3	<3	<3	<3	<3	<3	<3	<3	<3	-	<3	<3	<3
	Chromium	µg/L	1	NVP <sup>#2</sup>	50 <sup>#1</sup>	0.6 <sup>#5</sup>	3.4 <sup>#7</sup>	6	4	6	26	138	30.6	35.2	41.6	24.1	11	-	<10	23.2	24.9
	Chromium (Filtered)	µg/L	1	NVP <sup>#2</sup>	50 <sup>#1</sup>	0.6 <sup>#5</sup>	3.4 <sup>#7</sup>	<10	<10	2	7	7	7.83	9.45	9.6	11.2	6	-	<10	21.9	21.2
	Chromium (Trivalent) (Filtered)	µg/L	3	NVP <sup>#2</sup>			4.7 <sup>#5</sup>	-	<10	<3	4	135	7.83	9.45	9.6	11.2	8	-	-	21.9	21.2
	Cobalt (Filtered)	µg/L	0.5			3 <sup>#8</sup>	3 <sup>#8</sup>	<10	<10	19	4	7	4.14	3.89	3.93	3.65	5	-	<10	2.6	2.8
	Copper	µg/L	1	NVP <sup>#2</sup>	2000 <sup>#1</sup>	3.76 <sup>#9</sup>	1(bio) <sup>#10</sup>	<1	7	30	11	104	9.78	10.7	16.1	7.04	15	-	<10	9.1	7.27
	Copper (Filtered)	µg/L	0.3	NVP <sup>#2</sup>	2000 <sup>#1</sup>	3.76 <sup>#9</sup>	1(bio) <sup>#10</sup>	<10	<10	13	1	3	0.317	<0.3	<0.3	<0.3	4	-	<10	0.491	0.407
	Iron (Filtered)	µg/L	10		200 <sup>#1</sup>	1000 <sup>#3</sup>	1000 <sup>#3</sup>	800	800	100	70	70	2800	1900	2610	1170	90	4080	800	6090	10,200
	Lead	µg/L	1	NVP <sup>#2</sup>	10 <sup>#1</sup>	1.3 <sup>#5</sup>	1.2(bio) <sup>#10</sup>	-	-	-	-	-	-	-	-	-	-	-	-	-	-
	Lead (Filtered)	µg/L	0.2	NVP <sup>#2</sup>	10 <sup>#1</sup>	1.3 <sup>#5</sup>	1.2(bio) <sup>#10</sup>	<10	<10	<1	1	13	0.272	<0.2	<0.2	0.411	<1	-	<10	<0.2	<0.2
	Manganese	µg/L	1		50 <sup>#1</sup>		123(bio) <sup>#11</sup>	119	5197	3048	329	482	288	263	254	237	782	-	3159	929	855
	Manganese (Filtered)	µg/L	2		50 <sup>#1</sup>		123(bio) <sup>#11</sup>	890	3500	3210	240	250	302	261	288	-	590	308	2920	952	923
	Mercury	µg/L	0.02	9.7 <sup>#12</sup>	1 <sup>#1</sup>	0.07(MAC) <sup>#13</sup>	0.07(MAC) <sup>#13</sup>	<0.03	<0.03	0.12	0.2	0.05	0.251	0.399	0.454	0.259	<0.03	-	<0.3	<0.02	<0.02
	Mercury (Filtered)	µg/L	0.01	9.7 <sup>#12</sup>	1 <sup>#1</sup>	0.07(MAC) <sup>#13</sup>	0.07(MAC) <sup>#13</sup>	<0.3	<0.3	<0.03	<0.03	<0.03	<0.01	<0.01	<0.01	<0.01	<0.03	-	<0.3	<0.01	<0.01
	Molybdenum (Filtered)	µg/L	1	NVP <sup>#2</sup>	70 <sup>#11</sup>			-	-	-	-	-	-	-	-	-	-	-	-	-	-
	Nickel	µg/L	1	NVP <sup>#2</sup>	20 <sup>#1</sup>	8.6 <sup>#5</sup>	4(bio) <sup>#10</sup>	18	10	60	3	12	3.19	3.52	3.99	3.72	7	-	<10	6.45	6.04
	Nickel (Filtered)	µg/L	0.4	NVP <sup>#2</sup>	20 <sup>#1</sup>	8.6 <sup>#5</sup>	4(bio) <sup>#10</sup>	19	<10	61	2	6	2.07	1.94	1.89	1.7	5	-	<10	6.15	5.62
	Selenium	µg/L	1	NVP <sup>#2</sup>	10 <sup>#1</sup>			1	<1	<1	<1	<1	<1	<1	<1	<1	<1	-	<10	<1	1.01
	Selenium (Filtered)	µg/L	1	NVP <sup>#2</sup>	10 <sup>#1</sup>			-	-	-	-	-	-	-	-	-	-	-	-	-	-
	Strontium (Filtered)	µg/L	1					2950	2410	3060	1850	1840	2410	1810	2380	-	2170	-	3240	1900	1690
	Vanadium	µg/L	1			100	20 <sup>#12</sup>	-	-	-	-	-	-	-	-	-	-	-	-	-	-
	Vanadium (Filtered)	µg/L	1			100	20 <sup>#12</sup>	-	-	-	-	-	-	-	-	-	-	-	-	-	-
	Zinc	µg/L	2	NVP <sup>#2</sup>	3000 <sup>#17</sup>	7.9 <sup>#18</sup>	10.9(bio) <sup>#10</sup>	<2	61	394	24	234	21.3	22.6	28.5	34.3	61	-	<20	<5	5.74

				Location	BH06014	BH06016	BH06017	BH07007	BH07007	BH07007	BH07007	BH07007	BH07007	BH07007	BH07008	BH07008	BH07010	BH07010	BH07010		
				Sampled_Date	20/01/2020	12/02/2020	21/01/2020	03/03/2020	03/03/2020	24/06/2020	16/07/2020	18/08/2020	28/10/2020	03/03/2020	10/11/2020	05/03/2020	24/06/2020	16/07/2020	16/07/2020		
				Time																	
				Sample_Depth	5	13	6	7.3	7.3	8	7	5.7	5.6	6.95	5.48	5.5	6	6	6		
				Avg																	
Chem_Group	Analyte	Units	MDL	Arcadis GAC - Human Health - Residential	UK Drinking Water Standards	UK Estuaries and coastal waters EQS	UK Freshwater EQS														
	Zinc (Filtered)	µg/L	1	NVP <sup>#2</sup>	3000 <sup>#17</sup>	7.9 <sup>#18</sup>	10.9(bio) <sup>#10</sup>	-	-	-	-	-	-	-	-	-	-	-	-		
Inorganics	Alkalinity (Carbonate as CaCO3)	mg/L	2					0	0	0	0	0	-	-	0	-	0	-	-		
	Total Hardness	mg/l	0.35					-	-	-	1950	2050	1800	2110	-	2150	-	2010	2350		
	Total Hardness (Filtered)	mg/l	7					4100	2950	2870	1890	1890	-	-	2040	-	3290	-	-		
	Alkalinity (Bicarbonate as CaCO3)	mg/L	2					1640	2240	1070	2310	2800	2120	2230	2150	2440	2310	2600	2660	1930	2050
	Alkalinity (Bicarbonate) as HCO3	mg/L	2					-	-	-	-	-	2590	-	2620	-	-	-	2350	-	
	Alkalinity (total) as CaCO3	mg/L	2					1640	2240	1070	2310	2800	2120	2230	2150	2000	2310	2130	2660	1930	2050
	Ammoniacal Nitrogen as N	mg/L	0.01			0.021 <sup>#3</sup>	0.6 <sup>#19</sup>	-	-	-	-	-	-	-	-	-	-	-	-	-	
	Ammoniacal Nitrogen as N (Filtered)	mg/L	0.01			0.021 <sup>#3</sup>	0.6 <sup>#19</sup>	23.4	44.3	18.3	61	60.3	71.8	71	68.2	71.6	65.2	-	57.4	44.6	45.2
	Ammoniacal Nitrogen as NH3 (Filtered)	mg/L	0.01					-	-	-	-	-	-	-	-	80.7	-	-	-		
	Bromide	mg/L	0.008					22.2	35.5	5.88	5.76	5.84	-	-	-	10.8	-	-	-		
	Bromide (Filtered)	mg/L	0.008					-	-	-	-	5.74	5.43	5.94	6.94	-	12.6	31.5	5.17	5.1	
	Calcium	mg/L	1					-	-	-	-	-	-	-	-	-	-	-	-		
	Calcium (Filtered)	mg/L	0.2					468	247	686	253	255	289	256	344	-	244	236	343	235	243
	Chloride	mg/L	1		250 <sup>#1</sup>		250 <sup>#3</sup>	-	-	-	-	-	-	-	-	-	-	-	-		
	Chloride (Filtered)	mg/L	1		250 <sup>#1</sup>		250 <sup>#3</sup>	4280	7880	1080	1360	1320	1120	1240	1220	1240	2860	2880	7300	1020	1030
	Cyanide (Free)	µg/L	20		50 <sup>#1</sup>	1 <sup>#3</sup>	1 <sup>#2</sup>	<20	<20	<20	<20	<20	-	-	-	-	<20	-	<20	-	-
	Cyanide (Free) (Filtered)	µg/L	2.5		50 <sup>#1</sup>	1 <sup>#3</sup>	1 <sup>#2</sup>	-	-	-	-	-	<2.5	<2.5	<2.5	<2.5	-	-	-	<2.5	<2.5
	Cyanide Total	µg/L	20		50 <sup>#1</sup>	1 <sup>#3</sup>	1 <sup>#2</sup>	<20	<20	<20	<20	<20	-	-	-	-	<20	-	<20	-	-
	Cyanide Total (Filtered)	µg/L	5		50 <sup>#1</sup>	1 <sup>#3</sup>	1 <sup>#2</sup>	-	-	-	-	-	5.01	5.23	5.04	<5	-	-	-	6.76	<5
	cyanides-complex (Filtered)	µg/L	5		50 <sup>#1</sup>	1 <sup>#3</sup>	1 <sup>#2</sup>	-	-	-	-	-	<5	<5	<5	<5	-	-	-	5.31	<5
	Fluoride	µg/L	100		1500 <sup>#1</sup>	5000 <sup>#8</sup>	1000 <sup>#15</sup>	200	200	300	<100	100	-	-	-	-	200	-	300	-	-
	Fluoride (Filtered)	µg/L	500		1500 <sup>#1</sup>	5000 <sup>#8</sup>	1000 <sup>#15</sup>	-	-	-	-	-	<500	<500	<500	<500	-	-	-	<500	<500
	Iodide	mg/L	1					-	-	-	-	-	<0.1	<0.1	<10	-	-	-	-	<0.1	<0.1
	Iodide (Filtered)	mg/L	0.1					<0.1	<0.1	<0.1	<0.1	<0.1	-	-	-	-	<0.1	-	<0.1	-	-
	Magnesium	mg/L	1					-	-	-	-	-	-	-	-	-	-	-	-	-	-
	Magnesium (Filtered)	mg/L	0.036					713	567	280	306	304	330	329	390	366	348	365	591	338	377
	Nitrate (as N) (Filtered)	mg/L	0.2					<0.2	<0.2	<0.2	<0.2	<0.2	-	-	-	-	<0.2	-	<0.2	-	-
	Nitrate (as NO3-) (Filtered)	mg/L	0.3		50(NO3) <sup>#21</sup>			-	-	-	-	-	<0.3	-	<0.3	<0.3	-	<0.3	-	<0.3	-
	Phosphate (as P) (Filtered)	µg/L	10					<10	40	<10	-	-	-	-	-	-	-	-	-	-	-

				Location	BH06014	BH06016	BH06017	BH07007	BH07007	BH07007	BH07007	BH07007	BH07007	BH07007	BH07008	BH07008	BH07010	BH07010	BH07010		
				Sampled Date	20/01/2020	12/02/2020	21/01/2020	03/03/2020	03/03/2020	24/06/2020	16/07/2020	18/08/2020	28/10/2020	03/03/2020	10/11/2020	05/03/2020	24/06/2020	16/07/2020	16/07/2020		
				Time																	
				Sample Depth	5	13	6	7.3	7.3	8	7	5.7	5.6	6.95	5.48	5.5	6	6	6		
				Avg																	
				Arcadis GAC - Human Health - Residential	UK Drinking Water Standards	UK Estuaries and coastal waters EQS	UK Freshwater EQS														
Chem_Group	Analyte	Units	MDL																		
	Phosphorus	µg/L	20					<100	2700	600	-	-	1890	2080	1860	-	-	-	-	1590	1580
	Phosphorus (Filtered)	µg/L	10					<100	<100	<100	-	-	1960	1960	2030	-	-	-	-	1680	1460
	Potassium (Filtered)	mg/L	0.2					319	259	184	163	160	136	140	144	144	179	121	211	156	156
	Sodium	mg/L	1		200 <sup>#1</sup>			-	-	-	-	-	-	-	-	-	-	-	-	-	-
	Sodium (Filtered)	mg/L	0.076		200 <sup>#1</sup>			3270	5010	908	881	846	779	810	923	868	755	1410	4030	697	780
	Sulphate	mg/L	3		250(SO4) <sup>#22</sup>		400 <sup>#4</sup>	-	-	-	-	-	-	-	-	-	-	-	-	-	-
	Sulphate (Filtered)	mg/L	2		250(SO4) <sup>#22</sup>		400 <sup>#4</sup>	2730	74	2530	171	196	302	245	241	178	136	127	33	392	452
PAH	Coronene	µg/L	50					-	-	-	-	-	-	-	-	-	-	-	-	-	-
	Naphthalene	µg/L	0.01	3900		2 <sup>#3</sup>	2 <sup>#3</sup>	0.02	0.22	0.04	0.01	0.02	<0.02	<0.02	<1 - 0.0337	0.0162	0.06	-	0.02	<1 - 0.0511	<0.02
	Acenaphthene	µg/L	0.005	>SOL <sup>#23</sup>			No UK EQS	<0.01	<0.01	0.03	0.11	0.12	<2 - 0.0233	<2 - 0.0315	<1 - 0.0374	0.226	0.29	-	0.01	<0.01	<0.01
	Acenaphthylene	µg/L	0.005	>SOL <sup>#23</sup>			No UK EQS	<0.01	<0.01	<0.01	<0.01	<0.01	<0.01	<0.01	<0.01	0.00933	<0.01	-	<0.01	<0.01	<0.01
	Fluoranthene	µg/L	0.005	>SOL <sup>#23</sup>		0.0063 <sup>#3</sup>	0.0063 <sup>#3</sup>	0.01	0.02	0.03	0.38	0.39	<0.01	<0.01	<0.01	0.418	0.16	-	<0.01	<0.01	<0.01
	Anthracene	µg/L	0.005	>SOL <sup>#23</sup>		0.1 <sup>#3</sup>	0.1 <sup>#3</sup>	<0.01	<0.01	0.02	0.04	0.05	<0.01	<0.01	<0.01	<0.005	0.02	-	<0.01	<0.01	<0.01
	Phenanthrene	µg/L	0.005	>SOL <sup>#23</sup>			No UK EQS	<0.01	0.02	0.07	0.04	0.05	<0.01	<0.01	<1 - 0.0148	0.0174	0.02	-	<0.01	<0.01	<0.01
	Fluorene	µg/L	0.005	>SOL <sup>#23</sup>			No UK EQS	<0.01	<0.01	0.02	0.01	0.01	<0.01	<0.01	<0.01	0.00636	<0.01	-	<0.01	<0.01	<0.01
	Chrysene	µg/L	0.005	>SOL <sup>#23</sup>			No UK EQS	<0.01	<0.01	<0.01	0.02	0.03	<0.01	<0.01	<0.01	0.0386	<0.01	-	<0.01	<0.01	<0.01
	Pyrene	µg/L	0.005	>SOL <sup>#23</sup>			No UK EQS	<0.01	0.02	0.02	0.18	0.22	<0.01	<0.01	<0.01	0.3	0.09	-	<0.01	<0.01	<0.01
	Benzo(a)anthracene	µg/L	0.005	>SOL <sup>#23</sup>			No UK EQS	<0.01	<0.01	<0.01	0.03	0.04	<0.01	<0.01	<0.01	0.0357	0.02	-	<0.01	<0.01	<0.01
	Benzo(b)fluoranthene	µg/L	0.005	>SOL <sup>#23</sup>	0.025 <sup>#24</sup>	See BaP <sup>#25</sup>	See BaP <sup>#25</sup>	<0.01	0.01	<0.01	0.01	0.02	<0.01	<0.01	<0.01	0.0326	<0.01	-	<0.01	<0.01	<0.01
	Benzo(k)fluoranthene	µg/L	0.005	>SOL <sup>#23</sup>	0.025 <sup>#24</sup>	See BaP <sup>#25</sup>	See BaP <sup>#25</sup>	<0.01	<0.01	<0.01	<0.01	<0.01	<0.01	<0.01	<0.01	0.0163	<0.01	-	<0.01	<0.01	<0.01
	Benzo(a)pyrene	µg/L	0.002	>SOL <sup>#23</sup>	0.01 <sup>#1</sup>	0.00017 <sup>#25</sup>	0.00017 <sup>#25</sup>	<0.01	<0.01	<0.01	<0.01	0.01	<0.004	<0.004	<0.004	0.0222	<0.01	-	<0.01	<0.004	<0.004
	Dibenz(a,h)anthracene	µg/L	0.005	>SOL <sup>#23</sup>			No UK EQS	<0.01	<0.01	<0.01	<0.01	<0.01	<0.01	<0.01	<0.01	<0.005	<0.01	-	<0.01	<0.01	<0.01
	Benzo(g,h,i)perylene	µg/L	0.005	>SOL <sup>#23</sup>	0.025 <sup>#24</sup>	See BaP <sup>#25</sup>	See BaP <sup>#25</sup>	<0.01	<0.01	<0.01	<0.01	<0.01	<0.01	<0.01	<0.01	0.0301	<0.01	-	<0.01	<0.01	<0.01
	Indeno(1,2,3-c,d)pyrene	µg/L	0.005	>SOL <sup>#23</sup>	0.025 <sup>#24</sup>	See BaP <sup>#25</sup>	See BaP <sup>#25</sup>	<0.01	<0.01	<0.01	<0.01	0.01	<0.01	<0.01	<0.01	0.012	<0.01	-	<0.01	<0.01	<0.01
	PAH 16 Total	µg/L	0.082					<0.17	<0.4	<0.32	<0.89	<1	<0.164	<0.164	<0.164	1.18	<0.75	-	<0.17	<0.164	<0.164
TPH CWG	>C5-C6 Aliphatics	µg/L	10	>SOL <sup>#23</sup>	See TPH	See TPH	See TPH	<100	<100	<100	<100	<100	<10	<10	<10	<10	<100	-	<100	<10	<10
	>C6-C7 Aliphatics	µg/L	100					<100	<100	<100	<100	<100	-	-	-	-	<100	-	<100	-	-
	>C6-C8 Aliphatics	µg/L	10	>SOL <sup>#23</sup>	See TPH	See TPH	See TPH	<100	<100	<100	<100	<100	<10	<10	<10	<10	<100	-	<100	<10	<10
	>C7-C8 Aliphatics	µg/L	100					<100	<100	<100	<100	<100	-	-	-	-	<100	-	<100	-	-
	>C8-C10 Aliphatics	µg/L	10	>SOL <sup>#23</sup>	See TPH	See TPH	See TPH	<10	<10	<10	<10	<10	<10	<10	<10	<10	<10	-	<10	<10	<10

				Location	BH06014	BH06016	BH06017	BH07007	BH07007	BH07007	BH07007	BH07007	BH07007	BH07007	BH07008	BH07008	BH07010	BH07010	BH07010		
				Sampled_Date	20/01/2020	12/02/2020	21/01/2020	03/03/2020	03/03/2020	24/06/2020	16/07/2020	18/08/2020	28/10/2020	03/03/2020	10/11/2020	05/03/2020	24/06/2020	16/07/2020			
				Time																	
				Sample_Depth	5	13	6	7.3	7.3	8	7	5.7	5.6	6.95	5.48	5.5	6	6			
				Avg																	
Chem_Group	Analyte	Units	MDL	Arcadis GAC - Human Health - Residential	UK Drinking Water Standards	UK Estuaries and coastal waters EQS	UK Freshwater EQS														
	>C10-C12 Aliphatics	µg/L	10	>SOL <sup>#23</sup>	See TPH	See TPH	See TPH	<10	<10	<10	<10	<10	<10	<10	<10	<10	-	<10	<10	<10	
	>C12-C16 Aliphatics	µg/L	10	>SOL <sup>#23</sup>	See TPH	See TPH	See TPH	<10	<10	<10	<10	<10	<20	<20	<20	<10	<10	-	<10	<20	<20
	>C16-C21 Aliphatics	µg/L	10	NR <sup>#26</sup>	See TPH	See TPH	See TPH	<10	<10	<10	<10	<10	<20	<20	<20	<10	<10	-	<10	<20	<20
	>C21-C35 Aliphatics	µg/L	10	NR <sup>#26</sup>	See TPH	See TPH	See TPH	20	49	<10	12	<10	<20	<20	<20	<10	18	-	15	<20	<20
	>C16-C35 Aliphatics	µg/L	10	NR <sup>#26</sup>				-	-	-	-	-	<20	<20	<20	<10	-	-	-	<20	<20
	>C8-C40 Aliphatics	µg/L	10					35	55	<10	14	<10	-	-	-	-	20	-	21	-	-
	Total Aliphatics >C12-C35	µg/L	10					-	-	-	-	-	<20	<20	<20	<10	-	-	-	<20	<20
	>EC5-EC7 Aromatics	µg/L	5	910	See TPH	See TPH	See TPH	<100	<100	<100	<5	<5	-	-	-	-	<5	-	<5	-	-
	>EC6-EC7 Aromatics	µg/L	10					-	-	-	-	-	<10	<10	<10	<10	-	-	-	<10	<10
	>EC7-EC8 Aromatics	µg/L	5	>SOL <sup>#23</sup>	See TPH	See TPH	See TPH	<100	<100	<100	<5	<5	<10	<10	<10	<10	<5	-	<5	<10	<10
	>EC8-EC10 Aromatics	µg/L	10	8900	See TPH	See TPH	See TPH	<10	<10	<10	<10	<10	<10	<10	<10	<10	-	<10	<10	<10	<10
	>EC10-EC12 Aromatics	µg/L	10	8000	See TPH	See TPH	See TPH	<10	<10	<10	<10	<10	<10	<10	<10	<10	-	<10	<10	<10	<10
	>EC8-EC40 Aromatics	µg/L	10					-	14	16	29	12	-	-	-	-	16	-	-	-	-
	>EC12-EC16 Aromatics	µg/L	10	>SOL <sup>#23</sup>	See TPH	See TPH	See TPH	<10	<10	<10	<10	<10	<20	<20	<20	<10	<10	-	<10	<20	<20
	>EC16-EC21 Aromatics	µg/L	10	NR <sup>#26</sup>	See TPH	See TPH	See TPH	<10	<10	<10	<10	<10	<20	<20	<20	<10	<10	-	<10	<20	<20
	>EC21-EC35 Aromatics	µg/L	10	NR <sup>#26</sup>	See TPH	See TPH	See TPH	<10	<10	<10	22	<10	<20	<20	<20	<10	<10	-	<10	<20	<20
	Total Aromatics >EC12-EC35	µg/L	10					-	-	-	-	-	<20	<20	<20	<10	-	-	-	<20	<20
	TPH >C5-C35 Aliphatics/Aromatics	µg/L	10	na <sup>#27</sup>	10 <sup>#28</sup>	150 <sup>#29</sup>	150 <sup>#29</sup>	-	-	-	-	-	<10	<20	<20	<10	-	-	-	<10	<20
TPH	>C5-C6	µg/L	100					<100	<100	<100	<100	<100	-	-	-	-	<100	-	<100	-	-
	>C6-C7	µg/L	100					<100	<100	<100	<100	<100	-	-	-	-	<100	-	<100	-	-
	>C7-C8	µg/L	100					<100	<100	<100	<100	<100	-	-	-	-	<100	-	<100	-	-
	>C8-C10	µg/L	100					<100	<100	<100	<100	<100	-	-	-	-	<100	-	<100	-	-
	GRO	µg/L	100					<100	<100	<100	<100	<100	-	-	-	-	<100	-	<100	-	-
	GRO >C5-12	µg/L	50					-	-	-	-	-	<50	<50	<50	<50	-	-	-	<50	<50
BTEX and MTBE	Benzene	µg/L	1	910	1 <sup>#1</sup>	8 <sup>#3</sup>	10 <sup>#3</sup>	<1	<1	<1	<1	<1	<1	<1	<1	<7	<1	-	<1	<1	<1
	Toluene	µg/L	1	>SOL <sup>#23</sup>	700 <sup>#30</sup>	74 <sup>#3</sup>	74 <sup>#3</sup>	<5	<1	<1	<1	<1	<1	<1	<1	<4	<1	-	<5	<1	<1
	Ethylbenzene	µg/L	1	55000	300 <sup>#30</sup>	20 <sup>#31</sup>	20 <sup>#31</sup>	<1	<1	<1	<1	<1	<1	<1	<1	<5	<1	-	<1	<1	<1
	Xylene (m & p)	µg/L	1	22500	250 <sup>#33</sup>	15 <sup>#34</sup>	15 <sup>#34</sup>	<1	<1	<1	<1	<1	<1	<1	<1	<8	<1	-	<1	<1	<1
	Xylene (o)	µg/L	1	22500	250 <sup>#33</sup>	15 <sup>#34</sup>	15 <sup>#34</sup>	<1	<1	<1	<1	<1	<1	<1	<1	<3	<1	-	<1	<1	<1
	Xylene Total	µg/L	2	45000	500 <sup>#30</sup>	30 <sup>#4</sup>	30 <sup>#4</sup>	<2	<2	<2	<2	<2	<2	<2	<2	<11	<2	-	<2 - 15	<2	<2

				Location	BH06014	BH06016	BH06017	BH07007	BH07007	BH07007	BH07007	BH07007	BH07007	BH07007	BH07008	BH07008	BH07010	BH07010	BH07010	
				Sampled_Date	20/01/2020	12/02/2020	21/01/2020	03/03/2020	03/03/2020	24/06/2020	16/07/2020	18/08/2020	28/10/2020	03/03/2020	10/11/2020	05/03/2020	24/06/2020	16/07/2020		
				Sample_Depth	5	13	6	7.3	7.3	8	7	5.7	5.6	6.95	5.48	5.5	6	6		
				Avg																
				Arcadis GAC - Human Health - Residential	UK Drinking Water Standards	UK Estuaries and coastal waters EQS	UK Freshwater EQS													
Chem_Group	Analyte	Units	MDL																	
	MTBE	µg/L	1	390000	15 <sup>#35</sup>	15 <sup>#35</sup>	15 <sup>#36</sup>	<1	<1	<1	<1	<1	<1	<1	<3	<1	-	<1	<1	<1
	Total BTEX	µg/L	28					-	-	-	-	<28	<28	<28	<28	-	-	-	<28	<28
VOC	Styrene	µg/L	1			50 <sup>#4</sup>	50 <sup>#4</sup>	-	-	-	-	<1	<1	<1	-	-	-	-	<1	<1
	cis-1,3-dichloropropene	µg/L	1					-	-	-	-	<1	<1	<1	-	-	-	-	<1	<1
	trans-1,3-dichloropropene	µg/L	1					-	-	-	-	<1	<1	<1	-	-	-	-	<1	<1
	1,1,1,2-tetrachloroethane	µg/L	1				70 <sup>#37</sup>	-	-	-	-	<1	<1	<1	-	-	-	-	<1	<1
	1,1,1-trichloroethane	µg/L	1	270000	2000 <sup>#38</sup>	100 <sup>#4</sup>	100 <sup>#4</sup>	-	-	-	-	<1	<1	<1	-	-	-	-	<1	<1
	1,1,2,2-tetrachloroethane	µg/L	1				70 <sup>#37</sup>	-	-	-	-	<1	<1	<1	-	-	-	-	<1	<1
	1,1,2-trichloroethane	µg/L	1			300 <sup>#4</sup>	400 <sup>#4</sup>	-	-	-	-	<1	<1	<1	-	-	-	-	<1	<1
	1,1-dichloroethane	µg/L	1	30000	2.8 <sup>#39</sup>			-	-	-	-	<1	<1	<1	-	-	-	-	<1	<1
	1,1-dichloroethene	µg/L	1	14000	140 <sup>#40</sup>			-	-	-	-	<1	<1	<1	-	-	-	-	<1	<1
	1,1-dichloropropene	µg/L	1					-	-	-	-	<1	<1	<1	-	-	-	-	<1	<1
	1,2,3-trichloropropane	µg/L	1					-	-	-	-	<1	<1	<1	-	-	-	-	<1	<1
	1,2,4-trimethylbenzene	µg/L	1					-	-	-	-	<1	<1	<1	-	-	-	-	<1	<1
	1,2-dibromo-3-chloropropane	µg/L	1					-	-	-	-	<1	<1	<1	-	-	-	-	<1	<1
	1,2-dibromoethane	µg/L	1					-	-	-	-	<1	<1	<1	-	-	-	-	<1	<1
	1,2-dichloroethane	µg/L	1	63	3 <sup>#1</sup>	10 <sup>#3</sup>	10 <sup>#3</sup>	-	-	-	-	<1	<1	<1	-	-	-	-	<1	<1
	1,2-dichloropropane	µg/L	1					-	-	-	-	<1	<1	<1	-	-	-	-	<1	<1
	1,3,5-trimethylbenzene	µg/L	1					-	-	-	-	<1	<1	<1	-	-	-	-	<1	<1
	1,3-dichloropropane	µg/L	1					-	-	-	-	<1	<1	<1	-	-	-	-	<1	<1
	2,2-dichloropropane	µg/L	1					-	-	-	-	<1	<1	<1	-	-	-	-	<1	<1
	2-chlorotoluene	µg/L	1					-	-	-	-	<1	<1	<1	-	-	-	-	<1	<1
	4-chlorotoluene	µg/L	1					-	-	-	-	<1	<1	<1	-	-	-	-	<1	<1
	Bromobenzene	µg/L	1					-	-	-	-	<1	<1	<1	-	-	-	-	<1	<1
	Bromochloromethane	µg/L	1					-	-	-	-	<1	<1	<1	-	-	-	-	<1	<1
	Bromodichloromethane	µg/L	1		25 <sup>#41</sup>			-	-	-	-	<1	<1	<1	-	-	-	-	<1	<1
	Bromoform	µg/L	1		25 <sup>#41</sup>			-	-	-	-	<1	<1	<1	-	-	-	-	<1	<1
	Bromomethane	µg/L	1					-	-	-	-	<1	<1	<1	-	-	-	-	<1	<1
	Carbon disulfide	µg/L	1					-	-	-	-	<1	<1	<1	-	-	-	-	<1	<1
	Carbon tetrachloride	µg/L	1		3 <sup>#1</sup>	12 <sup>#3</sup>	12 <sup>#3</sup>	-	-	-	-	<1	<1	<1	-	-	-	-	<1	<1



				Location	BH06014	BH06016	BH06017	BH07007	BH07007	BH07007	BH07007	BH07007	BH07007	BH07007	BH07008	BH07008	BH07010	BH07010	BH07010	
				Sampled_Date	20/01/2020	12/02/2020	21/01/2020	03/03/2020	03/03/2020	24/06/2020	16/07/2020	18/08/2020	28/10/2020	03/03/2020	10/11/2020	05/03/2020	24/06/2020	16/07/2020		
				Sample_Depth	5	13	6	7.3	7.3	8	7	5.7	5.6	6.95	5.48	5.5	6	6		
				Avg																
				Arcadis GAC - Human Health - Residential	UK Drinking Water Standards	UK Estuaries and coastal waters EQS	UK Freshwater EQS													
Chem_Group	Analyte	Units	MDL																	
	Chlorodibromomethane	µg/L	1		25 <sup>#41</sup>			-	-	-	-	<1	<1	<1	-	-	-	-	<1	<1
	Chloroethane	µg/L	1					-	-	-	-	<1	<1	<1	-	-	-	-	<1	<1
	Chloroform	µg/L	1	15000	25 <sup>#41</sup>	2.5 <sup>#3</sup>	2.5 <sup>#3</sup>	-	-	-	-	<1	<1	<1	-	-	-	-	<1	<1
	Chloromethane	µg/L	1					-	-	-	-	<1	<1	<1	-	-	-	-	<1	<1
	cis-1,2-dichloroethene	µg/L	1	2200	25 <sup>#42</sup>			-	-	-	-	<1	<1	<1	-	-	-	-	<1	<1
	Dibromomethane	µg/L	1					-	-	-	-	<1	<1	<1	-	-	-	-	<1	<1
	Dichlorodifluoromethane	µg/L	1					-	-	-	-	<1	<1	<1	-	-	-	-	<1	<1
	Dichloromethane	µg/L	3			20 <sup>#3</sup>	20 <sup>#3</sup>	-	-	-	-	<3	<3	<3	-	-	-	-	<3	<3
	Isopropylbenzene	µg/L	1					-	-	-	-	<1	<1	<1	-	-	-	-	<1	<1
	n-butylbenzene	µg/L	1					-	-	-	-	<1	<1	<1	-	-	-	-	<1	<1
	n-propylbenzene	µg/L	1					-	-	-	-	<1	<1	<1	-	-	-	-	<1	<1
	p-isopropyltoluene	µg/L	1					-	-	-	-	<1	<1	<1	-	-	-	-	<1	<1
	sec-butylbenzene	µg/L	1					-	-	-	-	<1	<1	<1	-	-	-	-	<1	<1
	Trichloroethene	µg/L	1	260	5 <sup>#43</sup>	10 <sup>#3</sup>	10 <sup>#3</sup>	-	-	-	-	<1	<1	<1	-	-	-	-	<1	<1
	tert-butylbenzene	µg/L	1					-	-	-	-	<1	<1	<1	-	-	-	-	<1	<1
	Tetrachloroethene	µg/L	1	2700	5 <sup>#43</sup>	10 <sup>#3</sup>	10 <sup>#3</sup>	-	-	-	-	<1	<1	<1	-	-	-	-	<1	<1
	trans-1,2-dichloroethene	µg/L	1	7100	25 <sup>#42</sup>			-	-	-	-	<1	<1	<1	-	-	-	-	<1	<1
	Trichlorofluoromethane	µg/L	1					-	-	-	-	<1	<1	<1	-	-	-	-	<1	<1
	Vinyl chloride	µg/L	1	97	0.5 <sup>#1</sup>			-	-	-	-	<1	<1	<1	-	-	-	-	<1	<1
	tert-Amyl methyl ether	µg/L	1					-	-	-	-	<1	<1	<1	-	-	-	-	<1	<1
VOC/SVOC	1,2,3-trichlorobenzene	µg/L	0.01			0.13 <sup>#44</sup>	0.13 <sup>#44</sup>	-	-	-	-	<1	<1	<1	-	<0.01	-	-	<1	<1
	1,2,4-trichlorobenzene	µg/L	0.01			0.13 <sup>#44</sup>	0.13 <sup>#44</sup>	-	-	-	-	<1	<1	<1	-	-	-	-	<1	<1
	1,2-dichlorobenzene	µg/L	1			6.7 <sup>#45</sup>	6.7 <sup>#45</sup>	-	-	-	-	<1	<1	<1	-	-	-	-	<1	<1
	1,3,5-Trichlorobenzene	µg/L	0.01			0.13 <sup>#44</sup>	0.13 <sup>#44</sup>	-	-	-	-	<1	<1	<1	-	<0.01	-	-	<1	<1
	1,3-dichlorobenzene	µg/L	1			6.7 <sup>#45</sup>	6.7 <sup>#45</sup>	-	-	-	-	<1	<1	<1	-	-	-	-	<1	<1
	1,4-dichlorobenzene	µg/L	1			6.7 <sup>#45</sup>	6.7 <sup>#45</sup>	-	-	-	-	<1	<1	<1	-	-	-	-	<1	<1
	Chlorobenzene	µg/L	1	2400	100 <sup>#46</sup>			-	-	-	-	<1	<1	<1	-	-	-	-	<1	<1
	Hexachlorobutadiene	µg/L	0.01			0.6(MAC) <sup>#13</sup>	0.6(MAC) <sup>#13</sup>	-	-	-	-	<1	<1	<1	-	-	-	-	<1	<1
SVOC	Benzyl alcohol	µg/L	5					-	-	-	-	-	-	-	-	-	-	-	-	-
	Diphenyl ether	mg/L	0.002					-	-	-	-	-	-	-	-	-	-	-	-	-

				Location	BH06014	BH06016	BH06017	BH07007	BH07007	BH07007	BH07007	BH07007	BH07007	BH07007	BH07008	BH07008	BH07010	BH07010	BH07010		
				Sampled_Date	20/01/2020	12/02/2020	21/01/2020	03/03/2020	03/03/2020	24/06/2020	16/07/2020	18/08/2020	28/10/2020	03/03/2020	10/11/2020	05/03/2020	24/06/2020	16/07/2020			
				Sample_Depth	5	13	6	7.3	7.3	8	7	5.7	5.6	6.95	5.48	5.5	6	6			
				Avg																	
				Arcadis GAC - Human Health - Residential	UK Drinking Water Standards	UK Estuaries and coastal waters EQS	UK Freshwater EQS														
Chem_Group	Analyte	Units	MDL																		
	4-bromophenyl phenyl ether	µg/L	1					-	-	-	-	-	<2	<2	<1	-	-	-	-	<2	<2
	4-nitroaniline	µg/L	1					-	-	-	-	-	<2	<2	<1	-	-	-	-	<2	<2
	4-nitrophenol	µg/L	1					-	-	-	-	-	<2	<2	<1	-	-	-	-	<2	<2
	1,1-Biphenyl	µg/L	2			25	25 <sup>93</sup>	-	-	-	-	-	-	-	-	-	-	-	-	-	-
	1,2,3,4-tetrachlorobenzene	µg/L	0.01					-	-	-	-	-	-	-	<0.01	-	-	-	-	-	-
	1-Methylnaphthalene	µg/L	2					-	-	-	-	-	-	-	-	-	-	-	-	-	-
	2,4,5-trichlorophenol	µg/L	1					-	-	-	-	-	<2	<2	<1	-	-	-	-	<2	<2
	2,4,6-trichlorophenol	µg/L	1					-	-	-	-	-	<2	<2	<1	-	-	-	-	<2	<2
	2,4-dichlorophenol	µg/L	1			0.42 <sup>93</sup>	4.2 <sup>93</sup>	-	-	-	-	-	<2	<2	<1	-	-	-	-	<2	<2
	2,4-dimethylphenol	µg/L	1					-	-	-	-	-	<2	<2	<1	-	-	-	-	<2	<2
	2,4-dinitrophenol	µg/L	10					-	-	-	-	-	-	-	-	-	-	-	-	-	-
	2,4-dinitrotoluene	µg/L	1					-	-	-	-	-	<2	<2	<1	-	-	-	-	<2	<2
	2,6-dinitrotoluene	µg/L	1					-	-	-	-	-	<2	<2	<1	-	-	-	-	<2	<2
	2-chloronaphthalene	µg/L	1					-	-	-	-	-	<2	<2	<1	-	-	-	-	<2	<2
	2-chlorophenol	µg/L	1			50 <sup>94</sup>	50 <sup>94</sup>	-	-	-	-	-	<2	<2	<1	-	-	-	-	<2	<2
	2-methylnaphthalene	µg/L	1					-	-	-	-	-	<2	<2	<1	-	-	-	-	<2	<2
	2-methylphenol	µg/L	1					-	-	-	-	-	<2	<2	<1	-	-	-	-	<2	<2
	2-nitroaniline	µg/L	1					-	-	-	-	-	<2	<2	<1	-	-	-	-	<2	<2
	2-nitrophenol	µg/L	1					-	-	-	-	-	<2	<2	<1	-	-	-	-	<2	<2
	3-nitroaniline	µg/L	1					-	-	-	-	-	<2	<2	<1	-	-	-	-	<2	<2
	4,6-Dinitro-2-methylphenol	µg/L	50					-	-	-	-	-	-	-	-	-	-	-	-	-	-
	4-chloro-3-methylphenol	µg/L	1			40 <sup>94</sup>	40 <sup>94</sup>	-	-	-	-	-	<2	<2	<1	-	-	-	-	<2	<2
	4-chloroaniline	µg/L	1					-	-	-	-	-	<2	<2	<1	-	-	-	-	<2	<2
	4-chlorophenol	µg/L	20			50 <sup>94</sup>	50 <sup>94</sup>	-	-	-	-	-	-	-	-	-	-	-	-	-	-
	4-chlorophenyl phenyl ether	µg/L	1					-	-	-	-	-	<2	<2	<1	-	-	-	-	<2	<2
	4-methylphenol	µg/L	1					-	-	-	-	-	<2	<2	<1	-	-	-	-	<2	<2
	Azobenzene	µg/L	1					-	-	-	-	-	<2	<2	<1	-	-	-	-	<2	<2
	Benzoic Acid	µg/L	100					-	-	-	-	-	-	-	-	-	-	-	-	-	-
	Bis(2-chloroethoxy) methane	µg/L	1					-	-	-	-	-	<2	<2	<1	-	-	-	-	<2	<2
	Bis(2-chloroethyl)ether	µg/L	1					-	-	-	-	-	<2	<2	<1	-	-	-	-	<2	<2

				Location	BH06014	BH06016	BH06017	BH07007	BH07007	BH07007	BH07007	BH07007	BH07007	BH07007	BH07008	BH07008	BH07010	BH07010	BH07010	
				Sampled_Date	20/01/2020	12/02/2020	21/01/2020	03/03/2020	03/03/2020	24/06/2020	16/07/2020	18/08/2020	28/10/2020	03/03/2020	10/11/2020	05/03/2020	24/06/2020	16/07/2020	16/07/2020	
				Sample_Depth	5	13	6	7.3	7.3	8	7	5.7	5.6	6.95	5.48	5.5	6	6	6	
				Avg																
				Arcadis GAC - Human Health - Residential	UK Drinking Water Standards	UK Estuaries and coastal waters EQS	UK Freshwater EQS													
Chem_Group	Analyte	Units	MDL																	
	Bis(2-chloroisopropyl) ether	µg/L	5					-	-	-	-	-	-	-	-	-	-	-	-	-
	Bis(2-ethylhexyl) phthalate	µg/L	2			1.3 <sup>#3</sup>	1.3 <sup>#3</sup>	-	-	-	-	<4	<4	<2	-	-	-	-	<4	<4
	Butyl benzyl phthalate	µg/L	1			0.75 <sup>#3</sup>	7.5 <sup>#3</sup>	-	-	-	-	<2	<2	<1	-	-	-	-	<2	<2
	Carbazole	µg/L	1					-	-	-	-	<2	<2	<1	-	-	-	-	<2	<2
	Dibenzofuran	µg/L	1					-	-	-	-	<2	<2	<1	-	-	-	-	<2	<2
	Diethylphthalate	µg/L	1			200 <sup>#4</sup>	200 <sup>#4</sup>	-	-	-	-	<2	<2	<1	-	-	-	-	<2	<2
	Dimethyl phthalate	µg/L	1			800 <sup>#4</sup>	800 <sup>#4</sup>	-	-	-	-	<2	<2	<1	-	-	-	-	<2	<2
	Di-n-butyl phthalate	µg/L	1			8 <sup>#4</sup>	8 <sup>#4</sup>	-	-	-	-	<2	<2	<1	-	-	-	-	<2	<2
	Di-n-octyl phthalate	µg/L	2			20 <sup>#4</sup>	20 <sup>#4</sup>	-	-	-	-	<10	<10	<5	-	-	-	-	<10	<10
	Hexachlorobenzene	µg/L	0.01			0.05(MAC) <sup>#13</sup>	0.05(MAC) <sup>#13</sup>	-	-	-	-	<2	<2	<1	-	<0.01	-	-	<2	<2
	Hexachlorocyclopentadiene	µg/L	1					-	-	-	-	<2	<2	<1	-	-	-	-	<2	<2
	Hexachloroethane	µg/L	1					-	-	-	-	<2	<2	<1	-	-	-	-	<2	<2
	Isophorone	µg/L	1					-	-	-	-	<2	<2	<1	-	-	-	-	<2	<2
	Nitrobenzene	µg/L	1					-	-	-	-	<2	<2	<1	-	-	-	-	<2	<2
	N-nitrosodi-n-propylamine	µg/L	1					-	-	-	-	<2	<2	<1	-	-	-	-	<2	<2
	n-Nitrosodiphenylamine	µg/L	5					-	-	-	-	-	-	-	-	-	-	-	-	-
	Pentachlorobenzene	µg/L	0.01			0.0007 <sup>#3</sup>	0.007 <sup>#3</sup>	-	-	-	-	-	-	-	-	<0.01	-	-	-	-
	Pentachloronitrobenzene	µg/L	0.01					-	-	-	-	-	-	-	-	-	-	-	-	-
	Pentachlorophenol	µg/L	1			0.4 <sup>#3</sup>	0.4 <sup>#3</sup>	-	-	-	-	<2	<2	<1	-	-	-	-	<2	<2
PCB	Heptachlorobiphenyl, 2,3,3,4,4,5,5- (PCB 189)	µg/L	0.01					-	-	-	-	<0.03	<0.03	<0.03	-	-	-	<0.01	<0.03	<0.03
	Hexachlorobiphenyl, 2,3,3,4,4,5- (PCB 156)	µg/L	0.01					-	-	-	-	<0.03	<0.03	<0.03	-	-	-	<0.01	<0.03	<0.03
	Hexachlorobiphenyl, 2,3,3,4,4,5- (PCB 157)	µg/L	0.01					-	-	-	-	<0.03	<0.03	<0.03	-	-	-	<0.01	<0.03	<0.03
	Hexachlorobiphenyl, 2,3,4,4,5,5- (PCB 167)	µg/L	0.01					-	-	-	-	<0.03	<0.03	<0.03	-	-	-	<0.01	<0.03	<0.03
	Hexachlorobiphenyl, 3,3,4,4,5,5- (PCB 169)	µg/L	0.01					-	-	-	-	<0.03	<0.03	<0.03	-	-	-	<0.01	<0.03	<0.03
	PCB 101	µg/L	0.01					-	-	-	-	<0.03	<0.03	<0.03	-	-	-	-	<0.03	<0.03
	PCB 118	µg/L	0.01					-	-	-	-	<0.03	<0.03	<0.03	-	-	-	-	<0.03	<0.03
	PCB 138	µg/L	0.01					-	-	-	-	<0.03	<0.03	<0.03	-	-	-	-	<0.03	<0.03
	PCB 153	µg/L	0.01					-	-	-	-	<0.03	<0.03	<0.03	-	-	-	-	<0.03	<0.03
	PCB 180	µg/L	0.01					-	-	-	-	<0.03	<0.03	<0.03	-	-	-	-	<0.03	<0.03
	PCB 28	µg/L	0.01					-	-	-	-	<0.03	<0.03	<0.03	-	-	-	-	<0.03	<0.03

				Location	BH06014	BH06016	BH06017	BH07007	BH07007	BH07007	BH07007	BH07007	BH07007	BH07007	BH07008	BH07008	BH07010	BH07010	BH07010	
				Sampled_Date	20/01/2020	12/02/2020	21/01/2020	03/03/2020	03/03/2020	24/06/2020	16/07/2020	18/08/2020	28/10/2020	03/03/2020	10/11/2020	05/03/2020	24/06/2020	16/07/2020		
				Time																
				Sample_Depth	5	13	6	7.3	7.3	8	7	5.7	5.6	6.95	5.48	5.5	6	6		
				Avg																
				Arcadis GAC - Human Health - Residential	UK Drinking Water Standards	UK Estuaries and coastal waters EQS	UK Freshwater EQS													
Chem_Group	Analyte	Units	MDL																	
	PCB 52	µg/L	0.01								<0.03	<0.03	<0.03	-	-	-	-	<0.03	<0.03	
	Pentachlorobiphenyl, 2,3,3,4,4,- (PCB 105)	µg/L	0.01								<0.03	<0.03	<0.03	-	-	-	<0.01	<0.03	<0.03	
	Pentachlorobiphenyl, 2,3,4,4,5- (PCB 114)	µg/L	0.01								<0.03	<0.03	<0.03	-	-	-	<0.01	<0.03	<0.03	
	Pentachlorobiphenyl, 2,3,4,4,5- (PCB 123)	µg/L	0.01								<0.03	<0.03	<0.03	-	-	-	<0.01	<0.03	<0.03	
	Pentachlorobiphenyl, 3,3,4,4,5- (PCB 126)	µg/L	0.01								<0.03	<0.03	<0.03	-	-	-	<0.01	<0.03	<0.03	
	Tetrachlorobiphenyl, 3,3,4,4- (PCB 77)	µg/L	0.01								<0.03	<0.03	<0.03	-	-	-	<0.01	<0.03	<0.03	
	Tetrachlorobiphenyl, 3,4,4,5- (PCB 81)	µg/L	0.01								<0.03	<0.03	<0.03	-	-	-	<0.01	<0.03	<0.03	
	Total PCB 7 Congeners	µg/L	0.105								<0.21	<0.21	<0.21	-	-	-	-	<0.21	<0.21	
Phenolics	Xylenols (Filtered)	µg/L	0.5								0.64	<0.5	<0.5	<0.5	-	-	-	0.89	1.36	
	3-&4-methylphenol	µg/L	20								-	-	-	-	-	-	-	-	-	
	Trimethylphenols	µg/L	0.5								-	-	-	-	-	-	-	-	-	
	Trimethylphenols (Filtered)	µg/L	0.5								<0.5	<0.5	<0.5	<0.5	<0.5	-	<2.5	-	-	
	Cresol Total	µg/L	0.5								-	-	-	-	-	-	-	-	-	
	Cresol Total (Filtered)	µg/L	0.5								<0.5	<0.5	<0.5	<0.5	<0.5	<0.5	-	3.7	<0.5	0.51
	Dimethylphenols	µg/L	0.5								-	-	-	-	-	-	-	-	-	
	Dimethylphenols (Filtered)	µg/L	0.5								<0.5	<0.5	<0.5	<0.5	<0.5	-	<2.5	-	-	
	Phenol	µg/L	0.5								1200000	5800 <sup>#39</sup>	7.7 <sup>#3</sup>	7.7 <sup>#3</sup>	-	-	-	<2	<2	<2
	Phenol (Filtered)	µg/L	0.5								1200000	5800 <sup>#39</sup>	7.7 <sup>#3</sup>	7.7 <sup>#3</sup>	<0.5	<0.5	<0.5	<0.5	<0.5	<0.5
	Phenols Monohydric (Filtered)	µg/L	0.5								-	-	-	-	-	-	-	0.89	1.87	
PFAS	Branched PFOS	µg/L	0.002								-	-	-	-	-	-	-	-	-	
	Linear PFOS(Perfluoro-1-octanesulfonate)	µg/l	0.0013								-	-	-	-	-	-	-	-	-	
	Perfluoro-1-butanesulfonate	µg/L	0.002								-	-	-	-	-	-	-	-	-	
	Perfluoro-1-hexanesulfonate	µg/L	0.002								-	-	-	-	-	-	-	-	-	
	Perfluorooctanoate (PFOA)	µg/L	0.0013								0.01 <sup>#47</sup>	-	-	-	-	-	-	-	-	
	Perfluoro-1-decanesulfonate	µg/L	0.002								-	-	-	-	-	-	-	-	-	
	Perfluoro-1-heptanesulfonate	µg/L	0.002								-	-	-	-	-	-	-	-	-	
	Perfluoro-n-butanoic acid	µg/L	0.004								-	-	-	-	-	-	-	-	-	
	Perfluoro-n-decanoic acid	µg/L	0.002								-	-	-	-	-	-	-	-	-	
	Perfluoro-n-heptanoic acid	µg/L	0.002								-	-	-	-	-	-	-	-	-	
	Perfluoro-n-hexanoic acid	µg/L	0.002								-	-	-	-	-	-	-	-	-	

				Location	BH06014	BH06016	BH06017	BH07007	BH07007	BH07007	BH07007	BH07007	BH07007	BH07007	BH07008	BH07008	BH07010	BH07010	BH07010	
				Sampled Date	20/01/2020	12/02/2020	21/01/2020	03/03/2020	03/03/2020	24/06/2020	16/07/2020	18/08/2020	28/10/2020	03/03/2020	10/11/2020	05/03/2020	24/06/2020	16/07/2020		
				Sample Depth	5	13	6	7.3	7.3	8	7	5.7	5.6	6.95	5.48	5.5	6	6		
				Avg																
				Arcadis GAC - Human Health - Residential	UK Drinking Water Standards	UK Estuaries and coastal waters EQS	UK Freshwater EQS													
Chem_Group	Analyte	Units	MDL																	
	Perfluoro-n-pentanoic acid	µg/L	0.002	-	-	-	-	-	-	-	-	-	-	-	-	-	-	-	-	-
	Perfluoro-n-dodecanoic acid	µg/L	0.002	-	-	-	-	-	-	-	-	-	-	-	-	-	-	-	-	-
	Perfluoro-n-nonanoic acid	µg/L	0.002	-	-	-	-	-	-	-	-	-	-	-	-	-	-	-	-	-
	Perfluoro-n-undecanoic acid	µg/L	0.002	-	-	-	-	-	-	-	-	-	-	-	-	-	-	-	-	-
	Perfluorooctanesulfonamide	µg/L	0.004	-	-	-	-	-	-	-	-	-	-	-	-	-	-	-	-	-
	Total PFOS	µg/L	0.002		0.01 <sup>#47</sup>	0.00013 <sup>#48</sup>	0.00065 <sup>#48</sup>	-	-	-	-	-	-	-	-	-	-	-	-	-
Organotins	Tributyltin	µg/L	0.001			0.0002 <sup>#3</sup>	0.0002 <sup>#3</sup>	-	-	-	-	<0.006	<0.001	<0.006	-	-	-	<0.2	<0.006	<0.001
Pesticides	1-(3,4-Dichlorophenyl) urea (DCPU)	µg/l		-	-	-	-	-	-	-	-	-	-	-	-	-	-	-	-	-
	2-(4-Chlorophenoxy)propionic acid, 4-CPP	µg/l		-	-	-	-	-	-	-	-	-	-	-	-	-	-	-	-	-
	2-amino-N-(isopropyl)benzamide	µg/l		-	-	-	-	-	-	-	-	-	-	-	-	-	-	-	-	-
	2-Chloro-2,6-diethylacetanilide	µg/l		-	-	-	-	-	-	-	-	-	-	-	-	-	-	-	-	-
	Acibenzolar-S-methyl	µg/l		-	-	-	-	-	-	-	-	-	-	-	-	-	-	-	-	-
	Aminopyralid	µg/l		-	-	-	-	-	-	-	-	-	-	-	-	-	-	-	-	-
	Azoxystrobin	µg/L		-	-	-	-	-	-	-	-	-	-	-	-	-	-	-	-	-
	BAM	µg/l		-	-	-	-	-	-	-	-	-	-	-	-	-	-	-	-	-
	Benalaxyl	µg/l		-	-	-	-	-	-	-	-	-	-	-	-	-	-	-	-	-
	Bentazone methyl	µg/l		-	-	-	-	-	-	-	-	-	-	-	-	-	-	-	-	-
	Bifenox	µg/L		-	-	-	-	-	-	-	-	-	-	-	-	-	-	-	-	-
	Bitertanol	µg/l		-	-	-	-	-	-	-	-	-	-	-	-	-	-	-	-	-
	Boscalid	µg/l		-	-	-	-	-	-	-	-	-	-	-	-	-	-	-	-	-
	Cadusafos	µg/l		-	-	-	-	-	-	-	-	-	-	-	-	-	-	-	-	-
	Carfentrazone-ethyl	µg/L		-	-	-	-	-	-	-	-	-	-	-	-	-	-	-	-	-
	Chloridazon-desphenyl	µg/l		-	-	-	-	-	-	-	-	-	-	-	-	-	-	-	-	-
	Chloridazon-methyl desphenyl	µg/l		-	-	-	-	-	-	-	-	-	-	-	-	-	-	-	-	-
	Chlorotoluron-desmethyl	µg/l		-	-	-	-	-	-	-	-	-	-	-	-	-	-	-	-	-
	Chlorpropham	µg/L		-	-	-	-	-	-	-	-	-	-	-	-	-	-	-	-	-
	Clodinafop	µg/l		-	-	-	-	-	-	-	-	-	-	-	-	-	-	-	-	-
	Clomeprop	µg/l		-	-	-	-	-	-	-	-	-	-	-	-	-	-	-	-	-
	Crimidine	µg/l		-	-	-	-	-	-	-	-	-	-	-	-	-	-	-	-	-
	Cybutryme (Irgarol)	µg/l		-	-	-	-	-	-	-	-	-	-	-	-	-	-	-	-	-

				Location	BH06014	BH06016	BH06017	BH07007	BH07007	BH07007	BH07007	BH07007	BH07007	BH07007	BH07008	BH07008	BH07010	BH07010	BH07010	
				Sampled_Date	20/01/2020	12/02/2020	21/01/2020	03/03/2020	03/03/2020	24/06/2020	16/07/2020	18/08/2020	28/10/2020	03/03/2020	10/11/2020	05/03/2020	24/06/2020	16/07/2020		
				Sample_Depth	5	13	6	7.3	7.3	8	7	5.7	5.6	6.95	5.48	5.5	6	6		
				Avg																
				Arcadis GAC - Human Health - Residential	UK Drinking Water Standards	UK Estuaries and coastal waters EQS	UK Freshwater EQS													
Chem_Group	Analyte	Units	MDL																	
	Cyprazine	µg/l		-	-	-	-	-	-	-	-	-	-	-	-	-	-	-	-	-
	Cyprodinil	µg/L		-	-	-	-	-	-	-	-	-	-	-	-	-	-	-	-	-
	Dichlofenthion	µg/l		-	-	-	-	-	-	-	-	-	-	-	-	-	-	-	-	-
	Dichlormid	µg/l		-	-	-	-	-	-	-	-	-	-	-	-	-	-	-	-	-
	Diethofencarb	µg/l		-	-	-	-	-	-	-	-	-	-	-	-	-	-	-	-	-
	Difenacoum	µg/l		-	-	-	-	-	-	-	-	-	-	-	-	-	-	-	-	-
	Dimefuron	µg/l		-	-	-	-	-	-	-	-	-	-	-	-	-	-	-	-	-
	Dimethachlo	µg/l		-	-	-	-	-	-	-	-	-	-	-	-	-	-	-	-	-
	Dimethenamid	µg/l		-	-	-	-	-	-	-	-	-	-	-	-	-	-	-	-	-
	Dimethomorph	µg/l		-	-	-	-	-	-	-	-	-	-	-	-	-	-	-	-	-
	Dinoterb	µg/l		-	-	-	-	-	-	-	-	-	-	-	-	-	-	-	-	-
	Diuron desmethyl (DCPMU)	µg/l		-	-	-	-	-	-	-	-	-	-	-	-	-	-	-	-	-
	Epoxiconazole	µg/l		-	-	-	-	-	-	-	-	-	-	-	-	-	-	-	-	-
	Etrimphos	µg/L	0.01	-	-	-	-	-	-	-	-	-	-	-	<0.01	-	-	-	-	-
	Fenoxaprop	µg/l		-	-	-	-	-	-	-	-	-	-	-	-	-	-	-	-	-
	Fenpropidin	µg/l		-	-	-	-	-	-	-	-	-	-	-	-	-	-	-	-	-
	Fenuron	µg/l		-	-	-	-	-	-	-	-	-	-	-	-	-	-	-	-	-
	Fipronil	µg/L		-	-	-	-	-	-	-	-	-	-	-	-	-	-	-	-	-
	Florasulam	µg/l		-	-	-	-	-	-	-	-	-	-	-	-	-	-	-	-	-
	Fluazifop	µg/l		-	-	-	-	-	-	-	-	-	-	-	-	-	-	-	-	-
	Fluazifop-P-butyl	µg/L		-	-	-	-	-	-	-	-	-	-	-	-	-	-	-	-	-
	Foramsulfuron	µg/l		-	-	-	-	-	-	-	-	-	-	-	-	-	-	-	-	-
	Furathiocarb	µg/l		-	-	-	-	-	-	-	-	-	-	-	-	-	-	-	-	-
	Haloxifop	µg/l		-	-	-	-	-	-	-	-	-	-	-	-	-	-	-	-	-
	Haloxifop-p-methyl	µg/l		-	-	-	-	-	-	-	-	-	-	-	-	-	-	-	-	-
	Heptachlor epoxide	µg/L	0.01	-	-	-	-	-	-	-	-	-	-	-	<0.01	-	-	-	-	-
	Imazamox	µg/l		-	-	-	-	-	-	-	-	-	-	-	-	-	-	-	-	-
	Indoxacarb	µg/L		-	-	-	-	-	-	-	-	-	-	-	-	-	-	-	-	-
	Isoproturon-desmethyl	µg/l		-	-	-	-	-	-	-	-	-	-	-	-	-	-	-	-	-
	Isoproturon-monodesmethyl	µg/l		-	-	-	-	-	-	-	-	-	-	-	-	-	-	-	-	-

				Location	BH06014	BH06016	BH06017	BH07007	BH07007	BH07007	BH07007	BH07007	BH07007	BH07007	BH07008	BH07008	BH07010	BH07010	BH07010
				Sampled_Date	20/01/2020	12/02/2020	21/01/2020	03/03/2020	03/03/2020	24/06/2020	16/07/2020	18/08/2020	28/10/2020	03/03/2020	10/11/2020	05/03/2020	24/06/2020	16/07/2020	
				Sample_Time															
				Sample_Depth	5	13	6	7.3	7.3	8	7	5.7	5.6	6.95	5.48	5.5	6	6	
				Avg															
				Arcadis GAC - Human Health - Residential	UK Drinking Water Standards	UK Estuaries and coastal waters EQS	UK Freshwater EQS												
Chem_Group	Analyte	Units	MDL																
	Isopyrazam	µg/l						-	-	-	-	-	-	-	-	-	-	-	-
	Kresoxim-methyl	µg/l						-	-	-	-	-	-	-	-	-	-	-	-
	Malaoxon	µg/l						-	-	-	-	-	-	-	-	-	-	-	-
	Mandipropamid	µg/l						-	-	-	-	-	-	-	-	-	-	-	-
	Mecarbam	µg/l						-	-	-	-	-	-	-	-	-	-	-	-
	Mesotrione	µg/l						-	-	-	-	-	-	-	-	-	-	-	-
	Metconazole	µg/l						-	-	-	-	-	-	-	-	-	-	-	-
	Methacriphos	µg/L	0.01					-	-	-	-	-	-	-	<0.01	-	-	-	-
	Metribuzin-desamino	µg/l						-	-	-	-	-	-	-	-	-	-	-	-
	Naptalam	µg/l						-	-	-	-	-	-	-	-	-	-	-	-
	Nicosulfuron	µg/l						-	-	-	-	-	-	-	-	-	-	-	-
	Nuarimol	µg/l						-	-	-	-	-	-	-	-	-	-	-	-
	Oxadixyl	µg/l						-	-	-	-	-	-	-	-	-	-	-	-
	Paraoxon-ethyl	µg/l						-	-	-	-	-	-	-	-	-	-	-	-
	Parathion-ethyl	µg/l						-	-	-	-	-	-	-	-	-	-	-	-
	Penconazole	µg/l						-	-	-	-	-	-	-	-	-	-	-	-
	Pencycuron	µg/l						-	-	-	-	-	-	-	-	-	-	-	-
	Phosphamidon II (E)	µg/l	0.01					-	-	-	-	-	-	-	-	-	-	-	-
	Pretilachlor	µg/l						-	-	-	-	-	-	-	-	-	-	-	-
	Primisulfuron-methyl	µg/l						-	-	-	-	-	-	-	-	-	-	-	-
	Prodiamine	µg/l						-	-	-	-	-	-	-	-	-	-	-	-
	Propaquizafop	µg/l						-	-	-	-	-	-	-	-	-	-	-	-
	Propetamphos	µg/L	0.01					-	-	-	-	-	-	-	<0.01	-	-	-	-
	Prosulfocarb	µg/l						-	-	-	-	-	-	-	-	-	-	-	-
	Prothioconazole	µg/l						-	-	-	-	-	-	-	-	-	-	-	-
	Pyribenzoxim	µg/l						-	-	-	-	-	-	-	-	-	-	-	-
	Quinmerac	µg/l						-	-	-	-	-	-	-	-	-	-	-	-
	Quizalofop	µg/l						-	-	-	-	-	-	-	-	-	-	-	-
	Rimsulfuron	µg/l						-	-	-	-	-	-	-	-	-	-	-	-
	Sebuthylazine	µg/l						-	-	-	-	-	-	-	-	-	-	-	-

				Location	BH06014	BH06016	BH06017	BH07007	BH07007	BH07007	BH07007	BH07007	BH07007	BH07007	BH07008	BH07008	BH07010	BH07010	BH07010
				Sampled_Date	20/01/2020	12/02/2020	21/01/2020	03/03/2020	03/03/2020	24/06/2020	16/07/2020	18/08/2020	28/10/2020	03/03/2020	10/11/2020	05/03/2020	24/06/2020	16/07/2020	
				Sample_Depth	5	13	6	7.3	7.3	8	7	5.7	5.6	6.95	5.48	5.5	6	6	
				Avg															
				Arcadis GAC - Human Health - Residential	UK Drinking Water Standards	UK Estuaries and coastal waters EQS	UK Freshwater EQS												
Chem_Group	Analyte	Units	MDL																
	Simazine-2-hydroxy	µg/l						-	-	-	-	-	-	-	-	-	-	-	-
	Sodium Acifluorfen	µg/L						-	-	-	-	-	-	-	-	-	-	-	-
	Sulfosulfuron	µg/l						-	-	-	-	-	-	-	-	-	-	-	-
	Tecnazene	µg/L	0.01				1 <sup>nd</sup>	1 <sup>st</sup>	-	-	-	-	-	-	<0.01	-	-	-	-
	Teflubenzuron	µg/l						-	-	-	-	-	-	-	-	-	-	-	-
	Terbuthylazine-desethyl	µg/l						-	-	-	-	-	-	-	-	-	-	-	-
	Terbuthylazine-desethyl-2-hydroxy	µg/l						-	-	-	-	-	-	-	-	-	-	-	-
	Terbuthylazine-hydroxy	µg/l						-	-	-	-	-	-	-	-	-	-	-	-
	Thiabendazole	µg/L					5 <sup>th</sup>	5 <sup>th</sup>	-	-	-	-	-	-	-	-	-	-	-
	Thiamethoxam	µg/L						-	-	-	-	-	-	-	-	-	-	-	-
	Tribenuron-methyl	µg/L						-	-	-	-	-	-	-	-	-	-	-	-
	Trietazine	µg/L	0.01					-	-	-	-	-	-	-	-	-	-	-	-
	Trifloxysulfuron-sodium	µg/l						-	-	-	-	-	-	-	-	-	-	-	-
	Triflusulfuron-methyl	µg/l						-	-	-	-	-	-	-	-	-	-	-	-
	Trifluralin	µg/l						-	-	-	-	-	-	-	-	-	-	-	-
	Triticonazole	µg/l						-	-	-	-	-	-	-	-	-	-	-	-
	Desmetryn	mg/L						-	-	-	-	-	-	-	-	-	-	-	-
	Simetryn	mg/L						-	-	-	-	-	-	-	-	-	-	-	-
	Clothianidin	µg/L						-	-	-	-	-	-	-	-	-	-	-	-
	Cymoxanil	µg/L						-	-	-	-	-	-	-	-	-	-	-	-
	Fluazifop-butyl	µg/L						-	-	-	-	-	-	-	-	-	-	-	-
	Imazamethabenz-methyl	µg/L						-	-	-	-	-	-	-	-	-	-	-	-
	Mesosulfuron-methyl	µg/L						-	-	-	-	-	-	-	-	-	-	-	-
	Metamitron	µg/L						-	-	-	-	-	-	-	-	-	-	-	-
	Melbromuron	µg/L						-	-	-	-	-	-	-	-	-	-	-	-
	Monuron	µg/L						-	-	-	-	-	-	-	-	-	-	-	-
	Secbumeton	µg/L						-	-	-	-	-	-	-	-	-	-	-	-
	Spiroxamine	µg/L						-	-	-	-	-	-	-	-	-	-	-	-
	Clomazon	µg/L						-	-	-	-	-	-	-	-	-	-	-	-
	Metazachlor	µg/L	0.01					-	-	-	-	-	-	-	-	-	-	-	-



				Location	BH06014	BH06016	BH06017	BH07007	BH07007	BH07007	BH07007	BH07007	BH07007	BH07007	BH07008	BH07008	BH07010	BH07010	BH07010
				Sampled Date	20/01/2020	12/02/2020	21/01/2020	03/03/2020	03/03/2020	24/06/2020	16/07/2020	18/08/2020	28/10/2020	03/03/2020	10/11/2020	05/03/2020	24/06/2020	16/07/2020	
				Sample Depth	5	13	6	7.3	7.3	8	7	5.7	5.6	6.95	5.48	5.5	6	6	
				Avg															
				Arcadis GAC - Human Health - Residential	UK Drinking Water Standards	UK Estuaries and coastal waters EQS	UK Freshwater EQS												
Chem_Group	Analyte	Units	MDL																
	Methabenzthiazuran	µg/L		-	-	-	-	-	-	-	-	-	-	-	-	-	-	-	-
	Iprovalicarb	µg/L		-	-	-	-	-	-	-	-	-	-	-	-	-	-	-	-
	Chloroxuron	µg/L		-	-	-	-	-	-	-	-	-	-	-	-	-	-	-	-
	Neburon	µg/L		-	-	-	-	-	-	-	-	-	-	-	-	-	-	-	-
	Metribuzin	µg/L		-	-	-	-	-	-	-	-	-	-	-	-	-	-	-	-
	2,3,6-Trichlorobenzoic Acid (Tba)	µg/L		-	-	-	-	-	-	-	-	-	-	-	-	-	-	-	-
	2,4,5-Trichlorophenoxy Acetic Acid	µg/L		-	-	-	-	-	-	-	-	-	-	-	-	-	-	-	-
	2,4,5-TP (Silvex)	µg/L		-	-	-	-	-	-	-	-	-	-	-	-	-	-	-	-
	Pyrimethanil	µg/L		-	-	-	-	-	-	-	-	-	-	-	-	-	-	-	-
	Hedonal	µg/L				0.3 <sup>#3</sup>	0.3 <sup>#3</sup>	-	-	-	-	-	-	-	-	-	-	-	-
	2,4-DDT	µg/L	0.01			0.00625 <sup>#49</sup>	0.00625 <sup>#49</sup>	-	-	-	-	-	-	-	<0.01	-	-	-	-
	Propachlor	µg/L	0.01					-	-	-	-	-	-	-	-	-	-	-	-
	Propamocarb	µg/L						-	-	-	-	-	-	-	-	-	-	-	-
	2,4-Dichlorprop	µg/L						-	-	-	-	-	-	-	-	-	-	-	-
	3-Hydroxy Carbofuran	µg/L						-	-	-	-	-	-	-	-	-	-	-	-
	4-(2,4-Dichlorophenoxy)butyric Acid (2,4-DB)	µg/L						-	-	-	-	-	-	-	-	-	-	-	-
	4,4-DDE	µg/L	0.01			0.00625 <sup>#49</sup>	0.00625 <sup>#49</sup>	-	-	-	-	-	-	-	<0.01	-	-	-	-
	4-Bromo-3,5-dimethylphenyl-N-methylcarbamate	µg/L						-	-	-	-	-	-	-	-	-	-	-	-
	a-BHC	µg/L	0.01					-	-	-	-	-	-	-	<0.01	-	-	-	-
	Acetochlor	µg/L						-	-	-	-	-	-	-	-	-	-	-	-
	Aldicarb	µg/L						-	-	-	-	-	-	-	-	-	-	-	-
	Aldicarb sulfone	µg/L						-	-	-	-	-	-	-	-	-	-	-	-
	Aldrin	µg/L	0.01			0.03 <sup>#1</sup>	0.00125 <sup>#50</sup>	0.0025 <sup>#51</sup>	-	-	-	-	-	-	<0.01	-	-	-	-
	Ametryn	µg/L						-	-	-	-	-	-	-	-	-	-	-	-
	Amidosulfuron	µg/L						-	-	-	-	-	-	-	-	-	-	-	-
	Acetamiprid	µg/L						-	-	-	-	-	-	-	-	-	-	-	-
	Aclonifen	µg/L						-	-	-	-	-	-	-	-	-	-	-	-
	Actril (toxynil)	µg/L					10 <sup>#4</sup>	10 <sup>#4</sup>	-	-	-	-	-	-	-	-	-	-	-
	Atraton	µg/L						-	-	-	-	-	-	-	-	-	-	-	-
	Atrazine	µg/L	0.01			0.6 <sup>#3</sup>	0.6 <sup>#3</sup>	-	-	-	-	-	-	-	-	-	-	-	-

				Location	BH06014	BH06016	BH06017	BH07007	BH07007	BH07007	BH07007	BH07007	BH07007	BH07007	BH07008	BH07008	BH07010	BH07010	BH07010	
				Sampled_Date	20/01/2020	12/02/2020	21/01/2020	03/03/2020	03/03/2020	24/06/2020	16/07/2020	18/08/2020	28/10/2020	03/03/2020	10/11/2020	05/03/2020	24/06/2020	16/07/2020		
				Sample_Time																
				Sample_Depth	5	13	6	7.3	7.3	8	7	5.7	5.6	6.95	5.48	5.5	6	6		
				Avg																
				Arcadis GAC - Human Health - Residential	UK Drinking Water Standards	UK Estuaries and coastal waters EQS	UK Freshwater EQS													
Chem_Group	Analyte	Units	MDL																	
	Azinophos methyl	µg/L	0.01			0.01 <sup>#6</sup>	0.01 <sup>#6</sup>	-	-	-	-	-	-	-	-	-	-	-	-	-
	Baygon	µg/L						-	-	-	-	-	-	-	-	-	-	-	-	-
	b-BHC	µg/L	0.01					-	-	-	-	-	-	-	-	-	-	-	-	-
	Benazolin	µg/L						-	-	-	-	-	-	-	-	-	-	-	-	-
	Bendiocarb	µg/L						-	-	-	-	-	-	-	-	-	-	-	-	-
	Bentazone	µg/L	0.02			500 <sup>#4</sup>	500 <sup>#4</sup>	-	-	-	-	-	-	-	-	-	-	-	-	-
	Bidrin	µg/L						-	-	-	-	-	-	-	-	-	-	-	-	-
	Bromacil	µg/L						-	-	-	-	-	-	-	-	-	-	-	-	-
	Bromazil	µg/L						-	-	-	-	-	-	-	-	-	-	-	-	-
	Bromophos-ethyl	µg/L						-	-	-	-	-	-	-	-	-	-	-	-	-
	Bromoxynil	µg/L				100 <sup>#4</sup>	100 <sup>#4</sup>	-	-	-	-	-	-	-	-	-	-	-	-	-
	Carbaryl	µg/L						-	-	-	-	-	-	-	-	-	-	-	-	-
	Carbendazim	µg/L					0.15 <sup>#4</sup>	-	-	-	-	-	-	-	-	-	-	-	-	-
	Carbetamide	µg/L						-	-	-	-	-	-	-	-	-	-	-	-	-
	Carbofuran	µg/L						-	-	-	-	-	-	-	-	-	-	-	-	-
	Carbophenothion	µg/L	0.01					-	-	-	-	-	-	-	-	-	-	-	-	-
	Carboxin	µg/L						-	-	-	-	-	-	-	-	-	-	-	-	-
	Chlorbromuron	µg/L						-	-	-	-	-	-	-	-	-	-	-	-	-
	chlordane	µg/L	0.01					-	-	-	-	-	-	-	-	-	-	-	-	-
	Chlordane (cis)	µg/L	0.01					-	-	-	-	-	-	-	-	-	-	-	-	-
	Azinphos Ethyl	µg/L	0.01					-	-	-	-	-	-	-	-	-	-	-	-	-
	Chlordane (trans)	µg/L	0.01					-	-	-	-	-	-	-	-	-	-	-	-	-
	Chlorfenvinphos	µg/L	0.01			0.1 <sup>#3</sup>	0.1 <sup>#3</sup>	-	-	-	-	-	-	-	-	-	-	-	-	-
	Chloridazon	µg/L						-	-	-	-	-	-	-	-	-	-	-	-	-
	Chlorotoluron	µg/L				2 <sup>#4</sup>	2 <sup>#4</sup>	-	-	-	-	-	-	-	-	-	-	-	-	-
	Chlorpyrifos	µg/L	0.01			0.03 <sup>#3</sup>		-	-	-	-	-	-	-	-	-	-	-	-	-
	Chlorpyrifos-methyl	µg/L	0.01					-	-	-	-	-	-	-	-	-	-	-	-	-
	Chlorsulfuron	µg/L						-	-	-	-	-	-	-	-	-	-	-	-	-
	Clopyralid	µg/L						-	-	-	-	-	-	-	-	-	-	-	-	-
	Coumaphos	µg/L	0.01			0.03 <sup>#4</sup>	0.03 <sup>#4</sup>	-	-	-	-	-	-	-	-	-	-	-	-	-

				Location	BH06014	BH06016	BH06017	BH07007	BH07007	BH07007	BH07007	BH07007	BH07007	BH07007	BH07008	BH07008	BH07010	BH07010	BH07010
				Sampled_Date	20/01/2020	12/02/2020	21/01/2020	03/03/2020	03/03/2020	24/06/2020	16/07/2020	18/08/2020	28/10/2020	03/03/2020	10/11/2020	05/03/2020	24/06/2020	16/07/2020	
				Sample_Depth	5	13	6	7.3	7.3	8	7	5.7	5.6	6.95	5.48	5.5	6	6	
				Avg															
Chem_Group	Analyte	Units	MDL	Arcadis GAC - Human Health - Residential	UK Drinking Water Standards	UK Estuaries and coastal waters EQS	UK Freshwater EQS												
	Cyanazine	µg/L	0.01	-	-	-	-	-	-	-	-	-	-	-	-	-	-	-	-
	Cyproconazole	µg/L		-	-	-	-	-	-	-	-	-	-	-	-	-	-	-	-
	Cyromazine	µg/L		-	-	-	-	-	-	-	-	-	-	-	-	-	-	-	-
	d-BHC	µg/L	0.01	-	-	-	-	-	-	-	-	-	-	-	<0.01	-	-	-	-
	DDD	µg/L	0.01			0.00625 <sup>#49</sup>	0.00625 <sup>#49</sup>	-	-	-	-	-	-	-	<0.01	-	-	-	-
	DDT	µg/L	0.01			0.01 <sup>#52</sup>	0.01 <sup>#52</sup>	-	-	-	-	-	-	-	<0.01	-	-	-	-
	Deisopropylatrazine	µg/L		-	-	-	-	-	-	-	-	-	-	-	-	-	-	-	-
	Chlorothalonil	µg/L	0.01	-	-	-	0.035 <sup>#3</sup>	-	-	-	-	-	-	-	<0.01	-	-	-	-
	Deethylatrazine	µg/L		-	-	-	-	-	-	-	-	-	-	-	-	-	-	-	-
	Demeton-S-methyl	µg/L	0.01	-	-	-	-	-	-	-	-	-	-	-	-	-	-	-	-
	Diazinon	µg/L	0.01			0.01 <sup>#3</sup>	0.01 <sup>#3</sup>	-	-	-	-	-	-	-	<0.01	-	-	-	-
	Dicamba	µg/L		-	-	-	-	-	-	-	-	-	-	-	-	-	-	-	-
	Dichlobenil	µg/L	0.01	-	-	-	-	-	-	-	-	-	-	-	<0.01	-	-	-	-
	cis-Permethrin	µg/L	0.01	-	-	-	-	-	-	-	-	-	-	-	<0.01	-	-	-	-
	Dichlorvos	µg/L	0.01			0.04 <sup>#4</sup>	0.001 <sup>#4</sup>	-	-	-	-	-	-	-	<0.01	-	-	-	-
	Diclofop	µg/L		-	-	-	-	-	-	-	-	-	-	-	-	-	-	-	-
	Dieldrin	µg/L	0.01			0.03 <sup>#1</sup>	0.00125 <sup>#50</sup>	0.0025 <sup>#51</sup>	-	-	-	-	-	-	<0.01	-	-	-	-
	Difenoconazole	µg/L		-	-	-	-	-	-	-	-	-	-	-	-	-	-	-	-
	Difenoconazole	µg/L		-	-	-	-	-	-	-	-	-	-	-	-	-	-	-	-
	Difloxuron	µg/L		-	-	-	-	-	-	-	-	-	-	-	-	-	-	-	-
	Diflubenzuron	µg/L				0.005 <sup>#4</sup>	0.001 <sup>#4</sup>	-	-	-	-	-	-	-	-	-	-	-	-
	Diflufenican	µg/L		-	-	-	-	-	-	-	-	-	-	-	-	-	-	-	-
	Dimethoate	µg/L	0.01			0.48	0.48 <sup>#2</sup>	-	-	-	-	-	-	-	<0.01	-	-	-	-
	Dinoseb	µg/L		-	-	-	-	-	-	-	-	-	-	-	-	-	-	-	-
	Disulfoton	µg/L	0.01	-	-	-	-	-	-	-	-	-	-	-	-	-	-	-	-
	Diuron	µg/L				0.48 <sup>#3</sup>	0.48 <sup>#3</sup>	-	-	-	-	-	-	-	-	-	-	-	-
	Endosulfan I	µg/L	0.01	-	-	-	-	-	-	-	-	-	-	-	<0.01	-	-	-	-
	Endosulfan II	µg/L	0.01	-	-	-	-	-	-	-	-	-	-	-	<0.01	-	-	-	-
	Endosulfan sulphate	µg/L	0.01	-	-	-	-	-	-	-	-	-	-	-	<0.01	-	-	-	-
	Endrin	µg/L	0.01			0.00125 <sup>#50</sup>	0.0025 <sup>#51</sup>	-	-	-	-	-	-	-	<0.01	-	-	-	-
	Endrin ketone	µg/L	0.01	-	-	-	-	-	-	-	-	-	-	-	<0.01	-	-	-	-

				Location	BH06014	BH06016	BH06017	BH07007	BH07007	BH07007	BH07007	BH07007	BH07007	BH07007	BH07008	BH07008	BH07010	BH07010	BH07010	
				Sampled_Date	20/01/2020	12/02/2020	21/01/2020	03/03/2020	03/03/2020	24/06/2020	16/07/2020	18/08/2020	28/10/2020	03/03/2020	10/11/2020	05/03/2020	24/06/2020	16/07/2020		
				Sample_Depth	5	13	6	7.3	7.3	8	7	5.7	5.6	6.95	5.48	5.5	6	6		
				Avg																
				Arcadis GAC - Human Health - Residential	UK Drinking Water Standards	UK Estuaries and coastal waters EQS	UK Freshwater EQS													
Chem_Group	Analyte	Units	MDL																	
	s-Ethyl dipropylthiocarbamate	µg/L		-	-	-	-	-	-	-	-	-	-	-	-	-	-	-	-	-
	Ethiofencarb	µg/L		-	-	-	-	-	-	-	-	-	-	-	-	-	-	-	-	-
	Ethion	µg/L	0.01	-	-	-	-	-	-	-	-	-	-	-	<0.01	-	-	-	-	-
	Ethoprop	µg/L		-	-	-	-	-	-	-	-	-	-	-	-	-	-	-	-	-
	Ethofumesate	µg/L		-	-	-	-	-	-	-	-	-	-	-	-	-	-	-	-	-
	Etridiazole	µg/L	0.01	-	-	-	-	-	-	-	-	-	-	-	-	-	-	-	-	-
	Fenamiphos	µg/L		-	-	-	-	-	-	-	-	-	-	-	-	-	-	-	-	-
	Fenarimol	µg/L		-	-	-	-	-	-	-	-	-	-	-	-	-	-	-	-	-
	Fenitrothion	µg/L	0.01			0.01 <sup>#4</sup>	0.01 <sup>#4</sup>	-	-	-	-	-	-	-	<0.01	-	-	-	-	-
	Fensulfothion	µg/L		-	-	-	-	-	-	-	-	-	-	-	-	-	-	-	-	-
	Fenhexamid	µg/L		-	-	-	-	-	-	-	-	-	-	-	-	-	-	-	-	-
	Fenoxycarb	µg/L		-	-	-	-	-	-	-	-	-	-	-	-	-	-	-	-	-
	Fenthion	µg/L	0.01	-	-	-	-	-	-	-	-	-	-	-	<0.01	-	-	-	-	-
	Fenpropimorf	µg/L		-	-	-	-	-	-	-	-	-	-	-	-	-	-	-	-	-
	Fluroxypyr	µg/L	0.03	-	-	-	-	-	-	-	-	-	-	-	<0.03	-	-	-	-	-
	Flutolanil	µg/L		-	-	-	-	-	-	-	-	-	-	-	-	-	-	-	-	-
	Fonofos	µg/L		-	-	-	-	-	-	-	-	-	-	-	-	-	-	-	-	-
	g-BHC (Lindane)	µg/L	0.01	-	-	-	-	-	-	-	-	-	-	-	<0.01	-	-	-	-	-
	Haloxypop-methyl	µg/L		-	-	-	-	-	-	-	-	-	-	-	-	-	-	-	-	-
	Thifensulfuron	µg/L		-	-	-	-	-	-	-	-	-	-	-	-	-	-	-	-	-
	Heptachlor	µg/L	0.01			0.03 <sup>#1</sup>		-	-	-	-	-	-	-	<0.01	-	-	-	-	-
	Hexaconazole	µg/L		-	-	-	-	-	-	-	-	-	-	-	-	-	-	-	-	-
	Hexazinone	µg/L		-	-	-	-	-	-	-	-	-	-	-	-	-	-	-	-	-
	Hydroxyatrazine	µg/L		-	-	-	-	-	-	-	-	-	-	-	-	-	-	-	-	-
	Iprodione	µg/L		-	-	-	-	-	-	-	-	-	-	-	-	-	-	-	-	-
	Isodrin	µg/L	0.01			0.00125 <sup>#50</sup>	0.0025 <sup>#51</sup>	-	-	-	-	-	-	-	<0.01	-	-	-	-	-
	Isoproturon	µg/L				0.3 <sup>#3</sup>	0.3 <sup>#3</sup>	-	-	-	-	-	-	-	-	-	-	-	-	-
	Linuron	µg/L				0.5 <sup>#3</sup>	0.5 <sup>#3</sup>	-	-	-	-	-	-	-	-	-	-	-	-	-
	Malathion	µg/L	0.01			0.02 <sup>#4</sup>	0.01 <sup>#4</sup>	-	-	-	-	-	-	-	<0.01	-	-	-	-	-
	2-Methyl-4-chlorophenoxyacetic acid	µg/L		-	-	-	-	-	-	-	-	-	-	-	-	-	-	-	-	-

				Location	BH06014	BH06016	BH06017	BH07007	BH07007	BH07007	BH07007	BH07007	BH07007	BH07007	BH07008	BH07008	BH07010	BH07010	BH07010	
				Sampled_Date	20/01/2020	12/02/2020	21/01/2020	03/03/2020	03/03/2020	24/06/2020	16/07/2020	18/08/2020	28/10/2020	03/03/2020	10/11/2020	05/03/2020	24/06/2020	16/07/2020		
				Sample_Depth	5	13	6	7.3	7.3	8	7	5.7	5.6	6.95	5.48	5.5	6	6		
				Avg																
				Arcadis GAC - Human Health - Residential	UK Drinking Water Standards	UK Estuaries and coastal waters EQS	UK Freshwater EQS													
Chem_Group	Analyte	Units	MDL																	
	2-Methyl-4-Chlorophenoxy Butanoic Acid	µg/L						-	-	-	-	-	-	-	-	-	-	-	-	-
	Mecoprop	µg/L				18 <sup>#3</sup>	18 <sup>#3</sup>	-	-	-	-	-	-	-	-	-	-	-	-	-
	Mefenpyr-diethyl	µg/L						-	-	-	-	-	-	-	-	-	-	-	-	-
	Metachlor	µg/L	0.01			0.3 <sup>#3</sup>	0.3 <sup>#3</sup>	-	-	-	-	-	-	-	-	-	-	-	-	-
	Metaxyl	µg/L						-	-	-	-	-	-	-	-	-	-	-	-	-
	Methamidophos	µg/L						-	-	-	-	-	-	-	-	-	-	-	-	-
	Methidathion	µg/L						-	-	-	-	-	-	-	-	-	-	-	-	-
	Methiocarb	µg/L					0.01 <sup>#4</sup>	-	-	-	-	-	-	-	-	-	-	-	-	-
	Methomyl	µg/L						-	-	-	-	-	-	-	-	-	-	-	-	-
	Methoxychlor	µg/L	0.01					-	-	-	-	-	-	-	<0.01	-	-	-	-	-
	Methoxyfenozone	µg/L						-	-	-	-	-	-	-	-	-	-	-	-	-
	Methyl parathion	µg/L	0.01					-	-	-	-	-	-	-	<0.01	-	-	-	-	-
	Metolachlor	µg/L						-	-	-	-	-	-	-	-	-	-	-	-	-
	Metoxuron	µg/L						-	-	-	-	-	-	-	-	-	-	-	-	-
	Metsulfuron Methyl	µg/L						-	-	-	-	-	-	-	-	-	-	-	-	-
	Mevinphos (Phosdrin)	µg/L	0.01				0.02(MAC) <sup>#53</sup>	-	-	-	-	-	-	-	<0.01	-	-	-	-	-
	Molinate	µg/L						-	-	-	-	-	-	-	-	-	-	-	-	-
	Moninuran	µg/L						-	-	-	-	-	-	-	-	-	-	-	-	-
	Monocrotophos	µg/L						-	-	-	-	-	-	-	-	-	-	-	-	-
	Napropamide	µg/L						-	-	-	-	-	-	-	-	-	-	-	-	-
	Flusilazole (NuStar)	µg/L						-	-	-	-	-	-	-	-	-	-	-	-	-
	o,p-DDD	µg/L	0.01					-	-	-	-	-	-	-	<0.01	-	-	-	-	-
	o,p'-DDE	µg/L	0.01					-	-	-	-	-	-	-	<0.01	-	-	-	-	-
	o,p-Methoxychlor	µg/L	0.01					-	-	-	-	-	-	-	-	-	-	-	-	-
	Omethoate	µg/L	0.01				0.01 <sup>#4</sup>	-	-	-	-	-	-	-	-	-	-	-	-	-
	Oxamyl	µg/L						-	-	-	-	-	-	-	-	-	-	-	-	-
	Paclobutrazol	µg/L						-	-	-	-	-	-	-	-	-	-	-	-	-
	Methyl Paraaxon	µg/L						-	-	-	-	-	-	-	-	-	-	-	-	-
	Parathion	µg/L	0.01					-	-	-	-	-	-	-	<0.01	-	-	-	-	-
	Pendimethalin	µg/L	0.01				0.3 <sup>#3</sup>	-	-	-	-	-	-	-	<0.01	-	-	-	-	-

				Location	BH06014	BH06016	BH06017	BH07007	BH07007	BH07007	BH07007	BH07007	BH07007	BH07007	BH07008	BH07008	BH07010	BH07010	BH07010	
				Sampled_Date	20/01/2020	12/02/2020	21/01/2020	03/03/2020	03/03/2020	24/06/2020	16/07/2020	18/08/2020	28/10/2020	03/03/2020	10/11/2020	05/03/2020	24/06/2020	16/07/2020		
				Sample_Depth	5	13	6	7.3	7.3	8	7	5.7	5.6	6.95	5.48	5.5	6	6		
				Avg																
				Arcadis GAC - Human Health - Residential	UK Drinking Water Standards	UK Estuaries and coastal waters EQS	UK Freshwater EQS													
Chem_Group	Analyte	Units	MDL																	
	Imidacloprid	µg/L						-	-	-	-	-	-	-	-	-	-	-	-	-
	Permethrin	µg/L	0.01			0.0002 <sup>#4</sup>	0.001 <sup>#4</sup>	-	-	-	-	-	-	-	-	-	-	-	-	-
	Permethrin II	µg/L	0.01					-	-	-	-	-	-	-	<0.01	-	-	-	-	-
	Phorate	µg/L	0.01					-	-	-	-	-	-	-	<0.02	-	-	-	-	-
	Phosmet	µg/L						-	-	-	-	-	-	-	-	-	-	-	-	-
	Lenacil	µg/L						-	-	-	-	-	-	-	-	-	-	-	-	-
	Picloram	µg/L						-	-	-	-	-	-	-	-	-	-	-	-	-
	Picoxystrobin	µg/L						-	-	-	-	-	-	-	-	-	-	-	-	-
	Pirimicarb	µg/L				1 <sup>#4</sup>	1 <sup>#4</sup>	-	-	-	-	-	-	-	-	-	-	-	-	-
	Pirimphos-methyl	µg/L	0.01			0.015 <sup>#4</sup>	0.015 <sup>#4</sup>	-	-	-	-	-	-	-	<0.01	-	-	-	-	-
	Pirimphos-ethyl	µg/L	0.01					-	-	-	-	-	-	-	<0.01	-	-	-	-	-
	Prochloraz	µg/L				4 <sup>#4</sup>	4 <sup>#4</sup>	-	-	-	-	-	-	-	-	-	-	-	-	-
	Profenofos	µg/L						-	-	-	-	-	-	-	-	-	-	-	-	-
	Promecarb	µg/L						-	-	-	-	-	-	-	-	-	-	-	-	-
	Prometon	µg/L						-	-	-	-	-	-	-	-	-	-	-	-	-
	Prometryn	µg/L	0.01					-	-	-	-	-	-	-	-	-	-	-	-	-
	Pronamide	µg/L	0.01			100 <sup>#4</sup>	100 <sup>#4</sup>	-	-	-	-	-	-	-	<0.01	-	-	-	-	-
	Propanil	µg/L						-	-	-	-	-	-	-	-	-	-	-	-	-
	Propazine	µg/L	0.01					-	-	-	-	-	-	-	-	-	-	-	-	-
	Propham	µg/L						-	-	-	-	-	-	-	-	-	-	-	-	-
	Propiconazole	µg/L						-	-	-	-	-	-	-	-	-	-	-	-	-
	Propoxycarbazone-sodium	µg/L						-	-	-	-	-	-	-	-	-	-	-	-	-
	Pursuit	µg/L						-	-	-	-	-	-	-	-	-	-	-	-	-
	Pyriproxyfen	µg/L						-	-	-	-	-	-	-	-	-	-	-	-	-
	Quinclorac	µg/L						-	-	-	-	-	-	-	-	-	-	-	-	-
	Quinoxifen	µg/L						-	-	-	-	-	-	-	-	-	-	-	-	-
	Savey	µg/L						-	-	-	-	-	-	-	-	-	-	-	-	-
	Sethoxydim	µg/L						-	-	-	-	-	-	-	-	-	-	-	-	-
	Simazine	µg/L	0.01			1 <sup>#3</sup>	1 <sup>#3</sup>	-	-	-	-	-	-	-	-	-	-	-	-	-
	Tebuthiuron	µg/L						-	-	-	-	-	-	-	-	-	-	-	-	-

				Location	BH06014	BH06016	BH06017	BH07007	BH07007	BH07007	BH07007	BH07007	BH07007	BH07007	BH07008	BH07008	BH07010	BH07010	BH07010	
				Sampled_Date	20/01/2020	12/02/2020	21/01/2020	03/03/2020	03/03/2020	24/06/2020	16/07/2020	18/08/2020	28/10/2020	03/03/2020	10/11/2020	05/03/2020	24/06/2020	16/07/2020		
				Sample_Time																
				Sample_Depth	5	13	6	7.3	7.3	8	7	5.7	5.6	6.95	5.48	5.5	6	6		
				Avg																
				Arcadis GAC - Human Health - Residential	UK Drinking Water Standards	UK Estuaries and coastal waters EQS	UK Freshwater EQS													
Chem_Group	Analyte	Units	MDL																	
	Terbutryn	µg/L	0.01					-	-	-	-	-	-	-	-	-	-	-	-	
	Terbutylazine	µg/L						-	-	-	-	-	-	-	-	-	-	-	-	
	Phosalone	µg/L	0.01					-	-	-	-	-	-	-	<0.01	-	-	-	-	
	Phosphamidon	µg/L	0.01					-	-	-	-	-	-	-	<0.01	-	-	-	-	
	Thiobencarb	µg/L						-	-	-	-	-	-	-	-	-	-	-	-	
	Thiophanate-methyl	µg/L						-	-	-	-	-	-	-	-	-	-	-	-	
	Triadimefon	µg/L	0.01					-	-	-	-	-	-	-	<0.01	-	-	-	-	
	Triadimenol	µg/L						-	-	-	-	-	-	-	-	-	-	-	-	
	Triallate	µg/L	0.01							0.25 <sup>#4</sup>	0.25 <sup>#4</sup>	-	-	-	<0.01	-	-	-	-	
	Triasulfuron	µg/L						-	-	-	-	-	-	-	-	-	-	-	-	
	Tributyl phosphate	µg/L	0.1							50 <sup>#4</sup>	50 <sup>#4</sup>	-	-	-	-	-	-	-	-	
	Triclopyr	µg/L	0.03					-	-	-	-	-	-	-	<0.03	-	-	-	-	
	Triclosan	µg/L						-	-	-	-	-	-	-	-	-	-	-	-	
	Trifluralin	µg/L	0.01							0.03 <sup>#3</sup>	0.03 <sup>#3</sup>	-	-	-	<0.01	-	-	-	-	
	Tebuconazole	µg/L						-	-	-	-	-	-	-	-	-	-	-	-	
	Telodrin	µg/L	0.01					-	-	-	-	-	-	-	-	-	-	-	-	
	Triazophos	µg/L	0.01							0.005 <sup>#4</sup>	0.005 <sup>#4</sup>	-	-	-	<0.01	-	-	-	-	
	Tricyclazole	µg/L						-	-	-	-	-	-	-	-	-	-	-	-	
Surrogate	Surrogate Value	%						-	-	-	-	71.2	72.8	96.9	-	-	-	-	84.9	55.4
SVOC TIC	SVOC TICS - Detect	Detect						-	-	-	-	0	0	0	-	-	-	-	0	0
	SVOC Tentatively Identified Compounds	µg/L	10					-	-	-	-	<20	<20	<10	-	-	-	-	<20	<20
VOC TIC	VOC TICS - Detect	Detect						-	-	-	-	0	0	0	-	-	-	-	0	0
	VOC Tentatively Identified Compounds	µg/l	10					-	-	-	-	<10	<10	<10	-	-	-	-	<10	<10
NA	Potassium Perfluoropentane-1-Sulphonate	µg/L	0.002					-	-	-	-	-	-	-	-	-	-	-	-	-
Other	Temperature	°C						18.9	19	18.9	19.2	19.2	-	-	-	-	19.2	-	19.7	-
	Biochemical Oxygen Demand (5-day test)	µg/L	1000					6000	41,100	<2900	3800	<2900	-	-	-	<1000	<2900	-	73,000	-
	Redox	mV						-	-	-	-	139	67	176	-	-	-	-	154	8
	Salinity (no units)	PSS-78						-	-	-	-	3.75	<8	-	-	-	-	-	3.55	<8
	Conductivity @ 25oC	mS/cm	0.01					15.8	24.3	<0.1	7.05	6.94	-	-	-	-	10.7	-	23.7	-
	Conductivity @ 20oC	µS/cm	5					-	-	-	-	6060	6310	6220	6380	-	9730	-	5750	5980

				Location	BH06014	BH06016	BH06017	BH07007	BH07007	BH07007	BH07007	BH07007	BH07007	BH07007	BH07008	BH07008	BH07010	BH07010	BH07010		
				Sampled_Date	20/01/2020	12/02/2020	21/01/2020	03/03/2020	03/03/2020	24/06/2020	16/07/2020	18/08/2020	28/10/2020	03/03/2020	10/11/2020	05/03/2020	24/06/2020	16/07/2020			
				Sample_Depth	5	13	6	7.3	7.3	8	7	5.7	5.6	6.95	5.48	5.5	6	6			
				Avg																	
				Arcadis GAC - Human Health - Residential	UK Drinking Water Standards	UK Estuaries and coastal waters EQS	UK Freshwater EQS														
Chem_Group	Analyte	Units	MDL																		
	Total Dissolved Solids (Filtered)	mg/L	5					12,990	15,210	6270	4210	4660	4080	4160	4300	-	6300	-	15,240	4130	3900
	Biological Oxygen Demand	mg/L	1					-	-	-	-	-	1.89	<1	<1	-	-	-	-	7.37	<3
	Chemical Oxygen Demand	mg/L	5					90	235	71	82	78	117	70.5	119	114	104	-	440	166	174
	Dissolved Organic Carbon (Filtered)	µg/L	200					53,000	77,000	22,000	37,000	36,000	43,800	40,800	40,600	40,300	39,000	-	160,000	59,000	50,100
	6:2 Fluorotelomer Sulfonate (6:2 FTS)	µg/L	0.002					-	-	-	-	-	-	-	-	-	-	-	-	-	-
	pH (Lab)	pH_Units	0					7	7	6.1	7.4	7.4	7.51	7.48	7.66	7.59	7.4	-	7.1	7.58	7.43
	Salinity	ppt (thousand)	0.1					9.2	16.9	<2	4.4	4.3	-	-	-	-	6.9	-	16.2	-	-

**Legend**

36.2	Results exceeds GAC.
<50	Results MDL is greater than GAC.
-	Determinand has not been tested for.

**Notes**

A range is given where a determinand has been analysed for by more than one method.



				Location	BH07010	BH07015	BH07018	BH07018	BH07018	BH07018	BH07018	BH07018	BH07018	BH07018	BH07018	BH07018	BH07020	BH07023	BH07024	BH07030	
				Sampled_Date	18/08/2020	04/05/2020	19/03/2020	19/03/2020	25/06/2020	28/07/2020	18/08/2020	10/11/2020	02/12/2020	02/12/2020	18/03/2020	12/02/2020	13/02/2020	10/02/2020			
				Time																	
				Sample_Depth	6.1	18	18	18	54	8.32	8.6	8.4	8.16	8.16	14	14	10	5			
				Avg																	
				Arcadis GAC - Human Health - Residential	UK Drinking Water Standards	UK Estuaries and coastal waters EQS	UK Freshwater EQS														
Chem_Group	Analyte	Units	MDL																		
Metals	Antimony (Filtered)	µg/L	1		5 <sup>#1</sup>		-	-	-	-	-	-	-	-	-	-	-	-	-	-	
	Arsenic	µg/L	1	NVP <sup>#2</sup>	10 <sup>#1</sup>	25 <sup>#3</sup>	50 <sup>#3</sup>	22.7	2	<10	<10	<20	<20	3.73	-	2.86	2.91	<10	9	22	56
	Arsenic (Filtered)	µg/L	0.5	NVP <sup>#2</sup>	10 <sup>#1</sup>	25 <sup>#3</sup>	50 <sup>#3</sup>	24.7	1	4	4	7	4.45	<5	-	1.51	1.87	13	<10	3	56
	Boron	µg/L	10	NVP <sup>#2</sup>	1000 <sup>#1</sup>	7000 <sup>#4</sup>	2000 <sup>#4</sup>	6860	710	460	430	282	251	212	-	448	456	480	1880	1780	4640
	Boron (Filtered)	µg/L	10	NVP <sup>#2</sup>	1000 <sup>#1</sup>	7000 <sup>#4</sup>	2000 <sup>#4</sup>	13,800	730	450	420	261	248	229	-	-	-	610	1820	1680	3990
	Cadmium	µg/L	0.02	NVP <sup>#2</sup>	5 <sup>#1</sup>	0.2 <sup>#5</sup>	0.08 <sup>#5</sup>	<0.5	<0.02	<0.2	<0.2	<5	<5	<0.5	-	<0.5	<0.5	0.3	0.12	0.15	0.09
	Cadmium (Filtered)	µg/L	0.02	NVP <sup>#2</sup>	5 <sup>#1</sup>	0.2 <sup>#5</sup>	0.08 <sup>#5</sup>	<0.08	<0.02	0.07	0.07	0.122	<0.08	<0.8	-	<0.08	<0.08	<0.2	<0.2	0.04	<0.2
	Chromium (hexavalent) (Filtered)	µg/L	3	NVP <sup>#2</sup>		0.6 <sup>#5</sup>	3.4 <sup>#5</sup>	<3	<3	<3	11	26	63.2	38.3	-	<3	<3	85	<3	<3	<3
	Chromium	µg/L	1	NVP <sup>#2</sup>	50 <sup>#1</sup>	0.6 <sup>#5</sup>	3.4 <sup>#7</sup>	18.3	1	<10	<10	<30	<30	<3	-	3.69	3.85	<10	5	2	3
	Chromium (Filtered)	µg/L	1	NVP <sup>#2</sup>	50 <sup>#1</sup>	0.6 <sup>#5</sup>	3.4 <sup>#7</sup>	20	<1	4	4	<1	9.07	<10	-	<1	<1	<10	<10	<1	<10
	Chromium (Trivalent) (Filtered)	µg/L	3	NVP <sup>#2</sup>			4.7 <sup>#5</sup>	20	<3	<3	<3	<3	<3	<3	-	<3	<3	<3	<10	-	-
	Cobalt (Filtered)	µg/L	0.5			3 <sup>#8</sup>	3 <sup>#8</sup>	2.44	<1	<1	<1	2.29	1.13	<5	-	<0.5	<0.5	<10	12	18	<10
	Copper	µg/L	1	NVP <sup>#2</sup>	2000 <sup>#1</sup>	3.76 <sup>#9</sup>	1(bio) <sup>#10</sup>	4.23	1	<10	<10	19.2	15.4	6.2	-	7.12	8.1	<10	4	3	2
	Copper (Filtered)	µg/L	0.3	NVP <sup>#2</sup>	2000 <sup>#1</sup>	3.76 <sup>#9</sup>	1(bio) <sup>#10</sup>	<0.3	<1	<1	<1	<0.3	<0.3	<3	-	<0.3	0.732	<10	<10	<1	<10
	Iron (Filtered)	µg/L	10		200 <sup>#1</sup>	1000 <sup>#3</sup>	1000 <sup>#3</sup>	8810	270	50	70	88.9	104	<190	36.3	57.7	38.8	130	2680	7440	520
	Lead	µg/L	1	NVP <sup>#2</sup>	10 <sup>#1</sup>	1.3 <sup>#5</sup>	1.2(bio) <sup>#10</sup>	-	-	-	-	-	-	-	-	-	-	-	-	-	-
	Lead (Filtered)	µg/L	0.2	NVP <sup>#2</sup>	10 <sup>#1</sup>	1.3 <sup>#5</sup>	1.2(bio) <sup>#10</sup>	<0.2	<1	<1	<1	<0.2	0.295	<2	-	0.205	0.369	<10	<10	<1	<10
	Manganese	µg/L	1		50 <sup>#1</sup>		123(bio) <sup>#11</sup>	801	65	163	103	<10	<10	10.4	-	83.1	81.6	918	3040	6325	243
	Manganese (Filtered)	µg/L	2		50 <sup>#1</sup>		123(bio) <sup>#11</sup>	998	30	160	40	<3	3.84	<30	20.8	53.3	55.3	790	2030	4630	50
	Mercury	µg/L	0.02	9.7 <sup>#12</sup>	1 <sup>#1</sup>	0.07(MAC) <sup>#13</sup>	0.07(MAC) <sup>#13</sup>	<0.02	<0.03	<0.3	<0.3	<0.02	<0.02	<0.02	-	<0.2	<0.2	<0.3	<0.03	<0.03	<0.03
	Mercury (Filtered)	µg/L	0.01	9.7 <sup>#12</sup>	1 <sup>#1</sup>	0.07(MAC) <sup>#13</sup>	0.07(MAC) <sup>#13</sup>	<0.01	<0.03	<0.03	<0.03	<0.01	0.0226	<0.01	-	<0.01	<0.01	<0.3	<0.3	<0.03	<0.3
	Molybdenum (Filtered)	µg/L	1	NVP <sup>#2</sup>	70 <sup>#11</sup>			-	-	-	-	-	-	-	-	-	-	-	-	-	-
	Nickel	µg/L	1	NVP <sup>#2</sup>	20 <sup>#1</sup>	8.6 <sup>#5</sup>	4(bio) <sup>#10</sup>	4.89	2	<10	<10	135	70.1	54	-	15.2	16.4	19	8	6	7
	Nickel (Filtered)	µg/L	0.4	NVP <sup>#2</sup>	20 <sup>#1</sup>	8.6 <sup>#5</sup>	4(bio) <sup>#10</sup>	5.7	<1	2	1	140	70.7	52.5	-	5.9	6.16	<10	<10	3	<10
	Selenium	µg/L	1	NVP <sup>#2</sup>	10 <sup>#1</sup>			<1	<1	<10	<10	12.8	<10	3.35	-	<1	<1	<10	<1	<1	1
	Selenium (Filtered)	µg/L	1	NVP <sup>#2</sup>	10 <sup>#1</sup>			-	-	-	-	-	-	-	-	-	-	-	-	-	-
	Strontium (Filtered)	µg/L	1					1860	3040	7080	5780	2870	1240	506	-	-	-	4550	3290	2270	1940
	Vanadium	µg/L	1			100	20 <sup>#12</sup>	-	-	-	-	-	-	-	-	-	-	-	-	-	-
	Vanadium (Filtered)	µg/L	1			100	20 <sup>#12</sup>	-	-	-	-	-	-	-	-	-	-	-	-	-	-
	Zinc	µg/L	2	NVP <sup>#2</sup>	3000 <sup>#17</sup>	7.9 <sup>#18</sup>	10.9(bio) <sup>#10</sup>	<5	6	<20	<20	<50	<50	7.96	-	13.8	12.8	49	84	37	3

				Location	BH07010	BH07015	BH07018	BH07018	BH07018	BH07018	BH07018	BH07018	BH07018	BH07018	BH07018	BH07018	BH07020	BH07023	BH07024	BH07030	
				Sampled_Date	18/08/2020	04/05/2020	19/03/2020	19/03/2020	25/06/2020	28/07/2020	18/08/2020	10/11/2020	02/12/2020	02/12/2020	18/03/2020	12/02/2020	13/02/2020	10/02/2020			
				Time																	
				Sample_Depth	6.1	18	18	18	54	8.32	8.6	8.4	8.16	8.16	14	14	10	5			
				Avg																	
				Arcadis GAC - Human Health - Residential	UK Drinking Water Standards	UK Estuaries and coastal waters EQS	UK Freshwater EQS														
Chem_Group	Analyte	Units	MDL	NVP <sup>#2</sup>	3000 <sup>#17</sup>	7.9 <sup>#18</sup>	10.9(bio) <sup>#10</sup>														
	Zinc (Filtered)	µg/L	1					-	-	-	-	-	-	-	-	-	-	-	-	-	-
Inorganics	Alkalinity (Carbonate as CaCO3)	mg/L	2					-	0	0	0	-	-	-	-	-	0	0	0	0	
	Total Hardness	mg/l	0.35					1340	-	-	-	87.5	64.6	93.6	1080	1140	1130	-	-	-	-
	Total Hardness (Filtered)	mg/l	7					-	1270	1080	868	-	-	-	-	-	1510	3710	2430	4490	
	Alkalinity (Bicarbonate as CaCO3)	mg/L	2					2030	701	491	435	2940	355	890	755	708	676	822	2380	1970	2860
	Alkalinity (Bicarbonate) as HCO3	mg/L	2					2480	-	-	-	<2	-	563	-	-	-	-	-	-	-
	Alkalinity (total) as CaCO3	mg/L	2					2030	701	491	435	2940	355	890	619	580	554	822	2380	1970	2860
	Ammoniacal Nitrogen as N	mg/L	0.01					-	-	-	-	-	-	-	-	-	-	-	-	-	-
	Ammoniacal Nitrogen as N (Filtered)	mg/L	0.01					-	-	-	-	-	-	-	-	-	-	-	-	-	-
	Ammoniacal Nitrogen as NH3 (Filtered)	mg/L	0.01					-	-	-	-	-	-	-	10.3	9.15	9.28	-	-	-	-
	Bromide	mg/L	0.008					-	-	9.9	9.26	-	-	-	-	-	-	33	36.5	29.3	35.2
	Bromide (Filtered)	mg/L	0.008					5.68	13.54	-	-	10.1	10.6	10.8	11.5	11.5	11.5	-	-	-	-
	Calcium	mg/L	1					-	-	-	-	-	-	-	-	-	-	-	-	-	-
	Calcium (Filtered)	mg/L	0.2					234	155	175	120	14.6	1.34	3.43	82.7	118	120	361	333	259	98
	Chloride	mg/L	1		250 <sup>#1</sup>		250 <sup>#3</sup>	-	-	-	-	-	-	-	-	-	-	-	-	-	-
	Chloride (Filtered)	mg/L	1		250 <sup>#1</sup>		250 <sup>#3</sup>	1050	3680	2740	2560	2740	2760	2930	3270	3250	3240	8100	8850	6770	7110
	Cyanide (Free)	µg/L	20		50 <sup>#1</sup>	1 <sup>#3</sup>	1 <sup>#2</sup>	-	<20	<20	<20	-	-	-	-	-	-	<20	<20	<20	<20
	Cyanide (Free) (Filtered)	µg/L	2.5		50 <sup>#1</sup>	1 <sup>#3</sup>	1 <sup>#2</sup>	<2.5	-	-	-	<2.5	<2.5	<2.5	-	<2.5	<2.5	-	-	-	-
	Cyanide Total	µg/L	20		50 <sup>#1</sup>	1 <sup>#3</sup>	1 <sup>#2</sup>	-	<20	<20	<20	-	-	-	-	-	-	<20	<20	<20	<20
	Cyanide Total (Filtered)	µg/L	5		50 <sup>#1</sup>	1 <sup>#3</sup>	1 <sup>#2</sup>	<5	-	-	-	7.15	<5	<5	-	<5	<5	-	-	-	-
	cyanides-complex (Filtered)	µg/L	5		50 <sup>#1</sup>	1 <sup>#3</sup>	1 <sup>#2</sup>	<5	-	-	-	7.09	<5	<5	-	<5	<5	-	-	-	-
	Fluoride	µg/L	100		1500 <sup>#1</sup>	5000 <sup>#8</sup>	1000 <sup>#15</sup>	-	400	400	300	-	-	-	-	-	-	<200	200	300	100
	Fluoride (Filtered)	µg/L	500		1500 <sup>#1</sup>	5000 <sup>#8</sup>	1000 <sup>#15</sup>	<500	-	-	-	704	542	<500	-	<500	<500	-	-	-	-
	Iodide	mg/L	1					<5	-	-	-	<0.1	<0.1	<10	-	-	-	-	-	-	-
	Iodide (Filtered)	mg/L	0.1					-	<0.1	<0.1	<0.1	-	-	-	-	-	-	<0.1	<0.1	<0.1	<0.1
	Magnesium	mg/L	1					-	-	-	-	-	-	-	-	-	-	-	-	-	-
	Magnesium (Filtered)	mg/L	0.036					435	214	156	138	<0.036	0.0942	7.55	175	188	198	148	700	433	1030
	Nitrate (as N) (Filtered)	mg/L	0.2					-	<0.2	2	<0.2	-	-	-	-	-	-	<0.2	<0.2	1.6	<0.2
	Nitrate (as NO3-) (Filtered)	mg/L	0.3			50(NO3) <sup>#21</sup>		<0.3	-	-	-	<0.3	-	<0.3	<0.3	<0.3	<0.3	-	-	-	-
	Phosphate (as P) (Filtered)	µg/L	10					-	-	-	-	-	-	-	-	-	-	20	-	-	-

				Location	BH07010	BH07015	BH07018	BH07018	BH07018	BH07018	BH07018	BH07018	BH07018	BH07018	BH07018	BH07018	BH07020	BH07023	BH07024	BH07030	
				Sampled Date	18/08/2020	04/05/2020	19/03/2020	19/03/2020	25/06/2020	28/07/2020	18/08/2020	10/11/2020	02/12/2020	02/12/2020	18/03/2020	12/02/2020	13/02/2020	10/02/2020			
				Time																	
				Sample Depth Avg	6.1	18	18	18	54	8.32	8.6	8.4	8.16	8.16	14	14	10	5			
				Arcadis GAC - Human Health - Residential	UK Drinking Water Standards	UK Estuaries and coastal waters EQS	UK Freshwater EQS														
Chem_Group	Analyte	Units	MDL																		
	Phosphorus	µg/L	20					1260	-	-	-	<200	<200	118	-	-	-	-	4200	-	-
	Phosphorus (Filtered)	µg/L	10					704	-	-	-	62.6	67.8	<100	-	-	-	-	100	-	-
	Potassium (Filtered)	mg/L	0.2					160	98	74	80	102	80.5	60	59.1	59.9	61.8	226	257	189	145
	Sodium	mg/L	1		200 <sup>#1</sup>			-	-	-	-	-	-	-	-	-	-	-	-	-	-
	Sodium (Filtered)	mg/L	0.076		200 <sup>#1</sup>			842	2230	1570	1620	3190	2890	2070	1920	1470	1460	4070	5100	4080	4020
	Sulphate	mg/L	3		250(SO4) <sup>#22</sup>		400 <sup>#4</sup>	-	-	-	-	-	-	-	-	-	-	-	-	-	-
	Sulphate (Filtered)	mg/L	2		250(SO4) <sup>#22</sup>		400 <sup>#4</sup>	530	15	289	426	192	80.6	50.3	4.3	<2	<2	238	129	7	73
PAH	Coronene	µg/L	50					-	<50	-	-	-	-	-	-	-	-	-	-	-	-
	Naphthalene	µg/L	0.01	3900		2 <sup>#3</sup>	2 <sup>#3</sup>	<1 - 0.0546	<2 - 0.03	<0.04	<0.04	<0.02	<0.02	<0.01	-	<1 - 0.0617	<1 - 0.0607	0.21	0.1	0.1	0.06
	Acenaphthene	µg/L	0.005	>SOL <sup>#23</sup>			No UK EQS	<4 - 0.0139	<0.01	<0.04	<0.04	<0.01	<0.01	<0.005	-	<0.005	<0.005	0.03	<0.01	<0.01	<0.01
	Acenaphthylene	µg/L	0.005	>SOL <sup>#23</sup>			No UK EQS	<0.005	<0.01	<0.04	<0.04	<0.01	<0.01	<10 - 0.0134	-	<10 - 0.0148	<10 - 0.0149	0.04	<0.01	<0.01	<0.01
	Fluoranthene	µg/L	0.005	>SOL <sup>#23</sup>		0.0063 <sup>#3</sup>	0.0063 <sup>#3</sup>	<4 - 0.0172	<0.01	<0.04	<0.04	<0.01	<0.01	<0.005	-	<10 - 0.0137	<10 - 0.0161	0.03	<0.01	<0.01	0.05
	Anthracene	µg/L	0.005	>SOL <sup>#23</sup>		0.1 <sup>#3</sup>	0.1 <sup>#3</sup>	<4 - 0.00652	<0.01	<0.04	<0.04	<0.01	<0.01	<0.005	-	<0.005	<0.005	<0.01	<0.01	<0.01	0.02
	Phenanthrene	µg/L	0.005	>SOL <sup>#23</sup>			No UK EQS	<4 - 0.026	<0.01	<0.04	<0.04	<0.01	<0.01	<10 - 0.00769	-	<10 - 0.00548	<10 - 0.0063	0.07	<0.01	0.02	0.1
	Fluorene	µg/L	0.005	>SOL <sup>#23</sup>			No UK EQS	<4 - 0.0107	<0.01	<0.04	<0.04	<0.01	<0.01	<10 - 0.133	-	<0.005	<0.005	0.02	<0.01	<0.01	<0.01
	Chrysene	µg/L	0.005	>SOL <sup>#23</sup>			No UK EQS	<0.005	<0.01	<0.04	<0.04	<0.01	<0.01	<0.005	-	<0.005	<0.005	0.01	<0.01	<0.01	<0.01
	Pyrene	µg/L	0.005	>SOL <sup>#23</sup>			No UK EQS	<4 - 0.0113	<0.01	<0.04	<0.04	<0.01	<0.01	<10 - 0.0133	-	<10 - 0.0163	<10 - 0.0184	0.02	<0.01	<0.01	0.04
	Benzo(a)anthracene	µg/L	0.005	>SOL <sup>#23</sup>			No UK EQS	<0.005	<0.01	<0.04	<0.04	<0.01	<0.01	<0.005	-	<0.005	<0.005	<0.01	<0.01	<0.01	0.02
	Benzo(b)fluoranthene	µg/L	0.005	>SOL <sup>#23</sup>	0.025 <sup>#24</sup>	See BaP <sup>#25</sup>	See BaP <sup>#25</sup>	<0.005	<0.01	<0.04	<0.04	<0.01	<0.01	<0.005	-	<0.005	<0.005	0.14	<0.01	<0.01	<0.01
	Benzo(k)fluoranthene	µg/L	0.005	>SOL <sup>#23</sup>	0.025 <sup>#24</sup>	See BaP <sup>#25</sup>	See BaP <sup>#25</sup>	<0.005	<0.01	<0.04	<0.04	<0.01	<0.01	<0.005	-	<0.005	<0.005	0.13	<0.01	<0.01	<0.01
	Benzo(a)pyrene	µg/L	0.002	>SOL <sup>#23</sup>	0.01 <sup>#1</sup>	0.00017 <sup>#25</sup>	0.00017 <sup>#25</sup>	<0.002	<0.01	<0.04	<0.04	<0.004	<0.004	<0.002	-	<0.002	<10 - 0.00345	0.02	<0.01	<0.01	<0.01
	Dibenz(a,h)anthracene	µg/L	0.005	>SOL <sup>#23</sup>			No UK EQS	<0.005	<0.01	<0.04	<0.04	<0.01	<0.01	<0.005	-	<0.005	<0.005	0.11	<0.01	<0.01	<0.01
	Benzo(g,h,i)perylene	µg/L	0.005	>SOL <sup>#23</sup>	0.025 <sup>#24</sup>	See BaP <sup>#25</sup>	See BaP <sup>#25</sup>	<0.005	<0.01	<0.04	<0.04	<0.01	<0.01	<0.005	-	<0.005	<0.005	0.09	<0.01	<0.01	<0.01
	Indeno(1,2,3-c,d)pyrene	µg/L	0.005	>SOL <sup>#23</sup>	0.025 <sup>#24</sup>	See BaP <sup>#25</sup>	See BaP <sup>#25</sup>	<0.005	<0.01	<0.04	<0.04	<0.01	<0.01	<0.005	-	<0.005	<0.005	0.16	<0.01	<0.01	<0.01
	PAH 16 Total	µg/L	0.082					0.14	<0.18	<0.64	<0.64	<0.164	<0.164	0.167	-	0.112	0.12	<1.1	<0.25	<0.25	<0.4
TPH CWG	>C5-C6 Aliphatics	µg/L	10	>SOL <sup>#23</sup>	See TPH	See TPH	See TPH	<10	<100	<100	<100	166	112	79	-	14	14	<100	<100	<100	<100
	>C6-C7 Aliphatics	µg/L	100					-	<100	<100	<100	-	-	-	-	-	-	<100	<100	<100	<100
	>C6-C8 Aliphatics	µg/L	10	>SOL <sup>#23</sup>	See TPH	See TPH	See TPH	<10	<100	<100	<100	975	501	285	-	70	69	<100	<100	<100	<100
	>C7-C8 Aliphatics	µg/L	100					-	<100	<100	<100	-	-	-	-	-	-	<100	<100	<100	<100
	>C8-C10 Aliphatics	µg/L	10	>SOL <sup>#23</sup>	See TPH	See TPH	See TPH	<10	<10	<100	<100	1040	510	433	-	134	145	<100 - 18	<10	<10	<10

				Location	BH07010	BH07015	BH07018	BH07018	BH07018	BH07018	BH07018	BH07018	BH07018	BH07018	BH07018	BH07018	BH07020	BH07023	BH07024	BH07030	
				Sampled Date	18/08/2020	04/05/2020	19/03/2020	19/03/2020	25/06/2020	28/07/2020	18/08/2020	10/11/2020	02/12/2020	02/12/2020	18/03/2020	12/02/2020	13/02/2020	10/02/2020			
				Time																	
				Sample Depth	6.1	18	18	18	54	8.32	8.6	8.4	8.16	8.16	14	14	10	5			
				Avg																	
				Arcadis GAC - Human Health - Residential	UK Drinking Water Standards	UK Estuaries and coastal waters EQS	UK Freshwater EQS														
Chem_Group	Analyte	Units	MDL	>SOL <sup>#23</sup>	See TPH	See TPH	See TPH	<10	<10	<106	<106	81	62	64	-	25	37	32	<10	<10	<10
	>C10-C12 Aliphatics	µg/L	10	>SOL <sup>#23</sup>	See TPH	See TPH	See TPH	<10	<10	<106	<106	81	62	64	-	25	37	32	<10	<10	<10
	>C12-C16 Aliphatics	µg/L	10	>SOL <sup>#23</sup>	See TPH	See TPH	See TPH	<10	<10	<106	<106	<20	<20	<10	-	<10	<10	32	<10	<10	<10
	>C16-C21 Aliphatics	µg/L	10	NR <sup>#26</sup>	See TPH	See TPH	See TPH	<10	<10	<106	<106	<20	<20	<10	-	<10	<10	27	<10	<10	<10
	>C21-C35 Aliphatics	µg/L	10	NR <sup>#26</sup>	See TPH	See TPH	See TPH	<10	10	<106	<106	<20	<20	<10	-	<10	<10	36	13	18	<10
	>C16-C35 Aliphatics	µg/L	10	NR <sup>#26</sup>				<10	-	-	-	<20	<20	<10	-	<10	<10	-	-	-	-
	>C8-C40 Aliphatics	µg/L	10		19	<106	<106	-	-	-	-	-	-	-	-	-	145	18	22	11	
	Total Aliphatics >C12-C35	µg/L	10					<10	-	-	-	<20	<20	<10	-	<10	<10	-	-	-	-
	>EC5-EC7 Aromatics	µg/L	5	910	See TPH	See TPH	See TPH	-	<100	<100	<100	-	-	-	-	<10	<10	<100	<100	<5	<100
	>EC6-EC7 Aromatics	µg/L	10					<10	-	-	-	<10	<10	<10	-	-	-	-	-	-	-
	>EC7-EC8 Aromatics	µg/L	5	>SOL <sup>#23</sup>	See TPH	See TPH	See TPH	<10	<100	<100	<100	<10	<10	<10	-	<10	<10	<100	<100	<5	<100
	>EC8-EC10 Aromatics	µg/L	10	8900	See TPH	See TPH	See TPH	<10	<10	<100	<100	693	598	288	-	161	171	14	<10	<10	<10
	>EC10-EC12 Aromatics	µg/L	10	8000	See TPH	See TPH	See TPH	<10	<10	<100	<100	54	42	43	-	17	25	27	<10	<10	<10
	>EC8-EC40 Aromatics	µg/L	10					-	<10	<100	<100	-	-	-	-	-	-	1350	15	-	-
	>EC12-EC16 Aromatics	µg/L	10	>SOL <sup>#23</sup>	See TPH	See TPH	See TPH	<10	<10	<100	<100	<20	<20	23	-	<10	<10	96	<10	<10	<10
	>EC16-EC21 Aromatics	µg/L	10	NR <sup>#26</sup>	See TPH	See TPH	See TPH	<10	<10	<100	<100	<20	<20	23	-	<10	<10	482	<10	17	<10
	>EC21-EC35 Aromatics	µg/L	10	NR <sup>#26</sup>	See TPH	See TPH	See TPH	<10	<10	<100	<100	<20	<20	21	-	<10	<10	725	<10	<10	<10
	Total Aromatics >EC12-EC35	µg/L	10					<10	-	-	-	<20	<20	67	-	<10	<10	-	-	-	-
	TPH >C5-C35 Aliphatics/Aromatics	µg/L	10	na <sup>#27</sup>	10 <sup>#28</sup>	150 <sup>#29</sup>	150 <sup>#29</sup>	<10	-	-	-	3010	1830	1260	-	421	461	-	-	-	-
TPH	>C5-C6	µg/L	100					-	<100	<100	<100	-	-	-	-	-	-	<100	<100	<100	<100
	>C6-C7	µg/L	100					-	<100	<100	<100	-	-	-	-	-	-	<100	<100	<100	<100
	>C7-C8	µg/L	100					-	<100	<100	<100	-	-	-	-	-	-	<100	<100	<100	<100
	>C8-C10	µg/L	100					-	<100	<100	<100	-	-	-	-	-	-	<100	<100	<100	<100
	GRO	µg/L	100					-	<100	<100	110	-	-	-	-	-	-	119	<100	<100	<100
	GRO >C5-12	µg/L	50					<50	-	-	-	3010	1830	1200	-	422	461	-	-	-	-
BTEX and MTBE	Benzene	µg/L	1	910	1 <sup>#1</sup>	8 <sup>#3</sup>	10 <sup>#3</sup>	<1	<1	<1	<1	<1	<1	<7	-	<1	<1	<1	<1	<1	<1
	Toluene	µg/L	1	>SOL <sup>#23</sup>	700 <sup>#30</sup>	74 <sup>#3</sup>	74 <sup>#3</sup>	<1	<1	<1	<1	<1	<1	<4	-	<1	<4 - 1.02	<1	<1	<5	<5
	Ethylbenzene	µg/L	1	55000	300 <sup>#30</sup>	20 <sup>#31</sup>	20 <sup>#31</sup>	<1	<1	<1	<1	<1	<1 - 105	<5	-	<1	<1	<1	<1	<1	<1
	Xylene (m & p)	µg/L	1	22500	250 <sup>#33</sup>	15 <sup>#34</sup>	15 <sup>#34</sup>	<1	<1	<1 - 13	<1 - 18	<1	<1	<8	-	<1	<1	<1	<1	<1	<1
	Xylene (o)	µg/L	1	22500	250 <sup>#33</sup>	15 <sup>#34</sup>	15 <sup>#34</sup>	<1	<1	<1	<1	<1	<1 - 154	<3	-	<1 - 71	<1 - 73	<1	<1	<1	<1
	Xylene Total	µg/L	2	45000	500 <sup>#30</sup>	30 <sup>#4</sup>	30 <sup>#4</sup>	<2	<2	<2	<2 - 18	<2	<2 - 154	<11	-	71	73	<2	<2	<2	<2

				Location	BH07010	BH07015	BH07018	BH07018	BH07018	BH07018	BH07018	BH07018	BH07018	BH07018	BH07018	BH07018	BH07018	BH07018	BH07018	BH07018	BH07018	BH07020	BH07023	BH07024	BH07030
				Sampled Date	18/08/2020	04/05/2020	19/03/2020	19/03/2020	25/06/2020	28/07/2020	18/08/2020	10/11/2020	02/12/2020	02/12/2020	18/03/2020	12/02/2020	13/02/2020	10/02/2020							
				Sample Time																					
				Sample Depth	6.1	18	18	18	54	8.32	8.6	8.4	8.16	8.16	14	14	10	5							
				Avg																					
				Arcadis GAC - Human Health - Residential	UK Drinking Water Standards	UK Estuaries and coastal waters EQS	UK Freshwater EQS																		
Chem_Group	Analyte	Units	MDL																						
	MTBE	µg/L	1	390000	15 <sup>#35</sup>	15 <sup>#35</sup>	15 <sup>#36</sup>	<1	<1	<1	<1	<1	<1	<3	-	<1	<1	<1	<1	<1	<1	<1	<1	<1	<1
	Total BTEX	µg/L	28					<28	-	-	-	<28	259	<28	-	71	73	-	-	-	-	-	-	-	-
VOC	Styrene	µg/L	1			50 <sup>#4</sup>	50 <sup>#4</sup>	<1	-	<1	<1	<1	<1	<100	-	<1	<1	-	-	-	-	-	-	-	-
	cis-1,3-dichloropropene	µg/L	1					<1	-	<1	<1	<1	<1	<100	-	<1	<1	-	-	-	-	-	-	-	-
	trans-1,3-dichloropropene	µg/L	1					<1	-	<1	<1	<1	<1	<100	-	<1	<1	-	-	-	-	-	-	-	-
	1,1,1,2-tetrachloroethane	µg/L	1				70 <sup>#37</sup>	<1	-	<1	<1	<1	<1	<100	-	<1	<1	-	-	-	-	-	-	-	-
	1,1,1-trichloroethane	µg/L	1	270000	2000 <sup>#38</sup>	100 <sup>#4</sup>	100 <sup>#4</sup>	<1	-	<1	<1	<1	<1	<100	-	<1	<1	-	-	-	-	-	-	-	-
	1,1,2,2-tetrachloroethane	µg/L	1				70 <sup>#37</sup>	<1	-	<1	<1	<1	<1	<100	-	<1	<1	-	-	-	-	-	-	-	-
	1,1,2-trichloroethane	µg/L	1			300 <sup>#4</sup>	400 <sup>#4</sup>	<1	-	<1	<1	<1	<1	<100	-	<1	<1	-	-	-	-	-	-	-	-
	1,1-dichloroethane	µg/L	1	30000	2,8 <sup>#39</sup>			<1	-	<1	<1	<1	<1	<100	-	<1	<1	-	-	-	-	-	-	-	-
	1,1-dichloroethene	µg/L	1	14000	140 <sup>#40</sup>			<1	-	<1	<1	<1	<1	<100	-	<1	<1	-	-	-	-	-	-	-	-
	1,1-dichloropropene	µg/L	1					<1	-	<1	<1	<1	<1	<100	-	<1	<1	-	-	-	-	-	-	-	-
	1,2,3-trichloropropane	µg/L	1					<1	-	<1	<1	<1	<1	<100	-	<1	<1	-	-	-	-	-	-	-	-
	1,2,4-trimethylbenzene	µg/L	1					<1	-	<1	<1	<1	<1	<100	-	<1	<1	-	-	-	-	-	-	-	-
	1,2-dibromo-3-chloropropane	µg/L	1					<1	-	<5	<5	<1	<1	<100	-	<1	<1	-	-	-	-	-	-	-	-
	1,2-dibromoethane	µg/L	1					<1	-	<1	<1	<1	<1	<100	-	<1	<1	-	-	-	-	-	-	-	-
	1,2-dichloroethane	µg/L	1	63	3 <sup>#1</sup>	10 <sup>#3</sup>	10 <sup>#3</sup>	<1	-	<1	<1	<1	<1	<100	-	<1	<1	-	-	-	-	-	-	-	-
	1,2-dichloropropane	µg/L	1					<1	-	<1	<1	<1	<1	<100	-	<1	<1	-	-	-	-	-	-	-	-
	1,3,5-trimethylbenzene	µg/L	1					<1	-	<1	<1	<1	<1	<100	-	<1	<1	-	-	-	-	-	-	-	-
	1,3-dichloropropane	µg/L	1					<1	-	<1	<1	<1	<1	<100	-	<1	<1	-	-	-	-	-	-	-	-
	2,2-dichloropropane	µg/L	1					<1	-	<1	<1	<1	<1	<100	-	<1	<1	-	-	-	-	-	-	-	-
	2-chlorotoluene	µg/L	1					<1	-	<1	<1	<1	<1	<100	-	<1	<1	-	-	-	-	-	-	-	-
	4-chlorotoluene	µg/L	1					<1	-	<1	<1	<1	<1	<100	-	<1	<1	-	-	-	-	-	-	-	-
	Bromobenzene	µg/L	1					<1	-	<1	<1	<1	<1	<100	-	<1	<1	-	-	-	-	-	-	-	-
	Bromochloromethane	µg/L	1					<1	-	<1	<1	<1	<1	<100	-	<1	<1	-	-	-	-	-	-	-	-
	Bromodichloromethane	µg/L	1		25 <sup>#41</sup>			<1	-	<1	<1	<1	<1	<100	-	<1	<1	-	-	-	-	-	-	-	-
	Bromoform	µg/L	1		25 <sup>#41</sup>			<1	-	<1	<1	<1	<1	<100	-	<1	<1	-	-	-	-	-	-	-	-
	Bromomethane	µg/L	1					<1	-	<1	<1	<1	<1	<100	-	<1	<1	-	-	-	-	-	-	-	-
	Carbon disulfide	µg/L	1					<1	-	-	-	<1	1.27	<100	-	1.27	1.08	-	-	-	-	-	-	-	-
	Carbon tetrachloride	µg/L	1		3 <sup>#1</sup>	12 <sup>#3</sup>	12 <sup>#3</sup>	<1	-	<1	<1	<1	<1	<100	-	<1	<1	-	-	-	-	-	-	-	-

				Location	BH07010	BH07015	BH07018	BH07018	BH07018	BH07018	BH07018	BH07018	BH07018	BH07018	BH07018	BH07018	BH07020	BH07023	BH07024	BH07030	
				Sampled Date	18/08/2020	04/05/2020	19/03/2020	19/03/2020	25/06/2020	28/07/2020	18/08/2020	10/11/2020	02/12/2020	02/12/2020	18/03/2020	12/02/2020	13/02/2020	10/02/2020			
				Sample Depth	6.1	18	18	18	54	8.32	8.6	8.4	8.16	8.16	14	14	10	5			
				Avg																	
Chem_Group	Analyte	Units	MDL	Arcadis GAC - Human Health - Residential	UK Drinking Water Standards	UK Estuaries and coastal waters EQS	UK Freshwater EQS														
	Chlorodibromomethane	µg/L	1		25 <sup>#41</sup>			<1	-	<1	<1	<1	<1	<100	-	<1	<1	-	-	-	-
	Chloroethane	µg/L	1					<1	-	<1	<1	<1	<1	<100	-	<1	<1	-	-	-	-
	Chloroform	µg/L	1	15000	25 <sup>#41</sup>	2.5 <sup>#3</sup>	2.5 <sup>#3</sup>	<1	-	<1	<1	<1	<1	<100	-	<1	<1	-	-	-	-
	Chloromethane	µg/L	1					<1	-	<1	<1	<1	<1	<100	-	<1	<1	-	-	-	-
	cis-1,2-dichloroethene	µg/L	1	2200	25 <sup>#42</sup>			<1	-	<1	<1	<1	<1	<100	-	<1	<1	-	-	-	-
	Dibromomethane	µg/L	1					<1	-	<1	<1	<1	<1	<100	-	<1	<1	-	-	-	-
	Dichlorodifluoromethane	µg/L	1					<1	-	<1	<1	<1	<1	<100	-	<1	<1	-	-	-	-
	Dichloromethane	µg/L	3			20 <sup>#3</sup>	20 <sup>#3</sup>	<3	-	-	-	<3	<3	<300	-	<3	<3	-	-	-	-
	Isopropylbenzene	µg/L	1					<1	-	<1	<1	<1	<1	<100	-	<1	<1	-	-	-	-
	n-butylbenzene	µg/L	1					<1	-	<1	<1	<1	<1	<100	-	<1	<1	-	-	-	-
	n-propylbenzene	µg/L	1					<1	-	<1	<1	<1	<1	<100	-	<1	<1	-	-	-	-
	p-isopropyltoluene	µg/L	1					<1	-	<1	<1	<1	<1	<100	-	<1	<1	-	-	-	-
	sec-butylbenzene	µg/L	1					<1	-	<1	<1	<1	<1	<100	-	<1	<1	-	-	-	-
	Trichloroethene	µg/L	1	260	5 <sup>#43</sup>	10 <sup>#3</sup>	10 <sup>#3</sup>	<1	-	<1	<1	<1	<1	<100	-	<1	<1	-	-	-	-
	tert-butylbenzene	µg/L	1					<1	-	<1	<1	<1	<1	<100	-	<1	<1	-	-	-	-
	Tetrachloroethene	µg/L	1	2700	5 <sup>#43</sup>	10 <sup>#3</sup>	10 <sup>#3</sup>	<1	-	<1	<1	<1	<1	<100	-	<1	<1	-	-	-	-
	trans-1,2-dichloroethene	µg/L	1	7100	25 <sup>#42</sup>			<1	-	<1	<1	<1	<1	<100	-	<1	<1	-	-	-	-
	Trichlorofluoromethane	µg/L	1					<1	-	<1	<1	<1	<1	<100	-	<1	<1	-	-	-	-
	Vinyl chloride	µg/L	1	97	0.5 <sup>#1</sup>			<1	-	<1	<1	<1	<1	<100	-	<1	<1	-	-	-	-
	tert-Amyl methyl ether	µg/L	1					<1	-	-	-	<1	<1	<100	-	<1	<1	-	-	-	-
VOC/SVOC	1,2,3-trichlorobenzene	µg/L	0.01			0.13 <sup>#44</sup>	0.13 <sup>#44</sup>	<1	-	<1	<1	<1	<1	<100	-	<1	<1	<0.01	-	-	<0.01
	1,2,4-trichlorobenzene	µg/L	0.01			0.13 <sup>#44</sup>	0.13 <sup>#44</sup>	<1	<5	<5	<5	<1	<1	<10	-	<1	<1	-	-	-	-
	1,2-dichlorobenzene	µg/L	1			6.7 <sup>#45</sup>	6.7 <sup>#45</sup>	<1	<5	<5	<5	<1	<1	<10	-	<1	<1	-	-	-	-
	1,3,5-Trichlorobenzene	µg/L	0.01			0.13 <sup>#44</sup>	0.13 <sup>#44</sup>	<1	-	-	-	<1	<1	<100	-	<1	<1	<0.01	-	-	<0.01
	1,3-dichlorobenzene	µg/L	1			6.7 <sup>#45</sup>	6.7 <sup>#45</sup>	<1	<5	<1	<1	<1	<1	<10	-	<1	<1	-	-	-	-
	1,4-dichlorobenzene	µg/L	1			6.7 <sup>#45</sup>	6.7 <sup>#45</sup>	<1	<5	<1	<1	<1	<1	<10	-	<1	<1	-	-	-	-
	Chlorobenzene	µg/L	1	2400	100 <sup>#46</sup>			<1	-	<1	<1	<1	<2	<100	-	<1	<1	-	-	-	-
	Hexachlorobutadiene	µg/L	0.01			0.6(MAC) <sup>#13</sup>	0.6(MAC) <sup>#13</sup>	<1	<5	<5	<5	<1	<1	<10	-	<1	<1	-	-	-	-
SVOC	Benzyl alcohol	µg/L	5					-	<5	-	-	-	-	-	-	-	-	-	-	-	-
	Diphenyl ether	mg/L	0.002					-	<0.002	-	-	-	-	-	-	-	-	-	-	-	-

				Location	BH07010	BH07015	BH07018	BH07018	BH07018	BH07018	BH07018	BH07018	BH07018	BH07018	BH07018	BH07018	BH07020	BH07023	BH07024	BH07030	
				Sampled Date	18/08/2020	04/05/2020	19/03/2020	19/03/2020	25/06/2020	28/07/2020	18/08/2020	10/11/2020	02/12/2020	02/12/2020	18/03/2020	12/02/2020	13/02/2020	10/02/2020			
				Sample Depth	6.1	18	18	18	54	8.32	8.6	8.4	8.16	8.16	14	14	10	5			
				Avg																	
				Arcadis GAC - Human Health - Residential	UK Drinking Water Standards	UK Estuaries and coastal waters EQS	UK Freshwater EQS														
Chem_Group	Analyte	Units	MDL																		
	4-bromophenyl phenyl ether	µg/L	1					<4	<5	-	-	<10	<20	<10	-	<10	<10	-	-	-	-
	4-nitroaniline	µg/L	1					<4	<5	-	-	<10	<20	<10	-	<10	<10	-	-	-	-
	4-nitrophenol	µg/L	1					<4	<50	-	-	<10	<20	<10	-	<10	<10	-	-	-	-
	1,1-Biphenyl	µg/L	2			25	25 <sup>93</sup>	-	<2	-	-	-	-	-	-	-	-	-	-	-	-
	1,2,3,4-tetrachlorobenzene	µg/L	0.01					-	-	-	-	-	-	-	-	-	<0.01	-	-	-	<0.01
	1-Methylnaphthalene	µg/L	2					-	<2	-	-	-	-	-	-	-	-	-	-	-	-
	2,4,5-trichlorophenol	µg/L	1					<4	<20	-	-	<10	<20	<10	-	<10	<10	-	-	-	-
	2,4,6-trichlorophenol	µg/L	1					<4	<20	-	-	<10	<20	<10	-	<10	<10	-	-	-	-
	2,4-dichlorophenol	µg/L	1			0.42 <sup>93</sup>	4.2 <sup>93</sup>	<4	<20	-	-	<10	<20	<10	-	<10	<10	-	-	-	-
	2,4-dimethylphenol	µg/L	1					<4	<20	-	-	<10	<20	<10	-	<10	<10	-	-	-	-
	2,4-dinitrophenol	µg/L	10					-	<10	-	-	-	-	-	-	-	-	-	-	-	-
	2,4-dinitrotoluene	µg/L	1					<4	<5	-	-	<10	<20	<10	-	<10	<10	-	-	-	-
	2,6-dinitrotoluene	µg/L	1					<4	<5	-	-	<10	<20	<10	-	<10	<10	-	-	-	-
	2-chloronaphthalene	µg/L	1					<4	<2	-	-	<10	<20	<10	-	<10	<10	-	-	-	-
	2-chlorophenol	µg/L	1			50 <sup>94</sup>	50 <sup>94</sup>	<4	<20	-	-	<10	<20	<10	-	<10	<10	-	-	-	-
	2-methylnaphthalene	µg/L	1					<4	<2	-	-	<10	<20	<10	-	<10	<10	-	-	-	-
	2-methylphenol	µg/L	1					<4	<5	-	-	<10	<20	<10	-	<10	<10	-	-	-	-
	2-nitroaniline	µg/L	1					<4	<5	-	-	<10	<20	<10	-	<10	<10	-	-	-	-
	2-nitrophenol	µg/L	1					<4	<20	-	-	<10	<20	<10	-	<10	<10	-	-	-	-
	3-nitroaniline	µg/L	1					<4	<5	-	-	<10	<20	<10	-	<10	<10	-	-	-	-
	4,6-Dinitro-2-methylphenol	µg/L	50					-	<50	-	-	-	-	-	-	-	-	-	-	-	-
	4-chloro-3-methylphenol	µg/L	1			40 <sup>94</sup>	40 <sup>94</sup>	<4	<5	-	-	<10	<20	<10	-	<10	<10	-	-	-	-
	4-chloroaniline	µg/L	1					<4	<5	-	-	<10	<20	<10	-	<10	<10	-	-	-	-
	4-chlorophenol	µg/L	20			50 <sup>94</sup>	50 <sup>94</sup>	-	<20	-	-	-	-	-	-	-	-	-	-	-	-
	4-chlorophenyl phenyl ether	µg/L	1					<4	<5	-	-	<10	<20	<10	-	<10	<10	-	-	-	-
	4-methylphenol	µg/L	1					<4	-	-	-	10.5	20.2	17	-	43.2	40.4	-	-	-	-
	Azobenzene	µg/L	1					<4	<50	-	-	<10	<20	<10	-	<10	<10	-	-	-	-
	Benzoic Acid	µg/L	100					-	<100	-	-	-	-	-	-	-	-	-	-	-	-
	Bis(2-chloroethoxy) methane	µg/L	1					<4	<5	-	-	<10	<20	<10	-	<10	<10	-	-	-	-
	Bis(2-chloroethyl)ether	µg/L	1					<4	<5	-	-	<10	<20	<10	-	<10	<10	-	-	-	-

				Location	BH07010	BH07015	BH07018	BH07018	BH07018	BH07018	BH07018	BH07018	BH07018	BH07018	BH07018	BH07018	BH07020	BH07023	BH07024	BH07030
				Sampled Date	18/08/2020	04/05/2020	19/03/2020	19/03/2020	25/06/2020	28/07/2020	18/08/2020	10/11/2020	02/12/2020	02/12/2020	18/03/2020	12/02/2020	13/02/2020	10/02/2020		
				Sample Depth	6.1	18	18	18	54	8.32	8.6	8.4	8.16	8.16	14	14	10	5		
				Avg																
				Arcadis GAC - Human Health - Residential	UK Drinking Water Standards	UK Estuaries and coastal waters EQS	UK Freshwater EQS													
Chem_Group	Analyte	Units	MDL																	
	Bis(2-chloroisopropyl) ether	µg/L	5					-	<5	-	-	-	-	-	-	-	-	-	-	-
	Bis(2-ethylhexyl) phthalate	µg/L	2			1.3 <sup>#3</sup>	1.3 <sup>#3</sup>	<8	<5	-	-	<20	<40	<20	-	<20	<20	-	-	-
	Butyl benzyl phthalate	µg/L	1			0.75 <sup>#3</sup>	7.5 <sup>#3</sup>	<4	<5	-	-	<10	<20	<10	-	<10	<10	-	-	-
	Carbazole	µg/L	1					<4	<50	-	-	<10	<20	<10	-	<10	<10	-	-	-
	Dibenzofuran	µg/L	1					<4	<5	-	-	<10	<20	<10	-	<10	<10	-	-	-
	Diethylphthalate	µg/L	1			200 <sup>#4</sup>	200 <sup>#4</sup>	<4	<5	-	-	<10	<20	<10	-	<10	<10	-	-	-
	Dimethyl phthalate	µg/L	1			800 <sup>#4</sup>	800 <sup>#4</sup>	<4	<5	-	-	<10	<20	<10	-	<10	<10	-	-	-
	Di-n-butyl phthalate	µg/L	1			8 <sup>#4</sup>	8 <sup>#4</sup>	<4	<5	-	-	<10	<20	<10	-	<10	<10	-	-	-
	Di-n-octyl phthalate	µg/L	2			20 <sup>#4</sup>	20 <sup>#4</sup>	<20	<2	-	-	<50	<100	<50	-	<50	<50	-	-	-
	Hexachlorobenzene	µg/L	0.01			0.05(MAC) <sup>#13</sup>	0.05(MAC) <sup>#13</sup>	<4	<5	-	-	<10	<20	<10	-	<10	<10	<0.01	-	<0.01
	Hexachlorocyclopentadiene	µg/L	1					<4	<5	-	-	<10	<20	<10	-	<10	<10	-	-	-
	Hexachloroethane	µg/L	1					<4	<5	-	-	<10	<20	<10	-	<10	<10	-	-	-
	Isophorone	µg/L	1					<4	<5	-	-	<10	<20	<10	-	<10	<10	-	-	-
	Nitrobenzene	µg/L	1					<4	<5	-	-	<10	<20	<10	-	<10	<10	-	-	-
	N-nitrosodi-n-propylamine	µg/L	1					<4	<5	-	-	<10	<20	<10	-	<10	<10	-	-	-
	n-Nitrosodiphenylamine	µg/L	5					-	<5	-	-	-	-	-	-	-	-	-	-	-
	Pentachlorobenzene	µg/L	0.01			0.0007 <sup>#3</sup>	0.007 <sup>#3</sup>	-	-	-	-	-	-	-	-	-	-	<0.01	-	<0.01
	Pentachloronitrobenzene	µg/L	0.01					-	-	-	-	-	-	-	-	-	-	-	-	-
	Pentachlorophenol	µg/L	1			0.4 <sup>#3</sup>	0.4 <sup>#3</sup>	<4	<50	-	-	<10	<20	<10	-	<10	<10	-	-	-
PCB	Heptachlorobiphenyl, 2,3,3,4,4,5,5- (PCB 189)	µg/L	0.01					<0.015	<0.2	<0.01	<0.01	<0.03	<0.03	<0.015	-	-	-	<0.04	-	-
	Hexachlorobiphenyl, 2,3,3,4,4,5- (PCB 156)	µg/L	0.01					<0.015	<0.2	<0.01	<0.01	<0.03	<0.03	<0.015	-	-	-	<0.04	-	-
	Hexachlorobiphenyl, 2,3,3,4,4,5- (PCB 157)	µg/L	0.01					<0.015	<0.2	<0.01	<0.01	<0.03	<0.03	<0.015	-	-	-	<0.04	-	-
	Hexachlorobiphenyl, 2,3,4,4,5,5- (PCB 167)	µg/L	0.01					<0.015	<0.2	<0.01	<0.01	<0.03	<0.03	<0.015	-	-	-	<0.04	-	-
	Hexachlorobiphenyl, 3,3,4,4,5,5- (PCB 169)	µg/L	0.01					<0.015	<0.2	<0.01	<0.01	<0.03	<0.03	<0.015	-	-	-	<0.04	-	-
	PCB 101	µg/L	0.01					<0.015	<0.2	<0.01	<0.01	<0.03	<0.03	<0.015	-	-	-	<0.04	-	-
	PCB 118	µg/L	0.01					<0.015	<0.2	<0.01	<0.01	<0.03	<0.03	<0.015	-	-	-	<0.04	-	-
	PCB 138	µg/L	0.01					<0.015	<0.2	<0.01	<0.01	<0.03	<0.03	<0.015	-	-	-	<0.04	-	-
	PCB 153	µg/L	0.01					<0.015	<0.2	<0.01	<0.01	<0.03	<0.03	<0.015	-	-	-	<0.04	-	-
	PCB 180	µg/L	0.01					<0.015	<0.2	<0.01	<0.01	<0.03	<0.03	<0.015	-	-	-	<0.04	-	-
	PCB 28	µg/L	0.01					<0.015	<0.2	<0.01	<0.01	<0.03	<0.03	<0.015	-	-	-	<0.04	-	-



				Location	BH07010	BH07015	BH07018	BH07018	BH07018	BH07018	BH07018	BH07018	BH07018	BH07018	BH07018	BH07018	BH07020	BH07023	BH07024	BH07030		
				Sampled Date	18/08/2020	04/05/2020	19/03/2020	19/03/2020	25/06/2020	28/07/2020	18/08/2020	10/11/2020	02/12/2020	02/12/2020	18/03/2020	12/02/2020	13/02/2020	10/02/2020				
				Sample Time																		
				Sample Depth Avg	6.1	18	18	18	54	8.32	8.6	8.4	8.16	8.16	14	14	10	5				
				Arcadis GAC - Human Health - Residential	UK Drinking Water Standards	UK Estuaries and coastal waters EQS	UK Freshwater EQS															
Chem_Group	Analyte	Units	MDL																			
	PCB 52	µg/L	0.01					<0.015	<0.2	<0.01	<0.01	<0.03	<0.03	<0.015	-	-	-	<0.04	-	-	-	
	Pentachlorobiphenyl, 2,3,3,4,4,- (PCB 105)	µg/L	0.01					<0.015	<0.2	<0.01	<0.01	<0.03	<0.03	<0.015	-	-	-	<0.04	-	-	-	
	Pentachlorobiphenyl, 2,3,4,4,5- (PCB 114)	µg/L	0.01					<0.015	<0.2	<0.01	<0.01	<0.03	<0.03	<0.015	-	-	-	<0.04	-	-	-	
	Pentachlorobiphenyl, 2,3,4,4,5- (PCB 123)	µg/L	0.01					<0.015	<0.2	<0.01	<0.01	<0.03	<0.03	<0.015	-	-	-	<0.04	-	-	-	
	Pentachlorobiphenyl, 3,3,4,4,5- (PCB 126)	µg/L	0.01					<0.015	<0.2	<0.01	<0.01	<0.03	<0.03	<0.015	-	-	-	<0.04	-	-	-	
	Tetrachlorobiphenyl, 3,3,4,4- (PCB 77)	µg/L	0.01					<0.015	<0.2	<0.01	<0.01	<0.03	<0.03	<0.015	-	-	-	<0.04	-	-	-	
	Tetrachlorobiphenyl, 3,4,4,5- (PCB 81)	µg/L	0.01					<0.015	<0.2	<0.01	<0.01	<0.03	<0.03	<0.015	-	-	-	<0.04	-	-	-	
	Total PCB 7 Congeners	µg/L	0.105					<0.105	-	-	-	<0.21	<0.21	<0.105	-	-	-	-	-	-	-	
Phenolics	Xylenols (Filtered)	µg/L	0.5					<0.5	-	-	-	<5	6.42	10	-	<2.5	<2.5	-	-	-	-	
	3-&4-methylphenol	µg/L	20					-	28	-	-	-	-	-	-	-	-	-	-	-	-	
	Trimethylphenols	µg/L	0.5					-	-	-	-	-	-	-	-	-	-	-	-	-	-	
	Trimethylphenols (Filtered)	µg/L	0.5					-	<0.5	2.5	392.1	-	-	-	-	-	-	<0.5	<0.5	<0.5	<0.5	
	Cresol Total	µg/L	0.5					-	-	-	-	-	-	-	-	-	-	-	-	-	-	
	Cresol Total (Filtered)	µg/L	0.5					<0.5	10.4	6	322.4	40	27	30	-	62.4	62.1	4.3	<0.5	<0.5	5	
	Dimethylphenols	µg/L	0.5					-	-	-	-	-	-	-	-	-	-	-	-	-	-	
	Dimethylphenols (Filtered)	µg/L	0.5					-	<0.5	3.36	417.3	-	-	-	-	-	-	37.5	<0.5	<0.5	<0.5	
	Phenol	µg/L	0.5	1200000	5800 <sup>#39</sup>	7.7 <sup>#3</sup>	7.7 <sup>#3</sup>	<4	<20	-	-	37.5	30.3	24.8	-	<10	<10	-	-	-	-	
	Phenol (Filtered)	µg/L	0.5	1200000	5800 <sup>#39</sup>	7.7 <sup>#3</sup>	7.7 <sup>#3</sup>	<0.5	0.6	0.5	116.2	80.2	64.4	40	-	16.4	17.5	5.3	<0.5	<0.5	3.1	
	Phenols Monohydric (Filtered)	µg/L	0.5					<0.5	-	-	-	120	97.8	80	-	78.8	79.6	-	-	-	-	
PFAS	Branched PFOS	µg/L	0.002					-	-	-	-	-	-	-	-	-	-	-	-	-	-	
	Linear PFOS(Perfluoro-1-octanesulfonate)	µg/l	0.0013					-	-	-	-	-	-	-	-	-	-	-	-	-	-	
	Perfluoro-1-butanefulfonate	µg/L	0.002					-	-	-	-	-	-	-	-	-	-	-	-	-	-	
	Perfluoro-1-hexanesulfonate	µg/L	0.002					-	-	-	-	-	-	-	-	-	-	-	-	-	-	
	Perfluorooctanoate (PFOA)	µg/L	0.0013			0.01 <sup>#47</sup>		-	-	-	-	-	-	-	-	-	-	-	-	-	-	
	Perfluoro-1-decanesulfonate	µg/L	0.002					-	-	-	-	-	-	-	-	-	-	-	-	-	-	
	Perfluoro-1-heptanesulfonate	µg/L	0.002					-	-	-	-	-	-	-	-	-	-	-	-	-	-	
	Perfluoro-n-butanolic acid	µg/L	0.004					-	-	-	-	-	-	-	-	-	-	-	-	-	-	
	Perfluoro-n-decanolic acid	µg/L	0.002					-	-	-	-	-	-	-	-	-	-	-	-	-	-	
	Perfluoro-n-heptanoic acid	µg/L	0.002					-	-	-	-	-	-	-	-	-	-	-	-	-	-	
	Perfluoro-n-hexanoic acid	µg/L	0.002					-	-	-	-	-	-	-	-	-	-	-	-	-	-	



				Location	BH07010	BH07015	BH07018	BH07018	BH07018	BH07018	BH07018	BH07018	BH07018	BH07018	BH07018	BH07018	BH07018	BH07020	BH07023	BH07024	BH07030	
				Sampled Date	18/08/2020	04/05/2020	19/03/2020	19/03/2020	25/06/2020	28/07/2020	18/08/2020	10/11/2020	02/12/2020	02/12/2020	18/03/2020	12/02/2020	13/02/2020	10/02/2020				
				Sample Depth	6.1	18	18	18	54	8.32	8.6	8.4	8.16	8.16	14	14	10	5				
				Avg																		
				Arcadis GAC - Human Health - Residential	UK Drinking Water Standards	UK Estuaries and coastal waters EQS	UK Freshwater EQS															
Chem_Group	Analyte	Units	MDL																			
	Cyprazine	µg/l		-	-	-	-	-	-	-	-	-	-	-	-	-	-	-	-	-	-	-
	Cyprodinil	µg/L		-	-	-	-	-	-	-	-	-	-	-	-	-	-	-	-	-	-	-
	Dichlofenthion	µg/l		-	-	-	-	-	-	-	-	-	-	-	-	-	-	-	-	-	-	-
	Dichlormid	µg/l		-	-	-	-	-	-	-	-	-	-	-	-	-	-	-	-	-	-	-
	Diethofencarb	µg/l		-	-	-	-	-	-	-	-	-	-	-	-	-	-	-	-	-	-	-
	Difenacoum	µg/l		-	-	-	-	-	-	-	-	-	-	-	-	-	-	-	-	-	-	-
	Dimefuron	µg/l		-	-	-	-	-	-	-	-	-	-	-	-	-	-	-	-	-	-	-
	Dimethachlo	µg/l		-	-	-	-	-	-	-	-	-	-	-	-	-	-	-	-	-	-	-
	Dimethenamid	µg/l		-	-	-	-	-	-	-	-	-	-	-	-	-	-	-	-	-	-	-
	Dimethomorph	µg/l		-	-	-	-	-	-	-	-	-	-	-	-	-	-	-	-	-	-	-
	Dinoterb	µg/l		-	-	-	-	-	-	-	-	-	-	-	-	-	-	-	-	-	-	-
	Diuron desmethyl (DCPMU)	µg/l		-	-	-	-	-	-	-	-	-	-	-	-	-	-	-	-	-	-	-
	Epoxiconazole	µg/l		-	-	-	-	-	-	-	-	-	-	-	-	-	-	-	-	-	-	-
	Etrimphos	µg/L	0.01	-	-	-	-	-	-	-	-	-	-	-	-	-	-	<0.01	-	-	-	<0.01
	Fenoxaprop	µg/l		-	-	-	-	-	-	-	-	-	-	-	-	-	-	-	-	-	-	-
	Fenpropidin	µg/l		-	-	-	-	-	-	-	-	-	-	-	-	-	-	-	-	-	-	-
	Fenuron	µg/l		-	-	-	-	-	-	-	-	-	-	-	-	-	-	-	-	-	-	-
	Fipronil	µg/L		-	-	-	-	-	-	-	-	-	-	-	-	-	-	-	-	-	-	-
	Florasulam	µg/l		-	-	-	-	-	-	-	-	-	-	-	-	-	-	-	-	-	-	-
	Fluazifop	µg/l		-	-	-	-	-	-	-	-	-	-	-	-	-	-	-	-	-	-	-
	Fluazifop-P-butyl	µg/L		-	-	-	-	-	-	-	-	-	-	-	-	-	-	-	-	-	-	-
	Foramsulfuron	µg/l		-	-	-	-	-	-	-	-	-	-	-	-	-	-	-	-	-	-	-
	Furathiocarb	µg/l		-	-	-	-	-	-	-	-	-	-	-	-	-	-	-	-	-	-	-
	Haloxifop	µg/l		-	-	-	-	-	-	-	-	-	-	-	-	-	-	-	-	-	-	-
	Haloxifop-p-methyl	µg/l		-	-	-	-	-	-	-	-	-	-	-	-	-	-	-	-	-	-	-
	Heptachlor epoxide	µg/L	0.01	-	-	-	-	-	-	-	-	-	-	-	-	-	-	<0.01	-	-	-	<0.01
	Imazamox	µg/l		-	-	-	-	-	-	-	-	-	-	-	-	-	-	-	-	-	-	-
	Indoxacarb	µg/L		-	-	-	-	-	-	-	-	-	-	-	-	-	-	-	-	-	-	-
	Isoproturon-desmethyl	µg/l		-	-	-	-	-	-	-	-	-	-	-	-	-	-	-	-	-	-	-
	Isoproturon-monodesmethyl	µg/l		-	-	-	-	-	-	-	-	-	-	-	-	-	-	-	-	-	-	-

				Location	BH07010	BH07015	BH07018	BH07018	BH07018	BH07018	BH07018	BH07018	BH07018	BH07018	BH07018	BH07018	BH07020	BH07023	BH07024	BH07030
				Sampled Date	18/08/2020	04/05/2020	19/03/2020	19/03/2020	25/06/2020	28/07/2020	18/08/2020	10/11/2020	02/12/2020	02/12/2020	18/03/2020	12/02/2020	13/02/2020	10/02/2020		
				Sample Time																
				Sample Depth Avg	6.1	18	18	18	54	8.32	8.6	8.4	8.16	8.16	14	14	10	5		
				Arcadis GAC - Human Health - Residential	UK Drinking Water Standards	UK Estuaries and coastal waters EQS	UK Freshwater EQS													
Chem_Group	Analyte	Units	MDL																	
	Isopyrazam	µg/l		-	-	-	-	-	-	-	-	-	-	-	-	-	-	-	-	-
	Kresoxim-methyl	µg/l		-	-	-	-	-	-	-	-	-	-	-	-	-	-	-	-	-
	Malaoxon	µg/l		-	-	-	-	-	-	-	-	-	-	-	-	-	-	-	-	-
	Mandipropamid	µg/l		-	-	-	-	-	-	-	-	-	-	-	-	-	-	-	-	-
	Mecarbam	µg/l		-	-	-	-	-	-	-	-	-	-	-	-	-	-	-	-	-
	Mesotrione	µg/l		-	-	-	-	-	-	-	-	-	-	-	-	-	-	-	-	-
	Metconazole	µg/l		-	-	-	-	-	-	-	-	-	-	-	-	-	-	-	-	-
	Methacriphos	µg/L	0.01	-	-	-	-	-	-	-	-	-	-	-	-	<0.01	-	-	-	<0.01
	Metribuzin-desamino	µg/l		-	-	-	-	-	-	-	-	-	-	-	-	-	-	-	-	-
	Naptalam	µg/l		-	-	-	-	-	-	-	-	-	-	-	-	-	-	-	-	-
	Nicosulfuron	µg/l		-	-	-	-	-	-	-	-	-	-	-	-	-	-	-	-	-
	Nuarimol	µg/l		-	-	-	-	-	-	-	-	-	-	-	-	-	-	-	-	-
	Oxadixyl	µg/l		-	-	-	-	-	-	-	-	-	-	-	-	-	-	-	-	-
	Paraoxon-ethyl	µg/l		-	-	-	-	-	-	-	-	-	-	-	-	-	-	-	-	-
	Parathion-ethyl	µg/l		-	-	-	-	-	-	-	-	-	-	-	-	-	-	-	-	-
	Penconazole	µg/l		-	-	-	-	-	-	-	-	-	-	-	-	-	-	-	-	-
	Pencycuron	µg/l		-	-	-	-	-	-	-	-	-	-	-	-	-	-	-	-	-
	Phosphamidon II (E)	µg/l	0.01	-	-	-	-	-	-	-	-	-	-	-	-	-	-	-	-	-
	Pretilachlor	µg/l		-	-	-	-	-	-	-	-	-	-	-	-	-	-	-	-	-
	Primisulfuron-methyl	µg/l		-	-	-	-	-	-	-	-	-	-	-	-	-	-	-	-	-
	Prodiamine	µg/l		-	-	-	-	-	-	-	-	-	-	-	-	-	-	-	-	-
	Propaquizafop	µg/l		-	-	-	-	-	-	-	-	-	-	-	-	-	-	-	-	-
	Propetamphos	µg/L	0.01	-	-	-	-	-	-	-	-	-	-	-	-	<0.01	-	-	-	<0.01
	Prosulfocarb	µg/l		-	-	-	-	-	-	-	-	-	-	-	-	-	-	-	-	-
	Prothioconazole	µg/l		-	-	-	-	-	-	-	-	-	-	-	-	-	-	-	-	-
	Pyribenzoxim	µg/l		-	-	-	-	-	-	-	-	-	-	-	-	-	-	-	-	-
	Quinmerac	µg/l		-	-	-	-	-	-	-	-	-	-	-	-	-	-	-	-	-
	Quizalofop	µg/l		-	-	-	-	-	-	-	-	-	-	-	-	-	-	-	-	-
	Rimsulfuron	µg/l		-	-	-	-	-	-	-	-	-	-	-	-	-	-	-	-	-
	Sebuthylazine	µg/l		-	-	-	-	-	-	-	-	-	-	-	-	-	-	-	-	-

				Location	BH07010	BH07015	BH07018	BH07018	BH07018	BH07018	BH07018	BH07018	BH07018	BH07018	BH07018	BH07018	BH07020	BH07023	BH07024	BH07030
				Sampled Date	18/08/2020	04/05/2020	19/03/2020	19/03/2020	25/06/2020	28/07/2020	18/08/2020	10/11/2020	02/12/2020	02/12/2020	18/03/2020	12/02/2020	13/02/2020	10/02/2020		
				Sample Depth	6.1	18	18	18	54	8.32	8.6	8.4	8.16	8.16	14	14	10	5		
				Avg																
				Arcadis GAC - Human Health - Residential	UK Drinking Water Standards	UK Estuaries and coastal waters EQS	UK Freshwater EQS													
Chem_Group	Analyte	Units	MDL																	
	Simazine-2-hydroxy	µg/l		-	-	-	-	-	-	-	-	-	-	-	-	-	-	-	-	-
	Sodium Acifluorfen	µg/L		-	-	-	-	-	-	-	-	-	-	-	-	-	-	-	-	-
	Sulfosulfuron	µg/l		-	-	-	-	-	-	-	-	-	-	-	-	-	-	-	-	-
	Tecnazene	µg/L	0.01				1 <sup>nd</sup>	1 <sup>st</sup>	-	-	-	-	-	-	-	-	<0.01	-	-	<0.01
	Teflubenzuron	µg/l		-	-	-	-	-	-	-	-	-	-	-	-	-	-	-	-	-
	Terbutylazine-desethyl	µg/l		-	-	-	-	-	-	-	-	-	-	-	-	-	-	-	-	-
	Terbutylazine-desethyl-2-hydroxy	µg/l		-	-	-	-	-	-	-	-	-	-	-	-	-	-	-	-	-
	Terbutylazine-hydroxy	µg/l		-	-	-	-	-	-	-	-	-	-	-	-	-	-	-	-	-
	Thiabendazole	µg/L					5 <sup>th</sup>	5 <sup>th</sup>	-	-	-	-	-	-	-	-	-	-	-	-
	Thiamethoxam	µg/L		-	-	-	-	-	-	-	-	-	-	-	-	-	-	-	-	-
	Tribenuron-methyl	µg/L		-	-	-	-	-	-	-	-	-	-	-	-	-	-	-	-	-
	Trietazine	µg/L	0.01						-	-	-	-	-	-	-	-	-	-	-	-
	Trifloxysulfuron-sodium	µg/l		-	-	-	-	-	-	-	-	-	-	-	-	-	-	-	-	-
	Triflusulfuron-methyl	µg/l		-	-	-	-	-	-	-	-	-	-	-	-	-	-	-	-	-
	Triforine	µg/l		-	-	-	-	-	-	-	-	-	-	-	-	-	-	-	-	-
	Triticonazole	µg/l		-	-	-	-	-	-	-	-	-	-	-	-	-	-	-	-	-
	Desmetryn	mg/L		-	-	-	-	-	-	-	-	-	-	-	-	-	-	-	-	-
	Simetryn	mg/L		-	-	-	-	-	-	-	-	-	-	-	-	-	-	-	-	-
	Clothianidin	µg/L		-	-	-	-	-	-	-	-	-	-	-	-	-	-	-	-	-
	Cymoxanil	µg/L		-	-	-	-	-	-	-	-	-	-	-	-	-	-	-	-	-
	Fluazifop-butyl	µg/L		-	-	-	-	-	-	-	-	-	-	-	-	-	-	-	-	-
	Imazamethabenz-methyl	µg/L		-	-	-	-	-	-	-	-	-	-	-	-	-	-	-	-	-
	Mesosulfuron-methyl	µg/L		-	-	-	-	-	-	-	-	-	-	-	-	-	-	-	-	-
	Metamitron	µg/L		-	-	-	-	-	-	-	-	-	-	-	-	-	-	-	-	-
	Metobromuron	µg/L		-	-	-	-	-	-	-	-	-	-	-	-	-	-	-	-	-
	Monuron	µg/L		-	-	-	-	-	-	-	-	-	-	-	-	-	-	-	-	-
	Secbumeton	µg/L		-	-	-	-	-	-	-	-	-	-	-	-	-	-	-	-	-
	Spiroxamine	µg/L		-	-	-	-	-	-	-	-	-	-	-	-	-	-	-	-	-
	Clomazon	µg/L		-	-	-	-	-	-	-	-	-	-	-	-	-	-	-	-	-
	Metazachlor	µg/L	0.01						-	-	-	-	-	-	-	-	-	-	-	-

				Location	BH07010	BH07015	BH07018	BH07018	BH07018	BH07018	BH07018	BH07018	BH07018	BH07018	BH07018	BH07018	BH07020	BH07023	BH07024	BH07030	
				Sampled Date	18/08/2020	04/05/2020	19/03/2020	19/03/2020	25/06/2020	28/07/2020	18/08/2020	10/11/2020	02/12/2020	02/12/2020	18/03/2020	12/02/2020	13/02/2020	10/02/2020			
				Sample Time																	
				Sample Depth Avg	6.1	18	18	18	54	8.32	8.6	8.4	8.16	8.16	14	14	10	5			
				Arcadis GAC - Human Health - Residential	UK Drinking Water Standards	UK Estuaries and coastal waters EQS	UK Freshwater EQS														
Chem_Group	Analyte	Units	MDL																		
	Methabenzthiazuran	µg/L		-	-	-	-	-	-	-	-	-	-	-	-	-	-	-	-	-	-
	Iprovalicarb	µg/L		-	-	-	-	-	-	-	-	-	-	-	-	-	-	-	-	-	-
	Chloroxuron	µg/L		-	-	-	-	-	-	-	-	-	-	-	-	-	-	-	-	-	-
	Neburon	µg/L		-	-	-	-	-	-	-	-	-	-	-	-	-	-	-	-	-	-
	Metribuzin	µg/L		-	-	-	-	-	-	-	-	-	-	-	-	-	-	-	-	-	-
	2,3,6-Trichlorobenzoic Acid (Tba)	µg/L		-	-	-	-	-	-	-	-	-	-	-	-	-	-	-	-	-	-
	2,4,5-Trichlorophenoxy Acetic Acid	µg/L		-	-	-	-	-	-	-	-	-	-	-	-	-	-	-	-	-	-
	2,4,5-TP (Silvex)	µg/L		-	-	-	-	-	-	-	-	-	-	-	-	-	-	-	-	-	-
	Pyrimethanil	µg/L		-	-	-	-	-	-	-	-	-	-	-	-	-	-	-	-	-	-
	Hedonal	µg/L					0.3 <sup>#3</sup>	0.3 <sup>#3</sup>	-	-	-	-	-	-	-	-	-	-	-	-	-
	2,4-DDT	µg/L	0.01				0.00625 <sup>#49</sup>	0.00625 <sup>#49</sup>	-	-	-	-	-	-	-	-	<0.01	-	-	-	<0.01
	Propachlor	µg/L	0.01						-	-	-	-	-	-	-	-	-	-	-	-	-
	Propamocarb	µg/L							-	-	-	-	-	-	-	-	-	-	-	-	-
	2,4-Dichlorprop	µg/L							-	-	-	-	-	-	-	-	-	-	-	-	-
	3-Hydroxy Carbofuran	µg/L							-	-	-	-	-	-	-	-	-	-	-	-	-
	4-(2,4-Dichlorophenoxy)butyric Acid (2,4-DB)	µg/L							-	-	-	-	-	-	-	-	-	-	-	-	-
	4,4-DDE	µg/L	0.01				0.00625 <sup>#49</sup>	0.00625 <sup>#49</sup>	-	-	-	-	-	-	-	-	<0.01	-	-	-	<0.01
	4-Bromo-3,5-dimethylphenyl-N-methylcarbamate	µg/L							-	-	-	-	-	-	-	-	-	-	-	-	-
	a-BHC	µg/L	0.01						-	-	-	-	-	-	-	-	<0.01	-	-	-	<0.01
	Acetochlor	µg/L							-	-	-	-	-	-	-	-	-	-	-	-	-
	Aldicarb	µg/L							-	-	-	-	-	-	-	-	-	-	-	-	-
	Aldicarb sulfone	µg/L							-	-	-	-	-	-	-	-	-	-	-	-	-
	Aldrin	µg/L	0.01				0.03 <sup>#1</sup>	0.00125 <sup>#50</sup>	0.0025 <sup>#51</sup>	-	-	-	-	-	-	-	<0.01	-	-	-	<0.01
	Ametryn	µg/L							-	-	-	-	-	-	-	-	-	-	-	-	-
	Amidosulfuron	µg/L							-	-	-	-	-	-	-	-	-	-	-	-	-
	Acetamiprid	µg/L							-	-	-	-	-	-	-	-	-	-	-	-	-
	Aclonifen	µg/L							-	-	-	-	-	-	-	-	-	-	-	-	-
	Actril (loxynil)	µg/L					10 <sup>#4</sup>	10 <sup>#4</sup>	-	-	-	-	-	-	-	-	-	-	-	-	-
	Altraton	µg/L							-	-	-	-	-	-	-	-	-	-	-	-	-
	Atrazine	µg/L	0.01				0.6 <sup>#3</sup>	0.6 <sup>#3</sup>	-	-	-	-	-	-	-	-	-	-	-	-	-

				Location	BH07010	BH07015	BH07018	BH07018	BH07018	BH07018	BH07018	BH07018	BH07018	BH07018	BH07018	BH07018	BH07020	BH07023	BH07024	BH07030	
				Sampled Date	18/08/2020	04/05/2020	19/03/2020	19/03/2020	25/06/2020	28/07/2020	18/08/2020	10/11/2020	02/12/2020	02/12/2020	18/03/2020	12/02/2020	13/02/2020	10/02/2020			
				Sample Time																	
				Sample Depth Avg	6.1	18	18	18	54	8.32	8.6	8.4	8.16	8.16	14	14	10	5			
				Arcadis GAC - Human Health - Residential	UK Drinking Water Standards	UK Estuaries and coastal waters EQS	UK Freshwater EQS														
Chem_Group	Analyte	Units	MDL																		
	Azinophos methyl	µg/L	0.01			0.01 <sup>#6</sup>	0.01 <sup>#6</sup>	-	-	-	-	-	-	-	-	-	-	<0.01	-	-	<0.01
	Baygon	µg/L						-	-	-	-	-	-	-	-	-	-	-	-	-	-
	b-BHC	µg/L	0.01					-	-	-	-	-	-	-	-	-	-	<0.01	-	-	<0.01
	Benazolin	µg/L						-	-	-	-	-	-	-	-	-	-	-	-	-	-
	Bendiocarb	µg/L						-	-	-	-	-	-	-	-	-	-	-	-	-	-
	Bentazone	µg/L	0.02			500 <sup>#4</sup>	500 <sup>#4</sup>	-	-	-	-	-	-	-	-	-	-	<0.02	-	-	<0.02
	Bidrin	µg/L						-	-	-	-	-	-	-	-	-	-	-	-	-	-
	Bromacil	µg/L						-	-	-	-	-	-	-	-	-	-	-	-	-	-
	Bromazil	µg/L						-	-	-	-	-	-	-	-	-	-	-	-	-	-
	Bromophos-ethyl	µg/L						-	-	-	-	-	-	-	-	-	-	-	-	-	-
	Bromoxynil	µg/L				100 <sup>#4</sup>	100 <sup>#4</sup>	-	-	-	-	-	-	-	-	-	-	-	-	-	-
	Carbaryl	µg/L						-	-	-	-	-	-	-	-	-	-	-	-	-	-
	Carbendazim	µg/L					0.15 <sup>#4</sup>	-	-	-	-	-	-	-	-	-	-	-	-	-	-
	Carbetamide	µg/L						-	-	-	-	-	-	-	-	-	-	-	-	-	-
	Carbofuran	µg/L						-	-	-	-	-	-	-	-	-	-	-	-	-	-
	Carbophenothion	µg/L	0.01					-	-	-	-	-	-	-	-	-	-	<0.01	-	-	<0.01
	Carboxin	µg/L						-	-	-	-	-	-	-	-	-	-	-	-	-	-
	Chlorbromuron	µg/L						-	-	-	-	-	-	-	-	-	-	-	-	-	-
	chlordane	µg/L	0.01					-	-	-	-	-	-	-	-	-	-	<0.01	-	-	<0.01
	Chlordane (cis)	µg/L	0.01					-	-	-	-	-	-	-	-	-	-	<0.01	-	-	<0.01
	Azinphos Ethyl	µg/L	0.01					-	-	-	-	-	-	-	-	-	-	<0.01	-	-	<0.01
	Chlordane (trans)	µg/L	0.01					-	-	-	-	-	-	-	-	-	-	-	-	-	-
	Chlorfenvinphos	µg/L	0.01			0.1 <sup>#3</sup>	0.1 <sup>#3</sup>	-	-	-	-	-	-	-	-	-	-	<0.01	-	-	<0.01
	Chloridazon	µg/L						-	-	-	-	-	-	-	-	-	-	-	-	-	-
	Chlorotoluron	µg/L				2 <sup>#4</sup>	2 <sup>#4</sup>	-	-	-	-	-	-	-	-	-	-	-	-	-	-
	Chlorpyrifos	µg/L	0.01			0.03 <sup>#3</sup>		-	-	-	-	-	-	-	-	-	-	<0.01	-	-	<0.01
	Chlorpyrifos-methyl	µg/L	0.01					-	-	-	-	-	-	-	-	-	-	<0.01	-	-	<0.01
	Chlorsulfuron	µg/L						-	-	-	-	-	-	-	-	-	-	-	-	-	-
	Clopyralid	µg/L						-	-	-	-	-	-	-	-	-	-	-	-	-	-
	Coumaphos	µg/L	0.01			0.03 <sup>#4</sup>	0.03 <sup>#4</sup>	-	-	-	-	-	-	-	-	-	-	-	-	-	-

				Location	BH07010	BH07015	BH07018	BH07018	BH07018	BH07018	BH07018	BH07018	BH07018	BH07018	BH07018	BH07018	BH07020	BH07023	BH07024	BH07030
				Sampled Date	18/08/2020	04/05/2020	19/03/2020	19/03/2020	25/06/2020	28/07/2020	18/08/2020	10/11/2020	02/12/2020	02/12/2020	18/03/2020	12/02/2020	13/02/2020	10/02/2020		
				Sample Depth	6.1	18	18	18	54	8.32	8.6	8.4	8.16	8.16	14	14	10	5		
				Avg																
Chem_Group	Analyte	Units	MDL	Arcadis GAC - Human Health - Residential	UK Drinking Water Standards	UK Estuaries and coastal waters EQS	UK Freshwater EQS													
	Cyanazine	µg/L	0.01					-	-	-	-	-	-	-	-	-	-	-	-	-
	Cyproconazole	µg/L						-	-	-	-	-	-	-	-	-	-	-	-	-
	Cyromazine	µg/L						-	-	-	-	-	-	-	-	-	-	-	-	-
	d-BHC	µg/L	0.01					-	-	-	-	-	-	-	-	<0.01	-	-	-	<0.01
	DDD	µg/L	0.01			0.00625 <sup>#49</sup>	0.00625 <sup>#49</sup>	-	-	-	-	-	-	-	-	<0.01	-	-	-	<0.01
	DDT	µg/L	0.01			0.01 <sup>#52</sup>	0.01 <sup>#52</sup>	-	-	-	-	-	-	-	-	<0.01	-	-	-	<0.01
	Deisopropylatrazine	µg/L						-	-	-	-	-	-	-	-	-	-	-	-	-
	Chlorothalonil	µg/L	0.01				0.035 <sup>#3</sup>	-	-	-	-	-	-	-	-	<0.01	-	-	-	<0.01
	Deethylatrazine	µg/L						-	-	-	-	-	-	-	-	-	-	-	-	-
	Demeton-S-methyl	µg/L	0.01					-	-	-	-	-	-	-	-	-	-	-	-	-
	Diazinon	µg/L	0.01			0.01 <sup>#3</sup>	0.01 <sup>#3</sup>	-	-	-	-	-	-	-	-	<0.01	-	-	-	<0.01
	Dicamba	µg/L						-	-	-	-	-	-	-	-	-	-	-	-	-
	Dichlobenil	µg/L	0.01					-	-	-	-	-	-	-	-	0.01	-	-	-	<0.01
	cis-Permethrin	µg/L	0.01					-	-	-	-	-	-	-	-	<0.01	-	-	-	<0.01
	Dichlorvos	µg/L	0.01			0.04 <sup>#4</sup>	0.001 <sup>#4</sup>	-	-	-	-	-	-	-	-	<0.01	-	-	-	<0.01
	Diclofop	µg/L						-	-	-	-	-	-	-	-	-	-	-	-	-
	Dieldrin	µg/L	0.01			0.03 <sup>#1</sup>	0.00125 <sup>#50</sup>	0.0025 <sup>#51</sup>	-	-	-	-	-	-	-	<0.01	-	-	-	<0.01
	Difenoconazole	µg/L						-	-	-	-	-	-	-	-	-	-	-	-	-
	Difenoxyuron	µg/L						-	-	-	-	-	-	-	-	-	-	-	-	-
	Diffubenzuron	µg/L				0.005 <sup>#4</sup>	0.001 <sup>#4</sup>	-	-	-	-	-	-	-	-	-	-	-	-	-
	Diffufenican	µg/L						-	-	-	-	-	-	-	-	-	-	-	-	-
	Dimethoate	µg/L	0.01			0.48	0.48 <sup>#2</sup>	-	-	-	-	-	-	-	-	<0.01	-	-	-	<0.01
	Dinoseb	µg/L						-	-	-	-	-	-	-	-	-	-	-	-	-
	Disulfoton	µg/L	0.01					-	-	-	-	-	-	-	-	-	-	-	-	-
	Diuron	µg/L				0.48 <sup>#3</sup>	0.48 <sup>#3</sup>	-	-	-	-	-	-	-	-	-	-	-	-	-
	Endosulfan I	µg/L	0.01					-	-	-	-	-	-	-	-	<0.01	-	-	-	<0.01
	Endosulfan II	µg/L	0.01					-	-	-	-	-	-	-	-	<0.01	-	-	-	<0.01
	Endosulfan sulphate	µg/L	0.01					-	-	-	-	-	-	-	-	<0.01	-	-	-	<0.01
	Endrin	µg/L	0.01			0.00125 <sup>#50</sup>	0.0025 <sup>#51</sup>	-	-	-	-	-	-	-	-	<0.01	-	-	-	<0.01
	Endrin ketone	µg/L	0.01					-	-	-	-	-	-	-	-	<0.01	-	-	-	<0.01



				Location	BH07010	BH07015	BH07018	BH07018	BH07018	BH07018	BH07018	BH07018	BH07018	BH07018	BH07018	BH07020	BH07023	BH07024	BH07030
				Sampled Date	18/08/2020	04/05/2020	19/03/2020	19/03/2020	25/06/2020	28/07/2020	18/08/2020	10/11/2020	02/12/2020	02/12/2020	18/03/2020	12/02/2020	13/02/2020	10/02/2020	
				Time															
				Sample Depth	6.1	18	18	18	54	8.32	8.6	8.4	8.16	8.16	14	14	10	5	
				Avg															
				Arcadis GAC - Human Health - Residential	UK Drinking Water Standards	UK Estuaries and coastal waters EQS	UK Freshwater EQS												
Chem_Group	Analyte	Units	MDL																
	s-Ethyl dipropylthiocarbamate	µg/L		-	-	-	-	-	-	-	-	-	-	-	-	-	-	-	-
	Ethiofencarb	µg/L		-	-	-	-	-	-	-	-	-	-	-	-	-	-	-	-
	Ethion	µg/L	0.01	-	-	-	-	-	-	-	-	-	-	-	<0.01	-	-	0.02	
	Ethoprop	µg/L		-	-	-	-	-	-	-	-	-	-	-	-	-	-	-	
	Ethofumesate	µg/L		-	-	-	-	-	-	-	-	-	-	-	-	-	-	-	
	Etridiazole	µg/L	0.01	-	-	-	-	-	-	-	-	-	-	-	-	-	-	-	
	Fenamiphos	µg/L		-	-	-	-	-	-	-	-	-	-	-	-	-	-	-	
	Fenarimol	µg/L		-	-	-	-	-	-	-	-	-	-	-	-	-	-	-	
	Fenitrothion	µg/L	0.01			0.01 <sup>#4</sup>	0.01 <sup>#4</sup>	-	-	-	-	-	-	-	<0.01	-	-	<0.01	
	Fensulfothion	µg/L		-	-	-	-	-	-	-	-	-	-	-	-	-	-	-	
	Fenhexamid	µg/L		-	-	-	-	-	-	-	-	-	-	-	-	-	-	-	
	Fenoxycarb	µg/L		-	-	-	-	-	-	-	-	-	-	-	-	-	-	-	
	Fenthion	µg/L	0.01	-	-	-	-	-	-	-	-	-	-	-	<0.01	-	-	<0.01	
	Fenpropimorf	µg/L		-	-	-	-	-	-	-	-	-	-	-	-	-	-	-	
	Fluroxypyr	µg/L	0.03	-	-	-	-	-	-	-	-	-	-	-	<0.03	-	-	-	
	Flutolanil	µg/L		-	-	-	-	-	-	-	-	-	-	-	-	-	-	-	
	Fonofos	µg/L		-	-	-	-	-	-	-	-	-	-	-	-	-	-	-	
	g-BHC (Lindane)	µg/L	0.01	-	-	-	-	-	-	-	-	-	-	-	<0.01	-	-	<0.01	
	Haloxypop-methyl	µg/L		-	-	-	-	-	-	-	-	-	-	-	-	-	-	-	
	Thifensulfuron	µg/L		-	-	-	-	-	-	-	-	-	-	-	-	-	-	-	
	Heptachlor	µg/L	0.01			0.03 <sup>#1</sup>		-	-	-	-	-	-	-	<0.01	-	-	<0.01	
	Hexaconazole	µg/L		-	-	-	-	-	-	-	-	-	-	-	-	-	-	-	
	Hexazinone	µg/L		-	-	-	-	-	-	-	-	-	-	-	-	-	-	-	
	Hydroxyatrazine	µg/L		-	-	-	-	-	-	-	-	-	-	-	-	-	-	-	
	Iprodione	µg/L		-	-	-	-	-	-	-	-	-	-	-	-	-	-	-	
	Isodrin	µg/L	0.01			0.00125 <sup>#50</sup>	0.0025 <sup>#51</sup>	-	-	-	-	-	-	-	<0.01	-	-	<0.01	
	Isoproturon	µg/L				0.3 <sup>#3</sup>	0.3 <sup>#3</sup>	-	-	-	-	-	-	-	-	-	-	-	
	Linuron	µg/L				0.5 <sup>#3</sup>	0.5 <sup>#3</sup>	-	-	-	-	-	-	-	-	-	-	-	
	Malathion	µg/L	0.01			0.02 <sup>#4</sup>	0.01 <sup>#4</sup>	-	-	-	-	-	-	-	<0.01	-	-	<0.01	
	2-Methyl-4-chlorophenoxyacetic acid	µg/L		-	-	-	-	-	-	-	-	-	-	-	-	-	-	-	

				Location	BH07010	BH07015	BH07018	BH07018	BH07018	BH07018	BH07018	BH07018	BH07018	BH07018	BH07018	BH07018	BH07020	BH07023	BH07024	BH07030	
				Sampled_Date	18/08/2020	04/05/2020	19/03/2020	19/03/2020	25/06/2020	28/07/2020	18/08/2020	10/11/2020	02/12/2020	02/12/2020	18/03/2020	12/02/2020	13/02/2020	10/02/2020			
				Sample_Time																	
				Sample_Depth	6.1	18	18	18	54	8.32	8.6	8.4	8.16	8.16	14	14	10	5			
				Avg																	
				Arcadis GAC - Human Health - Residential	UK Drinking Water Standards	UK Estuaries and coastal waters EQS	UK Freshwater EQS														
Chem_Group	Analyte	Units	MDL																		
	2-Methyl-4-Chlorophenoxy Butanoic Acid	µg/L						-	-	-	-	-	-	-	-	-	-	-	-	-	-
	Mecoprop	µg/L				18 <sup>#3</sup>	18 <sup>#3</sup>	-	-	-	-	-	-	-	-	-	-	-	-	-	-
	Mefenpyr-diethyl	µg/L						-	-	-	-	-	-	-	-	-	-	-	-	-	-
	Metachlor	µg/L	0.01			0.3 <sup>#3</sup>	0.3 <sup>#3</sup>	-	-	-	-	-	-	-	-	-	-	-	-	-	-
	Metaxyl	µg/L						-	-	-	-	-	-	-	-	-	-	-	-	-	-
	Methamidophos	µg/L						-	-	-	-	-	-	-	-	-	-	-	-	-	-
	Methidathion	µg/L						-	-	-	-	-	-	-	-	-	-	-	-	-	-
	Methiocarb	µg/L					0.01 <sup>#4</sup>	-	-	-	-	-	-	-	-	-	-	-	-	-	-
	Methomyl	µg/L						-	-	-	-	-	-	-	-	-	-	-	-	-	-
	Methoxychlor	µg/L	0.01					-	-	-	-	-	-	-	-	-	<0.01	-	-	-	<0.01
	Methoxyfenozone	µg/L						-	-	-	-	-	-	-	-	-	-	-	-	-	-
	Methyl parathion	µg/L	0.01					-	-	-	-	-	-	-	-	-	<0.01	-	-	-	<0.01
	Metolachlor	µg/L						-	-	-	-	-	-	-	-	-	-	-	-	-	-
	Metoxuron	µg/L						-	-	-	-	-	-	-	-	-	-	-	-	-	-
	Metsulfuron Methyl	µg/L						-	-	-	-	-	-	-	-	-	-	-	-	-	-
	Mevinphos (Phosdrin)	µg/L	0.01					0.02(MAC) <sup>#53</sup>	-	-	-	-	-	-	-	-	<0.01	-	-	-	<0.01
	Molinate	µg/L						-	-	-	-	-	-	-	-	-	-	-	-	-	-
	Monlinuran	µg/L						-	-	-	-	-	-	-	-	-	-	-	-	-	-
	Monocrotophos	µg/L						-	-	-	-	-	-	-	-	-	-	-	-	-	-
	Napropamide	µg/L						-	-	-	-	-	-	-	-	-	-	-	-	-	-
	Flusilazole (NuStar)	µg/L						-	-	-	-	-	-	-	-	-	-	-	-	-	-
	o,p-DDD	µg/L	0.01					-	-	-	-	-	-	-	-	-	<0.01	-	-	-	<0.01
	o,p'-DDE	µg/L	0.01					-	-	-	-	-	-	-	-	-	<0.01	-	-	-	<0.01
	o,p-Methoxychlor	µg/L	0.01					-	-	-	-	-	-	-	-	-	-	-	-	-	-
	Omethoate	µg/L	0.01				0.01 <sup>#4</sup>	-	-	-	-	-	-	-	-	-	-	-	-	-	-
	Oxamyl	µg/L						-	-	-	-	-	-	-	-	-	-	-	-	-	-
	Paclobutrazol	µg/L						-	-	-	-	-	-	-	-	-	-	-	-	-	-
	Methyl Paraaxon	µg/L						-	-	-	-	-	-	-	-	-	-	-	-	-	-
	Parathion	µg/L	0.01					-	-	-	-	-	-	-	-	-	<0.01	-	-	-	<0.01
	Pendimethalin	µg/L	0.01				0.3 <sup>#3</sup>	-	-	-	-	-	-	-	-	-	<0.01	-	-	-	0.01

				Location	BH07010	BH07015	BH07018	BH07018	BH07018	BH07018	BH07018	BH07018	BH07018	BH07018	BH07018	BH07018	BH07020	BH07023	BH07024	BH07030	
				Sampled Date	18/08/2020	04/05/2020	19/03/2020	19/03/2020	25/06/2020	28/07/2020	18/08/2020	10/11/2020	02/12/2020	02/12/2020	18/03/2020	12/02/2020	13/02/2020	10/02/2020			
				Sample Time																	
				Sample Depth Avg	6.1	18	18	18	54	8.32	8.6	8.4	8.16	8.16	14	14	10	5			
				Arcadis GAC - Human Health - Residential	UK Drinking Water Standards	UK Estuaries and coastal waters EQS	UK Freshwater EQS														
Chem_Group	Analyte	Units	MDL																		
	Imidacloprid	µg/L						-	-	-	-	-	-	-	-	-	-	-	-	-	-
	Permethrin	µg/L	0.01			0.0002 <sup>#4</sup>	0.001 <sup>#4</sup>	-	-	-	-	-	-	-	-	-	-	-	-	-	-
	Permethrin II	µg/L	0.01					-	-	-	-	-	-	-	-	-	<0.01	-	-	-	<0.01
	Phorate	µg/L	0.01					-	-	-	-	-	-	-	-	-	<0.1	-	-	-	-
	Phosmet	µg/L						-	-	-	-	-	-	-	-	-	-	-	-	-	-
	Lenacil	µg/L						-	-	-	-	-	-	-	-	-	-	-	-	-	-
	Picloram	µg/L						-	-	-	-	-	-	-	-	-	-	-	-	-	-
	Picoxystrobin	µg/L						-	-	-	-	-	-	-	-	-	-	-	-	-	-
	Pirimicarb	µg/L				1 <sup>#4</sup>	1 <sup>#4</sup>	-	-	-	-	-	-	-	-	-	-	-	-	-	-
	Pirimiphos-methyl	µg/L	0.01			0.015 <sup>#4</sup>	0.015 <sup>#4</sup>	-	-	-	-	-	-	-	-	-	<0.01	-	-	-	<0.01
	Pirimiphos-ethyl	µg/L	0.01					-	-	-	-	-	-	-	-	-	<0.01	-	-	-	<0.01
	Prochloraz	µg/L				4 <sup>#4</sup>	4 <sup>#4</sup>	-	-	-	-	-	-	-	-	-	-	-	-	-	-
	Profenofos	µg/L						-	-	-	-	-	-	-	-	-	-	-	-	-	-
	Promecarb	µg/L						-	-	-	-	-	-	-	-	-	-	-	-	-	-
	Prometon	µg/L						-	-	-	-	-	-	-	-	-	-	-	-	-	-
	Prometryn	µg/L	0.01					-	-	-	-	-	-	-	-	-	-	-	-	-	-
	Pronamide	µg/L	0.01			100 <sup>#4</sup>	100 <sup>#4</sup>	-	-	-	-	-	-	-	-	-	<0.01	-	-	-	<0.01
	Propanil	µg/L						-	-	-	-	-	-	-	-	-	-	-	-	-	-
	Propazine	µg/L	0.01					-	-	-	-	-	-	-	-	-	-	-	-	-	-
	Propham	µg/L						-	-	-	-	-	-	-	-	-	-	-	-	-	-
	Propiconazole	µg/L						-	-	-	-	-	-	-	-	-	-	-	-	-	-
	Propoxycarbazone-sodium	µg/L						-	-	-	-	-	-	-	-	-	-	-	-	-	-
	Pursuit	µg/L						-	-	-	-	-	-	-	-	-	-	-	-	-	-
	Pyriproxyfen	µg/L						-	-	-	-	-	-	-	-	-	-	-	-	-	-
	Quinclorac	µg/L						-	-	-	-	-	-	-	-	-	-	-	-	-	-
	Quinoxifen	µg/L						-	-	-	-	-	-	-	-	-	-	-	-	-	-
	Savey	µg/L						-	-	-	-	-	-	-	-	-	-	-	-	-	-
	Sethoxydim	µg/L						-	-	-	-	-	-	-	-	-	-	-	-	-	-
	Simazine	µg/L	0.01			1 <sup>#3</sup>	1 <sup>#3</sup>	-	-	-	-	-	-	-	-	-	-	-	-	-	-
	Tebuthiuron	µg/L						-	-	-	-	-	-	-	-	-	-	-	-	-	-

				Location	BH07010	BH07015	BH07018	BH07018	BH07018	BH07018	BH07018	BH07018	BH07018	BH07018	BH07018	BH07020	BH07023	BH07024	BH07030
				Sampled Date	18/08/2020	04/05/2020	19/03/2020	19/03/2020	25/06/2020	28/07/2020	18/08/2020	10/11/2020	02/12/2020	02/12/2020	18/03/2020	12/02/2020	13/02/2020	10/02/2020	
				Sample Time															
				Sample Depth	6.1	18	18	18	54	8.32	8.6	8.4	8.16	8.16	14	14	10	5	
				Avg															
				Arcadis GAC - Human Health - Residential	UK Drinking Water Standards	UK Estuaries and coastal waters EQS	UK Freshwater EQS												
Chem_Group	Analyte	Units	MDL																
	Terbutryn	µg/L	0.01	-	-	-	-	-	-	-	-	-	-	-	-	-	-	-	-
	Terbutylazine	µg/L		-	-	-	-	-	-	-	-	-	-	-	-	-	-	-	-
	Phosalone	µg/L	0.01	-	-	-	-	-	-	-	-	-	-	-	<0.01	-	-	-	<0.01
	Phosphamidon	µg/L	0.01	-	-	-	-	-	-	-	-	-	-	-	<0.01	-	-	-	<0.01
	Thiobencarb	µg/L		-	-	-	-	-	-	-	-	-	-	-	-	-	-	-	-
	Thiophanate-methyl	µg/L		-	-	-	-	-	-	-	-	-	-	-	-	-	-	-	-
	Triadimefon	µg/L	0.01	-	-	-	-	-	-	-	-	-	-	-	<0.01	-	-	-	<0.01
	Triadimenol	µg/L		-	-	-	-	-	-	-	-	-	-	-	-	-	-	-	-
	Triallate	µg/L	0.01												<0.01	-	-	-	<0.01
	Triasulfuron	µg/L		-	-	-	-	-	-	-	-	-	-	-	-	-	-	-	-
	Tributyl phosphate	µg/L	0.1												-	-	-	-	-
	Triclopyr	µg/L	0.03	-	-	-	-	-	-	-	-	-	-	-	<0.03	-	-	-	<0.03
	Triclosan	µg/L		-	-	-	-	-	-	-	-	-	-	-	-	-	-	-	-
	Trifluralin	µg/L	0.01												<0.01	-	-	-	<0.01
	Tebuconazole	µg/L		-	-	-	-	-	-	-	-	-	-	-	-	-	-	-	-
	Telodrin	µg/L	0.01	-	-	-	-	-	-	-	-	-	-	-	-	-	-	-	-
	Triazophos	µg/L	0.01												<0.01	-	-	-	<0.01
	Tricyclazole	µg/L		-	-	-	-	-	-	-	-	-	-	-	-	-	-	-	-
Surrogate	Surrogate Value	%		115	-	-	-	62.4	66.9	98.9	-	-	-	-	-	-	-	-	-
SVOC TIC	SVOC TICS - Detect	Detect		0	-	-	-	1	1	1	-	-	-	-	-	-	-	-	-
	SVOC Tentatively Identified Compounds	µg/L	10	<40	-	-	-	50,500	38,400	19,700	-	-	-	-	-	-	-	-	-
VOC TIC	VOC TICS - Detect	Detect		0	-	-	-	1	1	0	-	-	-	-	-	-	-	-	-
	VOC Tentatively Identified Compounds	µg/l	10	<10	-	-	-	760	475	<1000	-	-	-	-	-	-	-	-	-
NA	Potassium Perfluoropentane-1-Sulphonate	µg/L	0.002	-	-	-	-	-	-	-	-	-	-	-	-	-	-	-	-
Other	Temperature	°C		-	18.5	19.6	19.5	-	-	-	-	-	-	-	19.5	19	19	18.6	
	Biochemical Oxygen Demand (5-day test)	µg/L	1000	-	168,800	240,000	235,000	-	-	-	-	254,000	243,000	238,000	46,600	53,400	12,900		
	Redox	mV		172	-	-	-	-107	21	-134	-	-	-	-	-	-	-	-	-
	Salinity (no units)	PSS-78		-	-	-	-	11	7.15	-	-	-	-	-	-	-	-	-	-
	Conductivity @ 25oC	mS/cm	0.01	-	11.9	9.3	9.04	-	-	-	-	-	-	-	23	27	21.1	23.1	
	Conductivity @ 20oC	µS/cm	5	6070	-	-	-	16,600	11,100	9100	8470	8640	8790	-	-	-	-	-	

				Location	BH07010	BH07015	BH07018	BH07018	BH07018	BH07018	BH07018	BH07018	BH07018	BH07018	BH07018	BH07018	BH07020	BH07023	BH07024	BH07030		
				Sampled Date	18/08/2020	04/05/2020	19/03/2020	19/03/2020	25/06/2020	28/07/2020	18/08/2020	10/11/2020	02/12/2020	02/12/2020	18/03/2020	12/02/2020	13/02/2020	10/02/2020				
				Sample Time																		
				Sample Depth Avg	6.1	18	18	18	54	8.32	8.6	8.4	8.16	8.16	14	14	10	5				
				Arcadis GAC - Human Health - Residential	UK Drinking Water Standards	UK Estuaries and coastal waters EQS	UK Freshwater EQS															
Chem_Group	Analyte	Units	MDL																			
	Total Dissolved Solids (Filtered)	mg/L	5					4300	7410	6160	5880	10,000	7920	6930	-	-	-	15,100	16,660	13,690	15,130	
	Biological Oxygen Demand	mg/L	1					3.36	-	-	-	>437	>1070	1190	-	-	-	-	-	-	-	
	Chemical Oxygen Demand	mg/L	5					158	269	723	1150	5520	3650	2780	-	389	525	1620	185	180	1150	
	Dissolved Organic Carbon (Filtered)	µg/L	200					49,300	58,000	24,000	34,000	1,680,000	1,030,000	820,000	-	160,000	153,000	410,000	56,000	66,000	370,000	
	6:2 Fluorotelomer Sulfonate (6:2 FTS)	µg/L	0.002					-	-	-	-	-	-	-	-	-	-	-	-	-	-	
	pH (Lab)	pH_Units	0			6.5-9.5 <sup>#1</sup>	6-8.5(MAC) <sup>#53</sup>	6-9(MAC) <sup>#53</sup>	7.36	7.5	7.5	7.3	12.4	12.1	11.1	-	8.11	8.06	7.4	6.9	6.8	7.8
	Salinity	ppt (thousand)	0.1					-	6.8	5.2	5	-	-	-	-	-	-	13.9	19	14.5	16.1	

**Legend**

36.2	Results exceeds GAC.
<50	Results MDL is greater than GAC.
-	Determinand has not been tested for.

**Notes**  
A range is given where a determinand has been analysed for by more than one method.

				Location	BH07031	BH07031	BH07032	BH07034	BH07038	BH07038	BH07046	BH07049	BH07049	BH07053	BH07053	BH07056	BH07056	BH07056	BH07056		
				Sampled_Date	12/11/2020	02/12/2020	13/02/2020	18/03/2020	03/03/2020	18/03/2020	20/01/2020	05/03/2020	12/11/2020	30/04/2020	05/05/2020	30/04/2020	30/06/2020	14/07/2020			
				Time																	
				Sample_Depth	0.97	1.32	18	5.5	5.85	6	5	10.5	1.36	18	18	7	9	12.5			
				Avg																	
				Arcadis GAC - Human Health - Residential	UK Drinking Water Standards	UK Estuaries and coastal waters EQS	UK Freshwater EQS														
Chem_Group	Analyte	Units	MDL																		
Metals	Antimony (Filtered)	µg/L	1		5 <sup>#1</sup>			-	-	-	-	-	-	-	-	-	-	-	-		
	Arsenic	µg/L	1	NVP <sup>#2</sup>	10 <sup>#1</sup>	25 <sup>#3</sup>	50 <sup>#3</sup>	-	61.6	1	20	9	10	7	11	-	<10	<10	130	80	164
	Arsenic (Filtered)	µg/L	0.5	NVP <sup>#2</sup>	10 <sup>#1</sup>	25 <sup>#3</sup>	50 <sup>#3</sup>	-	<5	<1	16	6	<10	<10	18	-	<10	<10	128	104	98.8
	Boron	µg/L	10	NVP <sup>#2</sup>	1000 <sup>#1</sup>	7000 <sup>#4</sup>	2000 <sup>#4</sup>	-	1460	1230	550	1210	1080	1630	7760	-	1840	1780	1510	1320	1200
	Boron (Filtered)	µg/L	10	NVP <sup>#2</sup>	1000 <sup>#1</sup>	7000 <sup>#4</sup>	2000 <sup>#4</sup>	-	-	1220	640	1150	1020	1600	7760	-	1740	1760	1380	1680	1840
	Cadmium	µg/L	0.02	NVP <sup>#2</sup>	5 <sup>#1</sup>	0.2 <sup>#5</sup>	0.08 <sup>#5</sup>	-	0.526	<0.02	0.34	<0.02	<0.2	<0.02	0.57	-	<0.2	<0.2	<0.2	<0.2	<0.5
	Cadmium (Filtered)	µg/L	0.02	NVP <sup>#2</sup>	5 <sup>#1</sup>	0.2 <sup>#5</sup>	0.08 <sup>#5</sup>	-	<0.8	<0.02	<0.2	<0.02	<0.2	<0.2	<0.2	-	<0.2	<0.2	<0.2	<0.2	<0.48
	Chromium (hexavalent) (Filtered)	µg/L	3	NVP <sup>#2</sup>		0.6 <sup>#5</sup>	3.4 <sup>#5</sup>	-	<3	<3	191	<3	<3	<3	<3	-	<3	<3	<3	87	<15
	Chromium	µg/L	1	NVP <sup>#2</sup>	50 <sup>#1</sup>	0.6 <sup>#5</sup>	3.4 <sup>#7</sup>	-	174	<1	<10	3	<10	3	<10	-	<10	<10	<10	<10	34.5
	Chromium (Filtered)	µg/L	1	NVP <sup>#2</sup>	50 <sup>#1</sup>	0.6 <sup>#5</sup>	3.4 <sup>#7</sup>	-	<10	<1	<10	2	<10	<10	13	-	<10	<10	<10	<10	<6
	Chromium (Trivalent) (Filtered)	µg/L	3	NVP <sup>#2</sup>			4.7 <sup>#5</sup>	-	<3	-	<3	<3	<3	-	-	-	<3	<30	<3	<10	<3
	Cobalt (Filtered)	µg/L	0.5			3 <sup>#8</sup>	3 <sup>#8</sup>	-	<5	<1	<10	5	<10	14	27	-	<10	<10	<10	<10	<3
	Copper	µg/L	1	NVP <sup>#2</sup>	2000 <sup>#1</sup>	3.76 <sup>#9</sup>	1(bio) <sup>#10</sup>	-	110	2	<10	5	<10	<1	<10	-	<10	<10	<10	<10	28.8
	Copper (Filtered)	µg/L	0.3	NVP <sup>#2</sup>	2000 <sup>#1</sup>	3.76 <sup>#9</sup>	1(bio) <sup>#10</sup>	-	<3	<1	<10	<1	<10	<10	<10	-	<10	<10	<10	<10	<1.8
	Iron (Filtered)	µg/L	10		200 <sup>#1</sup>	1000 <sup>#3</sup>	1000 <sup>#3</sup>	331	786	20	<100	1140	1400	540	9190	697	110	160	<100	3700	388
	Lead	µg/L	1	NVP <sup>#2</sup>	10 <sup>#1</sup>	1.3 <sup>#5</sup>	1.2(bio) <sup>#10</sup>	-	-	-	-	-	-	-	-	-	-	-	-	-	-
	Lead (Filtered)	µg/L	0.2	NVP <sup>#2</sup>	10 <sup>#1</sup>	1.3 <sup>#5</sup>	1.2(bio) <sup>#10</sup>	-	2.41	<1	<10	<1	<10	<10	<10	-	<10	<10	<10	<10	<1.2
	Manganese	µg/L	1		50 <sup>#1</sup>		123(bio) <sup>#11</sup>	-	4480	369	73	1392	1276	1967	3898	-	581	841	5317	6874	5460
	Manganese (Filtered)	µg/L	2		50 <sup>#1</sup>		123(bio) <sup>#11</sup>	669	1110	270	<100	1470	1120	1700	4090	341	340	370	6600	6610	3290
	Mercury	µg/L	0.02	9.7 <sup>#12</sup>	1 <sup>#1</sup>	0.07(MAC) <sup>#13</sup>	0.07(MAC) <sup>#13</sup>	-	<0.02	<0.03	<0.3	<0.03	<0.3	<0.03	<0.3	-	<0.3	<0.3	<0.3	<0.3	<0.02
	Mercury (Filtered)	µg/L	0.01	9.7 <sup>#12</sup>	1 <sup>#1</sup>	0.07(MAC) <sup>#13</sup>	0.07(MAC) <sup>#13</sup>	-	<0.01	<0.03	<0.3	<0.03	<0.3	<0.3	<0.3	-	<0.3	<0.3	0.86	<0.3	<0.01
	Molybdenum (Filtered)	µg/L	1	NVP <sup>#2</sup>	70 <sup>#11</sup>			-	-	-	-	-	-	-	-	-	-	-	-	-	-
	Nickel	µg/L	1	NVP <sup>#2</sup>	20 <sup>#1</sup>	8.6 <sup>#5</sup>	4(bio) <sup>#10</sup>	-	140	1	47	9	11	14	16	-	<10	<10	11	11	38.8
	Nickel (Filtered)	µg/L	0.4	NVP <sup>#2</sup>	20 <sup>#1</sup>	8.6 <sup>#5</sup>	4(bio) <sup>#10</sup>	-	<4	<1	39	9	11	12	20	-	<10	<10	<10	10	11.2
	Selenium	µg/L	1	NVP <sup>#2</sup>	10 <sup>#1</sup>			-	5.32	<1	50	<1	<10	7	<10	-	<10	<10	<10	<10	2.46
	Selenium (Filtered)	µg/L	1	NVP <sup>#2</sup>	10 <sup>#1</sup>			-	-	-	-	-	-	-	-	-	-	-	-	-	-
	Strontium (Filtered)	µg/L	1					-	-	1590	2230	1400	1290	2260	1610	-	3560	3580	3220	3050	2890
	Vanadium	µg/L	1			100	20 <sup>#12</sup>	-	-	-	-	-	-	-	-	-	-	-	-	-	-
	Vanadium (Filtered)	µg/L	1			100	20 <sup>#12</sup>	-	-	-	-	-	-	-	-	-	-	-	-	-	-
	Zinc	µg/L	2	NVP <sup>#2</sup>	3000 <sup>#17</sup>	7.9 <sup>#18</sup>	10.9(bio) <sup>#10</sup>	-	391	12	25	9	25	<2	<20	-	<20	<20	<20	36	105

				Location	BH07031	BH07031	BH07032	BH07034	BH07038	BH07038	BH07046	BH07049	BH07049	BH07053	BH07053	BH07056	BH07056	BH07056	BH07056		
				Sampled_Date	12/11/2020	02/12/2020	13/02/2020	18/03/2020	03/03/2020	18/03/2020	20/01/2020	05/03/2020	12/11/2020	30/04/2020	05/05/2020	30/04/2020	30/06/2020	14/07/2020			
				Time																	
				Sample_Depth	0.97	1.32	18	5.5	5.85	6	5	10.5	1.36	18	18	7	9	12.5			
				Avg																	
				Arcadis GAC - Human Health - Residential	UK Drinking Water Standards	UK Estuaries and coastal waters EQS	UK Freshwater EQS														
Chem_Group	Analyte	Units	MDL	NVP <sup>#2</sup>	3000 <sup>#17</sup>	7.9 <sup>#18</sup>	10.9(bio) <sup>#10</sup>														
	Zinc (Filtered)	µg/L	1					-	-	-	-	-	-	-	-	-	-	-	-		
Inorganics	Alkalinity (Carbonate as CaCO3)	mg/L	2					-	-	0	402	0	0	0	0	-	322	0	60	2540	-
	Total Hardness	mg/l	0.35					3970	5880	-	-	-	-	-	899	-	-	-	-	-	2170
	Total Hardness (Filtered)	mg/l	7					-	-	1230	<640	1080	973	1370	2020	-	4160	4260	1800	1820	-
	Alkalinity (Bicarbonate as CaCO3)	mg/L	2					2510	12,700	833	596	945	1330	1290	1990	561	2480	2450	3950	-	2700
	Alkalinity (Bicarbonate) as HCO3	mg/L	2					-	-	-	-	-	-	-	-	-	-	-	-	-	3290
	Alkalinity (total) as CaCO3	mg/L	2					2060	10,400	833	1400	945	1330	1290	1990	460	3120	2450	4070	2540	2700
	Ammoniacal Nitrogen as N	mg/L	0.01					-	-	-	-	-	-	-	-	-	-	-	-	-	-
	Ammoniacal Nitrogen as N (Filtered)	mg/L	0.01					-	52.5	10	56.5	25.5	24.4	19.6	24.5	-	52.9	50.5	14.9	23.8	32.1
	Ammoniacal Nitrogen as NH3 (Filtered)	mg/L	0.01					68.4	63.7	-	-	-	-	-	-	12.8	-	-	-	-	-
	Bromide	mg/L	0.008					-	-	13.5	21.1	6.01	6.63	8.27	-	-	-	-	-	21	-
	Bromide (Filtered)	mg/L	0.008					25.5	39.8	-	-	-	-	-	4.464	4.25	38.954	38.186	18.636	-	25.3
	Calcium	mg/L	1					-	-	-	-	-	-	-	-	-	-	-	-	-	-
	Calcium (Filtered)	mg/L	0.2					411	509	135	240	309	281	334	313	183	322	326	339	295	301
	Chloride	mg/L	1		250 <sup>#1</sup>		250 <sup>#3</sup>	-	-	-	-	-	-	-	-	-	-	-	-	-	-
	Chloride (Filtered)	mg/L	1		250 <sup>#1</sup>		250 <sup>#3</sup>	7120	10,800	3310	3840	1230	1180	1410	937	1100	10,785	10,400	4373	5340	6530
	Cyanide (Free)	µg/L	20		50 <sup>#1</sup>	1 <sup>#3</sup>	1 <sup>#2</sup>	-	-	<20	<20	<20	<20	<20	<20	-	<20	<20	<20	<20	-
	Cyanide (Free) (Filtered)	µg/L	2.5		50 <sup>#1</sup>	1 <sup>#3</sup>	1 <sup>#2</sup>	-	<2.5	-	-	-	-	-	-	-	-	-	-	-	<2.5
	Cyanide Total	µg/L	20		50 <sup>#1</sup>	1 <sup>#3</sup>	1 <sup>#2</sup>	-	-	<20	20	<20	<20	<20	<20	-	<20	<20	<20	<20	-
	Cyanide Total (Filtered)	µg/L	5		50 <sup>#1</sup>	1 <sup>#3</sup>	1 <sup>#2</sup>	-	<5	-	-	-	-	-	-	-	-	-	-	-	5.13
	cyanides-complex (Filtered)	µg/L	5		50 <sup>#1</sup>	1 <sup>#3</sup>	1 <sup>#2</sup>	-	<5	-	-	-	-	-	-	-	-	-	-	-	5.13
	Fluoride	µg/L	100		1500 <sup>#1</sup>	5000 <sup>#8</sup>	1000 <sup>#15</sup>	-	-	300	600	400	400	400	100	-	100	200	<200	300	-
	Fluoride (Filtered)	µg/L	500		1500 <sup>#1</sup>	5000 <sup>#8</sup>	1000 <sup>#15</sup>	-	524	-	-	-	-	-	-	-	-	-	-	-	<500
	Iodide	mg/L						-	-	-	-	-	-	-	-	-	-	-	-	-	<0.1
	Iodide (Filtered)	mg/L	0.1					-	-	<0.1	<0.1	<0.1	<0.1	<0.1	<0.1	-	<0.1	<0.1	<0.1	<0.1	-
	Magnesium	mg/L	1					-	-	-	-	-	-	-	-	-	-	-	-	-	-
	Magnesium (Filtered)	mg/L	0.036					584	845	216	<10	74	66	130	300	104	816	837	232	264	277
	Nitrate (as N) (Filtered)	mg/L	0.2					-	-	<0.2	<0.2	<0.2	<0.2	<0.2	<0.2	-	<0.2	<0.2	<0.2	-	-
	Nitrate (as NO3-) (Filtered)	mg/L	0.3		50(NO3) <sup>#21</sup>			<0.3	<0.3	-	-	-	-	-	<0.3	-	-	-	-	-	<0.3
	Phosphate (as P) (Filtered)	µg/L	10					-	-	-	-	-	-	650	-	-	-	-	-	-	-

				Location	BH07031	BH07031	BH07032	BH07034	BH07038	BH07038	BH07046	BH07049	BH07049	BH07053	BH07053	BH07056	BH07056	BH07056				
				Sampled Date	12/11/2020	02/12/2020	13/02/2020	18/03/2020	03/03/2020	18/03/2020	20/01/2020	05/03/2020	12/11/2020	30/04/2020	05/05/2020	30/04/2020	30/06/2020	14/07/2020				
				Time																		
				Sample Depth Avg	0.97	1.32	18	5.5	5.85	6	5	10.5	1.36	18	18	7	9	12.5				
				Arcadis GAC - Human Health - Residential	UK Drinking Water Standards	UK Estuaries and coastal waters EQS	UK Freshwater EQS															
Chem_Group	Analyte	Units	MDL																			
	Phosphorus	µg/L	20					-	-	-	-	-	<100	-	-	-	-	-	3090			
	Phosphorus (Filtered)	µg/L	10					-	-	-	-	-	<100	-	-	-	-	-	1840			
	Potassium (Filtered)	mg/L	0.2					152	187	117	184	102	90	107	155	40.8	291	294	169	199	124	
	Sodium	mg/L	1		200 <sup>#1</sup>			-	-	-	-	-	-	-	-	-	-	-	-	-		
	Sodium (Filtered)	mg/L	0.076		200 <sup>#1</sup>			4260	5380	2230	4880	257	905	2100	941	578	5340	5360	3810	3770	2860	
	Sulphate	mg/L	3		250(SO4) <sup>#22</sup>		400 <sup>#4</sup>	-	-	-	-	-	-	-	-	-	-	-	-	-		
	Sulphate (Filtered)	mg/L	2		250(SO4) <sup>#22</sup>		400 <sup>#4</sup>	233	<2	281	4280	685	231	2110	1300	409	12	9	1130	32	<2	
PAH	Coronene	µg/L	50					-	-	-	<500	-	<50	-	-	-	-	-	-	<500	-	
	Naphthalene	µg/L	0.01	3900		2 <sup>#3</sup>	2 <sup>#3</sup>	-	<1 - 1.07	<5 - 0.03	<5 - 0.1	0.29	<2 - 0.33	0.23	0.04	-	0.01	0.01	<0.01	<0.2	<0.2	
	Acenaphthene	µg/L	0.005	>SOL <sup>#23</sup>			No UK EQS	-	<0.1	<0.01	<0.04	0.11	<2 - 0.16	0.05	0.03	-	<0.01	<0.01	0.29	<0.2	<0.1	
	Acenaphthylene	µg/L	0.005	>SOL <sup>#23</sup>			No UK EQS	-	<0.1	<0.01	<0.04	<0.01	<0.01	0.03	<0.01	-	<0.01	<0.01	0.04	<0.2	<0.1	
	Fluoranthene	µg/L	0.005	>SOL <sup>#23</sup>		0.0063 <sup>#3</sup>	0.0063 <sup>#3</sup>	-	<100 - 0.127	<0.01	<0.04	0.03	<2 - 0.06	0.02	0.05	-	<0.01	<0.01	<0.01	<0.2	<0.1	
	Anthracene	µg/L	0.005	>SOL <sup>#23</sup>		0.1 <sup>#3</sup>	0.1 <sup>#3</sup>	-	<0.1	<0.01	<0.04	0.02	<2 - 0.03	0.02	0.02	-	<0.01	<0.01	<0.01	<0.2	<0.1	
	Phenanthrene	µg/L	0.005	>SOL <sup>#23</sup>			No UK EQS	-	<100 - 0.443	0.02	<0.04	0.07	<2 - 0.11	0.05	0.07	-	<0.01	<0.01	0.02	<0.2	<0.1	
	Fluorene	µg/L	0.005	>SOL <sup>#23</sup>			No UK EQS	-	<100 - 0.114	<0.01	<0.04	0.04	<2 - 0.05	0.02	0.02	-	<0.01	<0.01	0.01	<0.2	<0.1	
	Chrysene	µg/L	0.005	>SOL <sup>#23</sup>			No UK EQS	-	<0.1	<0.01	<0.04	<0.01	<0.01	<0.01	<0.01	-	<0.01	<0.01	<0.01	<0.2	<0.1	
	Pyrene	µg/L	0.005	>SOL <sup>#23</sup>			No UK EQS	-	<100 - 0.243	<0.01	<0.04	0.01	<2 - 0.04	0.01	0.03	-	<0.01	<0.01	<0.01	<0.2	<0.1	
	Benzo(a)anthracene	µg/L	0.005	>SOL <sup>#23</sup>			No UK EQS	-	<0.1	<0.01	<0.04	0.01	<0.01	<0.01	0.02	-	<0.01	<0.01	<0.01	<0.2	<0.1	
	Benzo(b)fluoranthene	µg/L	0.005	>SOL <sup>#23</sup>	0.025 <sup>#24</sup>	See BaP <sup>#25</sup>	See BaP <sup>#25</sup>	-	<0.1	<0.01	<0.04	<0.01	<0.01	<0.01	<0.01	-	<0.01	<0.01	<0.01	<0.2	<0.1	
	Benzo(k)fluoranthene	µg/L	0.005	>SOL <sup>#23</sup>	0.025 <sup>#24</sup>	See BaP <sup>#25</sup>	See BaP <sup>#25</sup>	-	<0.1	<0.01	<0.04	<0.01	<0.01	<0.01	<0.01	-	<0.01	<0.01	<0.01	<0.2	<0.1	
	Benzo(a)pyrene	µg/L	0.002	>SOL <sup>#23</sup>	0.01 <sup>#1</sup>	0.00017 <sup>#25</sup>	0.00017 <sup>#25</sup>	-	<0.04	<0.01	<0.04	<0.01	<0.01	<0.01	<0.01	-	<0.01	<0.01	<0.01	<0.2	<0.04	
	Dibenz(a,h)anthracene	µg/L	0.005	>SOL <sup>#23</sup>			No UK EQS	-	<0.1	<0.01	<0.04	<0.01	<0.01	<0.01	<0.01	-	<0.01	<0.01	<0.01	<0.2	<0.1	
	Benzo(g,h,i)perylene	µg/L	0.005	>SOL <sup>#23</sup>	0.025 <sup>#24</sup>	See BaP <sup>#25</sup>	See BaP <sup>#25</sup>	-	<0.1	<0.01	<0.04	<0.01	<0.01	<0.01	<0.01	-	<0.01	<0.01	<0.01	<0.2	<0.1	
	Indeno(1,2,3-c,d)pyrene	µg/L	0.005	>SOL <sup>#23</sup>	0.025 <sup>#24</sup>	See BaP <sup>#25</sup>	See BaP <sup>#25</sup>	-	<0.1	<0.01	<0.04	<0.01	<0.01	<0.01	<0.01	-	<0.01	<0.01	<0.01	<0.2	<0.1	
	PAH 16 Total	µg/L	0.082					-	2	<0.18	<0.7	<0.65	<0.89	<0.5	<0.36	-	<0.16	<0.16	<0.49	<3.2	<1.64	
TPH CWG	>C5-C6 Aliphatics	µg/L	10	>SOL <sup>#23</sup>	See TPH	See TPH	See TPH	-	<10	<100	<100	<100	<100	<100	<100	-	<100	<100	<100	<100	<100	49
	>C6-C7 Aliphatics	µg/L	100					-	-	<100	<100	<100	<100	<100	<100	-	<100	<100	<100	<100	<100	-
	>C6-C8 Aliphatics	µg/L	10	>SOL <sup>#23</sup>	See TPH	See TPH	See TPH	-	<10	<10	<100	<100	<100	<100	<100	-	<100	<100	<100	<100	<100	297
	>C7-C8 Aliphatics	µg/L	100					-	-	<100	<100	<100	<100	<100	<100	-	<100	<100	<100	<100	<100	-
	>C8-C10 Aliphatics	µg/L	10	>SOL <sup>#23</sup>	See TPH	See TPH	See TPH	-	<10	<10	<10	<10	<10	<10	<10	-	<10	<10	<10 - 205	<100 - 23	<100	570



				Location	BH07031	BH07031	BH07032	BH07034	BH07038	BH07038	BH07038	BH07046	BH07049	BH07049	BH07053	BH07053	BH07056	BH07056	BH07056			
				Sampled Date	12/11/2020	02/12/2020	13/02/2020	18/03/2020	03/03/2020	18/03/2020	20/01/2020	05/03/2020	12/11/2020	30/04/2020	05/05/2020	30/04/2020	30/06/2020	14/07/2020				
				Time																		
				Sample Depth Avg	0.97	1.32	18	5.5	5.85	6	5	10.5	1.36	18	18	7	9	12.5				
Chem_Group	Analyte	Units	MDL	Arcadis GAC - Human Health - Residential	UK Drinking Water Standards	UK Estuaries and coastal waters EQS	UK Freshwater EQS															
	>C10-C12 Aliphatics	µg/L	10	>SOL <sup>#23</sup>	See TPH	See TPH	See TPH	-	<10	<10	<10	<10	<10	<10	-	<10	<10	<10	<10	<10	58	
	>C12-C16 Aliphatics	µg/L	10	>SOL <sup>#23</sup>	See TPH	See TPH	See TPH	-	<10	<10	<10	<10	<10	<10	-	<10	<10	<10	<10	<10	<10	
	>C16-C21 Aliphatics	µg/L	10	NR <sup>#26</sup>	See TPH	See TPH	See TPH	-	<10	<10	<10	<10	<10	11	-	<10	<10	<10	32	<10	<10	
	>C21-C35 Aliphatics	µg/L	10	NR <sup>#26</sup>	See TPH	See TPH	See TPH	-	<10	11	52	19	13	<10	<10	-	20	26	16	310	<10	<10
	>C16-C35 Aliphatics	µg/L	10	NR <sup>#26</sup>				-	<10	-	-	-	-	-	-	-	-	-	-	-	<10	
	>C8-C40 Aliphatics	µg/L	10					-	-	16	57	23	15	24	22	-	28	56	28	398	-	<10
	Total Aliphatics >C12-C35	µg/L	10					-	<10	-	-	-	-	-	-	-	-	-	-	-	<10	
	>EC5-EC7 Aromatics	µg/L	5	910	See TPH	See TPH	See TPH	-	<10	<5	<100	<5	<100	<100	<5	-	<100	<100	<100	<100	<100	-
	>EC6-EC7 Aromatics	µg/L	10					-	-	-	-	-	-	-	-	-	-	-	-	-	<10	
	>EC7-EC8 Aromatics	µg/L	5	>SOL <sup>#23</sup>	See TPH	See TPH	See TPH	-	<10	<5	<100	<5	<100	<100	<5	-	<100	<100	<100	<100	<100	<10
	>EC8-EC10 Aromatics	µg/L	10	8900	See TPH	See TPH	See TPH	-	10	<10	<10	<10	<10	<10	-	<10	<10	<10	17	380	<10	
	>EC10-EC12 Aromatics	µg/L	10	8000	See TPH	See TPH	See TPH	-	<10	<10	<10	<10	<10	<10	-	<10	<10	<10	<10	<10	39	
	>EC8-EC40 Aromatics	µg/L	10					-	-	-	13	19	<10	-	-	-	13	99	11	115	-	
	>EC12-EC16 Aromatics	µg/L	10	>SOL <sup>#23</sup>	See TPH	See TPH	See TPH	-	<10	<10	<10	<10	<10	<10	-	<10	14	<10	20	11	<10	
	>EC16-EC21 Aromatics	µg/L	10	NR <sup>#26</sup>	See TPH	See TPH	See TPH	-	<10	<10	<10	<10	<10	<10	10	-	<10	10	<10	11	<10	
	>EC21-EC35 Aromatics	µg/L	10	NR <sup>#26</sup>	See TPH	See TPH	See TPH	-	<10	<10	<10	15	<10	13	11	-	<10	57	<10	42	<10	
	Total Aromatics >EC12-EC35	µg/L	10					-	<10	-	-	-	-	-	-	-	-	-	-	-	11	
	TPH >C5-C35 Aliphatics/Aromatics	µg/L	10	na <sup>#27</sup>	10 <sup>#28</sup>	150 <sup>#29</sup>	150 <sup>#29</sup>	-	15	-	-	-	-	-	-	-	-	-	-	-	1410	
TPH	>C5-C6	µg/L	100					-	-	<100	<100	<100	<100	<100	-	<100	<100	<100	<100	<100	-	
	>C6-C7	µg/L	100					-	-	<100	<100	<100	<100	<100	-	<100	<100	<100	<100	<100	-	
	>C7-C8	µg/L	100					-	-	<100	114	<100	<100	<100	-	<100	<100	<100	<100	<100	-	
	>C8-C10	µg/L	100					-	-	<100	217	<100	<100	251	<100	-	<100	<100	230	115	-	
	GRO	µg/L	100					-	-	<100	423	<100	<100	347	112	-	<100	<100	372	177	-	
	GRO >C5-12	µg/L	50					-	<50	-	-	-	-	-	-	-	-	-	-	-	1400	
BTEX and MTBE	Benzene	µg/L	1	910	1 <sup>#1</sup>	8 <sup>#3</sup>	10 <sup>#3</sup>	-	<1	<5	<5 - 1	<1	<1	<5 - 2	<1	-	<1	<1	<5 - 1	<1	<1	
	Toluene	µg/L	1	>SOL <sup>#23</sup>	700 <sup>#30</sup>	74 <sup>#3</sup>	74 <sup>#3</sup>	-	4 - 5.82	<1	<1	<1	<1	<5	<5	-	<1	<1	<5 - 2	<5 - 3	<4 - 3.1	
	Ethylbenzene	µg/L	1	55000	300 <sup>#30</sup>	20 <sup>#31</sup>	20 <sup>#31</sup>	-	<5 - 1.49	<5	<1	<1	<1	<1	<1	-	<1	<1	<1 - 5	<1	<1	
	Xylene (m & p)	µg/L	1	22500	250 <sup>#33</sup>	15 <sup>#34</sup>	15 <sup>#34</sup>	-	<8 - 4.71	<1	<1 - 77	<1	<1	<1	<1	-	<1	<1	<1 - 19	<1 - 37	<1	
	Xylene (o)	µg/L	1	22500	250 <sup>#33</sup>	15 <sup>#34</sup>	15 <sup>#34</sup>	-	2.46 - 4	<1	<1 - 7	<1	<1	<1	<1	-	<1	<1	<1	<1	<1	
	Xylene Total	µg/L	2	45000	500 <sup>#30</sup>	30 <sup>#4</sup>	30 <sup>#4</sup>	-	<11	<2	<2 - 84	<2	<2	<2 - 51	<2	-	<2	<1	<2 - 19	<2 - 37	<2	

				Location	BH07031	BH07031	BH07032	BH07034	BH07038	BH07038	BH07038	BH07046	BH07049	BH07049	BH07053	BH07053	BH07056	BH07056	BH07056	
				Sampled_Date	12/11/2020	02/12/2020	13/02/2020	18/03/2020	03/03/2020	18/03/2020	20/01/2020	05/03/2020	12/11/2020	30/04/2020	05/05/2020	30/04/2020	30/06/2020	14/07/2020		
				Sample_Depth	0.97	1.32	18	5.5	5.85	6	5	10.5	1.36	18	18	7	9	12.5		
				Avg																
Chem_Group	Analyte	Units	MDL	Arcadis GAC - Human Health - Residential	UK Drinking Water Standards	UK Estuaries and coastal waters EQS	UK Freshwater EQS													
	MTBE	µg/L	1	390000	15 <sup>#35</sup>	15 <sup>#35</sup>	15 <sup>#36</sup>	-	<1	<1	<1	<1	<1	<1	-	<1	<1	<1	<1	<1
	Total BTEX	µg/L	28					-	<28	-	-	-	-	-	-	-	-	-	-	<28
VOC	Styrene	µg/L	1			50 <sup>#4</sup>	50 <sup>#4</sup>	-	<1	<1	<1	-	<1	-	-	-	-	-	<1	<1
	cis-1,3-dichloropropene	µg/L	1					-	<1	<1	<1	-	<1	-	-	-	-	-	<1	<1
	trans-1,3-dichloropropene	µg/L	1					-	<1	<1	<1	-	<1	-	-	-	-	-	<1	<1
	1,1,1,2-tetrachloroethane	µg/L	1				70 <sup>#37</sup>	-	<1	<1	<1	-	<1	-	-	-	-	-	<1	<1
	1,1,1-trichloroethane	µg/L	1	270000	2000 <sup>#38</sup>	100 <sup>#4</sup>	100 <sup>#4</sup>	-	<1	<1	<1	-	<1	-	-	-	-	-	<1	<1
	1,1,2,2-tetrachloroethane	µg/L	1				70 <sup>#37</sup>	-	<1	<1	<1	-	<1	-	-	-	-	-	<1	<1
	1,1,2-trichloroethane	µg/L	1			300 <sup>#4</sup>	400 <sup>#4</sup>	-	<1	<1	<1	-	<1	-	-	-	-	-	<1	<1
	1,1-dichloroethane	µg/L	1	30000	2.8 <sup>#39</sup>			-	<1	<1	<1	-	<1	-	-	-	-	-	<1	<1
	1,1-dichloroethene	µg/L	1	14000	140 <sup>#40</sup>			-	<1	<1	<1	-	<1	-	-	-	-	-	<1	<1
	1,1-dichloropropene	µg/L	1					-	<1	<1	<1	-	<1	-	-	-	-	-	<1	<1
	1,2,3-trichloropropane	µg/L	1					-	<1	<1	<1	-	<1	-	-	-	-	-	<1	<1
	1,2,4-trimethylbenzene	µg/L	1					-	1.13	<1	<1	-	<1	-	-	-	-	-	<1	<1
	1,2-dibromo-3-chloropropane	µg/L	1					-	<1	<5	<5	-	<5	-	-	-	-	-	<5	<1
	1,2-dibromoethane	µg/L	1					-	<1	<1	<1	-	<1	-	-	-	-	-	<1	<1
	1,2-dichloroethane	µg/L	1	63	3 <sup>#1</sup>	10 <sup>#3</sup>	10 <sup>#3</sup>	-	<1	<1	<1	-	<1	-	-	-	-	-	<1	<1
	1,2-dichloropropane	µg/L	1					-	<1	<1	<1	-	<1	-	-	-	-	-	<1	<1
	1,3,5-trimethylbenzene	µg/L	1					-	<1	<1	<1	-	<1	-	-	-	-	-	<1	<1
	1,3-dichloropropane	µg/L	1					-	<1	<1	<1	-	<1	-	-	-	-	-	<1	<1
	2,2-dichloropropane	µg/L	1					-	<1	<1	<1	-	<1	-	-	-	-	-	<1	<1
	2-chlorotoluene	µg/L	1					-	<1	<1	<1	-	<1	-	-	-	-	-	<1	<1
	4-chlorotoluene	µg/L	1					-	<1	<1	<1	-	<1	-	-	-	-	-	<1	<1
	Bromobenzene	µg/L	1					-	<1	<1	<1	-	<1	-	-	-	-	-	<1	<1
	Bromochloromethane	µg/L	1					-	<1	<1	<1	-	<1	-	-	-	-	-	<1	<1
	Bromodichloromethane	µg/L	1		25 <sup>#41</sup>			-	<1	<1	<1	-	<1	-	-	-	-	-	<1	<1
	Bromoform	µg/L	1		25 <sup>#41</sup>			-	<1	<1	<1	-	<1	-	-	-	-	-	<1	<1
	Bromomethane	µg/L	1					-	<1	<1	<1	-	<1	-	-	-	-	-	<1	<1
	Carbon disulfide	µg/L	1					-	1.48	-	-	-	-	-	-	-	-	-	-	8.29
	Carbon tetrachloride	µg/L	1		3 <sup>#1</sup>	12 <sup>#3</sup>	12 <sup>#3</sup>	-	<1	<1	<1	-	<1	-	-	-	-	-	<1	<1

				Location	BH07031	BH07031	BH07032	BH07034	BH07038	BH07038	BH07046	BH07049	BH07049	BH07053	BH07053	BH07056	BH07056	BH07056	BH07056	
				Sampled_Date	12/11/2020	02/12/2020	13/02/2020	18/03/2020	03/03/2020	18/03/2020	20/01/2020	05/03/2020	12/11/2020	30/04/2020	05/05/2020	30/04/2020	30/06/2020	14/07/2020		
				Sample_Depth	0.97	1.32	18	5.5	5.85	6	5	10.5	1.36	18	18	7	9	12.5		
				Avg																
				Arcadis GAC - Human Health - Residential	UK Drinking Water Standards	UK Estuaries and coastal waters EQS	UK Freshwater EQS													
Chem_Group	Analyte	Units	MDL																	
	Chlorodibromomethane	µg/L	1		25 <sup>#41</sup>			-	<1	<1	<1	-	<1	-	-	-	-	-	<1	<1
	Chloroethane	µg/L	1					-	<1	<1	<1	-	<1	-	-	-	-	-	<1	<1
	Chloroform	µg/L	1	15000	25 <sup>#41</sup>	2.5 <sup>#3</sup>	2.5 <sup>#3</sup>	-	<1	<1	<1	-	<1	-	-	-	-	-	<1	<1
	Chloromethane	µg/L	1					-	<1	<1	<1	-	<1	-	-	-	-	-	<1	<1
	cis-1,2-dichloroethene	µg/L	1	2200	25 <sup>#42</sup>			-	<1	<1	<1	-	<1	-	-	-	-	-	<1	<1
	Dibromomethane	µg/L	1					-	<1	<1	<1	-	<1	-	-	-	-	-	<1	<1
	Dichlorodifluoromethane	µg/L	1					-	<1	<1	<1	-	<1	-	-	-	-	-	<1	<1
	Dichloromethane	µg/L	3			20 <sup>#3</sup>	20 <sup>#3</sup>	-	<3	-	-	-	-	-	-	-	-	-	-	<3
	Isopropylbenzene	µg/L	1					-	<1	<1	<1	-	<1	-	-	-	-	-	<1	<1
	n-butylbenzene	µg/L	1					-	<1	<1	<1	-	<1	-	-	-	-	-	<1	<1
	n-propylbenzene	µg/L	1					-	<1	<1	<1	-	<1	-	-	-	-	-	<1	<1
	p-isopropyltoluene	µg/L	1					-	<1	<1	<1	-	<1	-	-	-	-	-	<1	<1
	sec-butylbenzene	µg/L	1					-	<1	<1	<1	-	<1	-	-	-	-	-	<1	<1
	Trichloroethene	µg/L	1	260	5 <sup>#43</sup>	10 <sup>#3</sup>	10 <sup>#3</sup>	-	<1	<1	<1	-	<1	-	-	-	-	-	<1	<1
	tert-butylbenzene	µg/L	1					-	<1	<1	<1	-	<1	-	-	-	-	-	<1	<1
	Tetrachloroethene	µg/L	1	2700	5 <sup>#43</sup>	10 <sup>#3</sup>	10 <sup>#3</sup>	-	<1	<1	<1	-	<1	-	-	-	-	-	<1	<1
	trans-1,2-dichloroethene	µg/L	1	7100	25 <sup>#42</sup>			-	<1	<1	<1	-	<1	-	-	-	-	-	<1	<1
	Trichlorofluoromethane	µg/L	1					-	<1	<1	<1	-	<1	-	-	-	-	-	<1	<1
	Vinyl chloride	µg/L	1	97	0.5 <sup>#1</sup>			-	<1	<1	<1	-	<1	-	-	-	-	-	<1	<1
	tert-Amyl methyl ether	µg/L	1					-	<1	-	-	-	-	-	-	-	-	-	-	<1
VOC/SVOC	1,2,3-trichlorobenzene	µg/L	0.01			0.13 <sup>#44</sup>	0.13 <sup>#44</sup>	-	<1	<1	<0.01	<0.01	<0.01	-	-	-	-	-	<1	<1
	1,2,4-trichlorobenzene	µg/L	0.01			0.13 <sup>#44</sup>	0.13 <sup>#44</sup>	-	<1	<5	<5	-	<5	-	-	-	-	-	<5	<1
	1,2-dichlorobenzene	µg/L	1			6.7 <sup>#45</sup>	6.7 <sup>#45</sup>	-	<1	<5	<5	-	<5	-	-	-	-	-	<5	<1
	1,3,5-Trichlorobenzene	µg/L	0.01			0.13 <sup>#44</sup>	0.13 <sup>#44</sup>	-	<1	-	<0.01	<0.01	<0.01	-	-	-	-	-	-	<1
	1,3-dichlorobenzene	µg/L	1			6.7 <sup>#45</sup>	6.7 <sup>#45</sup>	-	<1	<1	<1	-	<1	-	-	-	-	-	<1	<1
	1,4-dichlorobenzene	µg/L	1			6.7 <sup>#45</sup>	6.7 <sup>#45</sup>	-	<1	<1	<1	-	<1	-	-	-	-	-	<1	<1
	Chlorobenzene	µg/L	1	2400	100 <sup>#46</sup>			-	<1	<1	<1	-	<1	-	-	-	-	-	<1	<1
	Hexachlorobutadiene	µg/L	0.01			0.6(MAC) <sup>#13</sup>	0.6(MAC) <sup>#13</sup>	-	<1	<5	<5	-	<5	-	-	-	-	-	<5	<1
SVOC	Benzyl alcohol	µg/L	5					-	-	-	<50	-	<5	-	-	-	-	-	<50	-
	Diphenyl ether	mg/L	0.002					-	-	-	<0.02	-	<0.002	-	-	-	-	-	<0.02	-

				Location	BH07031	BH07031	BH07032	BH07034	BH07038	BH07038	BH07046	BH07049	BH07049	BH07053	BH07053	BH07056	BH07056	BH07056	
				Sampled_Date	12/11/2020	02/12/2020	13/02/2020	18/03/2020	03/03/2020	18/03/2020	20/01/2020	05/03/2020	12/11/2020	30/04/2020	05/05/2020	30/04/2020	30/06/2020	14/07/2020	
				Sample_Depth	0.97	1.32	18	5.5	5.85	6	5	10.5	1.36	18	18	7	9	12.5	
				Avg															
				Arcadis GAC - Human Health - Residential	UK Drinking Water Standards	UK Estuaries and coastal waters EQS	UK Freshwater EQS												
Chem_Group	Analyte	Units	MDL																
	4-bromophenyl phenyl ether	µg/L	1					-	<100	-	<50	-	<5	-	-	-	-	<50	<20
	4-nitroaniline	µg/L	1					-	<100	-	<50	-	<5	-	-	-	-	<50	<20
	4-nitrophenol	µg/L	1					-	<100	-	<500	-	<50	-	-	-	-	<500	<20
	1,1-Biphenyl	µg/L	2			25	25 <sup>93</sup>	-	-	-	<20	-	<2	-	-	-	-	<20	-
	1,2,3,4-tetrachlorobenzene	µg/L	0.01					-	-	-	<0.01	<0.01	<0.01	-	-	-	-	-	-
	1-Methylnaphthalene	µg/L	2					-	-	-	<20	-	<2	-	-	-	-	<20	-
	2,4,5-trichlorophenol	µg/L	1					-	<100	-	<200	-	<20	-	-	-	-	<200	<20
	2,4,6-trichlorophenol	µg/L	1					-	<100	-	<200	-	<20	-	-	-	-	<200	<20
	2,4-dichlorophenol	µg/L	1			0.42 <sup>93</sup>	4.2 <sup>93</sup>	-	<100	-	<200	-	<20	-	-	-	-	<200	<20
	2,4-dimethylphenol	µg/L	1					-	<100	-	<200	-	<20	-	-	-	-	<200	<20
	2,4-dinitrophenol	µg/L	10					-	-	-	<100	-	<10	-	-	-	-	<100	-
	2,4-dinitrotoluene	µg/L	1					-	<100	-	<50	-	<5	-	-	-	-	136	<20
	2,6-dinitrotoluene	µg/L	1					-	<100	-	<50	-	<5	-	-	-	-	<50	<20
	2-chloronaphthalene	µg/L	1					-	<100	-	<20	-	<2	-	-	-	-	<20	<20
	2-chlorophenol	µg/L	1			50 <sup>94</sup>	50 <sup>94</sup>	-	<100	-	<200	-	<20	-	-	-	-	<200	<20
	2-methylnaphthalene	µg/L	1					-	<100	-	<20	-	<2	-	-	-	-	<20	<20
	2-methylphenol	µg/L	1					-	<100	-	<50	-	<5	-	-	-	-	<50	<20
	2-nitroaniline	µg/L	1					-	<100	-	<50	-	<5	-	-	-	-	<50	<20
	2-nitrophenol	µg/L	1					-	<100	-	<200	-	<20	-	-	-	-	<200	<20
	3-nitroaniline	µg/L	1					-	<100	-	<50	-	<5	-	-	-	-	<50	<20
	4,6-Dinitro-2-methylphenol	µg/L	50					-	-	-	<500	-	<50	-	-	-	-	<500	-
	4-chloro-3-methylphenol	µg/L	1			40 <sup>94</sup>	40 <sup>94</sup>	-	<100	-	<50	-	<5	-	-	-	-	<50	<20
	4-chloroaniline	µg/L	1					-	<100	-	<50	-	<5	-	-	-	-	<50	<20
	4-chlorophenol	µg/L	20			50 <sup>94</sup>	50 <sup>94</sup>	-	-	-	<200	-	<20	-	-	-	-	<200	-
	4-chlorophenyl phenyl ether	µg/L	1					-	<100	-	<50	-	<5	-	-	-	-	<50	<20
	4-methylphenol	µg/L	1					-	<100	-	-	-	-	-	-	-	-	-	308
	Azobenzene	µg/L	1					-	<100	-	<500	-	<50	-	-	-	-	<500	<20
	Benzoic Acid	µg/L	100					-	-	-	<1000	-	<100	-	-	-	-	<1000	-
	Bis(2-chloroethoxy) methane	µg/L	1					-	<100	-	<50	-	<5	-	-	-	-	<50	<20
	Bis(2-chloroethyl)ether	µg/L	1					-	<100	-	<50	-	<5	-	-	-	-	<50	<20

				Location	BH07031	BH07031	BH07032	BH07034	BH07038	BH07038	BH07046	BH07049	BH07049	BH07053	BH07053	BH07056	BH07056	BH07056	
				Sampled Date	12/11/2020	02/12/2020	13/02/2020	18/03/2020	03/03/2020	18/03/2020	20/01/2020	05/03/2020	12/11/2020	30/04/2020	05/05/2020	30/04/2020	30/06/2020	14/07/2020	
				Sample Depth	0.97	1.32	18	5.5	5.85	6	5	10.5	1.36	18	18	7	9	12.5	
				Avg															
				Arcadis GAC - Human Health - Residential	UK Drinking Water Standards	UK Estuaries and coastal waters EQS	UK Freshwater EQS												
Chem_Group	Analyte	Units	MDL																
	Bis(2-chloroisopropyl) ether	µg/L	5					<50		<5							<50		
	Bis(2-ethylhexyl) phthalate	µg/L	2			1.3 <sup>#3</sup>	1.3 <sup>#3</sup>	<200		<50		<5					<50	<40	
	Butyl benzyl phthalate	µg/L	1			0.75 <sup>#3</sup>	7.5 <sup>#3</sup>	<100		<50		<5					<50	<20	
	Carbazole	µg/L	1					<100		<500		<50					<500	<20	
	Dibenzofuran	µg/L	1					<100		<50		<5					<50	<20	
	Diethylphthalate	µg/L	1			200 <sup>#4</sup>	200 <sup>#4</sup>	<100		<50		<5					<50	<20	
	Dimethyl phthalate	µg/L	1			800 <sup>#4</sup>	800 <sup>#4</sup>	<100		<50		<5					<50	<20	
	Di-n-butyl phthalate	µg/L	1			8 <sup>#4</sup>	8 <sup>#4</sup>	<100		<50		<5					52	<20	
	Di-n-octyl phthalate	µg/L	2			20 <sup>#4</sup>	20 <sup>#4</sup>	<500		<20		<2					<20	<100	
	Hexachlorobenzene	µg/L	0.01			0.05(MAC) <sup>#13</sup>	0.05(MAC) <sup>#13</sup>	<100		<0.01	<0.01	<0.01					<50	<20	
	Hexachlorocyclopentadiene	µg/L	1					<100		<50		<5					<50	<20	
	Hexachloroethane	µg/L	1					<100		<50		<5					<50	<20	
	Isophorone	µg/L	1					<100		<50		<5					<50	<20	
	Nitrobenzene	µg/L	1					<100		<50		<5					<50	<20	
	N-nitrosodi-n-propylamine	µg/L	1					<100		<50		<5					79	<20	
	n-Nitrosodiphenylamine	µg/L	5					<50		<50		<5					<50		
	Pentachlorobenzene	µg/L	0.01			0.0007 <sup>#3</sup>	0.007 <sup>#3</sup>			<0.01	<0.01	<0.01							
	Pentachloronitrobenzene	µg/L	0.01																
	Pentachlorophenol	µg/L	1			0.4 <sup>#3</sup>	0.4 <sup>#3</sup>	<100		<500		<50					<500	<20	
PCB	Heptachlorobiphenyl, 2,3,3,4,4,5,5- (PCB 189)	µg/L	0.01							<0.01		<0.04		<0.01		<0.01	<0.04	<0.015	
	Hexachlorobiphenyl, 2,3,3,4,4,5- (PCB 156)	µg/L	0.01							<0.01		<0.04		<0.01		<0.01	<0.04	<0.015	
	Hexachlorobiphenyl, 2,3,3,4,4,5- (PCB 157)	µg/L	0.01							<0.01		<0.04		<0.01		<0.01	<0.04	<0.015	
	Hexachlorobiphenyl, 2,3,4,4,5,5- (PCB 167)	µg/L	0.01							<0.01		<0.04		<0.01		<0.01	<0.04	<0.015	
	Hexachlorobiphenyl, 3,3,4,4,5,5- (PCB 169)	µg/L	0.01							<0.01		<0.04		<0.01		<0.01	<0.04	<0.015	
	PCB 101	µg/L	0.01							<0.01		<0.04				<0.01	<0.04	<0.015	
	PCB 118	µg/L	0.01							<0.01		<0.04				<0.01	<0.04	<0.015	
	PCB 138	µg/L	0.01							<0.01		<0.04				<0.01	<0.04	<0.015	
	PCB 153	µg/L	0.01							<0.01		<0.04				<0.01	<0.04	<0.015	
	PCB 180	µg/L	0.01							<0.01		<0.04				<0.01	<0.04	<0.015	
	PCB 28	µg/L	0.01							<0.01		<0.04				<0.01	<0.04	<0.015	

				Location	BH07031	BH07031	BH07032	BH07034	BH07038	BH07038	BH07038	BH07046	BH07049	BH07049	BH07053	BH07053	BH07056	BH07056	BH07056	
				Sampled_Date	12/11/2020	02/12/2020	13/02/2020	18/03/2020	03/03/2020	18/03/2020	20/01/2020	05/03/2020	12/11/2020	30/04/2020	05/05/2020	30/04/2020	30/06/2020	14/07/2020		
				Time																
				Sample_Depth	0.97	1.32	18	5.5	5.85	6	5	10.5	1.36	18	18	7	9	12.5		
				Avg																
				Arcadis GAC - Human Health - Residential	UK Drinking Water Standards	UK Estuaries and coastal waters EQS	UK Freshwater EQS													
Chem_Group	Analyte	Units	MDL																	
	PCB 52	µg/L	0.01	-	-	-	<0.01	-	<0.04	-	-	-	-	<0.01	<0.04	<0.01	<0.04	<0.01	<0.015	
	Pentachlorobiphenyl, 2,3,3,4,4,- (PCB 105)	µg/L	0.01	-	-	-	<0.01	-	<0.04	-	<0.01	-	<0.01	<0.01	<0.04	<0.01	<0.04	<0.01	<0.015	
	Pentachlorobiphenyl, 2,3,4,4,5- (PCB 114)	µg/L	0.01	-	-	-	<0.01	-	<0.04	-	<0.01	-	<0.01	<0.01	<0.04	<0.01	<0.04	<0.01	<0.015	
	Pentachlorobiphenyl, 2,3,4,4,5- (PCB 123)	µg/L	0.01	-	-	-	<0.01	-	<0.04	-	<0.01	-	<0.01	<0.01	<0.04	<0.01	<0.04	<0.01	<0.015	
	Pentachlorobiphenyl, 3,3,4,4,5- (PCB 126)	µg/L	0.01	-	-	-	<0.01	-	<0.04	-	<0.01	-	<0.01	<0.01	<0.04	<0.01	<0.04	<0.01	<0.015	
	Tetrachlorobiphenyl, 3,3,4,4- (PCB 77)	µg/L	0.01	-	-	-	<0.01	-	<0.04	-	<0.01	-	<0.01	<0.01	<0.04	<0.01	<0.04	<0.01	<0.015	
	Tetrachlorobiphenyl, 3,4,4,5- (PCB 81)	µg/L	0.01	-	-	-	<0.01	-	<0.04	-	<0.01	-	<0.01	<0.01	<0.04	<0.01	<0.04	<0.01	<0.015	
	Total PCB 7 Congeners	µg/L	0.105	-	-	-	-	-	-	-	-	-	-	-	-	-	-	-	<0.105	
Phenolics	Xylenols (Filtered)	µg/L	0.5	-	1.04	-	-	-	-	-	-	-	-	-	-	-	-	-	-	13.2
	3-&4-methylphenol	µg/L	20	-	-	-	<200	-	<20	-	-	-	-	-	-	-	-	345	-	
	Trimethylphenols	µg/L	0.5	-	-	-	-	-	-	-	-	-	-	-	-	-	-	-	-	
	Trimethylphenols (Filtered)	µg/L	0.5	-	-	<0.5	358	<0.5	<0.5	6.7	<2.5	-	<5	<50	<5	<25	-	-		
	Cresol Total	µg/L	0.5	-	-	-	-	-	-	-	-	-	-	-	-	-	-	-		
	Cresol Total (Filtered)	µg/L	0.5	-	12.4	<0.5	447	2.6	3.5	72.3	4	-	<5	<50	6.7	1681.1	<0.5	-		
	Dimethylphenols	µg/L	0.5	-	-	-	-	-	-	-	-	-	-	-	-	-	-	-		
	Dimethylphenols (Filtered)	µg/L	0.5	-	-	<0.5	582.6	<0.5	1.4	32.6	<2.5	-	<5	<50	<5	78.5	-	-		
	Phenol	µg/L	0.5	1200000	5800 <sup>#39</sup>	7.7 <sup>#3</sup>	7.7 <sup>#3</sup>	-	<100	<200	<20	-	-	-	-	<200	30.5	-		
	Phenol (Filtered)	µg/L	0.5	1200000	5800 <sup>#39</sup>	7.7 <sup>#3</sup>	7.7 <sup>#3</sup>	-	<0.5	<0.5	1639.5	0.5	5.47	47.3	5.6	<5	<50	3.2	89.3	<0.5
	Phenols Monohydric (Filtered)	µg/L	0.5	-	13.4	-	-	-	-	-	-	-	-	-	-	-	-	-	13.2	
PFAS	Branched PFOS	µg/L	0.002	-	-	-	-	-	-	-	-	-	-	-	-	-	-	-	-	
	Linear PFOS(Perfluoro-1-octanesulfonate)	µg/l	0.0013	-	-	-	-	-	-	-	-	-	-	-	-	-	-	-	-	
	Perfluoro-1-butanesulfonate	µg/L	0.002	-	-	-	-	-	-	-	-	-	-	-	-	-	-	-	-	
	Perfluoro-1-hexanesulfonate	µg/L	0.002	-	-	-	-	-	-	-	-	-	-	-	-	-	-	-	-	
	Perfluorooctanoate (PFOA)	µg/L	0.0013	-	-	0.01 <sup>#47</sup>	-	-	-	-	-	-	-	-	-	-	-	-	-	
	Perfluoro-1-decanesulfonate	µg/L	0.002	-	-	-	-	-	-	-	-	-	-	-	-	-	-	-	-	
	Perfluoro-1-heptanesulfonate	µg/L	0.002	-	-	-	-	-	-	-	-	-	-	-	-	-	-	-	-	
	Perfluoro-n-butanoic acid	µg/L	0.004	-	-	-	-	-	-	-	-	-	-	-	-	-	-	-	-	
	Perfluoro-n-decanoic acid	µg/L	0.002	-	-	-	-	-	-	-	-	-	-	-	-	-	-	-	-	
	Perfluoro-n-heptanoic acid	µg/L	0.002	-	-	-	-	-	-	-	-	-	-	-	-	-	-	-	-	
	Perfluoro-n-hexanoic acid	µg/L	0.002	-	-	-	-	-	-	-	-	-	-	-	-	-	-	-	-	

				Location	BH07031	BH07031	BH07032	BH07034	BH07038	BH07038	BH07046	BH07049	BH07049	BH07053	BH07053	BH07056	BH07056	BH07056	BH07056		
				Sampled Date	12/11/2020	02/12/2020	13/02/2020	18/03/2020	03/03/2020	18/03/2020	20/01/2020	05/03/2020	12/11/2020	30/04/2020	05/05/2020	30/04/2020	30/06/2020	14/07/2020			
				Sample Depth	0.97	1.32	18	5.5	5.85	6	5	10.5	1.36	18	18	7	9	12.5			
				Avg																	
				Arcadis GAC - Human Health - Residential	UK Drinking Water Standards	UK Estuaries and coastal waters EQS	UK Freshwater EQS														
Chem_Group	Analyte	Units	MDL																		
	Perfluoro-n-pentanoic acid	µg/L	0.002	-	-	-	-	-	-	-	-	-	-	-	-	-	-	-	-		
	Perfluoro-n-dodecanoic acid	µg/L	0.002	-	-	-	-	-	-	-	-	-	-	-	-	-	-	-	-		
	Perfluoro-n-nonanoic acid	µg/L	0.002	-	-	-	-	-	-	-	-	-	-	-	-	-	-	-	-		
	Perfluoro-n-undecanoic acid	µg/L	0.002	-	-	-	-	-	-	-	-	-	-	-	-	-	-	-	-		
	Perfluorooctanesulfonamide	µg/L	0.004	-	-	-	-	-	-	-	-	-	-	-	-	-	-	-	-		
	Total PFOS	µg/L	0.002		0.01 <sup>#47</sup>	0.00013 <sup>#48</sup>	0.00065 <sup>#48</sup>	-	-	-	-	-	-	-	-	-	-	-	-		
Organotins	Tributyltin	µg/L	0.001			0.0002 <sup>#3</sup>	0.0002 <sup>#3</sup>	-	-	-	<0.1	-	<0.1	-	<0.02	-	<0.1	<0.1	<0.1	<0.4	<0.006
Pesticides	1-(3,4-Dichlorophenyl) urea (DCPU)	µg/l		-	-	-	-	-	-	-	-	-	-	-	-	-	-	-	-		
	2-(4-Chlorophenoxy)propionic acid, 4-CPP	µg/l		-	-	-	-	-	-	-	-	-	-	-	-	-	-	-	-		
	2-amino-N-(isopropyl)benzamide	µg/l		-	-	-	-	-	-	-	-	-	-	-	-	-	-	-	-		
	2-Chloro-2,6-diethylacetanilide	µg/l		-	-	-	-	-	-	-	-	-	-	-	-	-	-	-	-		
	Acibenzolar-S-methyl	µg/l		-	-	-	-	-	-	-	-	-	-	-	-	-	-	-	-		
	Aminopyralid	µg/l		-	-	-	-	-	-	-	-	-	-	-	-	-	-	-	-		
	Azoxystrobin	µg/L		-	-	-	-	-	-	-	-	-	-	-	-	-	-	-	-		
	BAM	µg/l		-	-	-	-	-	-	-	-	-	-	-	-	-	-	-	-		
	Benalaxyl	µg/l		-	-	-	-	-	-	-	-	-	-	-	-	-	-	-	-		
	Bentazone methyl	µg/l		-	-	-	-	-	-	-	-	-	-	-	-	-	-	-	-		
	Bifenox	µg/L		-	-	-	-	-	-	-	-	-	-	-	-	-	-	-	-		
	Bitertanol	µg/l		-	-	-	-	-	-	-	-	-	-	-	-	-	-	-	-		
	Boscalid	µg/l		-	-	-	-	-	-	-	-	-	-	-	-	-	-	-	-		
	Cadusafos	µg/l		-	-	-	-	-	-	-	-	-	-	-	-	-	-	-	-		
	Carfentrazone-ethyl	µg/L		-	-	-	-	-	-	-	-	-	-	-	-	-	-	-	-		
	Chloridazon-desphenyl	µg/l		-	-	-	-	-	-	-	-	-	-	-	-	-	-	-	-		
	Chloridazon-methyl desphenyl	µg/l		-	-	-	-	-	-	-	-	-	-	-	-	-	-	-	-		
	Chlorotoluron-desmethyl	µg/l		-	-	-	-	-	-	-	-	-	-	-	-	-	-	-	-		
	Chlorpropham	µg/L		-	-	-	-	-	-	-	-	-	-	-	-	-	-	-	-		
	Clodinafop	µg/l		-	-	-	-	-	-	-	-	-	-	-	-	-	-	-	-		
	Clomeprop	µg/l		-	-	-	-	-	-	-	-	-	-	-	-	-	-	-	-		
	Crimidine	µg/l		-	-	-	-	-	-	-	-	-	-	-	-	-	-	-	-		
	Cybutryme (Irgarol)	µg/l		-	-	-	-	-	-	-	-	-	-	-	-	-	-	-	-		

				Location	BH07031	BH07031	BH07032	BH07034	BH07038	BH07038	BH07046	BH07049	BH07049	BH07053	BH07053	BH07056	BH07056	BH07056	
				Sampled Date	12/11/2020	02/12/2020	13/02/2020	18/03/2020	03/03/2020	18/03/2020	20/01/2020	05/03/2020	12/11/2020	30/04/2020	05/05/2020	30/04/2020	30/06/2020	14/07/2020	
				Sample Depth	0.97	1.32	18	5.5	5.85	6	5	10.5	1.36	18	18	7	9	12.5	
				Avg															
				Arcadis GAC - Human Health - Residential	UK Drinking Water Standards	UK Estuaries and coastal waters EQS	UK Freshwater EQS												
Chem_Group	Analyte	Units	MDL																
	Cyprazine	µg/l		-	-	-	-	-	-	-	-	-	-	-	-	-	-	-	
	Cyprodinil	µg/L		-	-	-	-	-	-	-	-	-	-	-	-	-	-	-	
	Dichlofenthion	µg/l		-	-	-	-	-	-	-	-	-	-	-	-	-	-	-	
	Dichlormid	µg/l		-	-	-	-	-	-	-	-	-	-	-	-	-	-	-	
	Diethofencarb	µg/l		-	-	-	-	-	-	-	-	-	-	-	-	-	-	-	
	Difenacoum	µg/l		-	-	-	-	-	-	-	-	-	-	-	-	-	-	-	
	Dimefuron	µg/l		-	-	-	-	-	-	-	-	-	-	-	-	-	-	-	
	Dimethachlo	µg/l		-	-	-	-	-	-	-	-	-	-	-	-	-	-	-	
	Dimethenamid	µg/l		-	-	-	-	-	-	-	-	-	-	-	-	-	-	-	
	Dimethomorph	µg/l		-	-	-	-	-	-	-	-	-	-	-	-	-	-	-	
	Dinoterb	µg/l		-	-	-	-	-	-	-	-	-	-	-	-	-	-	-	
	Diuron desmethyl (DCPMU)	µg/l		-	-	-	-	-	-	-	-	-	-	-	-	-	-	-	
	Epoxiconazole	µg/l		-	-	-	-	-	-	-	-	-	-	-	-	-	-	-	
	Etrimpfos	µg/L	0.01	-	-	-	<0.01	<0.01	<0.01	-	-	-	-	-	-	-	-	-	
	Fenoxaprop	µg/l		-	-	-	-	-	-	-	-	-	-	-	-	-	-	-	
	Fenpropidin	µg/l		-	-	-	-	-	-	-	-	-	-	-	-	-	-	-	
	Fenuron	µg/l		-	-	-	-	-	-	-	-	-	-	-	-	-	-	-	
	Fipronil	µg/L		-	-	-	-	-	-	-	-	-	-	-	-	-	-	-	
	Florasulam	µg/l		-	-	-	-	-	-	-	-	-	-	-	-	-	-	-	
	Fluazifop	µg/l		-	-	-	-	-	-	-	-	-	-	-	-	-	-	-	
	Fluazifop-P-butyl	µg/L		-	-	-	-	-	-	-	-	-	-	-	-	-	-	-	
	Foramsulfuron	µg/l		-	-	-	-	-	-	-	-	-	-	-	-	-	-	-	
	Furathiocarb	µg/l		-	-	-	-	-	-	-	-	-	-	-	-	-	-	-	
	Haloxifop	µg/l		-	-	-	-	-	-	-	-	-	-	-	-	-	-	-	
	Haloxifop-p-methyl	µg/l		-	-	-	-	-	-	-	-	-	-	-	-	-	-	-	
	Heptachlor epoxide	µg/L	0.01	-	-	-	<0.01	<0.01	<0.01	-	-	-	-	-	-	-	-	-	
	Imazamox	µg/l		-	-	-	-	-	-	-	-	-	-	-	-	-	-	-	
	Indoxacarb	µg/L		-	-	-	-	-	-	-	-	-	-	-	-	-	-	-	
	Isoproturon-desmethyl	µg/l		-	-	-	-	-	-	-	-	-	-	-	-	-	-	-	
	Isoproturon-monodesmethyl	µg/l		-	-	-	-	-	-	-	-	-	-	-	-	-	-	-	



				Location	BH07031	BH07031	BH07032	BH07034	BH07038	BH07038	BH07046	BH07049	BH07049	BH07053	BH07053	BH07056	BH07056	BH07056	
				Sampled_Date	12/11/2020	02/12/2020	13/02/2020	18/03/2020	03/03/2020	18/03/2020	20/01/2020	05/03/2020	12/11/2020	30/04/2020	05/05/2020	30/04/2020	30/06/2020	14/07/2020	
				Sample_Depth	0.97	1.32	18	5.5	5.85	6	5	10.5	1.36	18	18	7	9	12.5	
				Avg															
				Arcadis GAC - Human Health - Residential	UK Drinking Water Standards	UK Estuaries and coastal waters EQS	UK Freshwater EQS												
Chem_Group	Analyte	Units	MDL																
	Isopyrazam	µg/l		-	-	-	-	-	-	-	-	-	-	-	-	-	-	-	
	Kresoxim-methyl	µg/l		-	-	-	-	-	-	-	-	-	-	-	-	-	-	-	
	Malaoxon	µg/l		-	-	-	-	-	-	-	-	-	-	-	-	-	-	-	
	Mandipropamid	µg/l		-	-	-	-	-	-	-	-	-	-	-	-	-	-	-	
	Mecarbam	µg/l		-	-	-	-	-	-	-	-	-	-	-	-	-	-	-	
	Mesotrione	µg/l		-	-	-	-	-	-	-	-	-	-	-	-	-	-	-	
	Metconazole	µg/l		-	-	-	-	-	-	-	-	-	-	-	-	-	-	-	
	Methacriphos	µg/L	0.01	-	-	-	<0.01	<0.01	<0.01	-	-	-	-	-	-	-	-	-	
	Metribuzin-desamino	µg/l		-	-	-	-	-	-	-	-	-	-	-	-	-	-	-	
	Naptalam	µg/l		-	-	-	-	-	-	-	-	-	-	-	-	-	-	-	
	Nicosulfuron	µg/l		-	-	-	-	-	-	-	-	-	-	-	-	-	-	-	
	Nuarimol	µg/l		-	-	-	-	-	-	-	-	-	-	-	-	-	-	-	
	Oxadixyl	µg/l		-	-	-	-	-	-	-	-	-	-	-	-	-	-	-	
	Paraoxon-ethyl	µg/l		-	-	-	-	-	-	-	-	-	-	-	-	-	-	-	
	Parathion-ethyl	µg/l		-	-	-	-	-	-	-	-	-	-	-	-	-	-	-	
	Penconazole	µg/l		-	-	-	-	-	-	-	-	-	-	-	-	-	-	-	
	Pencycuron	µg/l		-	-	-	-	-	-	-	-	-	-	-	-	-	-	-	
	Phosphamidon II (E)	µg/l	0.01	-	-	-	-	-	-	-	-	-	-	-	-	-	-	-	
	Pretilachlor	µg/l		-	-	-	-	-	-	-	-	-	-	-	-	-	-	-	
	Primisulfuron-methyl	µg/l		-	-	-	-	-	-	-	-	-	-	-	-	-	-	-	
	Prodiamine	µg/l		-	-	-	-	-	-	-	-	-	-	-	-	-	-	-	
	Propaquizafop	µg/l		-	-	-	-	-	-	-	-	-	-	-	-	-	-	-	
	Propetamphos	µg/L	0.01	-	-	-	0.03 <sup>64</sup>	0.03 <sup>64</sup>	<0.01	<0.01	<0.01	-	-	-	-	-	-	-	
	Prosulfocarb	µg/l		-	-	-	-	-	-	-	-	-	-	-	-	-	-	-	
	Prothioconazole	µg/l		-	-	-	-	-	-	-	-	-	-	-	-	-	-	-	
	Pyribenzoxim	µg/l		-	-	-	-	-	-	-	-	-	-	-	-	-	-	-	
	Quinmerac	µg/l		-	-	-	-	-	-	-	-	-	-	-	-	-	-	-	
	Quizalofop	µg/l		-	-	-	-	-	-	-	-	-	-	-	-	-	-	-	
	Rimsulfuron	µg/l		-	-	-	-	-	-	-	-	-	-	-	-	-	-	-	
	Sebuthylazine	µg/l		-	-	-	-	-	-	-	-	-	-	-	-	-	-	-	

				Location	BH07031	BH07031	BH07032	BH07034	BH07038	BH07038	BH07046	BH07049	BH07049	BH07053	BH07053	BH07056	BH07056	BH07056	
				Sampled Date	12/11/2020	02/12/2020	13/02/2020	18/03/2020	03/03/2020	18/03/2020	20/01/2020	05/03/2020	12/11/2020	30/04/2020	05/05/2020	30/04/2020	30/06/2020	14/07/2020	
				Sample Depth	0.97	1.32	18	5.5	5.85	6	5	10.5	1.36	18	18	7	9	12.5	
				Avg															
				Arcadis GAC - Human Health - Residential	UK Drinking Water Standards	UK Estuaries and coastal waters EQS	UK Freshwater EQS												
Chem_Group	Analyte	Units	MDL																
	Simazine-2-hydroxy	µg/l		-	-	-	-	-	-	-	-	-	-	-	-	-	-	-	
	Sodium Acifluorfen	µg/L		-	-	-	-	-	-	-	-	-	-	-	-	-	-	-	
	Sulfosulfuron	µg/l		-	-	-	-	-	-	-	-	-	-	-	-	-	-	-	
	Tecnazene	µg/L	0.01				1 <sup>nd</sup>	1 <sup>st</sup>	<0.01	<0.01	<0.01	-	-	-	-	-	-	-	
	Teflubenzuron	µg/l		-	-	-	-	-	-	-	-	-	-	-	-	-	-	-	
	Terbutylazine-desethyl	µg/l		-	-	-	-	-	-	-	-	-	-	-	-	-	-	-	
	Terbutylazine-desethyl-2-hydroxy	µg/l		-	-	-	-	-	-	-	-	-	-	-	-	-	-	-	
	Terbutylazine-hydroxy	µg/l		-	-	-	-	-	-	-	-	-	-	-	-	-	-	-	
	Thiabendazole	µg/L					5 <sup>th</sup>	5 <sup>th</sup>	-	-	-	-	-	-	-	-	-	-	
	Thiamethoxam	µg/L		-	-	-	-	-	-	-	-	-	-	-	-	-	-	-	
	Tribenuron-methyl	µg/L		-	-	-	-	-	-	-	-	-	-	-	-	-	-	-	
	Trietazine	µg/L	0.01	-	-	-	-	-	-	-	-	-	-	-	-	-	-	-	
	Trifloxysulfuron-sodium	µg/l		-	-	-	-	-	-	-	-	-	-	-	-	-	-	-	
	Triflusulfuron-methyl	µg/l		-	-	-	-	-	-	-	-	-	-	-	-	-	-	-	
	Triforine	µg/l		-	-	-	-	-	-	-	-	-	-	-	-	-	-	-	
	Triticonazole	µg/l		-	-	-	-	-	-	-	-	-	-	-	-	-	-	-	
	Desmetryn	mg/L		-	-	-	-	-	-	-	-	-	-	-	-	-	-	-	
	Simetryn	mg/L		-	-	-	-	-	-	-	-	-	-	-	-	-	-	-	
	Clothianidin	µg/L		-	-	-	-	-	-	-	-	-	-	-	-	-	-	-	
	Cymoxanil	µg/L		-	-	-	-	-	-	-	-	-	-	-	-	-	-	-	
	Fluazifop-butyl	µg/L		-	-	-	-	-	-	-	-	-	-	-	-	-	-	-	
	Imazamethabenz-methyl	µg/L		-	-	-	-	-	-	-	-	-	-	-	-	-	-	-	
	Mesosulfuron-methyl	µg/L		-	-	-	-	-	-	-	-	-	-	-	-	-	-	-	
	Metamitron	µg/L		-	-	-	-	-	-	-	-	-	-	-	-	-	-	-	
	Melbromuron	µg/L		-	-	-	-	-	-	-	-	-	-	-	-	-	-	-	
	Monuron	µg/L		-	-	-	-	-	-	-	-	-	-	-	-	-	-	-	
	Secbumeton	µg/L		-	-	-	-	-	-	-	-	-	-	-	-	-	-	-	
	Spiroxamine	µg/L		-	-	-	-	-	-	-	-	-	-	-	-	-	-	-	
	Clomazon	µg/L		-	-	-	-	-	-	-	-	-	-	-	-	-	-	-	
	Metazachlor	µg/L	0.01	-	-	-	-	-	-	-	-	-	-	-	-	-	-	-	

				Location	BH07031	BH07031	BH07032	BH07034	BH07038	BH07038	BH07046	BH07049	BH07049	BH07053	BH07053	BH07056	BH07056	BH07056	
				Sampled Date	12/11/2020	02/12/2020	13/02/2020	18/03/2020	03/03/2020	18/03/2020	20/01/2020	05/03/2020	12/11/2020	30/04/2020	05/05/2020	30/04/2020	30/06/2020	14/07/2020	
				Sample Depth	0.97	1.32	18	5.5	5.85	6	5	10.5	1.36	18	18	7	9	12.5	
				Avg															
				Arcadis GAC - Human Health - Residential	UK Drinking Water Standards	UK Estuaries and coastal waters EQS	UK Freshwater EQS												
Chem_Group	Analyte	Units	MDL																
	Methabenzthiazuran	µg/L		-	-	-	-	-	-	-	-	-	-	-	-	-	-	-	
	Iprovalicarb	µg/L		-	-	-	-	-	-	-	-	-	-	-	-	-	-	-	
	Chloroxuron	µg/L		-	-	-	-	-	-	-	-	-	-	-	-	-	-	-	
	Neburon	µg/L		-	-	-	-	-	-	-	-	-	-	-	-	-	-	-	
	Metribuzin	µg/L		-	-	-	-	-	-	-	-	-	-	-	-	-	-	-	
	2,3,6-Trichlorobenzoic Acid (Tba)	µg/L		-	-	-	-	-	-	-	-	-	-	-	-	-	-	-	
	2,4,5-Trichlorophenoxy Acetic Acid	µg/L		-	-	-	-	-	-	-	-	-	-	-	-	-	-	-	
	2,4,5-TP (Silvex)	µg/L		-	-	-	-	-	-	-	-	-	-	-	-	-	-	-	
	Pyrimethanil	µg/L		-	-	-	-	-	-	-	-	-	-	-	-	-	-	-	
	Hedonal	µg/L					0.3 <sup>#3</sup>	0.3 <sup>#3</sup>	-	-	-	-	-	-	-	-	-	-	
	2,4-DDT	µg/L	0.01				0.00625 <sup>#49</sup>	0.00625 <sup>#49</sup>	-	-	<0.01	<0.01	<0.01	-	-	-	-	-	
	Propachlor	µg/L	0.01						-	-	-	-	-	-	-	-	-	-	
	Propamocarb	µg/L							-	-	-	-	-	-	-	-	-	-	
	2,4-Dichlorprop	µg/L							-	-	-	-	-	-	-	-	-	-	
	3-Hydroxy Carbofuran	µg/L							-	-	-	-	-	-	-	-	-	-	
	4-(2,4-Dichlorophenoxy)butyric Acid (2,4-DB)	µg/L							-	-	-	-	-	-	-	-	-	-	
	4,4-DDE	µg/L	0.01				0.00625 <sup>#49</sup>	0.00625 <sup>#49</sup>	-	-	<0.01	<0.01	<0.01	-	-	-	-	-	
	4-Bromo-3,5-dimethylphenyl-N-methylcarbamate	µg/L							-	-	-	-	-	-	-	-	-	-	
	a-BHC	µg/L	0.01						-	-	<0.01	<0.01	<0.01	-	-	-	-	-	
	Acetochlor	µg/L							-	-	-	-	-	-	-	-	-	-	
	Aldicarb	µg/L							-	-	-	-	-	-	-	-	-	-	
	Aldicarb sulfone	µg/L							-	-	-	-	-	-	-	-	-	-	
	Aldrin	µg/L	0.01				0.03 <sup>#1</sup>	0.00125 <sup>#50</sup>	0.0025 <sup>#51</sup>	-	-	<0.01	<0.01	<0.01	-	-	-	-	
	Ametryn	µg/L							-	-	-	-	-	-	-	-	-	-	
	Amidosulfuron	µg/L							-	-	-	-	-	-	-	-	-	-	
	Acetamiprid	µg/L							-	-	-	-	-	-	-	-	-	-	
	Aclonifen	µg/L							-	-	-	-	-	-	-	-	-	-	
	Actril (toxynil)	µg/L						10 <sup>#4</sup>	10 <sup>#4</sup>	-	-	-	-	-	-	-	-	-	
	Atraton	µg/L							-	-	-	-	-	-	-	-	-	-	
	Atrazine	µg/L	0.01					0.6 <sup>#3</sup>	0.6 <sup>#3</sup>	-	-	-	-	-	-	-	-	-	

				Location	BH07031	BH07031	BH07032	BH07034	BH07038	BH07038	BH07038	BH07046	BH07049	BH07049	BH07053	BH07053	BH07056	BH07056	BH07056
				Sampled Date	12/11/2020	02/12/2020	13/02/2020	18/03/2020	03/03/2020	18/03/2020	20/01/2020	05/03/2020	12/11/2020	30/04/2020	05/05/2020	30/04/2020	30/06/2020	14/07/2020	
				Sample Depth	0.97	1.32	18	5.5	5.85	6	5	10.5	1.36	18	18	7	9	12.5	
				Avg															
Chem_Group	Analyte	Units	MDL	Arcadis GAC - Human Health - Residential	UK Drinking Water Standards	UK Estuaries and coastal waters EQS	UK Freshwater EQS												
	Azinophos methyl	µg/L	0.01			0.01 <sup>#6</sup>	0.01 <sup>#6</sup>	-	-	-	<0.01	<0.01	<0.01	-	-	-	-	-	-
	Baygon	µg/L						-	-	-	-	-	-	-	-	-	-	-	-
	b-BHC	µg/L	0.01					-	-	-	<0.01	<0.01	<0.01	-	-	-	-	-	-
	Benazolin	µg/L						-	-	-	-	-	-	-	-	-	-	-	-
	Bendiocarb	µg/L						-	-	-	-	-	-	-	-	-	-	-	-
	Bentazone	µg/L	0.02			500 <sup>#4</sup>	500 <sup>#4</sup>	-	-	-	<0.2	<0.02	<0.02	-	-	-	-	-	-
	Bidrin	µg/L						-	-	-	-	-	-	-	-	-	-	-	-
	Bromacil	µg/L						-	-	-	-	-	-	-	-	-	-	-	-
	Bromazil	µg/L						-	-	-	-	-	-	-	-	-	-	-	-
	Bromophos-ethyl	µg/L						-	-	-	-	-	-	-	-	-	-	-	-
	Bromoxynil	µg/L				100 <sup>#4</sup>	100 <sup>#4</sup>	-	-	-	-	-	-	-	-	-	-	-	-
	Carbaryl	µg/L						-	-	-	-	-	-	-	-	-	-	-	-
	Carbendazim	µg/L					0.15 <sup>#4</sup>	-	-	-	-	-	-	-	-	-	-	-	-
	Carbetamide	µg/L						-	-	-	-	-	-	-	-	-	-	-	-
	Carbofuran	µg/L						-	-	-	-	-	-	-	-	-	-	-	-
	Carbophenothion	µg/L	0.01					-	-	-	<0.01	<0.01	<0.01	-	-	-	-	-	-
	Carboxin	µg/L						-	-	-	-	-	-	-	-	-	-	-	-
	Chlorbromuron	µg/L						-	-	-	-	-	-	-	-	-	-	-	-
	chlordane	µg/L	0.01					-	-	-	<0.01	<0.01	<0.01	-	-	-	-	-	-
	Chlordane (cis)	µg/L	0.01					-	-	-	<0.01	<0.01	<0.01	-	-	-	-	-	-
	Azinphos Ethyl	µg/L	0.01					-	-	-	<0.01	<0.01	<0.01	-	-	-	-	-	-
	Chlordane (trans)	µg/L	0.01					-	-	-	-	-	-	-	-	-	-	-	-
	Chlorfenvinphos	µg/L	0.01			0.1 <sup>#3</sup>	0.1 <sup>#3</sup>	-	-	-	<0.01	<0.01	<0.01	-	-	-	-	-	-
	Chloridazon	µg/L						-	-	-	-	-	-	-	-	-	-	-	-
	Chlorotoluron	µg/L				2 <sup>#4</sup>	2 <sup>#4</sup>	-	-	-	-	-	-	-	-	-	-	-	-
	Chlorpyrifos	µg/L	0.01			0.03 <sup>#3</sup>		-	-	-	<0.01	<0.01	<0.01	-	-	-	-	-	-
	Chlorpyrifos-methyl	µg/L	0.01					-	-	-	<0.01	<0.01	<0.01	-	-	-	-	-	-
	Chlorsulfuron	µg/L						-	-	-	-	-	-	-	-	-	-	-	-
	Clopyralid	µg/L						-	-	-	-	-	-	-	-	-	-	-	-
	Coumaphos	µg/L	0.01			0.03 <sup>#4</sup>	0.03 <sup>#4</sup>	-	-	-	-	-	-	-	-	-	-	-	-

				Location	BH07031	BH07031	BH07032	BH07034	BH07038	BH07038	BH07046	BH07049	BH07049	BH07053	BH07053	BH07056	BH07056	BH07056
				Sampled Date	12/11/2020	02/12/2020	13/02/2020	18/03/2020	03/03/2020	18/03/2020	20/01/2020	05/03/2020	12/11/2020	30/04/2020	05/05/2020	30/04/2020	30/06/2020	14/07/2020
				Sample Depth	0.97	1.32	18	5.5	5.85	6	5	10.5	1.36	18	18	7	9	12.5
				Avg														
Chem_Group	Analyte	Units	MDL	Arcadis GAC - Human Health - Residential	UK Drinking Water Standards	UK Estuaries and coastal waters EQS	UK Freshwater EQS											
	Cyanazine	µg/L	0.01					-	-	-	-	-	-	-	-	-	-	-
	Cyproconazole	µg/L						-	-	-	-	-	-	-	-	-	-	-
	Cyromazine	µg/L						-	-	-	-	-	-	-	-	-	-	-
	d-BHC	µg/L	0.01					-	-	<0.01	<0.01	<0.01	-	-	-	-	-	-
	DDD	µg/L	0.01			0.00625 <sup>#49</sup>	0.00625 <sup>#49</sup>	-	-	<0.01	<0.01	<0.01	-	-	-	-	-	-
	DDT	µg/L	0.01			0.01 <sup>#52</sup>	0.01 <sup>#52</sup>	-	-	<0.01	<0.01	<0.01	-	-	-	-	-	-
	Deisopropylatrazine	µg/L						-	-	-	-	-	-	-	-	-	-	-
	Chlorothalonil	µg/L	0.01					-	-	<0.01	<0.01	<0.01	-	-	-	-	-	-
	Deethylatrazine	µg/L						-	-	-	-	-	-	-	-	-	-	-
	Demeton-S-methyl	µg/L	0.01					-	-	-	-	-	-	-	-	-	-	-
	Diazinon	µg/L	0.01			0.01 <sup>#3</sup>	0.01 <sup>#3</sup>	-	-	<0.01	<0.01	<0.01	-	-	-	-	-	-
	Dicamba	µg/L						-	-	-	-	-	-	-	-	-	-	-
	Dichlobenil	µg/L	0.01					-	-	<0.01	<0.01	<0.01	-	-	-	-	-	-
	cis-Permethrin	µg/L	0.01					-	-	0.01	<0.01	<0.01	-	-	-	-	-	-
	Dichlorvos	µg/L	0.01			0.04 <sup>#4</sup>	0.001 <sup>#4</sup>	-	-	<0.01	<0.01	<0.01	-	-	-	-	-	-
	Diclofop	µg/L						-	-	-	-	-	-	-	-	-	-	-
	Dieldrin	µg/L	0.01			0.03 <sup>#1</sup>	0.00125 <sup>#50</sup>	0.0025 <sup>#51</sup>	-	<0.01	<0.01	<0.01	-	-	-	-	-	-
	Difenoconazole	µg/L						-	-	-	-	-	-	-	-	-	-	-
	Difenoconazole	µg/L						-	-	-	-	-	-	-	-	-	-	-
	Difloxuron	µg/L						-	-	-	-	-	-	-	-	-	-	-
	Diflubenzuron	µg/L				0.005 <sup>#4</sup>	0.001 <sup>#4</sup>	-	-	-	-	-	-	-	-	-	-	-
	Diflufenican	µg/L						-	-	-	-	-	-	-	-	-	-	-
	Dimethoate	µg/L	0.01			0.48	0.48 <sup>#2</sup>	-	-	<0.01	<0.01	<0.01	-	-	-	-	-	-
	Dinoseb	µg/L						-	-	-	-	-	-	-	-	-	-	-
	Disulfoton	µg/L	0.01					-	-	-	-	-	-	-	-	-	-	-
	Diuron	µg/L				0.48 <sup>#3</sup>	0.48 <sup>#3</sup>	-	-	-	-	-	-	-	-	-	-	-
	Endosulfan I	µg/L	0.01					-	-	<0.01	<0.01	<0.01	-	-	-	-	-	-
	Endosulfan II	µg/L	0.01					-	-	<0.01	<0.01	<0.01	-	-	-	-	-	-
	Endosulfan sulphate	µg/L	0.01					-	-	<0.01	<0.01	<0.01	-	-	-	-	-	-
	Endrin	µg/L	0.01			0.00125 <sup>#50</sup>	0.0025 <sup>#51</sup>	-	-	<0.01	<0.01	<0.01	-	-	-	-	-	-
	Endrin ketone	µg/L	0.01					-	-	<0.01	<0.01	<0.01	-	-	-	-	-	-

				Location	BH07031	BH07031	BH07032	BH07034	BH07038	BH07038	BH07046	BH07049	BH07049	BH07053	BH07053	BH07056	BH07056	BH07056	
				Sampled Date	12/11/2020	02/12/2020	13/02/2020	18/03/2020	03/03/2020	18/03/2020	20/01/2020	05/03/2020	12/11/2020	30/04/2020	05/05/2020	30/04/2020	30/06/2020	14/07/2020	
				Sample Depth	0.97	1.32	18	5.5	5.85	6	5	10.5	1.36	18	18	7	9	12.5	
				Avg															
				Arcadis GAC - Human Health - Residential	UK Drinking Water Standards	UK Estuaries and coastal waters EQS	UK Freshwater EQS												
Chem_Group	Analyte	Units	MDL																
	s-Ethyl dipropylthiocarbamate	µg/L		-	-	-	-	-	-	-	-	-	-	-	-	-	-	-	
	Ethiofencarb	µg/L		-	-	-	-	-	-	-	-	-	-	-	-	-	-	-	
	Ethion	µg/L	0.01	-	-	-	<0.01	<0.01	<0.01	-	-	-	-	-	-	-	-	-	
	Ethoprop	µg/L		-	-	-	-	-	-	-	-	-	-	-	-	-	-	-	
	Ethofumesate	µg/L		-	-	-	-	-	-	-	-	-	-	-	-	-	-	-	
	Etridiazole	µg/L	0.01	-	-	-	-	-	-	-	-	-	-	-	-	-	-	-	
	Fenamiphos	µg/L		-	-	-	-	-	-	-	-	-	-	-	-	-	-	-	
	Fenarimol	µg/L		-	-	-	-	-	-	-	-	-	-	-	-	-	-	-	
	Fenitrothion	µg/L	0.01			0.01 <sup>#4</sup>	0.01 <sup>#4</sup>	-	-	-	<0.01	<0.01	<0.01	-	-	-	-	-	
	Fensulfothion	µg/L		-	-	-	-	-	-	-	-	-	-	-	-	-	-	-	
	Fenhexamid	µg/L		-	-	-	-	-	-	-	-	-	-	-	-	-	-	-	
	Fenoxycarb	µg/L		-	-	-	-	-	-	-	-	-	-	-	-	-	-	-	
	Fenthion	µg/L	0.01	-	-	-	<0.01	0.01	<0.01	-	-	-	-	-	-	-	-	-	
	Fenpropimorf	µg/L		-	-	-	-	-	-	-	-	-	-	-	-	-	-	-	
	Fluroxypyr	µg/L	0.03	-	-	-	<0.3	<0.03	<0.03	-	-	-	-	-	-	-	-	-	
	Flutolanil	µg/L		-	-	-	-	-	-	-	-	-	-	-	-	-	-	-	
	Fonofos	µg/L		-	-	-	-	-	-	-	-	-	-	-	-	-	-	-	
	g-BHC (Lindane)	µg/L	0.01	-	-	-	<0.01	<0.01	<0.01	-	-	-	-	-	-	-	-	-	
	Haloxyp-methyl	µg/L		-	-	-	-	-	-	-	-	-	-	-	-	-	-	-	
	Thifensulfuron	µg/L		-	-	-	-	-	-	-	-	-	-	-	-	-	-	-	
	Heptachlor	µg/L	0.01		0.03 <sup>#1</sup>		<0.01	<0.01	<0.01	-	-	-	-	-	-	-	-	-	
	Hexaconazole	µg/L		-	-	-	-	-	-	-	-	-	-	-	-	-	-	-	
	Hexazinone	µg/L		-	-	-	-	-	-	-	-	-	-	-	-	-	-	-	
	Hydroxyatrazine	µg/L		-	-	-	-	-	-	-	-	-	-	-	-	-	-	-	
	Iprodione	µg/L		-	-	-	-	-	-	-	-	-	-	-	-	-	-	-	
	Isodrin	µg/L	0.01			0.00125 <sup>#50</sup>	0.0025 <sup>#51</sup>	-	-	-	<0.01	<0.01	<0.01	-	-	-	-	-	
	Isoproturon	µg/L				0.3 <sup>#3</sup>	0.3 <sup>#3</sup>	-	-	-	-	-	-	-	-	-	-	-	
	Linuron	µg/L				0.5 <sup>#3</sup>	0.5 <sup>#3</sup>	-	-	-	-	-	-	-	-	-	-	-	
	Malathion	µg/L	0.01			0.02 <sup>#4</sup>	0.01 <sup>#4</sup>	-	-	-	<0.01	<0.01	<0.01	-	-	-	-	-	
	2-Methyl-4-chlorophenoxyacetic acid	µg/L		-	-	-	-	-	-	-	-	-	-	-	-	-	-	-	

				Location	BH07031	BH07031	BH07032	BH07034	BH07038	BH07038	BH07046	BH07049	BH07049	BH07053	BH07053	BH07056	BH07056	BH07056	
				Sampled_Date	12/11/2020	02/12/2020	13/02/2020	18/03/2020	03/03/2020	18/03/2020	20/01/2020	05/03/2020	12/11/2020	30/04/2020	05/05/2020	30/04/2020	30/06/2020	14/07/2020	
				Sample_Depth	0.97	1.32	18	5.5	5.85	6	5	10.5	1.36	18	18	7	9	12.5	
				Avg															
				Arcadis GAC - Human Health - Residential	UK Drinking Water Standards	UK Estuaries and coastal waters EQS	UK Freshwater EQS												
Chem_Group	Analyte	Units	MDL																
	2-Methyl-4-Chlorophenoxy Butanoic Acid	µg/L		-	-	-	-	-	-	-	-	-	-	-	-	-	-	-	-
	Mecoprop	µg/L				18 <sup>#3</sup>	18 <sup>#3</sup>	-	-	-	-	-	-	-	-	-	-	-	-
	Mefenpyr-diethyl	µg/L		-	-	-	-	-	-	-	-	-	-	-	-	-	-	-	-
	Metachlor	µg/L	0.01			0.3 <sup>#3</sup>	0.3 <sup>#3</sup>	-	-	-	-	-	-	-	-	-	-	-	-
	Metaxyl	µg/L		-	-	-	-	-	-	-	-	-	-	-	-	-	-	-	-
	Methamidophos	µg/L		-	-	-	-	-	-	-	-	-	-	-	-	-	-	-	-
	Methidathion	µg/L		-	-	-	-	-	-	-	-	-	-	-	-	-	-	-	-
	Methiocarb	µg/L					0.01 <sup>#4</sup>	-	-	-	-	-	-	-	-	-	-	-	-
	Methomyl	µg/L		-	-	-	-	-	-	-	-	-	-	-	-	-	-	-	-
	Methoxychlor	µg/L	0.01	-	-	-	<0.01	<0.01	<0.01	-	-	-	-	-	-	-	-	-	-
	Methoxyfenozide	µg/L		-	-	-	-	-	-	-	-	-	-	-	-	-	-	-	-
	Methyl parathion	µg/L	0.01	-	-	-	<0.01	<0.01	<0.01	-	-	-	-	-	-	-	-	-	-
	Metolachlor	µg/L		-	-	-	-	-	-	-	-	-	-	-	-	-	-	-	-
	Metoxuron	µg/L		-	-	-	-	-	-	-	-	-	-	-	-	-	-	-	-
	Metsulfuron Methyl	µg/L		-	-	-	-	-	-	-	-	-	-	-	-	-	-	-	-
	Mevinphos (Phosdrin)	µg/L	0.01				0.02(MAC) <sup>#53</sup>	-	-	-	<0.01	<0.01	<0.01	-	-	-	-	-	-
	Molinatate	µg/L		-	-	-	-	-	-	-	-	-	-	-	-	-	-	-	-
	Monlinuran	µg/L		-	-	-	-	-	-	-	-	-	-	-	-	-	-	-	-
	Monocrotophos	µg/L		-	-	-	-	-	-	-	-	-	-	-	-	-	-	-	-
	Napropamide	µg/L		-	-	-	-	-	-	-	-	-	-	-	-	-	-	-	-
	Flusilazole (NuStar)	µg/L		-	-	-	-	-	-	-	-	-	-	-	-	-	-	-	-
	o,p-DDD	µg/L	0.01	-	-	-	<0.01	<0.01	<0.01	-	-	-	-	-	-	-	-	-	-
	o,p'-DDE	µg/L	0.01	-	-	-	<0.01	<0.01	<0.01	-	-	-	-	-	-	-	-	-	-
	o,p-Methoxychlor	µg/L	0.01	-	-	-	-	-	-	-	-	-	-	-	-	-	-	-	-
	Omethoate	µg/L	0.01				0.01 <sup>#4</sup>	-	-	-	-	-	-	-	-	-	-	-	-
	Oxamyl	µg/L		-	-	-	-	-	-	-	-	-	-	-	-	-	-	-	-
	Paclobutrazol	µg/L		-	-	-	-	-	-	-	-	-	-	-	-	-	-	-	-
	Methyl Paraaxon	µg/L		-	-	-	-	-	-	-	-	-	-	-	-	-	-	-	-
	Parathion	µg/L	0.01	-	-	-	<0.01	<0.01	<0.01	-	-	-	-	-	-	-	-	-	-
	Pendimethalin	µg/L	0.01				0.3 <sup>#3</sup>	-	-	-	<0.01	<0.01	<0.01	-	-	-	-	-	-

				Location	BH07031	BH07031	BH07032	BH07034	BH07038	BH07038	BH07046	BH07049	BH07049	BH07053	BH07053	BH07056	BH07056	BH07056
				Sampled Date	12/11/2020	02/12/2020	13/02/2020	18/03/2020	03/03/2020	18/03/2020	20/01/2020	05/03/2020	12/11/2020	30/04/2020	05/05/2020	30/04/2020	30/06/2020	14/07/2020
				Sample Depth	0.97	1.32	18	5.5	5.85	6	5	10.5	1.36	18	18	7	9	12.5
				Avg														
Chem_Group	Analyte	Units	MDL	Arcadis GAC - Human Health - Residential	UK Drinking Water Standards	UK Estuaries and coastal waters EQS	UK Freshwater EQS											
	Imidacloprid	µg/L						-	-	-	-	-	-	-	-	-	-	-
	Permethrin	µg/L	0.01			0.0002 <sup>#4</sup>	0.001 <sup>#4</sup>	-	-	-	-	-	-	-	-	-	-	-
	Permethrin II	µg/L	0.01					-	-	<0.01	<0.01	<0.01	-	-	-	-	-	-
	Phorate	µg/L	0.01					-	-	<0.1	<0.02	<0.1	-	-	-	-	-	-
	Phosmet	µg/L						-	-	-	-	-	-	-	-	-	-	-
	Lenacil	µg/L						-	-	-	-	-	-	-	-	-	-	-
	Picloram	µg/L						-	-	-	-	-	-	-	-	-	-	-
	Picoxystrobin	µg/L						-	-	-	-	-	-	-	-	-	-	-
	Pirimicarb	µg/L				1 <sup>#4</sup>	1 <sup>#4</sup>	-	-	-	-	-	-	-	-	-	-	-
	Pirimiphos-methyl	µg/L	0.01			0.015 <sup>#4</sup>	0.015 <sup>#4</sup>	-	-	<0.01	<0.01	<0.01	-	-	-	-	-	-
	Pirimiphos-ethyl	µg/L	0.01					-	-	<0.01	<0.01	0.02	-	-	-	-	-	-
	Prochloraz	µg/L				4 <sup>#4</sup>	4 <sup>#4</sup>	-	-	-	-	-	-	-	-	-	-	-
	Profenofos	µg/L						-	-	-	-	-	-	-	-	-	-	-
	Promecarb	µg/L						-	-	-	-	-	-	-	-	-	-	-
	Prometon	µg/L						-	-	-	-	-	-	-	-	-	-	-
	Prometryn	µg/L	0.01					-	-	-	-	-	-	-	-	-	-	-
	Pronamide	µg/L	0.01			100 <sup>#4</sup>	100 <sup>#4</sup>	-	-	<0.01	<0.01	<0.01	-	-	-	-	-	-
	Propanil	µg/L						-	-	-	-	-	-	-	-	-	-	-
	Propazine	µg/L	0.01					-	-	-	-	-	-	-	-	-	-	-
	Propham	µg/L						-	-	-	-	-	-	-	-	-	-	-
	Propiconazole	µg/L						-	-	-	-	-	-	-	-	-	-	-
	Propoxycarbazone-sodium	µg/L						-	-	-	-	-	-	-	-	-	-	-
	Pursuit	µg/L						-	-	-	-	-	-	-	-	-	-	-
	Pyriproxyfen	µg/L						-	-	-	-	-	-	-	-	-	-	-
	Quinclorac	µg/L						-	-	-	-	-	-	-	-	-	-	-
	Quinoxifen	µg/L						-	-	-	-	-	-	-	-	-	-	-
	Savey	µg/L						-	-	-	-	-	-	-	-	-	-	-
	Sethoxydim	µg/L						-	-	-	-	-	-	-	-	-	-	-
	Simazine	µg/L	0.01			1 <sup>#3</sup>	1 <sup>#3</sup>	-	-	-	-	-	-	-	-	-	-	-
	Tebuthiuron	µg/L						-	-	-	-	-	-	-	-	-	-	-



				Location	BH07031	BH07031	BH07032	BH07034	BH07038	BH07038	BH07046	BH07049	BH07049	BH07053	BH07053	BH07056	BH07056	BH07056	
				Sampled Date	12/11/2020	02/12/2020	13/02/2020	18/03/2020	03/03/2020	18/03/2020	20/01/2020	05/03/2020	12/11/2020	30/04/2020	05/05/2020	30/04/2020	30/06/2020	14/07/2020	
				Sample Depth	0.97	1.32	18	5.5	5.85	6	5	10.5	1.36	18	18	7	9	12.5	
				Avg															
				Arcadis GAC - Human Health - Residential	UK Drinking Water Standards	UK Estuaries and coastal waters EQS	UK Freshwater EQS												
Chem_Group	Analyte	Units	MDL																
	Terbutryn	µg/L	0.01	-	-	-	-	-	-	-	-	-	-	-	-	-	-	-	
	Terbutylazine	µg/L		-	-	-	-	-	-	-	-	-	-	-	-	-	-	-	
	Phosalone	µg/L	0.01	-	-	-	<0.01	<0.01	<0.01	-	-	-	-	-	-	-	-	-	
	Phosphamidon	µg/L	0.01	-	-	-	<0.01	<0.01	<0.01	-	-	-	-	-	-	-	-	-	
	Thiobencarb	µg/L		-	-	-	-	-	-	-	-	-	-	-	-	-	-	-	
	Thiophanate-methyl	µg/L		-	-	-	-	-	-	-	-	-	-	-	-	-	-	-	
	Triadimefon	µg/L	0.01	-	-	-	<0.01	<0.01	<0.01	-	-	-	-	-	-	-	-	-	
	Triadimenol	µg/L		-	-	-	-	-	-	-	-	-	-	-	-	-	-	-	
	Triallate	µg/L	0.01			0.25 <sup>#4</sup>	0.25 <sup>#4</sup>	-	-	-	<0.01	<0.01	<0.01	-	-	-	-	-	
	Triasulfuron	µg/L		-	-	-	-	-	-	-	-	-	-	-	-	-	-	-	
	Tributyl phosphate	µg/L	0.1			50 <sup>#4</sup>	50 <sup>#4</sup>	-	-	-	-	-	-	-	-	-	-	-	
	Triclopyr	µg/L	0.03	-	-	-	<0.3	<0.03	<0.03	-	-	-	-	-	-	-	-	-	
	Triclosan	µg/L		-	-	-	-	-	-	-	-	-	-	-	-	-	-	-	
	Trifluralin	µg/L	0.01			0.03 <sup>#3</sup>	0.03 <sup>#3</sup>	-	-	-	<0.01	<0.01	<0.01	-	-	-	-	-	
	Tebuconazole	µg/L		-	-	-	-	-	-	-	-	-	-	-	-	-	-	-	
	Telodrin	µg/L	0.01	-	-	-	-	-	-	-	-	-	-	-	-	-	-	-	
	Triazophos	µg/L	0.01			0.005 <sup>#4</sup>	0.005 <sup>#4</sup>	-	-	-	<0.01	<0.01	<0.01	-	-	-	-	-	
	Tricyclazole	µg/L		-	-	-	-	-	-	-	-	-	-	-	-	-	-	-	
Surrogate	Surrogate Value	%		-	-	-	-	-	-	-	-	-	-	-	-	-	-	56.5	
SVOC TIC	SVOC TICs - Detect	Detect		-	-	-	-	-	-	-	-	-	-	-	-	-	-	1	
	SVOC Tentatively Identified Compounds	µg/L	10	-	-	-	-	-	-	-	-	-	-	-	-	-	-	9260	
VOC TIC	VOC TICs - Detect	Detect		-	-	-	-	-	-	-	-	-	-	-	-	-	-	1	
	VOC Tentatively Identified Compounds	µg/l	10	-	-	-	-	-	-	-	-	-	-	-	-	-	-	464	
NA	Potassium Perfluoropentane-1-Sulphonate	µg/L	0.002	-	-	-	-	-	-	-	-	-	-	-	-	-	-	-	
Other	Temperature	°C		-	-	19	19.5	19.2	19.5	18.7	19.7	-	19.1	18.5	19.2	19.5	-	-	
	Biochemical Oxygen Demand (5-day test)	µg/L	1000	-	66,500	<2900	42,700	11,500	17,900	117,100	42,900	-	41,900	18,100	480,000	110,200	-	-	
	Redox	mV		-	-	-	-	-	-	-	-	-	-	-	-	-	-	-55	
	Salinity (no units)	PSS-78		-	-	-	-	-	-	-	-	-	-	-	-	-	-	12.1	
	Conductivity @ 25°C	mS/cm	0.01	-	-	11.5	19.5	6.31	5.99	8.65	7.11	-	29.9	30.4	16.6	18	-	-	
	Conductivity @ 20°C	µS/cm	5	18,500	23,100	-	-	-	-	-	-	4030	-	-	-	-	-	18,100	

				Location	BH07031	BH07031	BH07032	BH07034	BH07038	BH07038	BH07038	BH07046	BH07049	BH07049	BH07053	BH07053	BH07056	BH07056	BH07056		
				Sampled Date	12/11/2020	02/12/2020	13/02/2020	18/03/2020	03/03/2020	18/03/2020	20/01/2020	05/03/2020	12/11/2020	30/04/2020	05/05/2020	30/04/2020	30/06/2020	14/07/2020			
				Sample Depth	0.97	1.32	18	5.5	5.85	6	5	10.5	1.36	18	18	7	9	12.5			
				Avg																	
				Arcadis GAC - Human Health - Residential	UK Drinking Water Standards	UK Estuaries and coastal waters EQS	UK Freshwater EQS														
Chem_Group	Analyte	Units	MDL																		
	Total Dissolved Solids (Filtered)	mg/L	5					-	-	6700	19,400	4110	3920	8060	5530	-	19,900	20,300	13,400	12,100	13,900
	Biological Oxygen Demand	mg/L	1					-	-	-	-	-	-	-	-	-	-	-	-	-	1330
	Chemical Oxygen Demand	mg/L	5					-	1620	42	9030	531	431	4110	1230	-	193	1590	5630	2690	2640
	Dissolved Organic Carbon (Filtered)	µg/L	200					-	76,300	9100	3,000,000	200,000	170,000	1,300,000	380,000	-	40,000	11,000	1,900,000	610,000	778,000
	6:2 Fluorotelomer Sulfonate (6:2 FTS)	µg/L	0.002					-	-	-	-	-	-	-	-	-	-	-	-	-	-
	pH (Lab)	pH_Units	0					-	7.07	7.1	10.5	7.4	7.4	6.9	7	-	6.9	7	7.1	7.2	7.37
	Salinity	ppt (thousand)	0.1					-	-	7.5	11.6	3.9	3.2	4.8	4.4	-	18.5	18.8	9.7	10.6	-

**Legend**

36.2	Results exceeds GAC.
<50	Results MDL is greater than GAC.
-	Determinand has not been tested for.

**Notes**  
A range is given where a determinand has been analysed for by more than one method.

				Location	BH07056	BH07056	BH07056	BH07060	BH07064	BH07065	BH07066	BH07067	BH07067	BH07068	BH07068	BH07068	BH07069	BH07069			
				Sampled_Date	23/07/2020	19/08/2020	19/08/2020	03/03/2020	19/02/2020	24/02/2020	24/02/2020	24/02/2020	15/12/2020	18/02/2020	24/02/2020	15/12/2020	24/02/2020	26/01/2021			
				Time																	
				Sample_Depth	11.17	5.5	5.5	5.6	5.25	10	13	4	1.35	7	6.5	1.3	7	0			
				Avg																	
Chem_Group	Analyte	Units	MDL	Arcadis GAC - Human Health - Residential	UK Drinking Water Standards	UK Estuaries and coastal waters EQS	UK Freshwater EQS														
Metals	Antimony (Filtered)	µg/L	1		5 <sup>#1</sup>			-	-	-	-	-	-	-	-	-	-	-			
	Arsenic	µg/L	1	NVP <sup>#2</sup>	10 <sup>#1</sup>	25 <sup>#3</sup>	50 <sup>#3</sup>	103	126	125	10	12	20	14	18	41.8	4	<10	<12	3	3.26
	Arsenic (Filtered)	µg/L	0.5	NVP <sup>#2</sup>	10 <sup>#1</sup>	25 <sup>#3</sup>	50 <sup>#3</sup>	86.9	182	115	4	4	12	14	17	25.5	2	3	3.51	<1	2.94
	Boron	µg/L	10	NVP <sup>#2</sup>	1000 <sup>#1</sup>	7000 <sup>#4</sup>	2000 <sup>#4</sup>	1530	1460	1380	1570	3380	1650	570	1480	2310	1160	1110	1300	230	84.9
	Boron (Filtered)	µg/L	10	NVP <sup>#2</sup>	1000 <sup>#1</sup>	7000 <sup>#4</sup>	2000 <sup>#4</sup>	1210	2180	1420	1510	3200	1570	610	1410	-	1100	1120	-	230	-
	Cadmium	µg/L	0.02	NVP <sup>#2</sup>	5 <sup>#1</sup>	0.2 <sup>#5</sup>	0.08 <sup>#6</sup>	<0.5	<0.5	<0.5	<0.02	1.18	0.22	0.45	0.17	<3	0.05	<0.2	<3	<0.02	<0.5
	Cadmium (Filtered)	µg/L	0.02	NVP <sup>#2</sup>	5 <sup>#1</sup>	0.2 <sup>#5</sup>	0.08 <sup>#6</sup>	<0.08	<8	<0.8	<0.02	0.42	<0.02	0.04	<0.02	<0.08	0.05	<0.02	<0.08	0.02	<0.08
	Chromium (hexavalent) (Filtered)	µg/L	3	NVP <sup>#2</sup>		0.6 <sup>#5</sup>	3.4 <sup>#5</sup>	88.6	69	<15	<3	<30	<3	18	<3	<3	<3	<3	<3	6	7.36
	Chromium	µg/L	1	NVP <sup>#2</sup>	50 <sup>#1</sup>	0.6 <sup>#5</sup>	3.4 <sup>#7</sup>	12	9.7	8.26	3	11	2	<10	2	<18	2	<10	<18	<1	<3
	Chromium (Filtered)	µg/L	1	NVP <sup>#2</sup>	50 <sup>#1</sup>	0.6 <sup>#5</sup>	3.4 <sup>#7</sup>	5.34	<100	<10	2	2	1	1	1	3.64	<1	<1	1.07	<1	<1
	Chromium (Trivalent) (Filtered)	µg/L	3	NVP <sup>#2</sup>			4.7 <sup>#5</sup>	<3	<3	<3	-	-	<3	<3	-	3.64	-	-	<3	<3	<3
	Cobalt (Filtered)	µg/L	0.5			3 <sup>#8</sup>	3 <sup>#8</sup>	1.28	<50	<5	3	56	3	<1	9	4.78	5	7	1.2	2	<0.5
	Copper	µg/L	1	NVP <sup>#2</sup>	2000 <sup>#1</sup>	3.76 <sup>#9</sup>	1(bio) <sup>#10</sup>	5.23	3.37	2.32	3	143	9	<10	2	6.07	2	<10	<6	1	<1
	Copper (Filtered)	µg/L	0.3	NVP <sup>#2</sup>	2000 <sup>#1</sup>	3.76 <sup>#9</sup>	1(bio) <sup>#10</sup>	<0.3	<30	<3	<1	1	<1	<1	<1	0.44	<1	<1	<0.3	<1	<0.3
	Iron (Filtered)	µg/L	10		200 <sup>#1</sup>	1000 <sup>#3</sup>	1000 <sup>#3</sup>	<19	<1900	<190	930	18,000	120	1710	15,100	6930	100	110	10,900	10	28.8
	Lead	µg/L	1	NVP <sup>#2</sup>	10 <sup>#1</sup>	1.3 <sup>#5</sup>	1.2(bio) <sup>#10</sup>	-	-	-	-	-	-	-	-	-	-	-	-	-	-
	Lead (Filtered)	µg/L	0.2	NVP <sup>#2</sup>	10 <sup>#1</sup>	1.3 <sup>#5</sup>	1.2(bio) <sup>#10</sup>	<0.2	<20	<2	<1	<1	<1	<1	<1	<0.2	<1	<1	<0.2	<1	0.302
	Manganese	µg/L	1		50 <sup>#1</sup>		123(bio) <sup>#11</sup>	5170	3650	3690	1836	9880	1977	1555	2055	982	820	1008	2190	288	21.2
	Manganese (Filtered)	µg/L	2		50 <sup>#1</sup>		123(bio) <sup>#11</sup>	4100	4720	3670	2070	8820	1540	1180	1740	-	630	840	-	270	-
	Mercury	µg/L	0.02	9.7 <sup>#12</sup>	1 <sup>#1</sup>	0.07(MAC) <sup>#13</sup>	0.07(MAC) <sup>#13</sup>	<0.02	<0.02	<0.02	<0.03	<0.03	<0.03	<0.3	<0.03	<0.02	<0.03	<0.3	<0.02	<0.03	<0.2
	Mercury (Filtered)	µg/L	0.01	9.7 <sup>#12</sup>	1 <sup>#1</sup>	0.07(MAC) <sup>#13</sup>	0.07(MAC) <sup>#13</sup>	<0.01	<0.01	<0.01	<0.03	<0.03	<0.03	<0.03	0.04	<0.01	<0.03	<0.03	<0.01	<0.03	0.0131
	Molybdenum (Filtered)	µg/L	1	NVP <sup>#2</sup>	70 <sup>#11</sup>			-	-	-	-	-	-	-	-	-	-	-	-	-	-
	Nickel	µg/L	1	NVP <sup>#2</sup>	20 <sup>#1</sup>	8.6 <sup>#5</sup>	4(bio) <sup>#10</sup>	15.1	14	13.8	2	52	20	28	7	17.7	3	<10	<6	1	23.7
	Nickel (Filtered)	µg/L	0.4	NVP <sup>#2</sup>	20 <sup>#1</sup>	8.6 <sup>#5</sup>	4(bio) <sup>#10</sup>	9.6	<40	9.7	2	50	14	7	4	5.18	2	2	0.721	1	18.9
	Selenium	µg/L	1	NVP <sup>#2</sup>	10 <sup>#1</sup>			1.89	1.78	2.1	<1	<1	2	<10	2	<6	<1	<10	<6	8	2.15
	Selenium (Filtered)	µg/L	1	NVP <sup>#2</sup>	10 <sup>#1</sup>			-	-	-	-	-	-	-	-	-	-	-	-	-	-
	Strontium (Filtered)	µg/L	1					3390	4850	3730	1340	3680	3470	8030	2230	-	2130	2130	-	1620	-
	Vanadium	µg/L	1			100	20 <sup>#12</sup>	-	-	-	-	-	-	-	-	-	-	-	-	-	-
	Vanadium (Filtered)	µg/L	1			100	20 <sup>#12</sup>	-	-	-	-	-	-	-	-	-	-	-	-	-	-
	Zinc	µg/L	2	NVP <sup>#2</sup>	3000 <sup>#17</sup>	7.9 <sup>#18</sup>	10.9(bio) <sup>#10</sup>	28.6	18.6	17.5	12	442	52	462	16	<30	49	39	<30	50	<5

				Location	BH07056	BH07056	BH07056	BH07060	BH07064	BH07065	BH07066	BH07067	BH07067	BH07068	BH07068	BH07068	BH07069	BH07069
				Sampled_Date	23/07/2020	19/08/2020	19/08/2020	03/03/2020	19/02/2020	24/02/2020	24/02/2020	24/02/2020	15/12/2020	18/02/2020	24/02/2020	15/12/2020	24/02/2020	26/01/2021
				Time														
				Sample_Depth	11.17	5.5	5.5	5.6	5.25	10	13	4	1.35	7	6.5	1.3	7	0
				Avg														
Chem_Group	Analyte	Units	MDL	Arcadis GAC - Human Health - Residential	UK Drinking Water Standards	UK Estuaries and coastal waters EQS	UK Freshwater EQS											
	Zinc (Filtered)	µg/L	1	NVP <sup>#2</sup>	3000 <sup>#17</sup>	7.9 <sup>#18</sup>	10.9(bio) <sup>#10</sup>	-	-	-	-	-	-	-	-	-	-	-
Inorganics	Alkalinity (Carbonate as CaCO3)	mg/L	2					-	-	-	0	0	0	0	0	0	0	0
	Total Hardness	mg/l	0.35					2180	2120	2180	-	-	-	2630	-	-	2540	-
	Total Hardness (Filtered)	mg/l	7					-	-	-	430	3560	4510	2630	1860	-	2070	2130
	Alkalinity (Bicarbonate as CaCO3)	mg/L	2					2900	2640	2500	923	923	1810	801	1910	-	1920	1650
	Alkalinity (Bicarbonate) as HCO3	mg/L	2					-	3220	3050	-	-	-	-	-	-	-	-
	Alkalinity (total) as CaCO3	mg/L	2					2900	2640	2500	923	923	1810	801	1910	2500	1920	1650
	Ammoniacal Nitrogen as N	mg/L	0.01			0.021 <sup>#3</sup>	0.6 <sup>#19</sup>	-	-	-	-	-	-	-	-	-	-	-
	Ammoniacal Nitrogen as N (Filtered)	mg/L	0.01			0.021 <sup>#3</sup>	0.6 <sup>#19</sup>	28.5	27.5	27.7	19.6	30.5	31.3	33.4	33.4	32.8	31.6	30.7
	Ammoniacal Nitrogen as NH3 (Filtered)	mg/L	0.01					-	-	-	-	-	-	39.8	-	-	31.5	-
	Bromide	mg/L	0.008					-	-	-	0.508	13.3	33	32.3	24.5	-	6.65	21.1
	Bromide (Filtered)	mg/L	0.008					25	25	25.2	-	-	-	-	-	-	-	-
	Calcium	mg/L	1					-	-	-	-	-	-	-	-	-	-	-
	Calcium (Filtered)	mg/L	0.2					344	520	407	126	1100	725	880	209	229	232	233
	Chloride	mg/L	1		250 <sup>#1</sup>		250 <sup>#3</sup>	-	-	-	-	-	-	-	-	-	-	-
	Chloride (Filtered)	mg/L	1		250 <sup>#1</sup>		250 <sup>#3</sup>	6540	6800	6760	108	2630	7310	6560	5860	6010	5010	5070
	Cyanide (Free)	µg/L	20		50 <sup>#1</sup>	1 <sup>#3</sup>	1 <sup>#2</sup>	-	-	-	<20	<20	<20	<20	<20	-	<20	<20
	Cyanide (Free) (Filtered)	µg/L	2.5		50 <sup>#1</sup>	1 <sup>#3</sup>	1 <sup>#2</sup>	<2.5	<2.5	<2.5	-	-	-	-	<2.5	-	-	<2.5
	Cyanide Total	µg/L	20		50 <sup>#1</sup>	1 <sup>#3</sup>	1 <sup>#2</sup>	-	-	-	<20	<20	<20	<20	<20	-	<20	<20
	Cyanide Total (Filtered)	µg/L	5		50 <sup>#1</sup>	1 <sup>#3</sup>	1 <sup>#2</sup>	<5	<5	<5	-	-	-	-	<5	-	-	<5
	cyanides-complex (Filtered)	µg/L	5		50 <sup>#1</sup>	1 <sup>#3</sup>	1 <sup>#2</sup>	<5	<5	<5	-	-	-	-	<5	-	-	<5
	Fluoride	µg/L	100		1500 <sup>#1</sup>	5000 <sup>#8</sup>	1000 <sup>#15</sup>	-	-	-	500	300	<500	200	300	-	300	300
	Fluoride (Filtered)	µg/L	500		1500 <sup>#1</sup>	5000 <sup>#8</sup>	1000 <sup>#15</sup>	711	586	542	-	-	-	-	<500	-	-	<500
	Iodide	mg/L	1					<0.1	>50	>50	-	-	-	-	-	-	-	-
	Iodide (Filtered)	mg/L	0.1					-	-	-	<0.1	<20	<20	<20	<20	-	<0.1	<20
	Magnesium	mg/L	1					-	-	-	-	-	-	-	-	-	-	-
	Magnesium (Filtered)	mg/L	0.036					224	369	289	28	197	655	104	326	335	363	377
	Nitrate (as N) (Filtered)	mg/L	0.2					-	-	-	<0.2	<2	<0.2	<0.2	<0.2	-	0.5	<0.2
	Nitrate (as NO3-) (Filtered)	mg/L	0.3		50(NO3) <sup>#21</sup>			-	<0.3	<0.3	-	-	-	-	-	-	-	-
	Phosphate (as P) (Filtered)	µg/L	10					-	-	-	-	<10	570	130	-	-	50	-

				Location	BH07056	BH07056	BH07056	BH07060	BH07064	BH07065	BH07066	BH07067	BH07067	BH07068	BH07068	BH07068	BH07069	BH07069			
				Sampled Date	23/07/2020	19/08/2020	19/08/2020	03/03/2020	19/02/2020	24/02/2020	24/02/2020	24/02/2020	15/12/2020	18/02/2020	24/02/2020	15/12/2020	24/02/2020	26/01/2021			
				Time																	
				Sample Depth Avg	11.17	5.5	5.5	5.6	5.25	10	13	4	1.35	7	6.5	1.3	7	0			
				Arcadis GAC - Human Health - Residential	UK Drinking Water Standards	UK Estuaries and coastal waters EQS	UK Freshwater EQS														
Chem_Group	Analyte	Units	MDL																		
	Phosphorus	µg/L	20					3030	2660	2730	-	-	500	1500	1500	-	-	4800	-	100	-
	Phosphorus (Filtered)	µg/L	10					2550	3280	2530	-	-	<100	800	1100	-	-	100	-	<100	-
	Potassium (Filtered)	mg/L	0.2					142	170	132	69	176	162	185	171	117	149	156	94.9	49	60
	Sodium	mg/L	1			200 <sup>#1</sup>		-	-	-	-	-	-	-	-	-	-	-	-	-	-
	Sodium (Filtered)	mg/L	0.076			200 <sup>#1</sup>		3360	5250	4440	263	1600	4350	4230	4280	3570	3000	3230	2410	1060	1450
	Sulphate	mg/L	3			250(SO4) <sup>#22</sup>	400 <sup>#4</sup>	-	-	-	-	-	-	-	-	-	-	-	-	-	-
	Sulphate (Filtered)	mg/L	2			250(SO4) <sup>#22</sup>	400 <sup>#4</sup>	<2	22.5	7.4	54	1970	768	454	289	71.2	50	39	49	251	23.7
PAH	Coronene	µg/L	50					-	-	-	-	<200	<200	-	-	-	-	-	-	-	-
	Naphthalene	µg/L	0.01	3900		2 <sup>#3</sup>	2 <sup>#3</sup>	<1 - 0.0307	<1 - 0.0456	<1 - 0.189	0.14	0.15	<5 - 0.06	<5 - 0.04	0.01	<0.1	0.02	0.02	<1 - 0.504	0.03	<1 - 0.71
	Acenaphthene	µg/L	0.005	>SOL <sup>#23</sup>			No UK EQS	<0.01	<0.01	<10 - 0.0272	<0.04	0.02	<0.01	<0.01	<0.01	<0.05	<0.01	<0.01	<0.01	<0.01	<0.01
	Acenaphthylene	µg/L	0.005	>SOL <sup>#23</sup>			No UK EQS	<0.01	<0.01	<0.005	<0.04	<0.01	<0.01	<8 - 0.01	<0.01	<0.05	<0.01	<0.01	<0.01	<0.01	<0.01
	Fluoranthene	µg/L	0.005	>SOL <sup>#23</sup>		0.0063 <sup>#3</sup>	0.0063 <sup>#3</sup>	<0.01	<0.01	<10 - 0.0182	<0.04	0.03	<0.01	<8 - 0.01	<0.01	<0.05	<0.01	<0.01	<0.01	<0.01	<0.01
	Anthracene	µg/L	0.005	>SOL <sup>#23</sup>		0.1 <sup>#3</sup>	0.1 <sup>#3</sup>	<0.01	<0.01	<0.005	<0.04	0.01	<0.01	<0.01	<0.01	<0.05	<0.01	<0.01	<0.01	<0.01	<0.01
	Phenanthrene	µg/L	0.005	>SOL <sup>#23</sup>			No UK EQS	<0.01	<0.01	<10 - 0.0113	0.05	0.04	<8 - 0.01	<8 - 0.01	<0.01	<0.05	<0.01	<0.01	<0.01	<0.01	<0.01
	Fluorene	µg/L	0.005	>SOL <sup>#23</sup>			No UK EQS	<0.01	<0.01	<0.005	<0.04	0.01	<0.01	<0.01	<0.01	<0.05	<0.01	<0.01	<0.01	<0.01	<0.01
	Chrysene	µg/L	0.005	>SOL <sup>#23</sup>			No UK EQS	<0.01	<0.01	<0.005	<0.04	<0.01	<0.01	<0.01	<0.01	<0.05	<0.01	<0.01	<0.01	<0.01	<0.01
	Pyrene	µg/L	0.005	>SOL <sup>#23</sup>			No UK EQS	<0.01	<0.01	<10 - 0.0185	<0.04	0.02	<0.01	<0.01	<0.01	<0.05	<0.01	<0.01	<0.01	<0.01	<0.01
	Benzo(a)anthracene	µg/L	0.005	>SOL <sup>#23</sup>			No UK EQS	<0.01	<0.01	<0.005	<0.04	0.02	<0.01	<8 - 0.01	<0.01	<0.05	<0.01	<0.01	<0.01	<0.01	<0.01
	Benzo(b)fluoranthene	µg/L	0.005	>SOL <sup>#23</sup>	0.025 <sup>#24</sup>	See BaP <sup>#25</sup>	See BaP <sup>#25</sup>	<0.01	<0.01	<0.005	<0.04	<0.01	<0.01	<0.01	<0.01	<0.05	<0.01	<0.01	<0.01	<0.01	<0.01
	Benzo(k)fluoranthene	µg/L	0.005	>SOL <sup>#23</sup>	0.025 <sup>#24</sup>	See BaP <sup>#25</sup>	See BaP <sup>#25</sup>	<0.01	<0.01	<0.005	<0.04	<0.01	<0.01	<0.01	<0.01	<0.05	<0.01	<0.01	<0.01	<0.01	<0.01
	Benzo(a)pyrene	µg/L	0.002	>SOL <sup>#23</sup>	0.01 <sup>#1</sup>	0.00017 <sup>#25</sup>	0.00017 <sup>#25</sup>	<0.004	<0.004	<10 - 0.00875	<0.04	<0.01	<0.01	<0.01	<0.01	<0.02	<0.01	<0.01	<0.004	<0.01	<0.004
	Dibenz(a,h)anthracene	µg/L	0.005	>SOL <sup>#23</sup>			No UK EQS	<0.01	<0.01	<0.005	<0.04	<0.01	<0.01	<0.01	<0.01	<0.05	<0.01	<0.01	<0.01	<0.01	<0.01
	Benzo(g,h,i)perylene	µg/L	0.005	>SOL <sup>#23</sup>	0.025 <sup>#24</sup>	See BaP <sup>#25</sup>	See BaP <sup>#25</sup>	<0.01	<0.01	<10 - 0.0152	<0.04	<0.01	<0.01	<0.01	<0.01	<0.05	<0.01	<0.01	<0.01	<0.01	<0.01
	Indeno(1,2,3-c,d)pyrene	µg/L	0.005	>SOL <sup>#23</sup>	0.025 <sup>#24</sup>	See BaP <sup>#25</sup>	See BaP <sup>#25</sup>	<0.01	<0.01	<0.005	<0.04	<0.01	<0.01	<0.01	<0.01	<0.05	<0.01	<0.01	<0.01	<0.01	<0.01
	PAH 16 Total	µg/L	0.082					<0.164	<0.164	0.288	<0.75	<0.39	<0.21	<0.2	<0.16	<0.82	<0.17	<0.17	0.504	<0.18	0.71
TPH CWG	>C5-C6 Aliphatics	µg/L	10	>SOL <sup>#23</sup>	See TPH	See TPH	See TPH	49	45	46	<100	<100	<100	<100	<100	<10	<100	<100	<10	<100	41
	>C6-C7 Aliphatics	µg/L	100					-	-	-	<100	<100	<100	<100	<100	-	<100	<100	-	<100	-
	>C6-C8 Aliphatics	µg/L	10	>SOL <sup>#23</sup>	See TPH	See TPH	See TPH	300	262	274	<100	<100	<100	<100	<100	<10	<100	<100	18	<100	235
	>C7-C8 Aliphatics	µg/L	100					-	-	-	<100	<100	<100	<100	<100	-	<100	<100	-	<100	-
	>C8-C10 Aliphatics	µg/L	10	>SOL <sup>#23</sup>	See TPH	See TPH	See TPH	452	355	381	<10	<10	<10	<10 - 144	<10	<10	<10	<10	<10	<10	1040

				Location	BH07056	BH07056	BH07056	BH07060	BH07064	BH07065	BH07066	BH07067	BH07067	BH07068	BH07068	BH07068	BH07069	BH07069			
				Sampled Date	23/07/2020	19/08/2020	19/08/2020	03/03/2020	19/02/2020	24/02/2020	24/02/2020	24/02/2020	15/12/2020	18/02/2020	24/02/2020	15/12/2020	24/02/2020	26/01/2021			
				Time																	
				Sample Depth Avg	11.17	5.5	5.5	5.6	5.25	10	13	4	1.35	7	6.5	1.3	7	0			
Chem_Group	Analyte	Units	MDL	Arcadis GAC - Human Health - Residential	UK Drinking Water Standards	UK Estuaries and coastal waters EQS	UK Freshwater EQS														
	>C10-C12 Aliphatics	µg/L	10	>SOL <sup>#23</sup>	See TPH	See TPH	See TPH	66	53	62	<10	<10	<10	<10	<10	<10	11	<10	173		
	>C12-C16 Aliphatics	µg/L	10	>SOL <sup>#23</sup>	See TPH	See TPH	See TPH	<20	<20	<10	<10	<10	<10	<100	<10	<10	<20	<10	<20		
	>C16-C21 Aliphatics	µg/L	10	NR <sup>#26</sup>	See TPH	See TPH	See TPH	<20	<20	<10	<10	<10	<10	<100	<10	<10	<20	<10	<20		
	>C21-C35 Aliphatics	µg/L	10	NR <sup>#26</sup>	See TPH	See TPH	See TPH	<20	<20	<10	60	27	<10	11	11	<100	26	<10	<20	11	<20
	>C16-C35 Aliphatics	µg/L	10	NR <sup>#26</sup>				<20	<20	<10	-	-	-	-	<100	-	-	<20	-	<20	
	>C8-C40 Aliphatics	µg/L	10					-	-	-	71	34	<10	19	14	-	27	12	-	17	-
	Total Aliphatics >C12-C35	µg/L	10					<20	<20	<10	-	-	-	-	<100	-	-	<20	-	<20	
	>EC5-EC7 Aromatics	µg/L	5	910	See TPH	See TPH	See TPH	-	-	-	<5	<5	<5	<5	<5	<10	<5	<5	<10	<5	<10
	>EC6-EC7 Aromatics	µg/L	10					<10	<10	<10	-	-	-	-	-	-	-	-	-	-	-
	>EC7-EC8 Aromatics	µg/L	5	>SOL <sup>#23</sup>	See TPH	See TPH	See TPH	<10	<10	<10	<5	<5	<5	<5	<5	<10	<5	<5	<10	<5	11
	>EC8-EC10 Aromatics	µg/L	10	8900	See TPH	See TPH	See TPH	421	347	369	<10	<10	<10	<10	<10	<10	<10	<10	22	<10	703
	>EC10-EC12 Aromatics	µg/L	10	8000	See TPH	See TPH	See TPH	44	35	41	<10	<10	<10	<10	<10	<10	<10	<10	<10	<10	115
	>EC8-EC40 Aromatics	µg/L	10					-	-	-	-	-	33	15	-	-	-	-	-	13	-
	>EC12-EC16 Aromatics	µg/L	10	>SOL <sup>#23</sup>	See TPH	See TPH	See TPH	<20	<20	15	<10	<10	<10	<10	<100	<10	<10	<20	<10	<20	
	>EC16-EC21 Aromatics	µg/L	10	NR <sup>#26</sup>	See TPH	See TPH	See TPH	<20	<20	<10	<10	<10	<10	<10	<100	<10	<10	<20	<10	<20	
	>EC21-EC35 Aromatics	µg/L	10	NR <sup>#26</sup>	See TPH	See TPH	See TPH	<20	<20	<10	30	17	24	<10	<10	<100	16	<10	<20	<10	<20
	Total Aromatics >EC12-EC35	µg/L	10					<20	<20	15	-	-	-	-	<100	-	-	<20	-	<20	
	TPH >C5-C35 Aliphatics/Aromatics	µg/L	10	na <sup>#27</sup>	10 <sup>#28</sup>	150 <sup>#29</sup>	150 <sup>#29</sup>	1330	1100	1200	-	-	-	-	<10	-	-	80	-	2320	
TPH	>C5-C6	µg/L	100					-	-	-	<100	<100	<100	<100	<100	-	<100	<100	-	<100	-
	>C6-C7	µg/L	100					-	-	-	<100	<100	<100	<100	<100	-	<100	<100	-	<100	-
	>C7-C8	µg/L	100					-	-	-	<100	<100	<100	<100	<100	-	<100	<100	-	<100	-
	>C8-C10	µg/L	100					-	-	-	<100	<100	<100	226	<100	-	<100	<100	-	<100	-
	GRO	µg/L	100					-	-	-	<100	<100	<100	264	<100	-	<100	<100	-	111	-
	GRO >C5-12	µg/L	50					1330	1100	1180	-	-	-	-	<50	-	-	93	-	2320	
BTEX and MTBE	Benzene	µg/L	1	910	1 <sup>#1</sup>	8 <sup>#3</sup>	10 <sup>#3</sup>	<1	<1	<1	<1	<1	<1	<1	<1	<1	<1	<1	<7 - 3.45	<1	<7 - 2.29
	Toluene	µg/L	1	>SOL <sup>#23</sup>	700 <sup>#30</sup>	74 <sup>#3</sup>	74 <sup>#3</sup>	<4 - 2.86	5 - 8.31	7 - 10	<5	<5	<1	<1	<5	<1	<5	<5	8 - 12.5	<1	10.3 - 11
	Ethylbenzene	µg/L	1	55000	300 <sup>#30</sup>	20 <sup>#31</sup>	20 <sup>#31</sup>	<1	<1	<1	<1	<1	<1	<1	<1	<1	<1	<1	<5 - 2.76	<1	<5 - 3.41
	Xylene (m & p)	µg/L	1	22500	250 <sup>#33</sup>	15 <sup>#34</sup>	15 <sup>#34</sup>	<1	<8 - 1.75	<8 - 2.12	<1	<1	<1	<1 - 74	<1	<1	<1	<1	8 - 9.66	<1	9.08 - 12
	Xylene (o)	µg/L	1	22500	250 <sup>#33</sup>	15 <sup>#34</sup>	15 <sup>#34</sup>	<1 - 118	<1 - 104	<1 - 109	<1	<1	<1	<1	<1	<1	<1	<1	5 - 7.01	<1	<3 - 5.67
	Xylene Total	µg/L	2	45000	500 <sup>#30</sup>	30 <sup>#4</sup>	30 <sup>#4</sup>	<2 - 118	<2 - 104	2.12 - 109	<2	<2	<2	<2 - 78	<2	<11	<2	<2	13	<2	12

				Location	BH07056	BH07056	BH07056	BH07060	BH07064	BH07065	BH07066	BH07067	BH07067	BH07068	BH07068	BH07068	BH07068	BH07069	BH07069		
				Sampled_Date	23/07/2020	19/08/2020	19/08/2020	03/03/2020	19/02/2020	24/02/2020	24/02/2020	24/02/2020	15/12/2020	18/02/2020	24/02/2020	15/12/2020	24/02/2020	26/01/2021			
				Sample_Depth	11.17	5.5	5.5	5.6	5.25	10	13	4	1.35	7	6.5	1.3	7	0			
				Avg																	
Chem_Group	Analyte	Units	MDL	Arcadis GAC - Human Health - Residential	UK Drinking Water Standards	UK Estuaries and coastal waters EQS	UK Freshwater EQS														
	MTBE	µg/L	1	390000	15 <sup>#35</sup>	15 <sup>#35</sup>	15 <sup>#36</sup>	<1	<1	<1	<1	<1	<1	<1	<1	<1	<1	13.9 - 14	<1	3.81 - 4	
	Total BTEX	µg/L	28					118	109	116	-	-	-	-	<28	-	-	<28	-	<28	
VOC	Styrene	µg/L	1			50 <sup>#4</sup>	50 <sup>#4</sup>	<1	<1	<1	-	-	<1	<1	-	<1	-	-	2.58	-	<1
	cis-1,3-dichloropropene	µg/L	1					<1	<1	<1	-	-	<1	<1	-	<1	-	-	<1	-	<1
	trans-1,3-dichloropropene	µg/L	1					<1	<1	<1	-	-	<1	<1	-	<1	-	-	<1	-	<1
	1,1,1,2-tetrachloroethane	µg/L	1				70 <sup>#37</sup>	<1	<1	<1	-	-	<1	<1	-	<1	-	-	<1	-	<1
	1,1,1-trichloroethane	µg/L	1	270000	2000 <sup>#38</sup>	100 <sup>#4</sup>	100 <sup>#4</sup>	<1	<1	<1	-	-	<1	<1	-	<1	-	-	<1	-	<1
	1,1,2,2-tetrachloroethane	µg/L	1				70 <sup>#37</sup>	<1	<1	<1	-	-	<1	<1	-	<1	-	-	<1	-	<1
	1,1,2-trichloroethane	µg/L	1			300 <sup>#4</sup>	400 <sup>#4</sup>	<1	<1	<1	-	-	<1	<1	-	<1	-	-	<1	-	<1
	1,1-dichloroethane	µg/L	1	30000	2,8 <sup>#39</sup>			<1	<1	<1	-	-	<1	<1	-	<1	-	-	<1	-	<1
	1,1-dichloroethene	µg/L	1	14000	140 <sup>#40</sup>			<1	<1	<1	-	-	<1	<1	-	<1	-	-	<1	-	<1
	1,1-dichloropropene	µg/L	1					<1	<1	<1	-	-	<1	<1	-	<1	-	-	<1	-	<1
	1,2,3-trichloropropane	µg/L	1					<1	<1	<1	-	-	<1	<1	-	<1	-	-	<1	-	<1
	1,2,4-trimethylbenzene	µg/L	1					<1	<1	<1	-	-	<1	<1	-	<1	-	-	1.9	-	3.54
	1,2-dibromo-3-chloropropane	µg/L	1					<1	<1	<1	-	-	<5	<5	-	<1	-	-	<1	-	<1
	1,2-dibromoethane	µg/L	1					<1	<1	<1	-	-	<1	<1	-	<1	-	-	<1	-	<1
	1,2-dichloroethane	µg/L	1	63	3 <sup>#1</sup>	10 <sup>#3</sup>	10 <sup>#3</sup>	<1	<1	<1	-	-	<1	<1	-	<1	-	-	<1	-	<1
	1,2-dichloropropane	µg/L	1					<1	<1	<1	-	-	<1	<1	-	<1	-	-	<1	-	<1
	1,3,5-trimethylbenzene	µg/L	1					<1	<1	<1	-	-	<1	<1	-	<1	-	-	1.01	-	<1
	1,3-dichloropropane	µg/L	1					<1	<1	<1	-	-	<1	<1	-	<1	-	-	<1	-	<1
	2,2-dichloropropane	µg/L	1					<1	<1	<1	-	-	<1	<1	-	<1	-	-	<1	-	<1
	2-chlorotoluene	µg/L	1					<1	<1	<1	-	-	<1	<1	-	<1	-	-	<1	-	<1
	4-chlorotoluene	µg/L	1					<1	<1	<1	-	-	<1	<1	-	<1	-	-	<1	-	<1
	Bromobenzene	µg/L	1					<1	<1	<1	-	-	<1	<1	-	<1	-	-	<1	-	<1
	Bromochloromethane	µg/L	1					<1	<1	<1	-	-	<1	<1	-	<1	-	-	<1	-	<1
	Bromodichloromethane	µg/L	1		25 <sup>#41</sup>			<1	<1	<1	-	-	<1	<1	-	<1	-	-	<1	-	<1
	Bromoform	µg/L	1		25 <sup>#41</sup>			<1	<1	<1	-	-	<1	<1	-	<1	-	-	<1	-	<1
	Bromomethane	µg/L	1					<1	<1	<1	-	-	<1	<1	-	<1	-	-	<1	-	<1
	Carbon disulfide	µg/L	1					10.3	15.1	13.7	-	-	-	-	<1	-	-	-	<1	-	<1
	Carbon tetrachloride	µg/L	1		3 <sup>#1</sup>	12 <sup>#3</sup>	12 <sup>#3</sup>	<1	<1	<1	-	-	<1	<1	-	<1	-	-	<1	-	<1

				Location	BH07056	BH07056	BH07056	BH07060	BH07064	BH07065	BH07066	BH07067	BH07067	BH07068	BH07068	BH07068	BH07069	BH07069			
				Sampled_Date	23/07/2020	19/08/2020	19/08/2020	03/03/2020	19/02/2020	24/02/2020	24/02/2020	24/02/2020	15/12/2020	18/02/2020	24/02/2020	15/12/2020	24/02/2020	26/01/2021			
				Sample_Depth	11.17	5.5	5.5	5.6	5.25	10	13	4	1.35	7	6.5	1.3	7	0			
				Avg																	
Chem_Group	Analyte	Units	MDL	Arcadis GAC - Human Health - Residential	UK Drinking Water Standards	UK Estuaries and coastal waters EQS	UK Freshwater EQS														
	Chlorodibromomethane	µg/L	1		25 <sup>#41</sup>			<1	<1	<1	-	-	<1	<1	-	<1	-	-	<1	-	<1
	Chloroethane	µg/L	1					<1	<1	<1	-	-	<1	<1	-	<1	-	-	<1	-	<1
	Chloroform	µg/L	1	15000	25 <sup>#41</sup>	2.5 <sup>#3</sup>	2.5 <sup>#3</sup>	<1	<1	<1	-	-	<1	<1	-	<1	-	-	<1	-	<1
	Chloromethane	µg/L	1					<1	<1	<1	-	-	<1	<1	-	<1	-	-	<1	-	<1
	cis-1,2-dichloroethene	µg/L	1	2200	25 <sup>#42</sup>			<1	<1	<1	-	-	<1	<1	-	<1	-	-	<1	-	<1
	Dibromomethane	µg/L	1					<1	<1	<1	-	-	<1	<1	-	<1	-	-	<1	-	<1
	Dichlorodifluoromethane	µg/L	1					<1	<1	<1	-	-	<1	<1	-	<1	-	-	<1	-	<1
	Dichloromethane	µg/L	3			20 <sup>#3</sup>	20 <sup>#3</sup>	<3	<3	<3	-	-	-	-	-	<3	-	-	<3	-	<3
	Isopropylbenzene	µg/L	1					<1	<1	<1	-	-	<1	<1	-	<1	-	-	<1	-	<1
	n-butylbenzene	µg/L	1					<1	<1	<1	-	-	<1	<1	-	<1	-	-	<1	-	<1
	n-propylbenzene	µg/L	1					<1	<1	<1	-	-	<1	<1	-	<1	-	-	<1	-	<1
	p-isopropyltoluene	µg/L	1					<1	<1	<1	-	-	<1	<1	-	<1	-	-	<1	-	<1
	sec-butylbenzene	µg/L	1					<1	<1	<1	-	-	<1	<1	-	<1	-	-	<1	-	<1
	Trichloroethene	µg/L	1	260	5 <sup>#43</sup>	10 <sup>#3</sup>	10 <sup>#3</sup>	<1	<1	<1	-	-	<1	<1	-	<1	-	-	<1	-	<1
	tert-butylbenzene	µg/L	1					<1	<1	<1	-	-	<1	<1	-	<1	-	-	<1	-	<1
	Tetrachloroethene	µg/L	1	2700	5 <sup>#43</sup>	10 <sup>#3</sup>	10 <sup>#3</sup>	<1	<1	<1	-	-	<1	<1	-	<1	-	-	<1	-	<1
	trans-1,2-dichloroethene	µg/L	1	7100	25 <sup>#42</sup>			<1	<1	<1	-	-	<1	<1	-	<1	-	-	<1	-	<1
	Trichlorofluoromethane	µg/L	1					<1	<1	<1	-	-	<1	<1	-	<1	-	-	<1	-	<1
	Vinyl chloride	µg/L	1	97	0.5 <sup>#1</sup>			<1	<1	<1	-	-	<1	<1	-	<1	-	-	<1	-	<1
	tert-Amyl methyl ether	µg/L	1					<1	<1	<1	-	-	-	-	-	<1	-	-	<1	-	<1
VOC/SVOC	1,2,3-trichlorobenzene	µg/L	0.01			0.13 <sup>#44</sup>	0.13 <sup>#44</sup>	<1	<1	<1	-	<0.01	<1	<1	-	<1	-	-	<1	-	<1
	1,2,4-trichlorobenzene	µg/L	0.01			0.13 <sup>#44</sup>	0.13 <sup>#44</sup>	<1	<1	<1	-	-	<5	<5	-	<1	-	-	<1	-	<1
	1,2-dichlorobenzene	µg/L	1			6.7 <sup>#45</sup>	6.7 <sup>#45</sup>	<1	<1	<1	-	-	<5	<5	-	<1	-	-	<1	-	<1
	1,3,5-Trichlorobenzene	µg/L	0.01			0.13 <sup>#44</sup>	0.13 <sup>#44</sup>	<1	<1	<1	-	<0.01	-	-	-	<1	-	-	<1	-	<1
	1,3-dichlorobenzene	µg/L	1			6.7 <sup>#45</sup>	6.7 <sup>#45</sup>	<1	<1	<1	-	-	<1	<1	-	<1	-	-	<1	-	<1
	1,4-dichlorobenzene	µg/L	1			6.7 <sup>#45</sup>	6.7 <sup>#45</sup>	<1	<1	<1	-	-	<1	<1	-	<1	-	-	<1	-	<1
	Chlorobenzene	µg/L	1	2400	100 <sup>#46</sup>			<1	<2	<2	-	-	<1	<1	-	<1	-	-	2.53	-	<1
	Hexachlorobutadiene	µg/L	0.01			0.6(MAC) <sup>#13</sup>	0.6(MAC) <sup>#13</sup>	<1	<1	<1	-	-	<5	<5	-	<1	-	-	<1	-	<1
SVOC	Benzyl alcohol	µg/L	5					-	-	-	-	<20	<20	-	-	-	-	-	-	-	-
	Diphenyl ether	mg/L	0.002					-	-	-	-	<0.008	<0.008	-	-	-	-	-	-	-	-



				Location	BH07056	BH07056	BH07056	BH07060	BH07064	BH07065	BH07066	BH07067	BH07067	BH07068	BH07068	BH07068	BH07069	BH07069	
				Sampled_Date	23/07/2020	19/08/2020	19/08/2020	03/03/2020	19/02/2020	24/02/2020	24/02/2020	24/02/2020	15/12/2020	18/02/2020	24/02/2020	15/12/2020	24/02/2020	26/01/2021	
				Sample_Depth	11.17	5.5	5.5	5.6	5.25	10	13	4	1.35	7	6.5	1.3	7	0	
				Avg															
				Arcadis GAC - Human Health - Residential	UK Drinking Water Standards	UK Estuaries and coastal waters EQS	UK Freshwater EQS												
Chem_Group	Analyte	Units	MDL																
	4-bromophenyl phenyl ether	µg/L	1	<20	<10	<10	-	-	<20	<20	-	<8	-	-	<10	-	<20		
	4-nitroaniline	µg/L	1	<20	<10	<10	-	-	<20	<20	-	<8	-	-	<10	-	<20		
	4-nitrophenol	µg/L	1	<20	<10	<10	-	-	<200	<200	-	<8	-	-	<10	-	<20		
	1,1-Biphenyl	µg/L	2			25	25 <sup>93</sup>	-	-	<8	<8	-	-	-	-	-	-		
	1,2,3,4-tetrachlorobenzene	µg/L	0.01	-	-	-	-	<0.01	-	-	-	-	-	-	-	-	-		
	1-Methylnaphthalene	µg/L	2	-	-	-	-	<8	<8	-	-	-	-	-	-	-	-		
	2,4,5-trichlorophenol	µg/L	1	<20	<10	<10	-	-	<80	<80	-	<8	-	-	<10	-	<20		
	2,4,6-trichlorophenol	µg/L	1	<20	<10	<10	-	-	<80	<80	-	<8	-	-	<10	-	<20		
	2,4-dichlorophenol	µg/L	1	<20	<10	<10	-	-	<80	<80	-	<8	-	-	<10	-	<20		
	2,4-dimethylphenol	µg/L	1	<20	<10	<10	-	-	<80	<80	-	<8	-	-	<10	-	<20		
	2,4-dinitrophenol	µg/L	10	-	-	-	-	<40	<40	-	-	-	-	-	-	-	-		
	2,4-dinitrotoluene	µg/L	1	<20	<10	<10	-	-	<20	<20	-	<8	-	-	<10	-	<20		
	2,6-dinitrotoluene	µg/L	1	<20	<10	<10	-	-	<20	<20	-	<8	-	-	<10	-	<20		
	2-chloronaphthalene	µg/L	1	<20	<10	<10	-	-	<8	<8	-	<8	-	-	<10	-	<20		
	2-chlorophenol	µg/L	1	<20	<10	<10	-	-	<80	<80	-	<8	-	-	<10	-	<20		
	2-methylnaphthalene	µg/L	1	<20	<10	<10	-	-	<8	<8	-	<8	-	-	<10	-	<20		
	2-methylphenol	µg/L	1	<20	<10	<10	-	-	<20	<20	-	<8	-	-	<10	-	<20		
	2-nitroaniline	µg/L	1	<20	<10	<10	-	-	<20	<20	-	<8	-	-	<10	-	<20		
	2-nitrophenol	µg/L	1	<20	<10	<10	-	-	<80	<80	-	<8	-	-	<10	-	<20		
	3-nitroaniline	µg/L	1	<20	<10	<10	-	-	<20	<20	-	<8	-	-	<10	-	<20		
	4,6-Dinitro-2-methylphenol	µg/L	50	-	-	-	-	<200	<200	-	-	-	-	-	-	-	-		
	4-chloro-3-methylphenol	µg/L	1	<20	<10	<10	-	-	<20	<20	-	<8	-	-	<10	-	<20		
	4-chloroaniline	µg/L	1	<20	<10	<10	-	-	<20	<20	-	<8	-	-	<10	-	<20		
	4-chlorophenol	µg/L	20	<20	<10	<10	-	-	<80	<80	-	<8	-	-	<10	-	<20		
	4-chlorophenyl phenyl ether	µg/L	1	<20	<10	<10	-	-	<20	<20	-	<8	-	-	<10	-	<20		
	4-methylphenol	µg/L	1	272	160	172	-	-	-	-	-	<8	-	-	<10	-	85.3		
	Azobenzene	µg/L	1	<20	<10	<10	-	-	<200	<200	-	<8	-	-	<10	-	<20		
	Benzoic Acid	µg/L	100	-	-	-	-	<400	<400	-	-	-	-	-	-	-	-		
	Bis(2-chloroethoxy) methane	µg/L	1	<20	<10	<10	-	-	<20	<20	-	<8	-	-	<10	-	<20		
	Bis(2-chloroethyl)ether	µg/L	1	<20	<10	<10	-	-	<20	<20	-	<8	-	-	<10	-	<20		

				Location	BH07056	BH07056	BH07056	BH07060	BH07064	BH07065	BH07066	BH07067	BH07067	BH07068	BH07068	BH07068	BH07069	BH07069		
				Sampled_Date	23/07/2020	19/08/2020	19/08/2020	03/03/2020	19/02/2020	24/02/2020	24/02/2020	24/02/2020	15/12/2020	18/02/2020	24/02/2020	15/12/2020	24/02/2020	26/01/2021		
				Sample_Depth	11.17	5.5	5.5	5.6	5.25	10	13	4	1.35	7	6.5	1.3	7	0		
				Avg																
Chem_Group	Analyte	Units	MDL	Arcadis GAC - Human Health - Residential	UK Drinking Water Standards	UK Estuaries and coastal waters EQS	UK Freshwater EQS													
	Bis(2-chloroisopropyl) ether	µg/L	5					-	-	-	<20	<20	-	-	-	-	-	-		
	Bis(2-ethylhexyl) phthalate	µg/L	2			1.3 <sup>#3</sup>	1.3 <sup>#3</sup>	<40	<20	<20	<20	<20	-	<16	-	-	<20	-	<40	
	Butyl benzyl phthalate	µg/L	1			0.75 <sup>#3</sup>	7.5 <sup>#3</sup>	<20	<10	<10	<20	<20	-	<8	-	-	<10	-	<20	
	Carbazole	µg/L	1					<20	<10	<10	<200	<200	-	<8	-	-	<10	-	<20	
	Dibenzofuran	µg/L	1					<20	<10	<10	<20	<20	-	<8	-	-	<10	-	<20	
	Diethylphthalate	µg/L	1			200 <sup>#4</sup>	200 <sup>#4</sup>	<20	<10	<10	<20	<20	-	<8	-	-	<10	-	<20	
	Dimethyl phthalate	µg/L	1			800 <sup>#4</sup>	800 <sup>#4</sup>	<20	<10	<10	<20	<20	-	<8	-	-	<10	-	<20	
	Di-n-butyl phthalate	µg/L	1			8 <sup>#4</sup>	8 <sup>#4</sup>	<20	<10	<10	<20	<20	-	<8	-	-	<10	-	<20	
	Di-n-octyl phthalate	µg/L	2			20 <sup>#4</sup>	20 <sup>#4</sup>	<100	<50	<50	<8	<8	-	<40	-	-	<50	-	<100	
	Hexachlorobenzene	µg/L	0.01			0.05(MAC) <sup>#13</sup>	0.05(MAC) <sup>#13</sup>	<20	<10	<10	<0.01	<20	<20	-	<8	-	-	<10	-	<20
	Hexachlorocyclopentadiene	µg/L	1					<20	<10	<10	<20	<20	-	<8	-	-	<10	-	<20	
	Hexachloroethane	µg/L	1					<20	<10	<10	<20	<20	-	<8	-	-	<10	-	<20	
	Isophorone	µg/L	1					<20	<10	<10	<20	<20	-	<8	-	-	<10	-	<20	
	Nitrobenzene	µg/L	1					<20	<10	<10	<20	<20	-	<8	-	-	<10	-	<20	
	N-nitrosodi-n-propylamine	µg/L	1					<20	<10	<10	<20	<20	-	<8	-	-	<10	-	<20	
	n-Nitrosodiphenylamine	µg/L	5					-	-	-	<20	<20	-	-	-	-	-	-	-	
	Pentachlorobenzene	µg/L	0.01			0.0007 <sup>#3</sup>	0.007 <sup>#3</sup>	-	-	-	<0.01	-	-	-	-	-	-	-	-	
	Pentachloronitrobenzene	µg/L	0.01					-	-	-	-	-	-	-	-	-	-	-	-	
	Pentachlorophenol	µg/L	1			0.4 <sup>#3</sup>	0.4 <sup>#3</sup>	<20	<10	<10	<200	<200	-	<8	-	-	<10	-	<20	
PCB	Heptachlorobiphenyl, 2,3,3,4,4,5,5- (PCB 189)	µg/L	0.01					<0.03	<0.03	<0.015	-	-	-	-	-	-	-	-	-	
	Hexachlorobiphenyl, 2,3,3,4,4,5- (PCB 156)	µg/L	0.01					<0.03	<0.03	<0.015	-	-	-	-	-	-	-	-	-	
	Hexachlorobiphenyl, 2,3,3,4,4,5- (PCB 157)	µg/L	0.01					<0.03	<0.03	<0.015	-	-	-	-	-	-	-	-	-	
	Hexachlorobiphenyl, 2,3,4,4,5,5- (PCB 167)	µg/L	0.01					<0.03	<0.03	<0.015	-	-	-	-	-	-	-	-	-	
	Hexachlorobiphenyl, 3,3,4,4,5,5- (PCB 169)	µg/L	0.01					<0.03	<0.03	<0.015	-	-	-	-	-	-	-	-	-	
	PCB 101	µg/L	0.01					<0.03	<0.03	<0.015	-	-	-	-	-	-	-	-	-	
	PCB 118	µg/L	0.01					<0.03	<0.03	<0.015	-	-	-	-	-	-	-	-	-	
	PCB 138	µg/L	0.01					<0.03	<0.03	<0.015	-	-	-	-	-	-	-	-	-	
	PCB 153	µg/L	0.01					<0.03	<0.03	<0.015	-	-	-	-	-	-	-	-	-	
	PCB 180	µg/L	0.01					<0.03	<0.03	<0.015	-	-	-	-	-	-	-	-	-	
	PCB 28	µg/L	0.01					<0.03	<0.03	<0.015	-	-	-	-	-	-	-	-	-	

				Location	BH07056	BH07056	BH07056	BH07060	BH07064	BH07065	BH07066	BH07067	BH07067	BH07068	BH07068	BH07068	BH07069	BH07069			
				Sampled_Date	23/07/2020	19/08/2020	19/08/2020	03/03/2020	19/02/2020	24/02/2020	24/02/2020	24/02/2020	15/12/2020	18/02/2020	24/02/2020	15/12/2020	24/02/2020	26/01/2021			
				Time																	
				Sample_Depth	11.17	5.5	5.5	5.6	5.25	10	13	4	1.35	7	6.5	1.3	7	0			
				Avg																	
				Arcadis GAC - Human Health - Residential	UK Drinking Water Standards	UK Estuaries and coastal waters EQS	UK Freshwater EQS														
Chem_Group	Analyte	Units	MDL																		
	PCB 52	µg/L	0.01	<0.03	<0.03	<0.015	-	-	-	-	-	-	-	-	-	-	-	-			
	Pentachlorobiphenyl, 2,3,3,4,4,- (PCB 105)	µg/L	0.01	<0.03	<0.03	<0.015	-	-	-	-	-	-	-	-	-	-	-	-			
	Pentachlorobiphenyl, 2,3,4,4,5- (PCB 114)	µg/L	0.01	<0.03	<0.03	<0.015	-	-	-	-	-	-	-	-	-	-	-	-			
	Pentachlorobiphenyl, 2,3,4,4,5- (PCB 123)	µg/L	0.01	<0.03	<0.03	<0.015	-	-	-	-	-	-	-	-	-	-	-	-			
	Pentachlorobiphenyl, 3,3,4,4,5- (PCB 126)	µg/L	0.01	<0.03	<0.03	<0.015	-	-	-	-	-	-	-	-	-	-	-	-			
	Tetrachlorobiphenyl, 3,3,4,4- (PCB 77)	µg/L	0.01	<0.03	<0.03	<0.015	-	-	-	-	-	-	-	-	-	-	-	-			
	Tetrachlorobiphenyl, 3,4,4,5- (PCB 81)	µg/L	0.01	<0.03	<0.03	<0.015	-	-	-	-	-	-	-	-	-	-	-	-			
	Total PCB 7 Congeners	µg/L	0.105	<0.21	<0.21	<0.105	-	-	-	-	-	-	-	-	-	-	-	-			
Phenolics	Xylenols (Filtered)	µg/L	0.5	<8	10	<8	-	-	-	-	-	<0.5	-	-	-	5.75	-	8.53			
	3-&4-methylphenol	µg/L	20	-	-	-	-	-	<80	<80	-	-	-	-	-	-	-	-			
	Trimethylphenols	µg/L	0.5	-	-	-	-	-	-	-	-	-	-	-	-	-	-	-			
	Trimethylphenols (Filtered)	µg/L	0.5	-	-	-	4.7	<0.5	<5	28.6	<5	-	<0.5	<1	-	<5	-	-			
	Cresol Total	µg/L	0.5	-	-	-	-	-	-	-	-	-	-	-	-	-	-	-			
	Cresol Total (Filtered)	µg/L	0.5	340	250	270	3.4	<0.5	<5	117	9.1	6.92	<0.5	<1	7.26	17.1	127				
	Dimethylphenols	µg/L	0.5	-	-	-	-	-	-	-	-	-	-	-	-	-	-	-			
	Dimethylphenols (Filtered)	µg/L	0.5	-	-	-	6.6	<0.5	<5	61.8	5.7	-	<0.5	<1	-	<5	-	-			
	Phenol	µg/L	0.5	1200000	5800 <sup>#39</sup>	7.7 <sup>#3</sup>	7.7 <sup>#3</sup>	20.7	16.1	20	-	<80	<80	-	<8	-	<10	-	<20		
	Phenol (Filtered)	µg/L	0.5	1200000	5800 <sup>#39</sup>	7.7 <sup>#3</sup>	7.7 <sup>#3</sup>	60	30	10	0.7	<0.5	<5	40.3	77.2	0.62	<0.5	<1	4.2	12.2	37
	Phenols Monohydric (Filtered)	µg/L	0.5	400	290	280	-	-	-	-	-	-	7.54	-	-	17.2	-	173			
PFAS	Branched PFOS	µg/L	0.002	<0.005	-	-	-	-	-	-	-	-	-	-	-	-	-	-			
	Linear PFOS(Perfluoro-1-octanesulfonate)	µg/l	0.0013	0.00465	-	-	-	-	-	-	-	-	-	-	-	-	-	-			
	Perfluoro-1-butanesulfonate	µg/L	0.002	<0.005	-	-	-	-	-	-	-	-	-	-	-	-	-	-			
	Perfluoro-1-hexanesulfonate	µg/L	0.002	<0.005	-	-	-	-	-	-	-	-	-	-	-	-	-	-			
	Perfluorooctanoate (PFOA)	µg/L	0.0013	0.00686	-	-	-	-	-	-	-	-	-	-	-	-	-	-			
	Perfluoro-1-decanesulfonate	µg/L	0.002	<0.005	-	-	-	-	-	-	-	-	-	-	-	-	-	-			
	Perfluoro-1-heptanesulfonate	µg/L	0.002	<0.005	-	-	-	-	-	-	-	-	-	-	-	-	-	-			
	Perfluoro-n-butanoic acid	µg/L	0.004	<0.05	-	-	-	-	-	-	-	-	-	-	-	-	-	-			
	Perfluoro-n-decanoic acid	µg/L	0.002	<0.005	-	-	-	-	-	-	-	-	-	-	-	-	-	-			
	Perfluoro-n-heptanoic acid	µg/L	0.002	<0.025	-	-	-	-	-	-	-	-	-	-	-	-	-	-			
	Perfluoro-n-hexanoic acid	µg/L	0.002	<0.025	-	-	-	-	-	-	-	-	-	-	-	-	-	-			

				Location	BH07056	BH07056	BH07056	BH07060	BH07064	BH07065	BH07066	BH07067	BH07067	BH07068	BH07068	BH07068	BH07069	BH07069	
				Sampled Date	23/07/2020	19/08/2020	19/08/2020	03/03/2020	19/02/2020	24/02/2020	24/02/2020	24/02/2020	15/12/2020	18/02/2020	24/02/2020	15/12/2020	24/02/2020	26/01/2021	
				Sample Depth	11.17	5.5	5.5	5.6	5.25	10	13	4	1.35	7	6.5	1.3	7	0	
				Avg															
				Arcadis GAC - Human Health - Residential	UK Drinking Water Standards	UK Estuaries and coastal waters EQS	UK Freshwater EQS												
Chem_Group	Analyte	Units	MDL																
	Perfluoro-n-pentanoic acid	µg/L	0.002	<0.025	-	-	-	-	-	-	-	-	-	-	-	-	-	-	
	Perfluoro-n-dodecanoic acid	µg/L	0.002	<0.005	-	-	-	-	-	-	-	-	-	-	-	-	-	-	
	Perfluoro-n-nonanoic acid	µg/L	0.002	<0.025	-	-	-	-	-	-	-	-	-	-	-	-	-	-	
	Perfluoro-n-undecanoic acid	µg/L	0.002	<0.005	-	-	-	-	-	-	-	-	-	-	-	-	-	-	
	Perfluorooctanesulfonamide	µg/L	0.004	<0.01	-	-	-	-	-	-	-	-	-	-	-	-	-	-	
	Total PFOS	µg/L	0.002	<0.005	-	-	-	-	-	-	-	-	-	-	-	-	-	-	
Organotins	Tributyltin	µg/L	0.001	<0.006	<0.006	<0.006		0.0002 <sup>#3</sup>	0.00065 <sup>#48</sup>										
Pesticides	1-(3,4-Dichlorophenyl) urea (DCPU)	µg/l		-	-	-	-	-	-	-	-	-	-	-	-	-	-	-	
	2-(4-Chlorophenoxy)propionic acid, 4-CPP	µg/l		-	-	-	-	-	-	-	-	-	-	-	-	-	-	-	
	2-amino-N-(isopropyl)benzamide	µg/l		-	-	-	-	-	-	-	-	-	-	-	-	-	-	-	
	2-Chloro-2,6-diethylacetanilide	µg/l		-	-	-	-	-	-	-	-	-	-	-	-	-	-	-	
	Acibenzolar-S-methyl	µg/l		-	-	-	-	-	-	-	-	-	-	-	-	-	-	-	
	Aminopyralid	µg/l		-	-	-	-	-	-	-	-	-	-	-	-	-	-	-	
	Azoxystrobin	µg/L		-	-	-	-	-	-	-	-	-	-	-	-	-	-	-	
	BAM	µg/l		-	-	-	-	-	-	-	-	-	-	-	-	-	-	-	
	Benalaxyl	µg/l		-	-	-	-	-	-	-	-	-	-	-	-	-	-	-	
	Bentazone methyl	µg/l		-	-	-	-	-	-	-	-	-	-	-	-	-	-	-	
	Bifenox	µg/L		-	-	-	-	-	-	-	-	-	-	-	-	-	-	-	
	Bitertanol	µg/l		-	-	-	-	-	-	-	-	-	-	-	-	-	-	-	
	Boscalid	µg/l		-	-	-	-	-	-	-	-	-	-	-	-	-	-	-	
	Cadusafos	µg/l		-	-	-	-	-	-	-	-	-	-	-	-	-	-	-	
	Carfentrazone-ethyl	µg/L		-	-	-	-	-	-	-	-	-	-	-	-	-	-	-	
	Chloridazon-desphenyl	µg/l		-	-	-	-	-	-	-	-	-	-	-	-	-	-	-	
	Chloridazon-methyl desphenyl	µg/l		-	-	-	-	-	-	-	-	-	-	-	-	-	-	-	
	Chlorotoluron-desmethyl	µg/l		-	-	-	-	-	-	-	-	-	-	-	-	-	-	-	
	Chlorpropham	µg/L		-	-	-	-	10 <sup>#4</sup>	10 <sup>#4</sup>	-	-	-	-	-	-	-	-	-	
	Clodinafop	µg/l		-	-	-	-	-	-	-	-	-	-	-	-	-	-	-	
	Clomeprop	µg/l		-	-	-	-	-	-	-	-	-	-	-	-	-	-	-	
	Crimidine	µg/l		-	-	-	-	-	-	-	-	-	-	-	-	-	-	-	
	Cybutryme (Irgarol)	µg/l		-	-	-	-	-	-	-	-	-	-	-	-	-	-	-	

				Location	BH07056	BH07056	BH07056	BH07060	BH07064	BH07065	BH07066	BH07067	BH07067	BH07068	BH07068	BH07068	BH07069	BH07069
				Sampled_Date	23/07/2020	19/08/2020	19/08/2020	03/03/2020	19/02/2020	24/02/2020	24/02/2020	24/02/2020	15/12/2020	18/02/2020	24/02/2020	15/12/2020	24/02/2020	26/01/2021
				Sample_Depth	11.17	5.5	5.5	5.6	5.25	10	13	4	1.35	7	6.5	1.3	7	0
				Avg														
Chem_Group	Analyte	Units	MDL	Arcadis GAC - Human Health - Residential	UK Drinking Water Standards	UK Estuaries and coastal waters EQS	UK Freshwater EQS											
	Cyprazine	µg/l						-	-	-	-	-	-	-	-	-	-	-
	Cyprodinil	µg/L						-	-	-	-	-	-	-	-	-	-	-
	Dichlofenthion	µg/l						-	-	-	-	-	-	-	-	-	-	-
	Dichlormid	µg/l						-	-	-	-	-	-	-	-	-	-	-
	Diethofencarb	µg/l						-	-	-	-	-	-	-	-	-	-	-
	Difenacoum	µg/l						-	-	-	-	-	-	-	-	-	-	-
	Dimefuron	µg/l						-	-	-	-	-	-	-	-	-	-	-
	Dimethachlo	µg/l						-	-	-	-	-	-	-	-	-	-	-
	Dimethenamid	µg/l						-	-	-	-	-	-	-	-	-	-	-
	Dimethomorph	µg/l						-	-	-	-	-	-	-	-	-	-	-
	Dinoterb	µg/l						-	-	-	-	-	-	-	-	-	-	-
	Diuron desmethyl (DCPMU)	µg/l						-	-	-	-	-	-	-	-	-	-	-
	Epoxiconazole	µg/l						-	-	-	-	-	-	-	-	-	-	-
	Etrimphos	µg/L	0.01					-	-	-	<0.01	-	-	-	-	-	-	-
	Fenoxaprop	µg/l						-	-	-	-	-	-	-	-	-	-	-
	Fenpropidin	µg/l						-	-	-	-	-	-	-	-	-	-	-
	Fenuron	µg/l						-	-	-	-	-	-	-	-	-	-	-
	Fipronil	µg/L						-	-	-	-	-	-	-	-	-	-	-
	Florasulam	µg/l						-	-	-	-	-	-	-	-	-	-	-
	Fluazifop	µg/l						-	-	-	-	-	-	-	-	-	-	-
	Fluazifop-P-butyl	µg/L						-	-	-	-	-	-	-	-	-	-	-
	Foramsulfuron	µg/l						-	-	-	-	-	-	-	-	-	-	-
	Furathiocarb	µg/l						-	-	-	-	-	-	-	-	-	-	-
	Haloxifop	µg/l						-	-	-	-	-	-	-	-	-	-	-
	Haloxifop-p-methyl	µg/l						-	-	-	-	-	-	-	-	-	-	-
	Heptachlor epoxide	µg/L	0.01					-	-	-	<0.01	-	-	-	-	-	-	-
	Imazamox	µg/l						-	-	-	-	-	-	-	-	-	-	-
	Indoxacarb	µg/L						-	-	-	-	-	-	-	-	-	-	-
	Isoproturon-desmethyl	µg/l						-	-	-	-	-	-	-	-	-	-	-
	Isoproturon-monodesmethyl	µg/l						-	-	-	-	-	-	-	-	-	-	-

				Location	BH07056	BH07056	BH07056	BH07060	BH07064	BH07065	BH07066	BH07067	BH07067	BH07068	BH07068	BH07068	BH07069	BH07069	
				Sampled_Date	23/07/2020	19/08/2020	19/08/2020	03/03/2020	19/02/2020	24/02/2020	24/02/2020	24/02/2020	15/12/2020	18/02/2020	24/02/2020	15/12/2020	24/02/2020	26/01/2021	
				Sample_Depth	11.17	5.5	5.5	5.6	5.25	10	13	4	1.35	7	6.5	1.3	7	0	
				Avg															
				Arcadis GAC - Human Health - Residential	UK Drinking Water Standards	UK Estuaries and coastal waters EQS	UK Freshwater EQS												
Chem_Group	Analyte	Units	MDL																
	Isopyrazam	µg/l		-	-	-	-	-	-	-	-	-	-	-	-	-	-	-	
	Kresoxim-methyl	µg/l		-	-	-	-	-	-	-	-	-	-	-	-	-	-	-	
	Malaoxon	µg/l		-	-	-	-	-	-	-	-	-	-	-	-	-	-	-	
	Mandipropamid	µg/l		-	-	-	-	-	-	-	-	-	-	-	-	-	-	-	
	Mecarbam	µg/l		-	-	-	-	-	-	-	-	-	-	-	-	-	-	-	
	Mesotrione	µg/l		-	-	-	-	-	-	-	-	-	-	-	-	-	-	-	
	Metconazole	µg/l		-	-	-	-	-	-	-	-	-	-	-	-	-	-	-	
	Methacriphos	µg/L	0.01	-	-	-	-	<0.01	-	-	-	-	-	-	-	-	-	-	
	Metribuzin-desamino	µg/l		-	-	-	-	-	-	-	-	-	-	-	-	-	-	-	
	Naptalam	µg/l		-	-	-	-	-	-	-	-	-	-	-	-	-	-	-	
	Nicosulfuron	µg/l		-	-	-	-	-	-	-	-	-	-	-	-	-	-	-	
	Nuarimol	µg/l		-	-	-	-	-	-	-	-	-	-	-	-	-	-	-	
	Oxadixyl	µg/l		-	-	-	-	-	-	-	-	-	-	-	-	-	-	-	
	Paraoxon-ethyl	µg/l		-	-	-	-	-	-	-	-	-	-	-	-	-	-	-	
	Parathion-ethyl	µg/l		-	-	-	-	-	-	-	-	-	-	-	-	-	-	-	
	Penconazole	µg/l		-	-	-	-	-	-	-	-	-	-	-	-	-	-	-	
	Pencycuron	µg/l		-	-	-	-	-	-	-	-	-	-	-	-	-	-	-	
	Phosphamidon II (E)	µg/l	0.01	-	-	-	-	-	-	-	-	-	-	-	-	-	-	-	
	Pretilachlor	µg/l		-	-	-	-	-	-	-	-	-	-	-	-	-	-	-	
	Primisulfuron-methyl	µg/l		-	-	-	-	-	-	-	-	-	-	-	-	-	-	-	
	Prodiamine	µg/l		-	-	-	-	-	-	-	-	-	-	-	-	-	-	-	
	Propaquizafop	µg/l		-	-	-	-	-	-	-	-	-	-	-	-	-	-	-	
	Propetamphos	µg/L	0.01	-	-	-	-	0.03 <sup>64</sup>	<0.01	-	-	-	-	-	-	-	-	-	
	Prosulfocarb	µg/l		-	-	-	-	-	-	-	-	-	-	-	-	-	-	-	
	Prothioconazole	µg/l		-	-	-	-	-	-	-	-	-	-	-	-	-	-	-	
	Pyribenzoxim	µg/l		-	-	-	-	-	-	-	-	-	-	-	-	-	-	-	
	Quinmerac	µg/l		-	-	-	-	-	-	-	-	-	-	-	-	-	-	-	
	Quizalofop	µg/l		-	-	-	-	-	-	-	-	-	-	-	-	-	-	-	
	Rimsulfuron	µg/l		-	-	-	-	-	-	-	-	-	-	-	-	-	-	-	
	Sebuthylazine	µg/l		-	-	-	-	-	-	-	-	-	-	-	-	-	-	-	

				Location	BH07056	BH07056	BH07056	BH07060	BH07064	BH07065	BH07066	BH07067	BH07067	BH07068	BH07068	BH07068	BH07069	BH07069	
				Sampled Date	23/07/2020	19/08/2020	19/08/2020	03/03/2020	19/02/2020	24/02/2020	24/02/2020	24/02/2020	15/12/2020	18/02/2020	24/02/2020	15/12/2020	24/02/2020	26/01/2021	
				Sample Depth	11.17	5.5	5.5	5.6	5.25	10	13	4	1.35	7	6.5	1.3	7	0	
				Avg															
				Arcadis GAC - Human Health - Residential	UK Drinking Water Standards	UK Estuaries and coastal waters EQS	UK Freshwater EQS												
Chem_Group	Analyte	Units	MDL																
	Simazine-2-hydroxy	µg/l		-	-	-	-	-	-	-	-	-	-	-	-	-	-	-	
	Sodium Acifluorfen	µg/L		-	-	-	-	-	-	-	-	-	-	-	-	-	-	-	
	Sulfosulfuron	µg/l		-	-	-	-	-	-	-	-	-	-	-	-	-	-	-	
	Tecnazene	µg/L	0.01			1 <sup>nd</sup>	1 <sup>st</sup>	-	<0.01	-	-	-	-	-	-	-	-	-	
	Teflubenzuron	µg/l		-	-	-	-	-	-	-	-	-	-	-	-	-	-	-	
	Terbutylazine-desethyl	µg/l		-	-	-	-	-	-	-	-	-	-	-	-	-	-	-	
	Terbutylazine-desethyl-2-hydroxy	µg/l		-	-	-	-	-	-	-	-	-	-	-	-	-	-	-	
	Terbutylazine-hydroxy	µg/l		-	-	-	-	-	-	-	-	-	-	-	-	-	-	-	
	Thiabendazole	µg/L				5 <sup>th</sup>	5 <sup>th</sup>	-	-	-	-	-	-	-	-	-	-	-	
	Thiamethoxam	µg/L		-	-	-	-	-	-	-	-	-	-	-	-	-	-	-	
	Tribenuron-methyl	µg/L		-	-	-	-	-	-	-	-	-	-	-	-	-	-	-	
	Trietazine	µg/L	0.01					-	-	-	-	-	-	-	-	-	-	-	
	Trifloxysulfuron-sodium	µg/l		-	-	-	-	-	-	-	-	-	-	-	-	-	-	-	
	Triflusulfuron-methyl	µg/l		-	-	-	-	-	-	-	-	-	-	-	-	-	-	-	
	Trifluralin	µg/l		-	-	-	-	-	-	-	-	-	-	-	-	-	-	-	
	Triticonazole	µg/l		-	-	-	-	-	-	-	-	-	-	-	-	-	-	-	
	Desmetryn	mg/L		-	-	-	-	-	-	-	-	-	-	-	-	-	-	-	
	Simetryn	mg/L		-	-	-	-	-	-	-	-	-	-	-	-	-	-	-	
	Clothianidin	µg/L		-	-	-	-	-	-	-	-	-	-	-	-	-	-	-	
	Cymoxanil	µg/L		-	-	-	-	-	-	-	-	-	-	-	-	-	-	-	
	Fluazifop-butyl	µg/L		-	-	-	-	-	-	-	-	-	-	-	-	-	-	-	
	Imazamethabenz-methyl	µg/L		-	-	-	-	-	-	-	-	-	-	-	-	-	-	-	
	Mesosulfuron-methyl	µg/L		-	-	-	-	-	-	-	-	-	-	-	-	-	-	-	
	Metamitron	µg/L		-	-	-	-	-	-	-	-	-	-	-	-	-	-	-	
	Melbromuron	µg/L		-	-	-	-	-	-	-	-	-	-	-	-	-	-	-	
	Monuron	µg/L		-	-	-	-	-	-	-	-	-	-	-	-	-	-	-	
	Secbumeton	µg/L		-	-	-	-	-	-	-	-	-	-	-	-	-	-	-	
	Spiroxamine	µg/L		-	-	-	-	-	-	-	-	-	-	-	-	-	-	-	
	Clomazon	µg/L		-	-	-	-	-	-	-	-	-	-	-	-	-	-	-	
	Metazachlor	µg/L	0.01					-	-	-	-	-	-	-	-	-	-	-	

				Location	BH07056	BH07056	BH07056	BH07060	BH07064	BH07065	BH07066	BH07067	BH07067	BH07068	BH07068	BH07068	BH07069	BH07069	
				Sampled_Date	23/07/2020	19/08/2020	19/08/2020	03/03/2020	19/02/2020	24/02/2020	24/02/2020	24/02/2020	15/12/2020	18/02/2020	24/02/2020	15/12/2020	24/02/2020	26/01/2021	
				Sample_Depth	11.17	5.5	5.5	5.6	5.25	10	13	4	1.35	7	6.5	1.3	7	0	
				Avg															
				Arcadis GAC - Human Health - Residential	UK Drinking Water Standards	UK Estuaries and coastal waters EQS	UK Freshwater EQS												
Chem_Group	Analyte	Units	MDL																
	Methabenzthiazuran	µg/L		-	-	-	-	-	-	-	-	-	-	-	-	-	-	-	
	Iprovalicarb	µg/L		-	-	-	-	-	-	-	-	-	-	-	-	-	-	-	
	Chloroxuron	µg/L		-	-	-	-	-	-	-	-	-	-	-	-	-	-	-	
	Neburon	µg/L		-	-	-	-	-	-	-	-	-	-	-	-	-	-	-	
	Metribuzin	µg/L		-	-	-	-	-	-	-	-	-	-	-	-	-	-	-	
	2,3,6-Trichlorobenzoic Acid (Tba)	µg/L		-	-	-	-	-	-	-	-	-	-	-	-	-	-	-	
	2,4,5-Trichlorophenoxy Acetic Acid	µg/L		-	-	-	-	-	-	-	-	-	-	-	-	-	-	-	
	2,4,5-TP (Silvex)	µg/L		-	-	-	-	-	-	-	-	-	-	-	-	-	-	-	
	Pyrimethanil	µg/L		-	-	-	-	-	-	-	-	-	-	-	-	-	-	-	
	Hedonal	µg/L				0.3 <sup>#3</sup>	0.3 <sup>#3</sup>	-	-	-	-	-	-	-	-	-	-	-	
	2,4-DDT	µg/L	0.01			0.00625 <sup>#49</sup>	0.00625 <sup>#49</sup>	-	-	<0.01	-	-	-	-	-	-	-	-	
	Propachlor	µg/L	0.01					-	-	-	-	-	-	-	-	-	-	-	
	Propamocarb	µg/L						-	-	-	-	-	-	-	-	-	-	-	
	2,4-Dichlorprop	µg/L						-	-	-	-	-	-	-	-	-	-	-	
	3-Hydroxy Carbofuran	µg/L						-	-	-	-	-	-	-	-	-	-	-	
	4-(2,4-Dichlorophenoxy)butyric Acid (2,4-DB)	µg/L						-	-	-	-	-	-	-	-	-	-	-	
	4,4-DDE	µg/L	0.01			0.00625 <sup>#49</sup>	0.00625 <sup>#49</sup>	-	-	<0.01	-	-	-	-	-	-	-	-	
	4-Bromo-3,5-dimethylphenyl-N-methylcarbamate	µg/L						-	-	-	-	-	-	-	-	-	-	-	
	a-BHC	µg/L	0.01					-	-	<0.01	-	-	-	-	-	-	-	-	
	Acetochlor	µg/L						-	-	-	-	-	-	-	-	-	-	-	
	Aldicarb	µg/L						-	-	-	-	-	-	-	-	-	-	-	
	Aldicarb sulfone	µg/L						-	-	-	-	-	-	-	-	-	-	-	
	Aldrin	µg/L	0.01			0.03 <sup>#1</sup>	0.00125 <sup>#50</sup>	0.0025 <sup>#51</sup>	-	-	<0.01	-	-	-	-	-	-	-	
	Ametryn	µg/L						-	-	-	-	-	-	-	-	-	-	-	
	Amidosulfuron	µg/L						-	-	-	-	-	-	-	-	-	-	-	
	Acetamiprid	µg/L						-	-	-	-	-	-	-	-	-	-	-	
	Aclonifen	µg/L						-	-	-	-	-	-	-	-	-	-	-	
	Actril (toxynil)	µg/L					10 <sup>#4</sup>	10 <sup>#4</sup>	-	-	-	-	-	-	-	-	-	-	
	Atraton	µg/L						-	-	-	-	-	-	-	-	-	-	-	
	Atrazine	µg/L	0.01			0.6 <sup>#3</sup>	0.6 <sup>#3</sup>	-	-	-	-	-	-	-	-	-	-	-	



				Location	BH07056	BH07056	BH07056	BH07060	BH07064	BH07065	BH07066	BH07067	BH07067	BH07068	BH07068	BH07068	BH07069	BH07069
				Sampled_Date	23/07/2020	19/08/2020	19/08/2020	03/03/2020	19/02/2020	24/02/2020	24/02/2020	24/02/2020	15/12/2020	18/02/2020	24/02/2020	15/12/2020	24/02/2020	26/01/2021
				Sample_Depth	11.17	5.5	5.5	5.6	5.25	10	13	4	1.35	7	6.5	1.3	7	0
				Avg														
Chem_Group	Analyte	Units	MDL	Arcadis GAC - Human Health - Residential	UK Drinking Water Standards	UK Estuaries and coastal waters EQS	UK Freshwater EQS											
	Azinophos methyl	µg/L	0.01			0.01 <sup>#6</sup>	0.01 <sup>#6</sup>	-	-	-	-	<0.01	-	-	-	-	-	-
	Baygon	µg/L						-	-	-	-	-	-	-	-	-	-	-
	b-BHC	µg/L	0.01					-	-	-	-	<0.01	-	-	-	-	-	-
	Benazolin	µg/L						-	-	-	-	-	-	-	-	-	-	-
	Bendiocarb	µg/L						-	-	-	-	-	-	-	-	-	-	-
	Bentazone	µg/L	0.02			500 <sup>#4</sup>	500 <sup>#4</sup>	-	-	-	-	<0.02	-	-	-	-	-	-
	Bidrin	µg/L						-	-	-	-	-	-	-	-	-	-	-
	Bromacil	µg/L						-	-	-	-	-	-	-	-	-	-	-
	Bromazil	µg/L						-	-	-	-	-	-	-	-	-	-	-
	Bromophos-ethyl	µg/L						-	-	-	-	-	-	-	-	-	-	-
	Bromoxynil	µg/L				100 <sup>#4</sup>	100 <sup>#4</sup>	-	-	-	-	-	-	-	-	-	-	-
	Carbaryl	µg/L						-	-	-	-	-	-	-	-	-	-	-
	Carbendazim	µg/L					0.15 <sup>#4</sup>	-	-	-	-	-	-	-	-	-	-	-
	Carbetamide	µg/L						-	-	-	-	-	-	-	-	-	-	-
	Carbofuran	µg/L						-	-	-	-	-	-	-	-	-	-	-
	Carbophenothion	µg/L	0.01					-	-	-	-	<0.01	-	-	-	-	-	-
	Carboxin	µg/L						-	-	-	-	-	-	-	-	-	-	-
	Chlorbromuron	µg/L						-	-	-	-	-	-	-	-	-	-	-
	chlordane	µg/L	0.01					-	-	-	-	<0.01	-	-	-	-	-	-
	Chlordane (cis)	µg/L	0.01					-	-	-	-	<0.01	-	-	-	-	-	-
	Azinphos Ethyl	µg/L	0.01					-	-	-	-	<0.01	-	-	-	-	-	-
	Chlordane (trans)	µg/L	0.01					-	-	-	-	-	-	-	-	-	-	-
	Chlorfenvinphos	µg/L	0.01			0.1 <sup>#3</sup>	0.1 <sup>#3</sup>	-	-	-	-	<0.01	-	-	-	-	-	-
	Chloridazon	µg/L						-	-	-	-	-	-	-	-	-	-	-
	Chlorotoluron	µg/L				2 <sup>#4</sup>	2 <sup>#4</sup>	-	-	-	-	-	-	-	-	-	-	-
	Chlorpyrifos	µg/L	0.01			0.03 <sup>#3</sup>		-	-	-	-	<0.01	-	-	-	-	-	-
	Chlorpyrifos-methyl	µg/L	0.01					-	-	-	-	<0.01	-	-	-	-	-	-
	Chlorsulfuron	µg/L						-	-	-	-	-	-	-	-	-	-	-
	Clopyralid	µg/L						-	-	-	-	-	-	-	-	-	-	-
	Coumaphos	µg/L	0.01			0.03 <sup>#4</sup>	0.03 <sup>#4</sup>	-	-	-	-	-	-	-	-	-	-	-

				Location	BH07056	BH07056	BH07056	BH07060	BH07064	BH07065	BH07066	BH07067	BH07067	BH07068	BH07068	BH07068	BH07069	BH07069
				Sampled_Date	23/07/2020	19/08/2020	19/08/2020	03/03/2020	19/02/2020	24/02/2020	24/02/2020	24/02/2020	15/12/2020	18/02/2020	24/02/2020	15/12/2020	24/02/2020	26/01/2021
				Sample_Depth	11.17	5.5	5.5	5.6	5.25	10	13	4	1.35	7	6.5	1.3	7	0
				Avg														
Chem_Group	Analyte	Units	MDL	Arcadis GAC - Human Health - Residential	UK Drinking Water Standards	UK Estuaries and coastal waters EQS	UK Freshwater EQS											
	Cyanazine	µg/L	0.01					-	-	-	-	-	-	-	-	-	-	-
	Cyproconazole	µg/L						-	-	-	-	-	-	-	-	-	-	-
	Cyromazine	µg/L						-	-	-	-	-	-	-	-	-	-	-
	d-BHC	µg/L	0.01					-	-	-	-	-	-	-	-	-	-	-
	DDD	µg/L	0.01			0.00625 <sup>#49</sup>	0.00625 <sup>#49</sup>	-	-	-	-	-	-	-	-	-	-	-
	DDT	µg/L	0.01			0.01 <sup>#52</sup>	0.01 <sup>#52</sup>	-	-	-	-	-	-	-	-	-	-	-
	Deisopropylatrazine	µg/L						-	-	-	-	-	-	-	-	-	-	-
	Chlorothalonil	µg/L	0.01				0.035 <sup>#3</sup>	-	-	-	-	-	-	-	-	-	-	-
	Deethylatrazine	µg/L						-	-	-	-	-	-	-	-	-	-	-
	Demeton-S-methyl	µg/L	0.01					-	-	-	-	-	-	-	-	-	-	-
	Diazinon	µg/L	0.01			0.01 <sup>#3</sup>	0.01 <sup>#3</sup>	-	-	-	-	-	-	-	-	-	-	-
	Dicamba	µg/L						-	-	-	-	-	-	-	-	-	-	-
	Dichlobenil	µg/L	0.01					-	-	-	-	-	-	-	-	-	-	-
	cis-Permethrin	µg/L	0.01					-	-	-	-	-	-	-	-	-	-	-
	Dichlorvos	µg/L	0.01			0.04 <sup>#4</sup>	0.001 <sup>#4</sup>	-	-	-	-	-	-	-	-	-	-	-
	Diclofop	µg/L						-	-	-	-	-	-	-	-	-	-	-
	Dieldrin	µg/L	0.01			0.03 <sup>#1</sup>	0.00125 <sup>#50</sup>	0.0025 <sup>#51</sup>	-	-	-	-	-	-	-	-	-	-
	Difenoconazole	µg/L						-	-	-	-	-	-	-	-	-	-	-
	Difenoconazole	µg/L						-	-	-	-	-	-	-	-	-	-	-
	Difloxuron	µg/L						-	-	-	-	-	-	-	-	-	-	-
	Diflubenzuron	µg/L				0.005 <sup>#4</sup>	0.001 <sup>#4</sup>	-	-	-	-	-	-	-	-	-	-	-
	Diflufenican	µg/L						-	-	-	-	-	-	-	-	-	-	-
	Dimethoate	µg/L	0.01			0.48	0.48 <sup>#2</sup>	-	-	-	-	-	-	-	-	-	-	-
	Dinoseb	µg/L						-	-	-	-	-	-	-	-	-	-	-
	Disulfoton	µg/L	0.01					-	-	-	-	-	-	-	-	-	-	-
	Diuron	µg/L				0.48 <sup>#3</sup>	0.48 <sup>#3</sup>	-	-	-	-	-	-	-	-	-	-	-
	Endosulfan I	µg/L	0.01					-	-	-	-	-	-	-	-	-	-	-
	Endosulfan II	µg/L	0.01					-	-	-	-	-	-	-	-	-	-	-
	Endosulfan sulphate	µg/L	0.01					-	-	-	-	-	-	-	-	-	-	-
	Endrin	µg/L	0.01			0.00125 <sup>#50</sup>	0.0025 <sup>#51</sup>	-	-	-	-	-	-	-	-	-	-	-
	Endrin ketone	µg/L	0.01					-	-	-	-	-	-	-	-	-	-	-

				Location	BH07056	BH07056	BH07056	BH07060	BH07064	BH07065	BH07066	BH07067	BH07067	BH07068	BH07068	BH07068	BH07069	BH07069	
				Sampled_Date	23/07/2020	19/08/2020	19/08/2020	03/03/2020	19/02/2020	24/02/2020	24/02/2020	24/02/2020	15/12/2020	18/02/2020	24/02/2020	15/12/2020	24/02/2020	26/01/2021	
				Sample_Time															
				Sample_Depth	11.17	5.5	5.5	5.6	5.25	10	13	4	1.35	7	6.5	1.3	7	0	
				Avg															
				Arcadis GAC - Human Health - Residential	UK Drinking Water Standards	UK Estuaries and coastal waters EQS	UK Freshwater EQS												
Chem_Group	Analyte	Units	MDL																
	s-Ethyl dipropylthiocarbamate	µg/L		-	-	-	-	-	-	-	-	-	-	-	-	-	-	-	-
	Ethiofencarb	µg/L		-	-	-	-	-	-	-	-	-	-	-	-	-	-	-	-
	Ethion	µg/L	0.01	-	-	-	-	<0.01	-	-	-	-	-	-	-	-	-	-	-
	Ethoprop	µg/L		-	-	-	-	-	-	-	-	-	-	-	-	-	-	-	-
	Ethofumesate	µg/L		-	-	-	-	-	-	-	-	-	-	-	-	-	-	-	-
	Etridiazole	µg/L	0.01	-	-	-	-	-	-	-	-	-	-	-	-	-	-	-	-
	Fenamiphos	µg/L		-	-	-	-	-	-	-	-	-	-	-	-	-	-	-	-
	Fenarimol	µg/L		-	-	-	-	-	-	-	-	-	-	-	-	-	-	-	-
	Fenitrothion	µg/L	0.01			0.01 <sup>#4</sup>	0.01 <sup>#4</sup>	<0.01	-	-	-	-	-	-	-	-	-	-	-
	Fensulfothion	µg/L		-	-	-	-	-	-	-	-	-	-	-	-	-	-	-	-
	Fenhexamid	µg/L		-	-	-	-	-	-	-	-	-	-	-	-	-	-	-	-
	Fenoxycarb	µg/L		-	-	-	-	-	-	-	-	-	-	-	-	-	-	-	-
	Fenthion	µg/L	0.01	-	-	-	-	<0.01	-	-	-	-	-	-	-	-	-	-	-
	Fenpropimorf	µg/L		-	-	-	-	-	-	-	-	-	-	-	-	-	-	-	-
	Fluroxypyr	µg/L	0.03	-	-	-	-	-	-	-	-	-	-	-	-	-	-	-	-
	Flutolanil	µg/L		-	-	-	-	-	-	-	-	-	-	-	-	-	-	-	-
	Fonofos	µg/L		-	-	-	-	-	-	-	-	-	-	-	-	-	-	-	-
	g-BHC (Lindane)	µg/L	0.01	-	-	-	-	<0.01	-	-	-	-	-	-	-	-	-	-	-
	Haloxypop-methyl	µg/L		-	-	-	-	-	-	-	-	-	-	-	-	-	-	-	-
	Thifensulfuron	µg/L		-	-	-	-	-	-	-	-	-	-	-	-	-	-	-	-
	Heptachlor	µg/L	0.01			0.03 <sup>#1</sup>		<0.01	-	-	-	-	-	-	-	-	-	-	-
	Hexaconazole	µg/L		-	-	-	-	-	-	-	-	-	-	-	-	-	-	-	-
	Hexazinone	µg/L		-	-	-	-	-	-	-	-	-	-	-	-	-	-	-	-
	Hydroxyatrazine	µg/L		-	-	-	-	-	-	-	-	-	-	-	-	-	-	-	-
	Iprodione	µg/L		-	-	-	-	-	-	-	-	-	-	-	-	-	-	-	-
	Isodrin	µg/L	0.01			0.00125 <sup>#50</sup>	0.0025 <sup>#51</sup>	<0.01	-	-	-	-	-	-	-	-	-	-	-
	Isoproturon	µg/L				0.3 <sup>#3</sup>	0.3 <sup>#3</sup>	-	-	-	-	-	-	-	-	-	-	-	-
	Linuron	µg/L				0.5 <sup>#3</sup>	0.5 <sup>#3</sup>	-	-	-	-	-	-	-	-	-	-	-	-
	Malathion	µg/L	0.01			0.02 <sup>#4</sup>	0.01 <sup>#4</sup>	<0.01	-	-	-	-	-	-	-	-	-	-	-
	2-Methyl-4-chlorophenoxyacetic acid	µg/L		-	-	-	-	-	-	-	-	-	-	-	-	-	-	-	-

				Location	BH07056	BH07056	BH07056	BH07060	BH07064	BH07065	BH07066	BH07067	BH07067	BH07068	BH07068	BH07068	BH07069	BH07069
				Sampled_Date	23/07/2020	19/08/2020	19/08/2020	03/03/2020	19/02/2020	24/02/2020	24/02/2020	24/02/2020	15/12/2020	18/02/2020	24/02/2020	15/12/2020	24/02/2020	26/01/2021
				Sample_Depth	11.17	5.5	5.5	5.6	5.25	10	13	4	1.35	7	6.5	1.3	7	0
				Avg														
Chem_Group	Analyte	Units	MDL	Arcadis GAC - Human Health - Residential	UK Drinking Water Standards	UK Estuaries and coastal waters EQS	UK Freshwater EQS											
	2-Methyl-4-Chlorophenoxy Butanoic Acid	µg/L						-	-	-	-	-	-	-	-	-	-	-
	Mecoprop	µg/L				18 <sup>#3</sup>	18 <sup>#3</sup>	-	-	-	-	-	-	-	-	-	-	-
	Mefenpyr-diethyl	µg/L						-	-	-	-	-	-	-	-	-	-	-
	Metachlor	µg/L	0.01			0.3 <sup>#3</sup>	0.3 <sup>#3</sup>	-	-	-	-	-	-	-	-	-	-	-
	Metaxyl	µg/L						-	-	-	-	-	-	-	-	-	-	-
	Methamidophos	µg/L						-	-	-	-	-	-	-	-	-	-	-
	Methidathion	µg/L						-	-	-	-	-	-	-	-	-	-	-
	Methiocarb	µg/L					0.01 <sup>#4</sup>	-	-	-	-	-	-	-	-	-	-	-
	Methomyl	µg/L						-	-	-	-	-	-	-	-	-	-	-
	Methoxychlor	µg/L	0.01					-	-	<0.01	-	-	-	-	-	-	-	-
	Methoxyfenozide	µg/L						-	-	-	-	-	-	-	-	-	-	-
	Methyl parathion	µg/L	0.01					-	-	<0.01	-	-	-	-	-	-	-	-
	Metolachlor	µg/L						-	-	-	-	-	-	-	-	-	-	-
	Metoxuron	µg/L						-	-	-	-	-	-	-	-	-	-	-
	Metsulfuron Methyl	µg/L						-	-	-	-	-	-	-	-	-	-	-
	Mevinphos (Phosdrin)	µg/L	0.01					-	-	<0.01	-	-	-	-	-	-	-	-
	Molinate	µg/L						-	-	-	-	-	-	-	-	-	-	-
	Moninuran	µg/L						-	-	-	-	-	-	-	-	-	-	-
	Monocrotophos	µg/L						-	-	-	-	-	-	-	-	-	-	-
	Napropamide	µg/L						-	-	-	-	-	-	-	-	-	-	-
	Flusilazole (NuStar)	µg/L						-	-	-	-	-	-	-	-	-	-	-
	o,p-DDD	µg/L	0.01					-	-	<0.01	-	-	-	-	-	-	-	-
	o,p'-DDE	µg/L	0.01					-	-	<0.01	-	-	-	-	-	-	-	-
	o,p-Methoxychlor	µg/L	0.01					-	-	-	-	-	-	-	-	-	-	-
	Omethoate	µg/L	0.01					-	-	0.01 <sup>#4</sup>	-	-	-	-	-	-	-	-
	Oxamyl	µg/L						-	-	-	-	-	-	-	-	-	-	-
	Paclobutrazol	µg/L						-	-	-	-	-	-	-	-	-	-	-
	Methyl Paraoxon	µg/L						-	-	-	-	-	-	-	-	-	-	-
	Parathion	µg/L	0.01					-	-	<0.01	-	-	-	-	-	-	-	-
	Pendimethalin	µg/L	0.01					-	-	0.3 <sup>#3</sup>	-	-	-	-	-	-	-	-

				Location	BH07056	BH07056	BH07056	BH07060	BH07064	BH07065	BH07066	BH07067	BH07067	BH07068	BH07068	BH07068	BH07069	BH07069
				Sampled_Date	23/07/2020	19/08/2020	19/08/2020	03/03/2020	19/02/2020	24/02/2020	24/02/2020	24/02/2020	15/12/2020	18/02/2020	24/02/2020	15/12/2020	24/02/2020	26/01/2021
				Sample_Depth	11.17	5.5	5.5	5.6	5.25	10	13	4	1.35	7	6.5	1.3	7	0
				Avg														
Chem_Group	Analyte	Units	MDL	Arcadis GAC - Human Health - Residential	UK Drinking Water Standards	UK Estuaries and coastal waters EQS	UK Freshwater EQS											
	Imidacloprid	µg/L						-	-	-	-	-	-	-	-	-	-	-
	Permethrin	µg/L	0.01			0.0002 <sup>#4</sup>	0.001 <sup>#4</sup>	-	-	-	-	-	-	-	-	-	-	-
	Permethrin II	µg/L	0.01					-	-	-	-	<0.01	-	-	-	-	-	-
	Phorate	µg/L	0.01					-	-	-	-	<0.02	-	-	-	-	-	-
	Phosmet	µg/L						-	-	-	-	-	-	-	-	-	-	-
	Lenacil	µg/L						-	-	-	-	-	-	-	-	-	-	-
	Picloram	µg/L						-	-	-	-	-	-	-	-	-	-	-
	Picoxystrobin	µg/L						-	-	-	-	-	-	-	-	-	-	-
	Pirimicarb	µg/L				1 <sup>#4</sup>	1 <sup>#4</sup>	-	-	-	-	-	-	-	-	-	-	-
	Pirimiphos-methyl	µg/L	0.01			0.015 <sup>#4</sup>	0.015 <sup>#4</sup>	-	-	-	-	<0.01	-	-	-	-	-	-
	Pirimiphos-ethyl	µg/L	0.01					-	-	-	-	<0.01	-	-	-	-	-	-
	Prochloraz	µg/L				4 <sup>#4</sup>	4 <sup>#4</sup>	-	-	-	-	-	-	-	-	-	-	-
	Profenofos	µg/L						-	-	-	-	-	-	-	-	-	-	-
	Promecarb	µg/L						-	-	-	-	-	-	-	-	-	-	-
	Prometon	µg/L						-	-	-	-	-	-	-	-	-	-	-
	Prometryn	µg/L	0.01					-	-	-	-	-	-	-	-	-	-	-
	Pronamide	µg/L	0.01			100 <sup>#4</sup>	100 <sup>#4</sup>	-	-	-	-	<0.01	-	-	-	-	-	-
	Propanil	µg/L						-	-	-	-	-	-	-	-	-	-	-
	Propazine	µg/L	0.01					-	-	-	-	-	-	-	-	-	-	-
	Propham	µg/L						-	-	-	-	-	-	-	-	-	-	-
	Propiconazole	µg/L						-	-	-	-	-	-	-	-	-	-	-
	Propoxycarbazone-sodium	µg/L						-	-	-	-	-	-	-	-	-	-	-
	Pursuit	µg/L						-	-	-	-	-	-	-	-	-	-	-
	Pyriproxyfen	µg/L						-	-	-	-	-	-	-	-	-	-	-
	Quinclorac	µg/L						-	-	-	-	-	-	-	-	-	-	-
	Quinoxifen	µg/L						-	-	-	-	-	-	-	-	-	-	-
	Savey	µg/L						-	-	-	-	-	-	-	-	-	-	-
	Sethoxydim	µg/L						-	-	-	-	-	-	-	-	-	-	-
	Simazine	µg/L	0.01			1 <sup>#3</sup>	1 <sup>#3</sup>	-	-	-	-	-	-	-	-	-	-	-
	Tebuthiuron	µg/L						-	-	-	-	-	-	-	-	-	-	-

				Location	BH07056	BH07056	BH07056	BH07060	BH07064	BH07065	BH07066	BH07067	BH07067	BH07068	BH07068	BH07068	BH07069	BH07069	
				Sampled_Date	23/07/2020	19/08/2020	19/08/2020	03/03/2020	19/02/2020	24/02/2020	24/02/2020	24/02/2020	15/12/2020	18/02/2020	24/02/2020	15/12/2020	24/02/2020	26/01/2021	
				Sample_Time															
				Sample_Depth	11.17	5.5	5.5	5.6	5.25	10	13	4	1.35	7	6.5	1.3	7	0	
				Avg															
				Arcadis GAC - Human Health - Residential	UK Drinking Water Standards	UK Estuaries and coastal waters EQS	UK Freshwater EQS												
Chem_Group	Analyte	Units	MDL																
	Terbutryn	µg/L	0.01	-	-	-	-	-	-	-	-	-	-	-	-	-	-	-	-
	Terbutylazine	µg/L		-	-	-	-	-	-	-	-	-	-	-	-	-	-	-	-
	Phosalone	µg/L	0.01	-	-	-	-	<0.01	-	-	-	-	-	-	-	-	-	-	-
	Phosphamidon	µg/L	0.01	-	-	-	-	<0.01	-	-	-	-	-	-	-	-	-	-	-
	Thiobencarb	µg/L		-	-	-	-	-	-	-	-	-	-	-	-	-	-	-	-
	Thiophanate-methyl	µg/L		-	-	-	-	-	-	-	-	-	-	-	-	-	-	-	-
	Triadimefon	µg/L	0.01	-	-	-	-	<0.01	-	-	-	-	-	-	-	-	-	-	-
	Triadimenol	µg/L		-	-	-	-	-	-	-	-	-	-	-	-	-	-	-	-
	Triallate	µg/L	0.01			0.25 <sup>#4</sup>	0.25 <sup>#4</sup>	<0.01	-	-	-	-	-	-	-	-	-	-	-
	Triasulfuron	µg/L		-	-	-	-	-	-	-	-	-	-	-	-	-	-	-	-
	Tributyl phosphate	µg/L	0.1			50 <sup>#4</sup>	50 <sup>#4</sup>	-	-	-	-	-	-	-	-	-	-	-	-
	Triclopyr	µg/L	0.03	-	-	-	-	<0.03	-	-	-	-	-	-	-	-	-	-	-
	Triclosan	µg/L		-	-	-	-	-	-	-	-	-	-	-	-	-	-	-	-
	Trifluralin	µg/L	0.01			0.03 <sup>#3</sup>	0.03 <sup>#3</sup>	<0.01	-	-	-	-	-	-	-	-	-	-	-
	Tebuconazole	µg/L		-	-	-	-	-	-	-	-	-	-	-	-	-	-	-	-
	Telodrin	µg/L	0.01	-	-	-	-	-	-	-	-	-	-	-	-	-	-	-	-
	Triazophos	µg/L	0.01			0.005 <sup>#4</sup>	0.005 <sup>#4</sup>	<0.01	-	-	-	-	-	-	-	-	-	-	-
	Tricyclazole	µg/L		-	-	-	-	-	-	-	-	-	-	-	-	-	-	-	-
Surrogate	Surrogate Value	%		59.9	85.2	52.5	-	-	-	-	-	-	-	-	-	-	-	-	-
SVOC TIC	SVOC TICS - Detect	Detect		1	1	1	-	-	-	-	-	-	-	-	-	-	-	-	-
	SVOC Tentatively Identified Compounds	µg/L	10	4710	1240	1680	-	-	-	-	-	-	-	-	-	-	-	-	-
VOC TIC	VOC TICS - Detect	Detect		1	1	1	-	-	-	-	-	-	-	-	-	-	-	-	-
	VOC Tentatively Identified Compounds	µg/l	10	520	294	283	-	-	-	-	-	-	-	-	-	-	-	-	-
NA	Potassium Perfluoropentane-1-Sulphonate	µg/L	0.002	<0.005	-	-	-	-	-	-	-	-	-	-	-	-	-	-	-
Other	Temperature	°C		-	-	-	19.4	19.1	19	19	19	-	18.7	19	-	19	-	-	
	Biochemical Oxygen Demand (5-day test)	µg/L	1000	-	-	-	74,200	<14,300	<28,500	783,400	231,200	21,600	<3600	<9500	<3000	9800	>218,000	-	
	Redox	mV		-101	56	59	-	-	-	-	-	-	-	-	-	-	-	-	
	Salinity (no units)	PSS-78		12.6	-	-	-	-	-	-	-	-	-	-	-	-	-	-	
	Conductivity @ 25oC	mS/cm	0.01	-	-	-	1.96	11.5	21.5	20.3	19.2	-	16.6	16.8	-	5.4	-	-	
	Conductivity @ 20oC	µS/cm	5	18,800	19,000	19,100	-	-	-	-	-	17,100	-	-	13,300	-	-	6180	

				Location	BH07056	BH07056	BH07056	BH07060	BH07064	BH07065	BH07066	BH07067	BH07067	BH07068	BH07068	BH07068	BH07069	BH07069			
				Sampled Date	23/07/2020	19/08/2020	19/08/2020	03/03/2020	19/02/2020	24/02/2020	24/02/2020	24/02/2020	15/12/2020	18/02/2020	24/02/2020	15/12/2020	24/02/2020	26/01/2021			
				Sample Depth	11.17	5.5	5.5	5.6	5.25	10	13	4	1.35	7	6.5	1.3	7	0			
				Avg																	
Chem_Group	Analyte	Units	MDL	Arcadis GAC - Human Health - Residential	UK Drinking Water Standards	UK Estuaries and coastal waters EQS	UK Freshwater EQS														
	Total Dissolved Solids (Filtered)	mg/L	5					13,300	14,100	13,500	1560	8740	14,360	16,170	12,700	-	10,290	10,760	-	4220	-
	Biological Oxygen Demand	mg/L	1					803	668	828	-	-	-	-	-	-	-	-	-	-	-
	Chemical Oxygen Demand	mg/L	5					2180	1650	1860	234	116	180	2270	1260	429	84	126	185	1380	1670
	Dissolved Organic Carbon (Filtered)	µg/L	200					501,000	587,000	570,000	92,000	42,000	66,000	770,000	340,000	89,200	45,000	44,000	48,400	400,000	584,000
	6:2 Fluorotelomer Sulfonate (6:2 FTS)	µg/L	0.002					<0.005	-	-	-	-	-	-	-	-	-	-	-	-	-
	pH (Lab)	pH_Units	0		6.5-9.5 <sup>#1</sup>	6-8.5(MAC) <sup>#53</sup>	6-9(MAC) <sup>#53</sup>	7.45	7.48	7.43	7	6.5	6.6	6.3	6.8	7.31	6.9	6.8	7.3	7.1	8.83
	Salinity	ppt (thousand)	0.1					-	-	-	-	7.5	14.8	13.9	13.1	-	11.2	11.3	-	3.3	-

**Legend**

36.2	Results exceeds GAC.
<50	Results MDL is greater than GAC.
-	Determinand has not been tested for.

**Notes**

A range is given where a determinand has been analysed for by more than one method.

				Location	BH07071	BH07071	BH07071	BH07071	BH07071	BH07071	BH07091	BH07091	BH07091	BH07091	BH07091	BH07091	BH07092	BH07094	BH07094	BH07094	
				Sampled Date	30/04/2020	05/05/2020	26/06/2020	24/07/2020	19/08/2020	18/03/2020	30/06/2020	21/07/2020	19/08/2020	27/10/2020	16/03/2020	09/01/2020	30/06/2020	30/06/2020	21/07/2020	21/07/2020	
				Time																	
				Sample Depth	6.5	6.5	7	5.38	5.38	7	8	5.56	5.6	3.17	7	9	10.5	7.02			
				Avg																	
				Arcadis GAC - Human Health - Residential	UK Drinking Water Standards	UK Estuaries and coastal waters EQS	UK Freshwater EQS														
Chem_Group	Analyte	Units	MDL																		
Metals	Antimony (Filtered)	µg/L	1		5 <sup>#1</sup>			-	-	-	-	-	-	-	-	-	-	-	-	-	-
	Arsenic	µg/L	1	NVP <sup>#2</sup>	10 <sup>#1</sup>	25 <sup>#3</sup>	50 <sup>#3</sup>	14	12	12.1	9.27	13.7	50	50.4	53.4	54.1	52.5	9	<10	13.1	10.5
	Arsenic (Filtered)	µg/L	0.5	NVP <sup>#2</sup>	10 <sup>#1</sup>	25 <sup>#3</sup>	50 <sup>#3</sup>	12	<10	8.14	7.83	7.71	57	45.3	49.4	47.6	43.3	3	<10	8.66	8.18
	Boron	µg/L	10	NVP <sup>#2</sup>	1000 <sup>#1</sup>	7000 <sup>#4</sup>	2000 <sup>#4</sup>	2230	1870	3050	3960	5780	100	86.5	89.9	77.6	94.5	7970	8760	7690	8400
	Boron (Filtered)	µg/L	10	NVP <sup>#2</sup>	1000 <sup>#1</sup>	7000 <sup>#4</sup>	2000 <sup>#4</sup>	1820	1840	3110	3890	4060	100	96.8	84	83.1	-	7670	8830	8120	7340
	Cadmium	µg/L	0.02	NVP <sup>#2</sup>	5 <sup>#1</sup>	0.2 <sup>#5</sup>	0.08 <sup>#5</sup>	0.16	<0.2	0.547	<0.5	<3	0.29	<0.5	<0.5	<0.5	<0.5	0.02	<0.2	<0.5	<0.5
	Cadmium (Filtered)	µg/L	0.02	NVP <sup>#2</sup>	5 <sup>#1</sup>	0.2 <sup>#5</sup>	0.08 <sup>#5</sup>	<0.2	<0.2	<0.08	<0.08	<0.08	<0.2	0.171	0.174	0.265	0.195	<0.02	<0.2	<0.08	<0.08
	Chromium (hexavalent) (Filtered)	µg/L	3	NVP <sup>#2</sup>		0.6 <sup>#5</sup>	3.4 <sup>#5</sup>	<3	<3	<3	<3	<3	<3	<3	<3	<3	<3	<3	<3	<3	<3
	Chromium	µg/L	1	NVP <sup>#2</sup>	50 <sup>#1</sup>	0.6 <sup>#5</sup>	3.4 <sup>#7</sup>	32	<10	19.1	14.7	18.8	<10	<3	6.17	<3	3.04	21	<10	15.5	9.58
	Chromium (Filtered)	µg/L	1	NVP <sup>#2</sup>	50 <sup>#1</sup>	0.6 <sup>#5</sup>	3.4 <sup>#7</sup>	<10	<10	11.1	11.6	11.5	<10	<1	10.9	<1	2.88	5	<10	5.99	7.44
	Chromium (Trivalent) (Filtered)	µg/L	3	NVP <sup>#2</sup>			4.7 <sup>#5</sup>	<3	<30	11.1	11.6	11.5	<3	<3	10.9	<3	<3	20	-	5.99	7.44
	Cobalt (Filtered)	µg/L	0.5			3 <sup>#8</sup>	3 <sup>#8</sup>	<10	<10	4.18	7.42	7.35	<10	<0.5	1.11	1.08	0.846	4	<10	5.17	7.12
	Copper	µg/L	1	NVP <sup>#2</sup>	2000 <sup>#1</sup>	3.76 <sup>#9</sup>	1(bio) <sup>#10</sup>	<1	<10	14.1	5.01	12.8	36	22.6	15.4	14	14.4	49	<10	37.5	9.15
	Copper (Filtered)	µg/L	0.3	NVP <sup>#2</sup>	2000 <sup>#1</sup>	3.76 <sup>#9</sup>	1(bio) <sup>#10</sup>	<10	<10	<0.3	<0.3	<0.3	15	3.17	3.54	3.16	0.594	2	<10	<0.3	<0.3
	Iron (Filtered)	µg/L	10		200 <sup>#1</sup>	1000 <sup>#3</sup>	1000 <sup>#3</sup>	520	1360	8890	4380	8670	70	498	103	70.9	48.7	100	190	11,600	11,900
	Lead	µg/L	1	NVP <sup>#2</sup>	10 <sup>#1</sup>	1.3 <sup>#5</sup>	1.2(bio) <sup>#10</sup>	-	-	-	-	-	-	-	-	-	-	-	-	-	-
	Lead (Filtered)	µg/L	0.2	NVP <sup>#2</sup>	10 <sup>#1</sup>	1.3 <sup>#5</sup>	1.2(bio) <sup>#10</sup>	<10	<10	<0.2	<0.2	<0.2	<10	4.21	1.2	1.43	0.399	2	<10	<0.2	<0.2
	Manganese	µg/L	1		50 <sup>#1</sup>		123(bio) <sup>#11</sup>	1496	538	544	434	541	67	16.1	6.14	3.33	2	458	85	123	93.7
	Manganese (Filtered)	µg/L	2		50 <sup>#1</sup>		123(bio) <sup>#11</sup>	130	630	424	413	413	<10	<3	<3	<3	-	320	20	69	92.7
	Mercury	µg/L	0.02	9.7 <sup>#12</sup>	1 <sup>#1</sup>	0.07(MAC) <sup>#13</sup>	0.07(MAC) <sup>#13</sup>	0.47	<0.3	0.0306	<0.02	0.0253	<0.3	0.0551	0.0537	0.118	0.0399	0.11	<0.3	<0.02	0.0239
	Mercury (Filtered)	µg/L	0.01	9.7 <sup>#12</sup>	1 <sup>#1</sup>	0.07(MAC) <sup>#13</sup>	0.07(MAC) <sup>#13</sup>	<0.3	<0.3	<0.01	<0.01	<0.01	<0.3	0.0282	0.0285	0.0891	0.0324	<0.03	<0.3	<0.01	<0.01
	Molybdenum (Filtered)	µg/L	1	NVP <sup>#2</sup>	70 <sup>#11</sup>			-	-	-	-	-	-	-	-	-	-	-	-	-	-
	Nickel	µg/L	1	NVP <sup>#2</sup>	20 <sup>#1</sup>	8.6 <sup>#5</sup>	4(bio) <sup>#10</sup>	26	13	18.7	11.3	18	52	44.9	48	46.7	45.1	10	<10	9.48	4.42
	Nickel (Filtered)	µg/L	0.4	NVP <sup>#2</sup>	20 <sup>#1</sup>	8.6 <sup>#5</sup>	4(bio) <sup>#10</sup>	14	16	9.05	9.26	9.1	51	40.3	43.1	43.1	41.2	5	<10	<0.4	2.32
	Selenium	µg/L	1	NVP <sup>#2</sup>	10 <sup>#1</sup>			3	<10	1.09	<1	<6	<10	3.43	3.32	3.56	2.83	<1	<10	<1	<1
	Selenium (Filtered)	µg/L	1	NVP <sup>#2</sup>	10 <sup>#1</sup>			-	-	-	-	-	-	-	-	-	-	-	-	-	-
	Strontium (Filtered)	µg/L	1					1340	1660	1700	1730	1640	2010	2310	2240	2210	-	1760	1330	1930	1890
	Vanadium	µg/L	1			100	20 <sup>#12</sup>	-	-	-	-	-	-	-	-	-	-	-	-	-	-
	Vanadium (Filtered)	µg/L	1			100	20 <sup>#12</sup>	-	-	-	-	-	-	-	-	-	-	-	-	-	-
	Zinc	µg/L	2	NVP <sup>#2</sup>	3000 <sup>#17</sup>	7.9 <sup>#18</sup>	10.9(bio) <sup>#10</sup>	159	<20	63.7	26.6	70	70	25.3	18.4	8.7	6.17	114	<20	115	30.3



				Location	BH07071	BH07071	BH07071	BH07071	BH07071	BH07091	BH07091	BH07091	BH07091	BH07091	BH07091	BH07092	BH07094	BH07094	BH07094	
				Sampled Date	30/04/2020	05/05/2020	26/06/2020	24/07/2020	19/08/2020	18/03/2020	30/06/2020	21/07/2020	19/08/2020	27/10/2020	16/03/2020	09/01/2020	30/06/2020	21/07/2020		
				Time																
				Sample Depth Avg	6.5	6.5	7	5.38	5.38	7	8	5.56	5.6	3.17	7	9	10.5	7.02		
				Arcadis GAC - Human Health - Residential	UK Drinking Water Standards	UK Estuaries and coastal waters EQS	UK Freshwater EQS													
Chem_Group	Analyte	Units	MDL																	
	Zinc (Filtered)	µg/L	1	NVP <sup>#2</sup>	3000 <sup>#17</sup>	7.9 <sup>#18</sup>	10.9(bio) <sup>#10</sup>	-	-	-	-	-	-	-	-	-	-	-	-	-
Inorganics	Alkalinity (Carbonate as CaCO3)	mg/L	2					0	0	-	-	-	150	-	-	-	-	0	0	-
	Total Hardness	mg/l	0.35					-	-	834	967	948	-	1070	1280	1190	1380	-	-	1510
	Total Hardness (Filtered)	mg/l	7					628	717	-	-	-	<1350	-	-	-	-	1610	1300	-
	Alkalinity (Bicarbonate as CaCO3)	mg/L	2					1240	1110	1490	1700	2740	0	151	164	157	<2 - 174	1820	2110	2180
	Alkalinity (Bicarbonate) as HCO3	mg/L	2					-	-	1810	-	3340	-	<2	-	<2	-	-	-	2660
	Alkalinity (total) as CaCO3	mg/L	2					1240	1110	1490	1700	2740	228	151	164	157	174	1820	2110	2180
	Ammoniacal Nitrogen as N	mg/L	0.01			0.021 <sup>#3</sup>	0.6 <sup>#19</sup>	-	-	-	-	-	-	-	-	-	-	-	-	-
	Ammoniacal Nitrogen as N (Filtered)	mg/L	0.01			0.021 <sup>#3</sup>	0.6 <sup>#19</sup>	52.6	49.2	91.5	110	115	24.7	25.8	25.9	25.6	26.1	37.3	137	134
	Ammoniacal Nitrogen as NH3 (Filtered)	mg/L	0.01					-	-	-	-	-	-	-	-	-	-	-	-	-
	Bromide	mg/L	0.008					-	-	-	-	-	2.4	-	-	-	-	7.04	9.86	-
	Bromide (Filtered)	mg/L	0.008					6.71	6.288	7	7.99	8.05	-	2.33	2.22	2.45	2.4	-	-	9.02
	Calcium	mg/L	1					-	-	-	-	-	-	-	-	-	-	-	-	-
	Calcium (Filtered)	mg/L	0.2					108	180	139	141	142	540	481	470	547	-	247	106	152
	Chloride	mg/L	1		250 <sup>#1</sup>		250 <sup>#3</sup>	-	-	-	-	-	-	-	-	-	-	-	-	-
	Chloride (Filtered)	mg/L	1		250 <sup>#1</sup>		250 <sup>#3</sup>	1259	1200	1540	1610	1650	357	324	340	332	298	1260	1860	1830
	Cyanide (Free)	µg/L	20		50 <sup>#1</sup>	1 <sup>#3</sup>	1 <sup>#2</sup>	<20	<20	-	-	-	<20	-	-	-	-	<20	<20	-
	Cyanide (Free) (Filtered)	µg/L	2.5		50 <sup>#1</sup>	1 <sup>#3</sup>	1 <sup>#2</sup>	-	-	<2.5	<2.5	<2.5	-	<2.5	<2.5	<2.5	<2.5	-	-	<2.5
	Cyanide Total	µg/L	20		50 <sup>#1</sup>	1 <sup>#3</sup>	1 <sup>#2</sup>	<20	20	-	-	-	100	-	-	-	-	<20	<20	-
	Cyanide Total (Filtered)	µg/L	5		50 <sup>#1</sup>	1 <sup>#3</sup>	1 <sup>#2</sup>	-	-	13.7	13.9	13.9	-	112	104	108	82.4	-	-	7.92
	cyanides-complex (Filtered)	µg/L	5		50 <sup>#1</sup>	1 <sup>#3</sup>	1 <sup>#2</sup>	-	-	13.3	13.5	13.6	-	112	104	108	82.3	-	-	7.04
	Fluoride	µg/L	100		1500 <sup>#1</sup>	5000 <sup>#8</sup>	1000 <sup>#15</sup>	<200	200	-	-	-	<200	-	-	-	-	100	200	-
	Fluoride (Filtered)	µg/L	500		1500 <sup>#1</sup>	5000 <sup>#8</sup>	1000 <sup>#15</sup>	-	-	<500	<500	<500	-	<500	<500	<500	<500	-	-	<500
	Iodide	mg/L						-	-	<0.1	<0.1	<10	-	<0.1	<0.1	<0.1	-	-	-	<0.1
	Iodide (Filtered)	mg/L	0.1					<0.1	<0.1	-	-	-	<0.1	-	-	-	-	<0.1	<0.1	-
	Magnesium	mg/L	1					-	-	-	-	-	-	-	-	-	-	-	-	-
	Magnesium (Filtered)	mg/L	0.036					87	65	119	146	147	<1	<0.036	0.26	0.141	0.597	242	251	321
	Nitrate (as N) (Filtered)	mg/L	0.2					<0.2	<0.2	-	-	-	<0.2	-	-	-	-	<0.2	<0.2	-
	Nitrate (as NO3-) (Filtered)	mg/L	0.3		50(NO3) <sup>#21</sup>			-	-	<0.3	-	<0.3	-	<0.3	-	0.304	<0.3	-	-	<0.3
	Phosphate (as P) (Filtered)	µg/L	10					-	-	-	-	-	-	-	-	-	-	<10	-	-

				Location	BH07071	BH07071	BH07071	BH07071	BH07071	BH07071	BH07091	BH07091	BH07091	BH07091	BH07091	BH07092	BH07094	BH07094	BH07094		
				Sampled Date	30/04/2020	05/05/2020	26/06/2020	24/07/2020	19/08/2020	18/03/2020	30/06/2020	21/07/2020	19/08/2020	27/10/2020	16/03/2020	09/01/2020	30/06/2020	30/06/2020	21/07/2020		
				Time																	
				Sample Depth	6.5	6.5	7	5.38	5.38	7	8	5.56	5.6	3.17	7	9	10.5	7.02			
				Avg																	
				Arcadis GAC - Human Health - Residential	UK Drinking Water Standards	UK Estuaries and coastal waters EQS	UK Freshwater EQS														
Chem_Group	Analyte	Units	MDL																		
	Phosphorus	µg/L	20					-	-	690	668	748	-	343	336	294	-	-	100	1350	1410
	Phosphorus (Filtered)	µg/L	10					-	-	485	87.5	580	-	275	274	282	-	-	<100	1150	1220
	Potassium (Filtered)	mg/L	0.2					152	155	157	175	176	24	18	18.2	18.6	19	154	203	176	172
	Sodium	mg/L	1			200 <sup>#1</sup>		-	-	-	-	-	-	-	-	-	-	-	-	-	-
	Sodium (Filtered)	mg/L	0.076			200 <sup>#1</sup>		1050	1100	1040	1300	1210	263	235	249	231	234	661	1340	1210	1120
	Sulphate	mg/L	3			250(SO4) <sup>#22</sup>	400 <sup>#4</sup>	-	-	-	-	-	-	-	-	-	-	-	-	-	-
	Sulphate (Filtered)	mg/L	2			250(SO4) <sup>#22</sup>	400 <sup>#4</sup>	160	217	51.7	<2	<2	1160	1070	1060	1060	1060	130	7	<2	<2
PAH	Coronene	µg/L	50					-	-	-	-	-	-	-	-	-	-	-	-	-	-
	Naphthalene	µg/L	0.01	3900		2 <sup>#3</sup>	2 <sup>#3</sup>	21.7	24.6	31.4 - 51.8	42.3 - 61.8	11.5 - 39.6	8.17	4.66 - 9.11	1.86 - 7.46	<4 - 4.01	9.55	0.02	0.05	<1 - 0.0554	<1 - 0.0402
	Acenaphthene	µg/L	0.005	>SOL <sup>#23</sup>			No UK EQS	2.22	2.72	<10 - 5.77	<4 - 5.91	<10 - 1.27	2.3	<4 - 2.58	<1 - 1.62	<4 - 0.445	2.5	0.02	0.02	<8 - 0.0141	<0.01
	Acenaphthylene	µg/L	0.005	>SOL <sup>#23</sup>			No UK EQS	0.05	<0.01	<10 - 0.0883	<4 - 0.0747	<10 - 0.0181	0.15	<4 - 0.171	<1 - 0.0853	<4 - 0.0253	2.51	<0.01	<0.01	<0.005	<0.01
	Fluoranthene	µg/L	0.005	>SOL <sup>#23</sup>		0.0063 <sup>#3</sup>	0.0063 <sup>#3</sup>	0.22	0.22	<10 - 1.04	<4 - 0.611	<0.01	0.93	<4 - 1.09	<1 - 0.0466	<4 - 0.0128	0.111	0.02	0.04	<8 - 0.0394	<0.01
	Anthracene	µg/L	0.005	>SOL <sup>#23</sup>		0.1 <sup>#3</sup>	0.1 <sup>#3</sup>	0.2	0.3	<10 - 0.69	<4 - 0.553	<0.01	0.45	<4 - 0.52	<0.01	<0.01	0.0778	<0.01	0.01	<8 - 0.00639	<0.01
	Phenanthrene	µg/L	0.005	>SOL <sup>#23</sup>			No UK EQS	1.2	1.93	<10 - 4.51	<4 - 3.99	<10 - 0.012	2.4	<4 - 2.71	<1 - 0.142	<4 - 0.0391	0.773	0.02	0.08	<8 - 0.0344	<0.01
	Fluorene	µg/L	0.005	>SOL <sup>#23</sup>			No UK EQS	1.46	2.01	<10 - 4	<4 - 3.83	<10 - 0.0583	1.36	<4 - 1.45	<1 - 0.46	<4 - 0.116	1.12	<0.01	0.02	<8 - 0.0179	<0.01
	Chrysene	µg/L	0.005	>SOL <sup>#23</sup>			No UK EQS	0.04	0.03	<10 - 0.116	<4 - 0.0495	<0.01	0.15	<4 - 0.174	<1 - 0.0324	<4 - 0.0107	0.0418	<0.01	0.01	<8 - 0.0131	<0.01
	Pyrene	µg/L	0.005	>SOL <sup>#23</sup>			No UK EQS	0.13	0.12	<10 - 0.697	<4 - 0.377	<0.01	0.71	<4 - 0.841	<1 - 0.045	<4 - 0.0129	0.102	0.02	0.04	<8 - 0.0369	<0.01
	Benzo(a)anthracene	µg/L	0.005	>SOL <sup>#23</sup>			No UK EQS	0.03	0.02	<10 - 0.114	<4 - 0.0506	<0.01	0.15	<4 - 0.155	<1 - 0.0342	<4 - 0.0177	0.0276	<0.01	<0.01	<0.005	<0.01
	Benzo(b)fluoranthene	µg/L	0.005	>SOL <sup>#23</sup>	0.025 <sup>#24</sup>	See BaP <sup>#25</sup>	See BaP <sup>#25</sup>	0.02	<0.01	<10 - 0.108	<4 - 0.0411	<0.01	0.2	<4 - 0.208	<1 - 0.0396	<4 - 0.0166	0.0599	<0.01	<0.01	<0.005	<0.01
	Benzo(k)fluoranthene	µg/L	0.005	>SOL <sup>#23</sup>	0.025 <sup>#24</sup>	See BaP <sup>#25</sup>	See BaP <sup>#25</sup>	0.01	<0.01	<10 - 0.0596	<4 - 0.0154	<0.01	0.1	<4 - 0.0958	<1 - 0.0166	<0.01	0.0259	<0.01	<0.01	<0.005	<0.01
	Benzo(a)pyrene	µg/L	0.002	>SOL <sup>#23</sup>	0.01 <sup>#1</sup>	0.00017 <sup>#25</sup>	0.00017 <sup>#25</sup>	0.02	<0.01	<10 - 0.074	<4 - 0.0268	<0.004	0.17	<4 - 0.169	<1 - 0.0322	<4 - 0.0134	0.0418	<0.01	<0.01	<8 - 0.0102	<0.004
	Dibenz(a,h)anthracene	µg/L	0.005	>SOL <sup>#23</sup>			No UK EQS	<0.01	<0.01	<0.01	<0.005	<0.01	<0.01	<4 - 0.0243	<0.01	<0.01	0.0125	<0.01	<0.01	<0.005	<0.01
	Benzo(g,h,i)perylene	µg/L	0.005	>SOL <sup>#23</sup>	0.025 <sup>#24</sup>	See BaP <sup>#25</sup>	See BaP <sup>#25</sup>	<0.01	<0.01	<10 - 0.0343	<0.005	<0.01	0.06	<4 - 0.152	<1 - 0.0576	<4 - 0.0245	0.0323	<0.01	<0.01	<0.005	<0.01
	Indeno(1,2,3-c,d)pyrene	µg/L	0.005	>SOL <sup>#23</sup>	0.025 <sup>#24</sup>	See BaP <sup>#25</sup>	See BaP <sup>#25</sup>	0.01	<0.01	<10 - 0.0339	<0.005	<0.01	0.06	<4 - 0.117	<1 - 0.0323	<4 - 0.0134	0.0356	<0.01	<0.01	<0.005	<0.01
	PAH 16 Total	µg/L	0.082					<27.3	<32	69.1	77.4	32.3	<17.4	19.6	10.1	3.11	17	<0.21	<0.35	0.228	<0.164
TPH CWG	>C5-C6 Aliphatics	µg/L	10	>SOL <sup>#23</sup>	See TPH	See TPH	See TPH	<100	<100	17	<10	<10	<100	<10	<10	<10	<10	<100	<100	<10	<10
	>C6-C7 Aliphatics	µg/L	100					<100	<100	-	-	-	<100	-	-	-	-	<100	<100	-	-
	>C6-C8 Aliphatics	µg/L	10	>SOL <sup>#23</sup>	See TPH	See TPH	See TPH	<100	<100	91	19	21	<200	17	<10	11	11	<100	<100	<10	<10
	>C7-C8 Aliphatics	µg/L	100					<100	<100	-	-	-	<100	-	-	-	-	<100	<100	-	-
	>C8-C10 Aliphatics	µg/L	10	>SOL <sup>#23</sup>	See TPH	See TPH	See TPH	<10 - 132	<10	168	22	18	<10	17	<10	10	11	<10	<10	<10	<10

				Location	BH07071	BH07071	BH07071	BH07071	BH07071	BH07091	BH07091	BH07091	BH07091	BH07091	BH07091	BH07092	BH07094	BH07094	BH07094		
				Sampled_Date	30/04/2020	05/05/2020	26/06/2020	24/07/2020	19/08/2020	18/03/2020	30/06/2020	21/07/2020	19/08/2020	27/10/2020	16/03/2020	09/01/2020	30/06/2020	30/06/2020	21/07/2020		
				Time																	
				Sample_Depth	6.5	6.5	7	5.38	5.38	7	8	5.56	5.6	3.17	7	9	10.5	7.02			
				Avg																	
				Arcadis GAC - Human Health - Residential	UK Drinking Water Standards	UK Estuaries and coastal waters EQS	UK Freshwater EQS														
Chem_Group	Analyte	Units	MDL																		
	>C10-C12 Aliphatics	µg/L	10	>SOL <sup>#23</sup>	See TPH	See TPH	See TPH	<10	<10	90	39	70	<10	28	14	21	22	<10	<10	<10	<10
	>C12-C16 Aliphatics	µg/L	10	>SOL <sup>#23</sup>	See TPH	See TPH	See TPH	<10	<10	<20	<10	<20	<10	<10	<20	<20	<20	<10	<10	<10	<20
	>C16-C21 Aliphatics	µg/L	10	NR <sup>#26</sup>	See TPH	See TPH	See TPH	<10	<10	<20	<10	<20	<10	<10	<20	<20	<20	<10	<10	<10	<20
	>C21-C35 Aliphatics	µg/L	10	NR <sup>#26</sup>	See TPH	See TPH	See TPH	14	17	<20	<10	<20	<10	<10	<20	<20	<20	<10	<10	<10	<20
	>C16-C35 Aliphatics	µg/L	10	NR <sup>#26</sup>				-	-	<20	<10	<20	-	<10	<20	<20	<20	-	-	<10	<20
	>C8-C40 Aliphatics	µg/L	10					19	33	-	-	-	11	-	-	-	-	<10	17	-	-
	Total Aliphatics >C12-C35	µg/L	10					-	-	<20	<10	<20	-	<10	<20	<20	<20	-	-	<10	<20
	>EC5-EC7 Aromatics	µg/L	5	910	See TPH	See TPH	See TPH	<100	<100	-	-	-	<200	-	-	-	-	<100	<100	-	-
	>EC6-EC7 Aromatics	µg/L	10					-	-	<10	<10	<10	-	<10	<10	<10	<10	-	-	<10	<10
	>EC7-EC8 Aromatics	µg/L	5	>SOL <sup>#23</sup>	See TPH	See TPH	See TPH	<100	<100	<10	<10	<10	<200	<10	<10	<10	<10	<100	<100	<10	<10
	>EC8-EC10 Aromatics	µg/L	10	8900	See TPH	See TPH	See TPH	<10	<10	112	16	14	<10	13	<10	<10	<10	<10	<10	<10	<10
	>EC10-EC12 Aromatics	µg/L	10	8000	See TPH	See TPH	See TPH	<10	<10	60	26	46	<10	19	<10	14	15	<10	<10	<10	<10
	>EC8-EC40 Aromatics	µg/L	10					261	105	-	-	-	39	-	-	-	-	10	-	-	-
	>EC12-EC16 Aromatics	µg/L	10	>SOL <sup>#23</sup>	See TPH	See TPH	See TPH	17	22	29	61	<20	14	26	<20	<20	<20	<10	<10	<10	<20
	>EC16-EC21 Aromatics	µg/L	10	NR <sup>#26</sup>	See TPH	See TPH	See TPH	104	17	<20	19	<20	10	10	<20	<20	<20	<10	<10	<10	<20
	>EC21-EC35 Aromatics	µg/L	10	NR <sup>#26</sup>	See TPH	See TPH	See TPH	90	53	<20	<10	<20	<10	<10	<20	<20	<20	<10	<10	<10	<20
	Total Aromatics >EC12-EC35	µg/L	10					-	-	29	80	<20	-	36	<20	<20	<20	-	-	<10	<20
	TPH >C5-C35 Aliphatics/Aromatics	µg/L	10	na <sup>#27</sup>	10 <sup>#28</sup>	150 <sup>#29</sup>	150 <sup>#29</sup>	-	-	568	208	177	-	139	49	76	78	-	-	<10	<10
TPH	>C5-C6	µg/L	100					<100	<100	-	-	-	<100	-	-	-	-	<100	<100	-	-
	>C6-C7	µg/L	100					<100	<100	-	-	-	<100	-	-	-	-	<100	<100	-	-
	>C7-C8	µg/L	100					<100	<100	-	-	-	<100	-	-	-	-	<100	<100	-	-
	>C8-C10	µg/L	100					156	<100	-	-	-	<100	-	-	-	-	<100	<100	-	-
	GRO	µg/L	100					212	<100	-	-	-	<100	-	-	-	-	<100	<100	-	-
	GRO >C5-12	µg/L	50					-	-	539	128	176	-	102	<50	76	77	-	-	<50	<50
BTEX and MTBE	Benzene	µg/L	1	910	1 <sup>#1</sup>	8 <sup>#3</sup>	10 <sup>#3</sup>	<1	<1	<7 - 1.16	<7 - 1.32	<7 - 1.21	<1	<7 - 1.33	<7 - 1.37	<7 - 1.63	<7	<1	<1	<1	<1
	Toluene	µg/L	1	>SOL <sup>#23</sup>	700 <sup>#30</sup>	74 <sup>#3</sup>	74 <sup>#3</sup>	<1	<1	<1	<1	<1	<1	<1	<1	<4 - 2.05	<4	<1	<5	<4 - 1.01	<1
	Ethylbenzene	µg/L	1	55000	300 <sup>#30</sup>	20 <sup>#31</sup>	20 <sup>#31</sup>	<1	<1	<1	<1	<1	<1	<1	<1	<1	<5	<1	<1	<1	<1
	Xylene (m & p)	µg/L	1	22500	250 <sup>#33</sup>	15 <sup>#34</sup>	15 <sup>#34</sup>	1 - 23	<1	<1	<1	<1	<1	<1	<1	<1	<8	<1	<1	<1	<1
	Xylene (o)	µg/L	1	22500	250 <sup>#33</sup>	15 <sup>#34</sup>	15 <sup>#34</sup>	<1	<1	<1	<1	<1	<1	<1	<1	<1	<3	<1	<1	<1	<1
	Xylene Total	µg/L	2	45000	500 <sup>#30</sup>	30 <sup>#4</sup>	30 <sup>#4</sup>	<2 - 23	<2	<2	<2	<2	<2	<2	<2	<2	<11	<2	<2	<2	<2

				Location	BH07071	BH07071	BH07071	BH07071	BH07071	BH07091	BH07091	BH07091	BH07091	BH07091	BH07091	BH07092	BH07094	BH07094	BH07094		
				Sampled Date	30/04/2020	05/05/2020	26/06/2020	24/07/2020	19/08/2020	18/03/2020	30/06/2020	21/07/2020	19/08/2020	27/10/2020	16/03/2020	09/01/2020	30/06/2020	30/06/2020	21/07/2020		
				Sample Depth	6.5	6.5	7	5.38	5.38	7	8	5.56	5.6	3.17	7	9	10.5	10.5	7.02		
				Avg																	
				Arcadis GAC - Human Health - Residential	UK Drinking Water Standards	UK Estuaries and coastal waters EQS	UK Freshwater EQS														
Chem_Group	Analyte	Units	MDL																		
	MTBE	µg/L	1	390000	15 <sup>#35</sup>	15 <sup>#35</sup>	15 <sup>#36</sup>	<1	<1	<1	<1	<1	<1	<1	<1	<3	<1	<1	<1	<1	
	Total BTEX	µg/L	28					-	-	<28	<28	<28	-	<28	<28	<28	<28	-	-	<28	<28
VOC	Styrene	µg/L	1			50 <sup>#4</sup>	50 <sup>#4</sup>	-	-	<1	<1	<1	-	<1	<1	<1	-	-	-	<1	<1
	cis-1,3-dichloropropene	µg/L	1					-	-	<1	<1	<1	-	<1	<1	<1	-	-	-	<1	<1
	trans-1,3-dichloropropene	µg/L	1					-	-	<1	<1	<1	-	<1	<1	<1	-	-	-	<1	<1
	1,1,1,2-tetrachloroethane	µg/L	1				70 <sup>#37</sup>	-	-	<1	<1	<1	-	<1	<1	<1	-	-	-	<1	<1
	1,1,1-trichloroethane	µg/L	1	270000	2000 <sup>#38</sup>	100 <sup>#4</sup>	100 <sup>#4</sup>	-	-	<1	<1	<1	-	<1	<1	<1	-	-	-	<1	<1
	1,1,2,2-tetrachloroethane	µg/L	1				70 <sup>#37</sup>	-	-	<1	<1	<1	-	<1	<1	<1	-	-	-	<1	<1
	1,1,2-trichloroethane	µg/L	1			300 <sup>#4</sup>	400 <sup>#4</sup>	-	-	<1	<1	<1	-	<1	<1	<1	-	-	-	<1	<1
	1,1-dichloroethane	µg/L	1	30000	2.8 <sup>#39</sup>			-	-	<1	<1	<1	-	<1	<1	<1	-	-	-	<1	<1
	1,1-dichloroethene	µg/L	1	14000	140 <sup>#40</sup>			-	-	<1	<1	<1	-	<1	<1	<1	-	-	-	<1	<1
	1,1-dichloropropene	µg/L	1					-	-	<1	<1	<1	-	<1	<1	<1	-	-	-	<1	<1
	1,2,3-trichloropropane	µg/L	1					-	-	<1	<1	<1	-	<1	<1	<1	-	-	-	<1	<1
	1,2,4-trimethylbenzene	µg/L	1					-	-	<1	1.24	<1	-	<1	<1	<1	-	-	-	<1	<1
	1,2-dibromo-3-chloropropane	µg/L	1					-	-	<1	<1	<1	-	<1	<1	<1	-	-	-	<1	<1
	1,2-dibromoethane	µg/L	1					-	-	<1	<1	<1	-	<1	<1	<1	-	-	-	<1	<1
	1,2-dichloroethane	µg/L	1	63	3 <sup>#1</sup>	10 <sup>#3</sup>	10 <sup>#3</sup>	-	-	<1	<1	<1	-	<1	<1	<1	-	-	-	<1	<1
	1,2-dichloropropane	µg/L	1					-	-	<1	<1	<1	-	<1	<1	<1	-	-	-	<1	<1
	1,3,5-trimethylbenzene	µg/L	1					-	-	<1	<1	<1	-	<1	<1	<1	-	-	-	<1	<1
	1,3-dichloropropane	µg/L	1					-	-	<1	<1	<1	-	<1	<1	<1	-	-	-	<1	<1
	2,2-dichloropropane	µg/L	1					-	-	<1	<1	<1	-	<1	<1	<1	-	-	-	<1	<1
	2-chlorotoluene	µg/L	1					-	-	<1	<1	<1	-	<1	<1	<1	-	-	-	<1	<1
	4-chlorotoluene	µg/L	1					-	-	<1	<1	<1	-	<1	<1	<1	-	-	-	<1	<1
	Bromobenzene	µg/L	1					-	-	<1	<1	<1	-	<1	<1	<1	-	-	-	<1	<1
	Bromochloromethane	µg/L	1					-	-	<1	<1	<1	-	<1	<1	<1	-	-	-	<1	<1
	Bromodichloromethane	µg/L	1		25 <sup>#41</sup>			-	-	<1	<1	<1	-	<1	<1	<1	-	-	-	<1	<1
	Bromoform	µg/L	1		25 <sup>#41</sup>			-	-	<1	<1	<1	-	<1	<1	<1	-	-	-	<1	<1
	Bromomethane	µg/L	1					-	-	<1	<1	<1	-	<1	<1	<1	-	-	-	<1	<1
	Carbon disulfide	µg/L	1					-	-	<1	<1	<1	-	1.01	1.14	<1	-	-	-	<1	<1
	Carbon tetrachloride	µg/L	1		3 <sup>#1</sup>	12 <sup>#3</sup>	12 <sup>#3</sup>	-	-	<1	<1	<1	-	<1	<1	<1	-	-	-	<1	<1

				Location	BH07071	BH07071	BH07071	BH07071	BH07071	BH07091	BH07091	BH07091	BH07091	BH07091	BH07091	BH07092	BH07094	BH07094	BH07094		
				Sampled Date	30/04/2020	05/05/2020	26/06/2020	24/07/2020	19/08/2020	18/03/2020	30/06/2020	21/07/2020	19/08/2020	27/10/2020	16/03/2020	09/01/2020	30/06/2020	30/06/2020	21/07/2020		
				Sample Depth	6.5	6.5	7	5.38	5.38	7	8	5.56	5.6	3.17	7	9	10.5	7.02			
				Avg																	
Chem_Group	Analyte	Units	MDL	Arcadis GAC - Human Health - Residential	UK Drinking Water Standards	UK Estuaries and coastal waters EQS	UK Freshwater EQS														
	Chlorodibromomethane	µg/L	1		25 <sup>#41</sup>			-	-	<1	<1	<1	-	<1	<1	<1	-	-	-	<1	<1
	Chloroethane	µg/L	1					-	-	<1	<1	<1	-	<1	<1	<1	-	-	-	<1	<1
	Chloroform	µg/L	1	15000	25 <sup>#41</sup>	2.5 <sup>#3</sup>	2.5 <sup>#3</sup>	-	-	<1	<1	<1	-	<1	<1	<1	-	-	-	<1	<1
	Chloromethane	µg/L	1					-	-	<1	<1	<1	-	<1	<1	<1	-	-	-	<1	<1
	cis-1,2-dichloroethene	µg/L	1	2200	25 <sup>#42</sup>			-	-	<1	<1	<1	-	<1	<1	<1	-	-	-	<1	<1
	Dibromomethane	µg/L	1					-	-	<1	<1	<1	-	<1	<1	<1	-	-	-	<1	<1
	Dichlorodifluoromethane	µg/L	1					-	-	<1	<1	<1	-	<1	<1	<1	-	-	-	<1	<1
	Dichloromethane	µg/L	3			20 <sup>#3</sup>	20 <sup>#3</sup>	-	-	<3	<3	<3	-	<3	<3	<3	-	-	-	<3	<3
	Isopropylbenzene	µg/L	1					-	-	<1	<1	<1	-	<1	<1	<1	-	-	-	<1	<1
	n-butylbenzene	µg/L	1					-	-	<1	<1	<1	-	<1	<1	<1	-	-	-	<1	<1
	n-propylbenzene	µg/L	1					-	-	<1	<1	<1	-	<1	<1	<1	-	-	-	<1	<1
	p-isopropyltoluene	µg/L	1			2.4	7.17	2.41		<1	<1	<1	-	<1	<1	<1	-	-	-	<1	<1
	sec-butylbenzene	µg/L	1					-	-	<1	<1	<1	-	<1	<1	<1	-	-	-	<1	<1
	Trichloroethene	µg/L	1	260	5 <sup>#43</sup>	10 <sup>#3</sup>	10 <sup>#3</sup>	-	-	<1	<1	<1	-	<1	<1	<1	-	-	-	<1	<1
	tert-butylbenzene	µg/L	1					-	-	<1	<1	<1	-	<1	<1	<1	-	-	-	<1	<1
	Tetrachloroethene	µg/L	1	2700	5 <sup>#43</sup>	10 <sup>#3</sup>	10 <sup>#3</sup>	-	-	<1	<1	<1	-	<1	<1	<1	-	-	-	<1	<1
	trans-1,2-dichloroethene	µg/L	1	7100	25 <sup>#42</sup>			-	-	<1	<1	<1	-	<1	<1	<1	-	-	-	<1	<1
	Trichlorofluoromethane	µg/L	1					-	-	<1	<1	<1	-	<1	<1	<1	-	-	-	<1	<1
	Vinyl chloride	µg/L	1	97	0.5 <sup>#1</sup>			-	-	<1	<1	<1	-	<1	<1	<1	-	-	-	<1	<1
	tert-Amyl methyl ether	µg/L	1					-	-	<1	<1	<1	-	<1	<1	<1	-	-	-	<1	<1
VOC/SVOC	1,2,3-trichlorobenzene	µg/L	0.01			0.13 <sup>#44</sup>	0.13 <sup>#44</sup>	-	-	<1	<1	<1	<0.01	<0.01	<1	<1	-	-	-	<1	<1
	1,2,4-trichlorobenzene	µg/L	0.01			0.13 <sup>#44</sup>	0.13 <sup>#44</sup>	-	-	<1	<1	<1	-	<0.01	<1	<1	-	-	-	<1	<1
	1,2-dichlorobenzene	µg/L	1			6.7 <sup>#45</sup>	6.7 <sup>#45</sup>	-	-	<1	<1	<1	-	<1	<1	<1	-	-	-	<1	<1
	1,3,5-Trichlorobenzene	µg/L	0.01			0.13 <sup>#44</sup>	0.13 <sup>#44</sup>	-	-	<1	<1	<1	<0.01	<0.01	<1	<1	-	-	-	<1	<1
	1,3-dichlorobenzene	µg/L	1			6.7 <sup>#45</sup>	6.7 <sup>#45</sup>	-	-	<1	<1	<1	-	<1	<1	<1	-	-	-	<1	<1
	1,4-dichlorobenzene	µg/L	1			6.7 <sup>#45</sup>	6.7 <sup>#45</sup>	-	-	<1	<1	<1	-	<1	<1	<1	-	-	-	<1	<1
	Chlorobenzene	µg/L	1	2400	100 <sup>#46</sup>			-	-	<1	<1	<1	-	<1	<1	<1	-	-	-	<1	<1
	Hexachlorobutadiene	µg/L	0.01			0.6(MAC) <sup>#13</sup>	0.6(MAC) <sup>#13</sup>	-	-	<1	<1	<1	<0.01	<1	<1	<1	-	-	-	<1	<1
SVOC	Benzyl alcohol	µg/L	5					-	-	-	-	-	-	-	-	-	-	-	-	-	-
	Diphenyl ether	mg/L	0.002					-	-	-	-	-	-	-	-	-	-	-	-	-	-

				Location	BH07071	BH07071	BH07071	BH07071	BH07071	BH07091	BH07091	BH07091	BH07091	BH07091	BH07091	BH07092	BH07094	BH07094	BH07094		
				Sampled_Date	30/04/2020	05/05/2020	26/06/2020	24/07/2020	19/08/2020	18/03/2020	30/06/2020	21/07/2020	19/08/2020	27/10/2020	16/03/2020	09/01/2020	30/06/2020	30/06/2020	21/07/2020		
				Sample_Depth	6.5	6.5	7	5.38	5.38	7	8	5.56	5.6	3.17	7	9	10.5	10.5	7.02		
				Avg																	
				Arcadis GAC - Human Health - Residential	UK Drinking Water Standards	UK Estuaries and coastal waters EQS	UK Freshwater EQS														
Chem_Group	Analyte	Units	MDL																		
	4-bromophenyl phenyl ether	µg/L	1					-	-	<10	<4	<10	-	<4	<1	<4	-	-	-	<8	<4
	4-nitroaniline	µg/L	1					-	-	<10	<4	<10	-	<4	<1	<4	-	-	-	<8	<4
	4-nitrophenol	µg/L	1					-	-	<10	<4	<10	-	<4	<1	<4	-	-	-	<8	<4
	1,1-Biphenyl	µg/L	2			25	25 <sup>93</sup>	-	-	-	-	-	-	-	-	-	-	-	-	-	-
	1,2,3,4-tetrachlorobenzene	µg/L	0.01					-	-	-	-	-	<0.01	-	-	-	-	-	-	-	-
	1-Methylnaphthalene	µg/L	2					-	-	-	-	-	-	-	-	-	-	-	-	-	-
	2,4,5-trichlorophenol	µg/L	1					-	-	<10	<4	<10	-	<4	<1	<4	-	-	-	<8	<4
	2,4,6-trichlorophenol	µg/L	1					-	-	<10	<4	<10	-	<4	<1	<4	-	-	-	<8	<4
	2,4-dichlorophenol	µg/L	1			0.42 <sup>93</sup>	4.2 <sup>93</sup>	-	-	<10	<4	<10	-	<4	<1	<4	-	-	-	<8	<4
	2,4-dimethylphenol	µg/L	1					-	-	<10	<4	<10	-	<4	<1	<4	-	-	-	<8	<4
	2,4-dinitrophenol	µg/L	10					-	-	-	-	-	-	-	-	-	-	-	-	-	-
	2,4-dinitrotoluene	µg/L	1					-	-	<10	<4	<10	-	<4	<1	<4	-	-	-	<8	<4
	2,6-dinitrotoluene	µg/L	1					-	-	<10	<4	<10	-	<4	<1	<4	-	-	-	<8	<4
	2-chloronaphthalene	µg/L	1					-	-	<10	<4	<10	-	<4	<1	<4	-	-	-	<8	<4
	2-chlorophenol	µg/L	1			50 <sup>94</sup>	50 <sup>94</sup>	-	-	<10	<4	<10	-	<4	<1	<4	-	-	-	<8	<4
	2-methylnaphthalene	µg/L	1					-	-	<10	6.59	<10	-	<4	<1	<4	-	-	-	<8	<4
	2-methylphenol	µg/L	1					-	-	<10	<4	<10	-	5.26	1.44	4.72	-	-	-	<8	<4
	2-nitroaniline	µg/L	1					-	-	<10	<4	<10	-	<4	<1	<4	-	-	-	<8	<4
	2-nitrophenol	µg/L	1					-	-	<10	<4	<10	-	<4	<1	<4	-	-	-	<8	<4
	3-nitroaniline	µg/L	1					-	-	<10	<4	<10	-	<4	<1	<4	-	-	-	<8	<4
	4,6-Dinitro-2-methylphenol	µg/L	50					-	-	-	-	-	-	<0.3	-	-	-	-	-	-	-
	4-chloro-3-methylphenol	µg/L	1			40 <sup>94</sup>	40 <sup>94</sup>	-	-	<10	<4	<10	-	<4	<1	<4	-	-	-	<8	<4
	4-chloroaniline	µg/L	1					-	-	<10	<4	<10	-	<4	<1	<4	-	-	-	<8	<4
	4-chlorophenol	µg/L	20			50 <sup>94</sup>	50 <sup>94</sup>	-	-	-	-	-	-	-	-	-	-	-	-	-	-
	4-chlorophenyl phenyl ether	µg/L	1					-	-	<10	<4	<10	-	<4	<1	<4	-	-	-	<8	<4
	4-methylphenol	µg/L	1					-	-	107	16.5	<10	-	23.9	7.28	24.4	-	-	-	<8	<4
	Azobenzene	µg/L	1					-	-	<10	<4	<10	-	<4	<1	<4	-	-	-	<8	<4
	Benzoic Acid	µg/L	100					-	-	-	-	-	-	-	-	-	-	-	-	-	-
	Bis(2-chloroethoxy) methane	µg/L	1					-	-	<10	<4	<10	-	<4	<1	<4	-	-	-	<8	<4
	Bis(2-chloroethyl)ether	µg/L	1					-	-	<10	<4	<10	-	<4	<1	<4	-	-	-	<8	<4

				Location	BH07071	BH07071	BH07071	BH07071	BH07071	BH07071	BH07091	BH07091	BH07091	BH07091	BH07091	BH07092	BH07094	BH07094	BH07094		
				Sampled Date	30/04/2020	05/05/2020	26/06/2020	24/07/2020	19/08/2020	18/03/2020	30/06/2020	21/07/2020	19/08/2020	27/10/2020	16/03/2020	09/01/2020	30/06/2020	21/07/2020			
				Sample Depth	6.5	6.5	7	5.38	5.38	7	8	5.56	5.6	3.17	7	9	10.5	7.02			
				Avg																	
Chem_Group	Analyte	Units	MDL	Arcadis GAC - Human Health - Residential	UK Drinking Water Standards	UK Estuaries and coastal waters EQS	UK Freshwater EQS														
	Bis(2-chloroisopropyl) ether	µg/L	5					-	-	-	-	-	-	-	-	-	-	-	-		
	Bis(2-ethylhexyl) phthalate	µg/L	2			1.3 <sup>#3</sup>	1.3 <sup>#3</sup>	-	-	<20	<8	<20	-	<8	<2	<8	-	-	<16	<8	
	Butyl benzyl phthalate	µg/L	1			0.75 <sup>#3</sup>	7.5 <sup>#3</sup>	-	-	<10	<4	<10	-	<4	<1	<4	-	-	<8	<4	
	Carbazole	µg/L	1					-	-	<10	<4	<10	-	<4	<1	<4	-	-	<8	<4	
	Dibenzofuran	µg/L	1					-	-	<10	<4	<10	-	<4	<1	<4	-	-	<8	<4	
	Diethylphthalate	µg/L	1			200 <sup>#4</sup>	200 <sup>#4</sup>	-	-	<10	<4	<10	-	<4	<1	<4	-	-	<8	<4	
	Dimethyl phthalate	µg/L	1			800 <sup>#4</sup>	800 <sup>#4</sup>	-	-	<10	<4	<10	-	<4	<1	<4	-	-	<8	<4	
	Di-n-butyl phthalate	µg/L	1			8 <sup>#4</sup>	8 <sup>#4</sup>	-	-	<10	<4	<10	-	<4	<1	<4	-	-	<8	<4	
	Di-n-octyl phthalate	µg/L	2			20 <sup>#4</sup>	20 <sup>#4</sup>	-	-	<50	<20	<50	-	<20	<5	<20	-	-	<40	<20	
	Hexachlorobenzene	µg/L	0.01			0.05(MAC) <sup>#13</sup>	0.05(MAC) <sup>#13</sup>	-	-	<10	<4	<10	<0.01	<0.01	<1	<4	-	-	<8	<4	
	Hexachlorocyclopentadiene	µg/L	1					-	-	<10	<4	<10	-	<4	<1	<4	-	-	<8	<4	
	Hexachloroethane	µg/L	1					-	-	<10	<4	<10	-	<4	<1	<4	-	-	<8	<4	
	Isophorone	µg/L	1					-	-	<10	<4	<10	-	<4	<1	<4	-	-	<8	<4	
	Nitrobenzene	µg/L	1					-	-	<10	<4	<10	-	<4	<1	<4	-	-	<8	<4	
	N-nitrosodi-n-propylamine	µg/L	1					-	-	<10	<4	<10	-	<4	<1	<4	-	-	<8	<4	
	n-Nitrosodiphenylamine	µg/L	5					-	-	-	-	-	-	-	-	-	-	-	-	-	
	Pentachlorobenzene	µg/L	0.01			0.0007 <sup>#3</sup>	0.007 <sup>#3</sup>	-	-	-	-	-	<0.01	<0.01	-	-	-	-	-	-	
	Pentachloronitrobenzene	µg/L	0.01					-	-	-	-	-	<0.01	-	-	-	-	-	-	-	
	Pentachlorophenol	µg/L	1			0.4 <sup>#3</sup>	0.4 <sup>#3</sup>	-	-	<10	<4	<10	-	<4	<1	<4	-	-	<8	<4	
PCB	Heptachlorobiphenyl, 2,3,3,4,4,5,5- (PCB 189)	µg/L	0.01					<0.01	<0.2	<0.03	<0.015	<0.03	<0.01	<0.015	<0.03	<0.03	-	<0.01	-	<0.015	<0.03
	Hexachlorobiphenyl, 2,3,3,4,4,5- (PCB 156)	µg/L	0.01					<0.01	<0.2	<0.03	<0.015	<0.03	<0.01	<0.015	<0.03	<0.03	-	<0.01	-	<0.015	<0.03
	Hexachlorobiphenyl, 2,3,3,4,4,5- (PCB 157)	µg/L	0.01					<0.01	<0.2	<0.03	<0.015	<0.03	<0.01	<0.015	<0.03	<0.03	-	<0.01	-	<0.015	<0.03
	Hexachlorobiphenyl, 2,3,4,4,5,5- (PCB 167)	µg/L	0.01					<0.01	<0.2	<0.03	<0.015	<0.03	<0.01	<0.015	<0.03	<0.03	-	<0.01	-	<0.015	<0.03
	Hexachlorobiphenyl, 3,3,4,4,5,5- (PCB 169)	µg/L	0.01					<0.01	<0.2	<0.03	<0.015	<0.03	<0.01	<0.015	<0.03	<0.03	-	<0.01	-	<0.015	<0.03
	PCB 101	µg/L	0.01					<0.01	<0.2	<0.03	<0.015	<0.03	<0.01	<0.015	<0.03	<0.03	-	<0.01	-	<0.015	<0.03
	PCB 118	µg/L	0.01					<0.01	<0.2	<0.03	<0.015	<0.03	<0.01	<0.015	<0.03	<0.03	-	<0.01	-	<0.015	<0.03
	PCB 138	µg/L	0.01					<0.01	<0.2	<0.03	<0.015	<0.03	<0.01	<0.015	<0.03	<0.03	-	<0.01	-	<0.015	<0.03
	PCB 153	µg/L	0.01					<0.01	<0.2	<0.03	<0.015	<0.03	<0.01	<0.015	<0.03	<0.03	-	<0.01	-	<0.015	<0.03
	PCB 180	µg/L	0.01					<0.01	<0.2	<0.03	<0.015	<0.03	<0.01	<0.015	<0.03	<0.03	-	<0.01	-	<0.015	<0.03
	PCB 28	µg/L	0.01					<0.01	<0.2	<0.03	<0.015	<0.03	<0.01	<0.015	<0.03	<0.03	-	<0.01	-	<0.015	<0.03

				Location	BH07071	BH07071	BH07071	BH07071	BH07071	BH07091	BH07091	BH07091	BH07091	BH07091	BH07092	BH07094	BH07094	BH07094			
				Sampled_Date	30/04/2020	05/05/2020	26/06/2020	24/07/2020	19/08/2020	18/03/2020	30/06/2020	21/07/2020	19/08/2020	27/10/2020	16/03/2020	09/01/2020	30/06/2020	21/07/2020			
				Time																	
				Sample_Depth	6.5	6.5	7	5.38	5.38	7	8	5.56	5.6	3.17	7	9	10.5	7.02			
				Avg																	
				Arcadis GAC - Human Health - Residential	UK Drinking Water Standards	UK Estuaries and coastal waters EQS	UK Freshwater EQS														
Chem_Group	Analyte	Units	MDL																		
	PCB 52	µg/L	0.01					<0.01	<0.2	<0.03	<0.015	<0.03	<0.01	<0.015	<0.03	<0.03	-	<0.01	-	<0.015	<0.03
	Pentachlorobiphenyl, 2,3,3,4,4,- (PCB 105)	µg/L	0.01					<0.01	<0.2	<0.03	<0.015	<0.03	<0.01	<0.015	<0.03	<0.03	-	<0.01	-	<0.015	<0.03
	Pentachlorobiphenyl, 2,3,4,4,5- (PCB 114)	µg/L	0.01					<0.01	<0.2	<0.03	<0.015	<0.03	<0.01	<0.015	<0.03	<0.03	-	<0.01	-	<0.015	<0.03
	Pentachlorobiphenyl, 2,3,4,4,5- (PCB 123)	µg/L	0.01					<0.01	<0.2	<0.03	<0.015	<0.03	<0.01	<0.015	<0.03	<0.03	-	<0.01	-	<0.015	<0.03
	Pentachlorobiphenyl, 3,3,4,4,5- (PCB 126)	µg/L	0.01					<0.01	<0.2	<0.03	<0.015	<0.03	<0.01	<0.015	<0.03	<0.03	-	<0.01	-	<0.015	<0.03
	Tetrachlorobiphenyl, 3,3,4,4- (PCB 77)	µg/L	0.01					<0.01	<0.2	<0.03	<0.015	<0.03	<0.01	<0.015	<0.03	<0.03	-	<0.01	-	<0.015	<0.03
	Tetrachlorobiphenyl, 3,4,4,5- (PCB 81)	µg/L	0.01					<0.01	<0.2	<0.03	<0.015	<0.03	<0.01	<0.015	<0.03	<0.03	-	<0.01	-	<0.015	<0.03
	Total PCB 7 Congeners	µg/L	0.105					-	-	<0.21	<0.105	<0.21	-	<0.105	<0.21	<0.21	-	-	-	<0.105	<0.21
Phenolics	Xylenols (Filtered)	µg/L	0.5					-	-	<5	<5	<5	-	20	10	10	10	-	-	<0.5	<0.5
	3-&4-methylphenol	µg/L	20					-	-	-	-	-	-	-	-	-	-	-	-	-	-
	Trimethylphenols	µg/L	0.5					-	-	-	-	-	-	-	-	-	-	-	-	-	-
	Trimethylphenols (Filtered)	µg/L	0.5					<5	<50	-	-	-	29.4	-	-	-	-	<0.5	<0.5	-	-
	Cresol Total	µg/L	0.5					-	-	-	-	-	-	-	-	-	-	-	-	-	-
	Cresol Total (Filtered)	µg/L	0.5					<5	<50	170	70.4	15.3	38.7	60	30	110	50	<0.5	<0.5	<0.5	<0.5
	Dimethylphenols	µg/L	0.5					-	-	-	-	-	-	-	-	-	-	-	-	-	-
	Dimethylphenols (Filtered)	µg/L	0.5					<5	<50	-	-	-	22.1	-	-	-	-	<0.5	<0.5	-	-
	Phenol	µg/L	0.5	1200000	5800 <sup>#39</sup>	7.7 <sup>#3</sup>	7.7 <sup>#3</sup>	-	-	23	<4	<10	-	278	70	266	-	-	-	<8	<4
	Phenol (Filtered)	µg/L	0.5	1200000	5800 <sup>#39</sup>	7.7 <sup>#3</sup>	7.7 <sup>#3</sup>	<5	<50	39.2	12.9	<5	485.7	580	550	750	500	<0.5	6.6	<0.5	<0.5
	Phenols Monohydric (Filtered)	µg/L	0.5					-	-	209	83.3	15.3	-	660	590	870	560	-	-	<0.5	<0.5
PFAS	Branched PFOS	µg/L	0.002					-	-	-	-	-	-	-	-	-	-	-	-	-	-
	Linear PFOS(Perfluoro-1-octanesulfonate)	µg/l	0.0013					-	-	-	-	-	-	-	-	-	-	-	-	-	-
	Perfluoro-1-butanesulfonate	µg/L	0.002					-	-	-	-	-	-	-	-	-	-	-	-	-	-
	Perfluoro-1-hexanesulfonate	µg/L	0.002					-	-	-	-	-	-	-	-	-	-	-	-	-	-
	Perfluorooctanoate (PFOA)	µg/L	0.0013			0.01 <sup>#47</sup>		-	-	-	-	-	-	-	-	-	-	-	-	-	-
	Perfluoro-1-decanesulfonate	µg/L	0.002					-	-	-	-	-	-	-	-	-	-	-	-	-	-
	Perfluoro-1-heptanesulfonate	µg/L	0.002					-	-	-	-	-	-	-	-	-	-	-	-	-	-
	Perfluoro-n-butanoic acid	µg/L	0.004					-	-	-	-	-	-	-	-	-	-	-	-	-	-
	Perfluoro-n-decanoic acid	µg/L	0.002					-	-	-	-	-	-	-	-	-	-	-	-	-	-
	Perfluoro-n-heptanoic acid	µg/L	0.002					-	-	-	-	-	-	-	-	-	-	-	-	-	-
	Perfluoro-n-hexanoic acid	µg/L	0.002					-	-	-	-	-	-	-	-	-	-	-	-	-	-



				Location	BH07071	BH07071	BH07071	BH07071	BH07071	BH07091	BH07091	BH07091	BH07091	BH07091	BH07091	BH07092	BH07094	BH07094	BH07094	
				Sampled Date	30/04/2020	05/05/2020	26/06/2020	24/07/2020	19/08/2020	18/03/2020	30/06/2020	21/07/2020	19/08/2020	27/10/2020	16/03/2020	09/01/2020	30/06/2020	30/06/2020	21/07/2020	
				Sample Depth	6.5	6.5	7	5.38	5.38	7	8	5.56	5.6	3.17	7	9	10.5	10.5	7.02	
				Avg																
				Arcadis GAC - Human Health - Residential	UK Drinking Water Standards	UK Estuaries and coastal waters EQS	UK Freshwater EQS													
Chem_Group	Analyte	Units	MDL																	
	Perfluoro-n-pentanoic acid	µg/L	0.002	-	-	-	-	-	-	-	-	-	-	-	-	-	-	-	-	-
	Perfluoro-n-dodecanoic acid	µg/L	0.002	-	-	-	-	-	-	-	-	-	-	-	-	-	-	-	-	-
	Perfluoro-n-nonanoic acid	µg/L	0.002	-	-	-	-	-	-	-	-	-	-	-	-	-	-	-	-	-
	Perfluoro-n-undecanoic acid	µg/L	0.002	-	-	-	-	-	-	-	-	-	-	-	-	-	-	-	-	-
	Perfluorooctanesulfonamide	µg/L	0.004	-	-	-	-	-	-	-	-	-	-	-	-	-	-	-	-	-
	Total PFOA	µg/L	0.002	-	-	-	-	-	-	-	-	-	-	-	-	-	-	-	-	-
						0.01 <sup>#47</sup>	0.00013 <sup>#48</sup>	0.00065 <sup>#48</sup>												
Organotins	Tributyltin	µg/L	0.001	<0.1	<0.1	<0.006	<0.001	<0.006	<0.1	<0.003	<0.001	<0.001	-	<0.1	-	<0.002	<0.001			
Pesticides	1-(3,4-Dichlorophenyl) urea (DCPU)	µg/l		-	-	-	-	-	-	<0.02	-	-	-	-	-	-	-	-	-	
	2-(4-Chlorophenoxy)propionic acid, 4-CPA	µg/l		-	-	-	-	-	-	<0.1	-	-	-	-	-	-	-	-	-	
	2-amino-N-(isopropyl)benzamide	µg/l		-	-	-	-	-	-	<0.02	-	-	-	-	-	-	-	-	-	
	2-Chloro-2,6-diethylacetanilide	µg/l		-	-	-	-	-	-	<0.01	-	-	-	-	-	-	-	-	-	
	Acibenzolar-S-methyl	µg/l		-	-	-	-	-	-	<0.03	-	-	-	-	-	-	-	-	-	
	Aminopyralid	µg/l		-	-	-	-	-	-	<0.5	-	-	-	-	-	-	-	-	-	
	Azoxystrobin	µg/L		-	-	-	-	-	-	<0.01	-	-	-	-	-	-	-	-	-	
	BAM	µg/l		-	-	-	-	-	-	0.242	-	-	-	-	-	-	-	-	-	
	Benalaxyl	µg/l		-	-	-	-	-	-	<0.02	-	-	-	-	-	-	-	-	-	
	Bentazone methyl	µg/l		-	-	-	-	-	-	<0.03	-	-	-	-	-	-	-	-	-	
	Bifenox	µg/L		-	-	-	-	-	-	<0.04	-	-	-	-	-	-	-	-	-	
	Bitertanol	µg/l		-	-	-	-	-	-	<0.02	-	-	-	-	-	-	-	-	-	
	Boscalid	µg/l		-	-	-	-	-	-	<0.01	-	-	-	-	-	-	-	-	-	
	Cadusafos	µg/l		-	-	-	-	-	-	<0.02	-	-	-	-	-	-	-	-	-	
	Carfentrazone-ethyl	µg/L		-	-	-	-	-	-	<0.04	-	-	-	-	-	-	-	-	-	
	Chloridazon-desphenyl	µg/l		-	-	-	-	-	-	<0.03	-	-	-	-	-	-	-	-	-	
	Chloridazon-methyl desphenyl	µg/l		-	-	-	-	-	-	<0.05	-	-	-	-	-	-	-	-	-	
	Chlorotoluron-desmethyl	µg/l		-	-	-	-	-	-	<0.02	-	-	-	-	-	-	-	-	-	
	Chlorpropham	µg/L		-	-	-	-	-	-	<0.05	-	-	-	-	-	-	-	-	-	
						10 <sup>#4</sup>	10 <sup>#4</sup>													
	Clodinafop	µg/l		-	-	-	-	-	-	<0.03	-	-	-	-	-	-	-	-	-	
	Clomeprop	µg/l		-	-	-	-	-	-	<0.01	-	-	-	-	-	-	-	-	-	
	Crimidine	µg/l		-	-	-	-	-	-	<0.03	-	-	-	-	-	-	-	-	-	
	Cybutryme (Irgarol)	µg/l		-	-	-	-	-	-	<0.01	-	-	-	-	-	-	-	-	-	

				Location	BH07071	BH07071	BH07071	BH07071	BH07071	BH07091	BH07091	BH07091	BH07091	BH07091	BH07091	BH07092	BH07094	BH07094	BH07094
				Sampled Date	30/04/2020	05/05/2020	26/06/2020	24/07/2020	19/08/2020	18/03/2020	30/06/2020	21/07/2020	19/08/2020	27/10/2020	16/03/2020	09/01/2020	30/06/2020	21/07/2020	
				Sample Depth	6.5	6.5	7	5.38	5.38	7	8	5.56	5.6	3.17	7	9	10.5	7.02	
				Avg															
				Arcadis GAC - Human Health - Residential	UK Drinking Water Standards	UK Estuaries and coastal waters EQS	UK Freshwater EQS												
Chem_Group	Analyte	Units	MDL																
	Cyprazine	µg/l		-	-	-	-	-	-	-	-	<0.02	-	-	-	-	-	-	-
	Cyprodinil	µg/L		-	-	-	-	-	-	-	-	<0.02	-	-	-	-	-	-	-
	Dichlofenthion	µg/l		-	-	-	-	-	-	-	-	<0.05	-	-	-	-	-	-	-
	Dichlormid	µg/l		-	-	-	-	-	-	-	-	<0.05	-	-	-	-	-	-	-
	Diethofencarb	µg/l		-	-	-	-	-	-	-	-	<0.02	-	-	-	-	-	-	-
	Difenacoum	µg/l		-	-	-	-	-	-	-	-	<0.02	-	-	-	-	-	-	-
	Dimefuron	µg/l		-	-	-	-	-	-	-	-	<0.02	-	-	-	-	-	-	-
	Dimethachlo	µg/l		-	-	-	-	-	-	-	-	<0.01	-	-	-	-	-	-	-
	Dimethenamid	µg/l		-	-	-	-	-	-	-	-	<0.01	-	-	-	-	-	-	-
	Dimethomorph	µg/l		-	-	-	-	-	-	-	-	<0.01	-	-	-	-	-	-	-
	Dinoterb	µg/l		-	-	-	-	-	-	-	-	<0.4	-	-	-	-	-	-	-
	Diuron desmethyl (DCPMU)	µg/l		-	-	-	-	-	-	-	-	0.033	-	-	-	-	-	-	-
	Epoxiconazole	µg/l		-	-	-	-	-	-	-	-	<0.03	-	-	-	-	-	-	-
	Etrimphos	µg/L	0.01	-	-	-	-	-	-	<0.01	<0.01	-	-	-	-	-	-	-	-
	Fenoxaprop	µg/l		-	-	-	-	-	-	-	-	<0.03	-	-	-	-	-	-	-
	Fenpropidin	µg/l		-	-	-	-	-	-	-	-	<0.02	-	-	-	-	-	-	-
	Fenuron	µg/l		-	-	-	-	-	-	-	-	<0.01	-	-	-	-	-	-	-
	Fipronil	µg/L		-	-	-	-	-	-	-	-	<0.05	-	-	-	-	-	-	-
	Florasulam	µg/l		-	-	-	-	-	-	-	-	<0.02	-	-	-	-	-	-	-
	Fluazifop	µg/l		-	-	-	-	-	-	-	-	<0.02	-	-	-	-	-	-	-
	Fluazifop-P-butyl	µg/L		-	-	-	-	-	-	-	-	<0.02	-	-	-	-	-	-	-
	Foramsulfuron	µg/l		-	-	-	-	-	-	-	-	<0.01	-	-	-	-	-	-	-
	Furathiocarb	µg/l		-	-	-	-	-	-	-	-	<0.02	-	-	-	-	-	-	-
	Haloxifop	µg/l		-	-	-	-	-	-	-	-	<0.03	-	-	-	-	-	-	-
	Haloxifop-p-methyl	µg/l		-	-	-	-	-	-	-	-	<0.03	-	-	-	-	-	-	-
	Heptachlor epoxide	µg/L	0.01	-	-	-	-	-	-	<0.01	<0.01	-	-	-	-	-	-	-	-
	Imazamox	µg/l		-	-	-	-	-	-	-	-	<0.01	-	-	-	-	-	-	-
	Indoxacarb	µg/L		-	-	-	-	-	-	-	-	<0.05	-	-	-	-	-	-	-
	Isoproturon-desmethyl	µg/l		-	-	-	-	-	-	-	-	<0.02	-	-	-	-	-	-	-
	Isoproturon-monodesmethyl	µg/l		-	-	-	-	-	-	-	-	<0.02	-	-	-	-	-	-	-

				Location	BH07071	BH07071	BH07071	BH07071	BH07071	BH07091	BH07091	BH07091	BH07091	BH07091	BH07091	BH07092	BH07094	BH07094	BH07094
				Sampled_Date	30/04/2020	05/05/2020	26/06/2020	24/07/2020	19/08/2020	18/03/2020	30/06/2020	21/07/2020	19/08/2020	27/10/2020	16/03/2020	09/01/2020	30/06/2020	21/07/2020	
				_Time															
				Sample_Depth	6.5	6.5	7	5.38	5.38	7	8	5.56	5.6	3.17	7	9	10.5	7.02	
				Avg															
				Arcadis GAC - Human Health - Residential	UK Drinking Water Standards	UK Estuaries and coastal waters EQS	UK Freshwater EQS												
Chem_Group	Analyte	Units	MDL																
	Isopyrazam	µg/l		-	-	-	-	-	-	-	-	<0.03	-	-	-	-	-	-	-
	Kresoxim-methyl	µg/l		-	-	-	-	-	-	-	-	<0.03	-	-	-	-	-	-	-
	Malaoxon	µg/l		-	-	-	-	-	-	-	-	<0.02	-	-	-	-	-	-	-
	Mandipropamid	µg/l		-	-	-	-	-	-	-	-	<0.02	-	-	-	-	-	-	-
	Mecarbam	µg/l		-	-	-	-	-	-	-	-	<0.02	-	-	-	-	-	-	-
	Mesotrione	µg/l		-	-	-	-	-	-	-	-	<0.05	-	-	-	-	-	-	-
	Metconazole	µg/l		-	-	-	-	-	-	-	-	<0.02	-	-	-	-	-	-	-
	Methacriphos	µg/L	0.01	-	-	-	-	-	-	<0.01	-	-	-	-	-	-	-	-	-
	Metribuzin-desamino	µg/l		-	-	-	-	-	-	-	-	<0.01	-	-	-	-	-	-	-
	Naptalam	µg/l		-	-	-	-	-	-	-	-	<0.03	-	-	-	-	-	-	-
	Nicosulfuron	µg/l		-	-	-	-	-	-	-	-	<0.01	-	-	-	-	-	-	-
	Nuarimol	µg/l		-	-	-	-	-	-	-	-	<0.02	-	-	-	-	-	-	-
	Oxadixyl	µg/l		-	-	-	-	-	-	-	-	<0.03	-	-	-	-	-	-	-
	Paraoxon-ethyl	µg/l		-	-	-	-	-	-	-	-	<0.02	-	-	-	-	-	-	-
	Parathion-ethyl	µg/l		-	-	-	-	-	-	-	-	<0.05	-	-	-	-	-	-	-
	Penconazole	µg/l		-	-	-	-	-	-	-	-	<0.02	-	-	-	-	-	-	-
	Pencycuron	µg/l		-	-	-	-	-	-	-	-	<0.02	-	-	-	-	-	-	-
	Phosphamidon II (E)	µg/l	0.01	-	-	-	-	-	-	-	-	<0.01	-	-	-	-	-	-	-
	Pretilachlor	µg/l		-	-	-	-	-	-	-	-	<0.02	-	-	-	-	-	-	-
	Primisulfuron-methyl	µg/l		-	-	-	-	-	-	-	-	<0.02	-	-	-	-	-	-	-
	Prodiamine	µg/l		-	-	-	-	-	-	-	-	<0.05	-	-	-	-	-	-	-
	Propaquizafop	µg/l		-	-	-	-	-	-	-	-	<0.03	-	-	-	-	-	-	-
	Propetamphos	µg/L	0.01	-	-	-	-	-	-	<0.01	<0.01	-	-	-	-	-	-	-	-
	Prosulfocarb	µg/l		-	-	-	-	-	-	-	-	<0.01	-	-	-	-	-	-	-
	Prothioconazole	µg/l		-	-	-	-	-	-	-	-	<0.05	-	-	-	-	-	-	-
	Pyribenzoxim	µg/l		-	-	-	-	-	-	-	-	<0.05	-	-	-	-	-	-	-
	Quinmerac	µg/l		-	-	-	-	-	-	-	-	<0.01	-	-	-	-	-	-	-
	Quizalofop	µg/l		-	-	-	-	-	-	-	-	<0.05	-	-	-	-	-	-	-
	Rimsulfuron	µg/l		-	-	-	-	-	-	-	-	<0.01	-	-	-	-	-	-	-
	Sebuthylazine	µg/l		-	-	-	-	-	-	-	-	<0.01	-	-	-	-	-	-	-



				Location	BH07071	BH07071	BH07071	BH07071	BH07071	BH07071	BH07091	BH07091	BH07091	BH07091	BH07091	BH07091	BH07092	BH07094	BH07094	BH07094
				Sampled Date	30/04/2020	05/05/2020	26/06/2020	24/07/2020	19/08/2020	18/03/2020	30/06/2020	21/07/2020	19/08/2020	27/10/2020	16/03/2020	09/01/2020	30/06/2020	30/06/2020	21/07/2020	21/07/2020
				Sample Depth	6.5	6.5	7	5.38	5.38	7	8	5.56	5.6	3.17	7	9	10.5	10.5	7.02	7.02
				Avg																
				Arcadis GAC - Human Health - Residential	UK Drinking Water Standards	UK Estuaries and coastal waters EQS	UK Freshwater EQS													
Chem_Group	Analyte	Units	MDL																	
	Methabenzthiazuran	µg/L		-	-	-	-	-	-	-	-	<0.01	-	-	-	-	-	-	-	-
	Iprovalicarb	µg/L		-	-	-	-	-	-	-	-	<0.01	-	-	-	-	-	-	-	-
	Chloroxuron	µg/L		-	-	-	-	-	-	-	-	<0.01	-	-	-	-	-	-	-	-
	Neburon	µg/L		-	-	-	-	-	-	-	-	<0.01	-	-	-	-	-	-	-	-
	Metribuzin	µg/L		-	-	-	-	-	-	-	-	<0.03	-	-	-	-	-	-	-	-
	2,3,6-Trichlorobenzoic Acid (Tba)	µg/L		-	-	-	-	-	-	-	-	<20	-	-	-	-	-	-	-	-
	2,4,5-Trichlorophenoxy Acetic Acid	µg/L		-	-	-	-	-	-	-	-	<0.1	-	-	-	-	-	-	-	-
	2,4,5-TP (Silvex)	µg/L		-	-	-	-	-	-	-	-	<0.1	-	-	-	-	-	-	-	-
	Pyrimethanil	µg/L		-	-	-	-	-	-	-	-	<0.02	-	-	-	-	-	-	-	-
	Hedonal	µg/L				0.3 <sup>#3</sup>	0.3 <sup>#3</sup>	-	-	-	-	<0.1	-	-	-	-	-	-	-	-
	2,4-DDT	µg/L	0.01			0.00625 <sup>#49</sup>	0.00625 <sup>#49</sup>	-	-	-	-	<0.01	<0.02	-	-	-	-	-	-	-
	Propachlor	µg/L	0.01					-	-	-	-	<0.01	-	-	-	-	-	-	-	-
	Propamocarb	µg/L						-	-	-	-	<0.03	-	-	-	-	-	-	-	-
	2,4-Dichlorprop	µg/L						-	-	-	-	<0.2	-	-	-	-	-	-	-	-
	3-Hydroxy Carbofuran	µg/L						-	-	-	-	<0.01	-	-	-	-	-	-	-	-
	4-(2,4-Dichlorophenoxy)butyric Acid (2,4-DB)	µg/L						-	-	-	-	<0.2	-	-	-	-	-	-	-	-
	4,4-DDE	µg/L	0.01			0.00625 <sup>#49</sup>	0.00625 <sup>#49</sup>	-	-	-	-	<0.01	<0.01	-	-	-	-	-	-	-
	4-Bromo-3,5-dimethylphenyl-N-methylcarbamate	µg/L						-	-	-	-	<0.02	-	-	-	-	-	-	-	-
	a-BHC	µg/L	0.01					-	-	-	-	<0.01	<0.01	-	-	-	-	-	-	-
	Acetochlor	µg/L						-	-	-	-	<0.03	-	-	-	-	-	-	-	-
	Aldicarb	µg/L						-	-	-	-	<0.05	-	-	-	-	-	-	-	-
	Aldicarb sulfone	µg/L						-	-	-	-	<0.01	-	-	-	-	-	-	-	-
	Aldrin	µg/L	0.01			0.03 <sup>#1</sup>	0.00125 <sup>#50</sup>	0.0025 <sup>#51</sup>	-	-	-	<0.01	<0.01	-	-	-	-	-	-	-
	Ametryn	µg/L						-	-	-	-	<0.01	-	-	-	-	-	-	-	-
	Amidosulfuron	µg/L						-	-	-	-	<0.02	-	-	-	-	-	-	-	-
	Acetamiprid	µg/L						-	-	-	-	<0.01	-	-	-	-	-	-	-	-
	Aclonifen	µg/L						-	-	-	-	<0.03	-	-	-	-	-	-	-	-
	Actril (toxynil)	µg/L					10 <sup>#4</sup>	10 <sup>#4</sup>	-	-	-	<0.1	-	-	-	-	-	-	-	-
	Altraton	µg/L						-	-	-	-	<0.01	-	-	-	-	-	-	-	-
	Atrazine	µg/L	0.01				0.6 <sup>#3</sup>	0.6 <sup>#3</sup>	-	-	-	<0.01	-	-	-	-	-	-	-	-

				Location	BH07071	BH07071	BH07071	BH07071	BH07071	BH07071	BH07091	BH07091	BH07091	BH07091	BH07091	BH07092	BH07094	BH07094	BH07094	
				Sampled Date	30/04/2020	05/05/2020	26/06/2020	24/07/2020	19/08/2020	18/03/2020	30/06/2020	21/07/2020	19/08/2020	27/10/2020	16/03/2020	09/01/2020	30/06/2020	21/07/2020		
				Sample Depth	6.5	6.5	7	5.38	5.38	7	8	5.56	5.6	3.17	7	9	10.5	7.02		
				Avg																
				Arcadis GAC - Human Health - Residential	UK Drinking Water Standards	UK Estuaries and coastal waters EQS	UK Freshwater EQS													
Chem_Group	Analyte	Units	MDL																	
	Azinophos methyl	µg/L	0.01			0.01 <sup>#6</sup>	0.01 <sup>#6</sup>	-	-	-	-	-	<0.01	<0.04	-	-	-	-	-	-
	Baygon	µg/L						-	-	-	-	-	<0.01	-	-	-	-	-	-	-
	b-BHC	µg/L	0.01					-	-	-	-	-	<0.01	<0.01	-	-	-	-	-	-
	Benazolin	µg/L						-	-	-	-	-	<0.5	-	-	-	-	-	-	-
	Bendiocarb	µg/L						-	-	-	-	-	<0.01	-	-	-	-	-	-	-
	Bentazone	µg/L	0.02			500 <sup>#4</sup>	500 <sup>#4</sup>	-	-	-	-	-	<0.02	<0.1	-	-	-	-	-	-
	Bidrin	µg/L						-	-	-	-	-	<0.01	-	-	-	-	-	-	-
	Bromacil	µg/L						-	-	-	-	-	0.489	-	-	-	-	-	-	-
	Bromazil	µg/L						-	-	-	-	-	<0.03	-	-	-	-	-	-	-
	Bromophos-ethyl	µg/L						-	-	-	-	-	<0.03	-	-	-	-	-	-	-
	Bromoxynil	µg/L				100 <sup>#4</sup>	100 <sup>#4</sup>	-	-	-	-	-	<0.1	-	-	-	-	-	-	-
	Carbaryl	µg/L						-	-	-	-	-	<0.01	-	-	-	-	-	-	-
	Carbendazim	µg/L					0.15 <sup>#4</sup>	-	-	-	-	-	<0.01	-	-	-	-	-	-	-
	Carbetamide	µg/L						-	-	-	-	-	<0.01	-	-	-	-	-	-	-
	Carbofuran	µg/L						-	-	-	-	-	<0.01	-	-	-	-	-	-	-
	Carbophenothion	µg/L	0.01					-	-	-	-	-	<0.01	<0.01	-	-	-	-	-	-
	Carboxin	µg/L						-	-	-	-	-	<0.02	-	-	-	-	-	-	-
	Chlorbromuron	µg/L						-	-	-	-	-	<0.01	-	-	-	-	-	-	-
	chlordane	µg/L	0.01					-	-	-	-	-	<0.01	-	-	-	-	-	-	-
	Chlordane (cis)	µg/L	0.01					-	-	-	-	-	<0.01	<0.01	-	-	-	-	-	-
	Azinphos Ethyl	µg/L	0.01					-	-	-	-	-	<0.01	<0.04	-	-	-	-	-	-
	Chlordane (trans)	µg/L	0.01					-	-	-	-	-	<0.01	-	-	-	-	-	-	-
	Chlorfenvinphos	µg/L	0.01			0.1 <sup>#3</sup>	0.1 <sup>#3</sup>	-	-	-	-	-	<0.01	<0.01	-	-	-	-	-	-
	Chloridazon	µg/L						-	-	-	-	-	<0.01	-	-	-	-	-	-	-
	Chlorotoluron	µg/L				2 <sup>#4</sup>	2 <sup>#4</sup>	-	-	-	-	-	<0.01	-	-	-	-	-	-	-
	Chlorpyrifos	µg/L	0.01			0.03 <sup>#3</sup>		-	-	-	-	-	<0.01	<0.005	-	-	-	-	-	-
	Chlorpyrifos-methyl	µg/L	0.01					-	-	-	-	-	<0.01	<0.01	-	-	-	-	-	-
	Chlorsulfuron	µg/L						-	-	-	-	-	<0.01	-	-	-	-	-	-	-
	Clopyralid	µg/L						-	-	-	-	-	<0.3	-	-	-	-	-	-	-
	Coumaphos	µg/L	0.01			0.03 <sup>#4</sup>	0.03 <sup>#4</sup>	-	-	-	-	-	<0.01	-	-	-	-	-	-	-

				Location	BH07071	BH07071	BH07071	BH07071	BH07071	BH07071	BH07091	BH07091	BH07091	BH07091	BH07091	BH07092	BH07094	BH07094	BH07094
				Sampled Date	30/04/2020	05/05/2020	26/06/2020	24/07/2020	19/08/2020	18/03/2020	30/06/2020	21/07/2020	19/08/2020	27/10/2020	16/03/2020	09/01/2020	30/06/2020	21/07/2020	
				Sample Depth	6.5	6.5	7	5.38	5.38	7	8	5.56	5.6	3.17	7	9	10.5	7.02	
				Avg															
				Arcadis GAC - Human Health - Residential	UK Drinking Water Standards	UK Estuaries and coastal waters EQS	UK Freshwater EQS												
Chem_Group	Analyte	Units	MDL																
	Cyanazine	µg/L	0.01	-	-	-	-	-	-	-	-	<0.01	-	-	-	-	-	-	-
	Cyproconazole	µg/L		-	-	-	-	-	-	-	-	<0.01	-	-	-	-	-	-	-
	Cyromazine	µg/L		-	-	-	-	-	-	-	-	<0.05	-	-	-	-	-	-	-
	d-BHC	µg/L	0.01	-	-	-	-	-	-	<0.01	<0.01	-	-	-	-	-	-	-	-
	DDD	µg/L	0.01			0.00625 <sup>#49</sup>	0.00625 <sup>#49</sup>	-	-	<0.01	<0.01	-	-	-	-	-	-	-	-
	DDT	µg/L	0.01			0.01 <sup>#52</sup>	0.01 <sup>#52</sup>	-	-	<0.01	<0.03	-	-	-	-	-	-	-	-
	Deisopropylatrazine	µg/L		-	-	-	-	-	-	-	-	<0.01	-	-	-	-	-	-	-
	Chlorothalonil	µg/L	0.01				0.035 <sup>#3</sup>	-	-	<0.01	<0.02	-	-	-	-	-	-	-	-
	Deethylatrazine	µg/L		-	-	-	-	-	-	-	-	<0.01	-	-	-	-	-	-	-
	Demeton-S-methyl	µg/L	0.01	-	-	-	-	-	-	-	-	<0.01	-	-	-	-	-	-	-
	Diazinon	µg/L	0.01			0.01 <sup>#3</sup>	0.01 <sup>#3</sup>	-	-	<0.01	<0.01	-	-	-	-	-	-	-	-
	Dicamba	µg/L		-	-	-	-	-	-	-	-	<0.3	-	-	-	-	-	-	-
	Dichlobenil	µg/L	0.01	-	-	-	-	-	-	<0.01	<0.01	-	-	-	-	-	-	-	-
	cis-Permethrin	µg/L	0.01	-	-	-	-	-	-	<0.01	-	-	-	-	-	-	-	-	-
	Dichlorvos	µg/L	0.01			0.04 <sup>#4</sup>	0.001 <sup>#4</sup>	-	-	<0.01	<0.01	-	-	-	-	-	-	-	-
	Diclofop	µg/L		-	-	-	-	-	-	-	-	<0.2	-	-	-	-	-	-	-
	Dieldrin	µg/L	0.01			0.03 <sup>#1</sup>	0.00125 <sup>#50</sup>	0.0025 <sup>#51</sup>	-	<0.01	<0.01	-	-	-	-	-	-	-	-
	Difenoconazole	µg/L		-	-	-	-	-	-	-	-	<0.02	-	-	-	-	-	-	-
	Difenoxyuron	µg/L		-	-	-	-	-	-	-	-	<0.02	-	-	-	-	-	-	-
	Diflubenzuron	µg/L				0.005 <sup>#4</sup>	0.001 <sup>#4</sup>	-	-	-	-	<0.02	-	-	-	-	-	-	-
	Diflufenican	µg/L		-	-	-	-	-	-	-	-	<0.01	-	-	-	-	-	-	-
	Dimethoate	µg/L	0.01			0.48	0.48 <sup>#2</sup>	-	-	<0.01	<0.01	-	-	-	-	-	-	-	-
	Dinoseb	µg/L		-	-	-	-	-	-	-	-	<0.2	-	-	-	-	-	-	-
	Disulfoton	µg/L	0.01	-	-	-	-	-	-	-	-	<0.01	-	-	-	-	-	-	-
	Diuron	µg/L				0.48 <sup>#3</sup>	0.48 <sup>#3</sup>	-	-	-	-	0.132	-	-	-	-	-	-	-
	Endosulfan I	µg/L	0.01	-	-	-	-	-	-	<0.01	<0.01	-	-	-	-	-	-	-	-
	Endosulfan II	µg/L	0.01	-	-	-	-	-	-	<0.01	<0.02	-	-	-	-	-	-	-	-
	Endosulfan sulphate	µg/L	0.01	-	-	-	-	-	-	<0.01	<0.02	-	-	-	-	-	-	-	-
	Endrin	µg/L	0.01			0.00125 <sup>#50</sup>	0.0025 <sup>#51</sup>	-	-	<0.01	<0.01	-	-	-	-	-	-	-	-
	Endrin ketone	µg/L	0.01	-	-	-	-	-	-	<0.01	-	-	-	-	-	-	-	-	-

				Location	BH07071	BH07071	BH07071	BH07071	BH07071	BH07091	BH07091	BH07091	BH07091	BH07091	BH07091	BH07092	BH07094	BH07094	BH07094	
				Sampled Date	30/04/2020	05/05/2020	26/06/2020	24/07/2020	19/08/2020	18/03/2020	30/06/2020	21/07/2020	19/08/2020	27/10/2020	16/03/2020	09/01/2020	30/06/2020	21/07/2020		
				Time																
				Sample Depth	6.5	6.5	7	5.38	5.38	7	8	5.56	5.6	3.17	7	9	10.5	7.02		
				Avg																
				Arcadis GAC - Human Health - Residential	UK Drinking Water Standards	UK Estuaries and coastal waters EQS	UK Freshwater EQS													
Chem_Group	Analyte	Units	MDL																	
	s-Ethyl dipropylthiocarbamate	µg/L		-	-	-	-	-	-	-	-	<0.02	-	-	-	-	-	-	-	-
	Ethiofencarb	µg/L		-	-	-	-	-	-	-	-	<0.02	-	-	-	-	-	-	-	-
	Ethion	µg/L	0.01	-	-	-	-	-	-	<0.01	<0.01	-	-	-	-	-	-	-	-	-
	Ethoprop	µg/L		-	-	-	-	-	-	-	<0.02	-	-	-	-	-	-	-	-	-
	Ethofumesate	µg/L		-	-	-	-	-	-	-	<0.01	-	-	-	-	-	-	-	-	-
	Etridiazole	µg/L	0.01	-	-	-	-	-	-	-	<0.02	-	-	-	-	-	-	-	-	-
	Fenamiphos	µg/L		-	-	-	-	-	-	-	<0.02	-	-	-	-	-	-	-	-	-
	Fenarimol	µg/L		-	-	-	-	-	-	-	<0.03	-	-	-	-	-	-	-	-	-
	Fenitrothion	µg/L	0.01			0.01 <sup>#4</sup>	0.01 <sup>#4</sup>	-	-	-	<0.01	<0.01	-	-	-	-	-	-	-	-
	Fensulfothion	µg/L		-	-	-	-	-	-	-	<0.02	-	-	-	-	-	-	-	-	-
	Fenhexamid	µg/L		-	-	-	-	-	-	-	<0.03	-	-	-	-	-	-	-	-	-
	Fenoxycarb	µg/L		-	-	-	-	-	-	-	<0.02	-	-	-	-	-	-	-	-	-
	Fenthion	µg/L	0.01	-	-	-	-	-	-	<0.01	<0.01	-	-	-	-	-	-	-	-	-
	Fenpropimorf	µg/L		-	-	-	-	-	-	-	<0.01	-	-	-	-	-	-	-	-	-
	Fluroxypyr	µg/L	0.03	-	-	-	-	-	-	<0.03	<0.2	-	-	-	-	-	-	-	-	-
	Flutolanil	µg/L		-	-	-	-	-	-	-	<0.02	-	-	-	-	-	-	-	-	-
	Fonofos	µg/L		-	-	-	-	-	-	-	<0.05	-	-	-	-	-	-	-	-	-
	g-BHC (Lindane)	µg/L	0.01	-	-	-	-	-	-	<0.01	<0.01	-	-	-	-	-	-	-	-	-
	Haloxypop-methyl	µg/L		-	-	-	-	-	-	-	<0.03	-	-	-	-	-	-	-	-	-
	Thifensulfuron	µg/L		-	-	-	-	-	-	-	<0.01	-	-	-	-	-	-	-	-	-
	Heptachlor	µg/L	0.01			0.03 <sup>#1</sup>		-	-	-	<0.01	<0.01	-	-	-	-	-	-	-	-
	Hexaconazole	µg/L		-	-	-	-	-	-	-	<0.02	-	-	-	-	-	-	-	-	-
	Hexazinone	µg/L		-	-	-	-	-	-	-	<0.01	-	-	-	-	-	-	-	-	-
	Hydroxyatrazine	µg/L		-	-	-	-	-	-	-	1.58	-	-	-	-	-	-	-	-	-
	Iprodione	µg/L		-	-	-	-	-	-	-	<0.03	-	-	-	-	-	-	-	-	-
	Isodrin	µg/L	0.01			0.00125 <sup>#50</sup>	0.0025 <sup>#51</sup>	-	-	-	<0.01	<0.01	-	-	-	-	-	-	-	-
	Isoproturon	µg/L				0.3 <sup>#3</sup>	0.3 <sup>#3</sup>	-	-	-	-	<0.01	-	-	-	-	-	-	-	-
	Linuron	µg/L				0.5 <sup>#3</sup>	0.5 <sup>#3</sup>	-	-	-	-	<0.02	-	-	-	-	-	-	-	-
	Malathion	µg/L	0.01			0.02 <sup>#4</sup>	0.01 <sup>#4</sup>	-	-	-	<0.01	<0.01	-	-	-	-	-	-	-	-
	2-Methyl-4-chlorophenoxyacetic acid	µg/L		-	-	-	-	-	-	-	0.113	-	-	-	-	-	-	-	-	-





				Location	BH07071	BH07071	BH07071	BH07071	BH07071	BH07091	BH07091	BH07091	BH07091	BH07091	BH07092	BH07094	BH07094	BH07094	
				Sampled Date	30/04/2020	05/05/2020	26/06/2020	24/07/2020	19/08/2020	18/03/2020	30/06/2020	21/07/2020	19/08/2020	27/10/2020	16/03/2020	09/01/2020	30/06/2020	21/07/2020	
				Sample Depth	6.5	6.5	7	5.38	5.38	7	8	5.56	5.6	3.17	7	9	10.5	7.02	
				Avg															
Chem_Group	Analyte	Units	MDL	Arcadis GAC - Human Health - Residential	UK Drinking Water Standards	UK Estuaries and coastal waters EQS	UK Freshwater EQS												
	Imidacloprid	µg/L						-	-	-	-	-	<0.01	-	-	-	-	-	-
	Permethrin	µg/L	0.01			0.0002 <sup>#4</sup>	0.001 <sup>#4</sup>	-	-	-	-	-	<0.01	-	-	-	-	-	-
	Permethrin II	µg/L	0.01					-	-	-	<0.01	<0.01	-	-	-	-	-	-	-
	Phorate	µg/L	0.01					-	-	-	<0.1	<0.01	-	-	-	-	-	-	-
	Phosmet	µg/L						-	-	-	-	<0.05	-	-	-	-	-	-	-
	Lenacil	µg/L						-	-	-	-	<0.03	-	-	-	-	-	-	-
	Picloram	µg/L						-	-	-	-	<0.05	-	-	-	-	-	-	-
	Picoxystrobin	µg/L						-	-	-	-	<0.01	-	-	-	-	-	-	-
	Pirimicarb	µg/L				1 <sup>#4</sup>	1 <sup>#4</sup>	-	-	-	-	<0.01	-	-	-	-	-	-	-
	Pirimiphos-methyl	µg/L	0.01			0.015 <sup>#4</sup>	0.015 <sup>#4</sup>	-	-	-	<0.01	<0.01	-	-	-	-	-	-	-
	Pirimiphos-ethyl	µg/L	0.01					-	-	-	<0.01	<0.02	-	-	-	-	-	-	-
	Prochloraz	µg/L				4 <sup>#4</sup>	4 <sup>#4</sup>	-	-	-	-	<0.02	-	-	-	-	-	-	-
	Profenofos	µg/L						-	-	-	-	<0.01	-	-	-	-	-	-	-
	Promecarb	µg/L						-	-	-	-	<0.01	-	-	-	-	-	-	-
	Prometon	µg/L						-	-	-	-	<0.02	-	-	-	-	-	-	-
	Prometryn	µg/L	0.01					-	-	-	-	<0.01	-	-	-	-	-	-	-
	Pronamide	µg/L	0.01			100 <sup>#4</sup>	100 <sup>#4</sup>	-	-	-	<0.01	<0.01	-	-	-	-	-	-	-
	Propanil	µg/L						-	-	-	-	<0.03	-	-	-	-	-	-	-
	Propazine	µg/L	0.01					-	-	-	-	<0.01	-	-	-	-	-	-	-
	Propham	µg/L						-	-	-	-	<0.05	-	-	-	-	-	-	-
	Propiconazole	µg/L						-	-	-	-	<0.02	-	-	-	-	-	-	-
	Propoxycarbazone-sodium	µg/L						-	-	-	-	<0.05	-	-	-	-	-	-	-
	Pursuit	µg/L						-	-	-	-	<0.01	-	-	-	-	-	-	-
	Pyriproxyfen	µg/L						-	-	-	-	<0.03	-	-	-	-	-	-	-
	Quinclorac	µg/L						-	-	-	-	<0.02	-	-	-	-	-	-	-
	Quinoxifen	µg/L						-	-	-	-	<0.04	-	-	-	-	-	-	-
	Savey	µg/L						-	-	-	-	<0.02	-	-	-	-	-	-	-
	Sethoxydim	µg/L						-	-	-	-	<0.02	-	-	-	-	-	-	-
	Simazine	µg/L	0.01			1 <sup>#3</sup>	1 <sup>#3</sup>	-	-	-	-	<0.01	-	-	-	-	-	-	-
	Tebuthiuron	µg/L						-	-	-	-	<0.02	-	-	-	-	-	-	-

				Location	BH07071	BH07071	BH07071	BH07071	BH07071	BH07091	BH07091	BH07091	BH07091	BH07091	BH07092	BH07094	BH07094	BH07094	
				Sampled_Date	30/04/2020	05/05/2020	26/06/2020	24/07/2020	19/08/2020	18/03/2020	30/06/2020	21/07/2020	19/08/2020	27/10/2020	16/03/2020	09/01/2020	30/06/2020	21/07/2020	
				Sample_Time															
				Sample_Depth	6.5	6.5	7	5.38	5.38	7	8	5.56	5.6	3.17	7	9	10.5	7.02	
				Avg															
				Arcadis GAC - Human Health - Residential	UK Drinking Water Standards	UK Estuaries and coastal waters EQS	UK Freshwater EQS												
Chem_Group	Analyte	Units	MDL																
	Terbutryn	µg/L	0.01	-	-	-	-	-	-	-	-	0.0171 - 0.027	-	-	-	-	-	-	-
	Terbutylazine	µg/L		-	-	-	-	-	-	-	-	<0.01	-	-	-	-	-	-	-
	Phosalone	µg/L	0.01	-	-	-	-	-	-	<0.01	<0.01	-	-	-	-	-	-	-	-
	Phosphamidon	µg/L	0.01	-	-	-	-	-	-	<0.01	<0.01	-	-	-	-	-	-	-	-
	Thiobencarb	µg/L		-	-	-	-	-	-	-	<0.01	-	-	-	-	-	-	-	-
	Thiophanate-methyl	µg/L		-	-	-	-	-	-	-	<0.03	-	-	-	-	-	-	-	-
	Triadimefon	µg/L	0.01	-	-	-	-	-	-	<0.01	<0.01	-	-	-	-	-	-	-	-
	Triadimenol	µg/L		-	-	-	-	-	-	-	<0.01	-	-	-	-	-	-	-	-
	Triallate	µg/L	0.01			0.25 <sup>#4</sup>	0.25 <sup>#4</sup>	-	-	-	<0.01	<0.01	-	-	-	-	-	-	-
	Triasulfuron	µg/L		-	-	-	-	-	-	-	<0.02	-	-	-	-	-	-	-	-
	Tributyl phosphate	µg/L	0.1			50 <sup>#4</sup>	50 <sup>#4</sup>	-	-	-	-	-	-	-	-	-	-	-	-
	Triclopyr	µg/L	0.03	-	-	-	-	-	-	0.08	<0.3	-	-	-	-	-	-	-	-
	Triclosan	µg/L		-	-	-	-	-	-	-	<5	-	-	-	-	-	-	-	-
	Trifluralin	µg/L	0.01			0.03 <sup>#3</sup>	0.03 <sup>#3</sup>	-	-	-	<0.01	<0.01	-	-	-	-	-	-	-
	Tebuconazole	µg/L		-	-	-	-	-	-	-	<0.01	-	-	-	-	-	-	-	-
	Telodrin	µg/L	0.01	-	-	-	-	-	-	-	<0.01	-	-	-	-	-	-	-	-
	Triazophos	µg/L	0.01			0.005 <sup>#4</sup>	0.005 <sup>#4</sup>	-	-	-	<0.01	<0.01	-	-	-	-	-	-	-
	Tricyclazole	µg/L		-	-	-	-	-	-	-	<0.01	-	-	-	-	-	-	-	-
Surrogate	Surrogate Value	%		-	-	78.2	88.5	76	-	-	63.6	50.7	61.3	-	-	-	78.5	75.4	
SVOC TIC	SVOC TICS - Detect	Detect		-	-	1	0	0	-	-	1	1	1	-	-	-	0	0	
	SVOC Tentatively Identified Compounds	µg/L	10	-	-	429	<40	<100	-	-	382	44.2	514	-	-	-	<80	<40	
VOC TIC	VOC TICS - Detect	Detect		-	-	1	1	0	-	-	0	0	0	-	-	-	0	0	
	VOC Tentatively Identified Compounds	µg/l	10	-	-	102	36	<10	-	-	<10	<10	<10	-	-	-	<10	<10	
NA	Potassium Perfluoropentane-1-Sulphonate	µg/L	0.002	-	-	-	-	-	-	-	-	-	-	-	-	-	-	-	
Other	Temperature	°C		19.1	18.5	-	-	-	-	19.5	-	-	-	-	19.2	19.5	-	-	
	Biochemical Oxygen Demand (5-day test)	µg/L	1000	475,000	235,000	-	-	-	-	18,600	-	-	-	26,800	<2900	2500	-	-	
	Redox	mV		-	-	164	152	43	-	-	130	157	69	-	-	-	157	169	
	Salinity (no units)	PSS-78		-	-	<8	4.05	-	-	-	<8	<8	-	-	-	-	<8	<8	
	Conductivity @ 25oC	mS/cm	0.01	6.25	6.16	-	-	-	-	3.07	-	-	-	-	6.26	8.6	-	-	
	Conductivity @ 20oC	µS/cm	5	-	-	6440	6520	6790	-	-	2640	2530	2700	2590	-	-	7880	7750	

				Location	BH07071	BH07071	BH07071	BH07071	BH07071	BH07091	BH07091	BH07091	BH07091	BH07091	BH07091	BH07092	BH07094	BH07094	BH07094			
				Sampled Date	30/04/2020	05/05/2020	26/06/2020	24/07/2020	19/08/2020	18/03/2020	30/06/2020	21/07/2020	19/08/2020	27/10/2020	16/03/2020	09/01/2020	30/06/2020	21/07/2020				
				Sample Depth	6.5	6.5	7	5.38	5.38	7	8	5.56	5.6	3.17	7	9	10.5	7.02				
				Avg																		
				Arcadis GAC - Human Health - Residential	UK Drinking Water Standards	UK Estuaries and coastal waters EQS	UK Freshwater EQS															
Chem_Group	Analyte	Units	MDL																			
	Total Dissolved Solids (Filtered)	mg/L	5					4250	4140	4100	4100	4340	2720	2580	2840	2620	-	3800	4920	4700	5010	
	Biological Oxygen Demand	mg/L	1					-	-	175	39.1	42	-	27.1	16.6	28.7	-	-	-	1.88	<1	
	Chemical Oxygen Demand	mg/L	5					1390	1100	710	477	516	482	400	404	434	401	113	158	231	245	
	Dissolved Organic Carbon (Filtered)	µg/L	200					470,000	390,000	238,000	155,000	161,000	160,000	135,000	68,100	147,000	134,000	40,000	66,000	71,600	68,500	
	6:2 Fluorotelomer Sulfonate (6:2 FTS)	µg/L	0.002					-	-	-	-	-	-	-	-	-	-	-	-	-	-	
	pH (Lab)	pH_Units	0			6.5-9.5 <sup>#1</sup>	6-8.5(MAC) <sup>#53</sup>	6-9(MAC) <sup>#53</sup>	7.9	7.8	7.65	7.64	7.77	9.8	10.3	10.4	10.4	7.5	7.2	7.53	7.49	
	Salinity	ppt (thousand)	0.1						3.4	3.3	-	-	-	<2	-	-	-	-	3.8	5.4	-	-

**Legend**

36.2	Results exceeds GAC.
<50	Results MDL is greater than GAC.
-	Determinand has not been tested for.

**Notes**  
A range is given where a determinand has been analysed for by more than one method.

				Location	BH07094	BH07095	BH07095	BH07095	BH07095	BH07095	BH07096	BH07097	BH07097	BH07097	BH07097	BH07097	BH07097	BH07098	BH07099	BH08004	
				Sampled Date	19/08/2020	26/02/2020	30/06/2020	22/07/2020	19/08/2020	18/03/2020	05/03/2020	25/06/2020	16/07/2020	18/08/2020	27/10/2020	05/03/2020	05/03/2020	26/11/2019			
				Time																	
				Sample Depth	6.98	3.8	3	3.15	3.24	6.5	6.7	8	10	6.48	6.44	6.7	7.07	6			
				Avg																	
				Arcadis GAC - Human Health - Residential	UK Drinking Water Standards	UK Estuaries and coastal waters EQS	UK Freshwater EQS														
Chem_Group	Analyte	Units	MDL																		
Metals	Antimony (Filtered)	µg/L	1		5 <sup>#1</sup>		-	-	-	-	-	-	-	-	-	-	-	-	-	-	
	Arsenic	µg/L	1	NVP <sup>#2</sup>	10 <sup>#1</sup>	25 <sup>#3</sup>	50 <sup>#3</sup>	12.6	19	25.8	21.8	22.4	16	<10	4.91	5.17	5.33	4.74	<10	10	5
	Arsenic (Filtered)	µg/L	0.5	NVP <sup>#2</sup>	10 <sup>#1</sup>	25 <sup>#3</sup>	50 <sup>#3</sup>	8.89	19	17.9	21.1	21.1	11	<10	4.98	4.5	4.61	4.12	15	<10 - 12	<1
	Boron	µg/L	10	NVP <sup>#2</sup>	1000 <sup>#1</sup>	7000 <sup>#4</sup>	2000 <sup>#4</sup>	2010	60	74.2	59.4	51.4	90	11,100	10,400	12,700	11,100	11,800	7960	14,700 - 14,900	240
	Boron (Filtered)	µg/L	10	NVP <sup>#2</sup>	1000 <sup>#1</sup>	7000 <sup>#4</sup>	2000 <sup>#4</sup>	10,300	60	75.6	53.8	82.1	80	10,700	11,200	9390	15,600	9520	8670	15,600 - 15,700	-
	Cadmium	µg/L	0.02	NVP <sup>#2</sup>	5 <sup>#1</sup>	0.2 <sup>#5</sup>	0.08 <sup>#5</sup>	0.524	<0.2	0.646	<0.5	<0.5	0.41	0.89	<0.5	<0.5	<0.5	<0.5	0.85	0.54 - 0.86	<0.02
	Cadmium (Filtered)	µg/L	0.02	NVP <sup>#2</sup>	5 <sup>#1</sup>	0.2 <sup>#5</sup>	0.08 <sup>#5</sup>	<0.08	<0.02	0.153	0.141	0.205	0.03	0.3	<0.08	<0.08	<0.08	<0.08	1.14	0.26 - 0.68	0.05
	Chromium (hexavalent) (Filtered)	µg/L	3	NVP <sup>#2</sup>		0.6 <sup>#5</sup>	3.4 <sup>#5</sup>	<3	4	<3	<3	<3	<3	<3	<3	<3	<3	<3	<3	<3	<3
	Chromium	µg/L	1	NVP <sup>#2</sup>	50 <sup>#1</sup>	0.6 <sup>#5</sup>	3.4 <sup>#7</sup>	14.3	<10	26.9	<3	<3	<10	<10	12.4	13.1	15.1	13.4	12	32 - 34	<1
	Chromium (Filtered)	µg/L	1	NVP <sup>#2</sup>	50 <sup>#1</sup>	0.6 <sup>#5</sup>	3.4 <sup>#7</sup>	10.1	<1	<1	<1	<1	<1	13	19.6	13.1	10.9	12.7	16	38 - 43	<1
	Chromium (Trivalent) (Filtered)	µg/L	3	NVP <sup>#2</sup>			4.7 <sup>#5</sup>	10.1	<3	<3	<3	<3	<3	-	19.6	13.1	10.9	12.7	<3	-	-
	Cobalt (Filtered)	µg/L	0.5			3 <sup>#8</sup>	3 <sup>#8</sup>	7.33	7	1.45	4.93	4	2	13	8.54	8.88	7.7	8.19	19	19 - 20	2
	Copper	µg/L	1	NVP <sup>#2</sup>	2000 <sup>#1</sup>	3.76 <sup>#9</sup>	1(bio) <sup>#10</sup>	30.2	72	149	79.4	88.9	148	<10	1.12	1.21	2.19	1.61	<10	<10	1
	Copper (Filtered)	µg/L	0.3	NVP <sup>#2</sup>	2000 <sup>#1</sup>	3.76 <sup>#9</sup>	1(bio) <sup>#10</sup>	<0.3	63	13.2	38.2	36.3	75	<10	<0.3	<0.3	<0.3	<0.3	<10	<10	<1
	Iron (Filtered)	µg/L	10		200 <sup>#1</sup>	1000 <sup>#3</sup>	1000 <sup>#3</sup>	11,800	40	108	<19	70.1	350	360	21,500	24,400	21,400	23,100	280	2940 - 3550	30
	Lead	µg/L	1	NVP <sup>#2</sup>	10 <sup>#1</sup>	1.3 <sup>#5</sup>	1.2(bio) <sup>#10</sup>	-	-	-	-	-	-	-	-	-	-	-	-	-	-
	Lead (Filtered)	µg/L	0.2	NVP <sup>#2</sup>	10 <sup>#1</sup>	1.3 <sup>#5</sup>	1.2(bio) <sup>#10</sup>	<0.2	<1	<0.2	<0.2	0.551	7	<10	<0.2	<0.2	0.446	<0.2	<10	<10	<1
	Manganese	µg/L	1		50 <sup>#1</sup>		123(bio) <sup>#11</sup>	110	21	388	10	8.66	100	412	197	177	200	145	1258	371 - 405	940
	Manganese (Filtered)	µg/L	2		50 <sup>#1</sup>		123(bio) <sup>#11</sup>	94.2	<10	<3	8.35	11.1	60	310	211	187	182	156	1320	240 - 300	810
	Mercury	µg/L	0.02	9.7 <sup>#12</sup>	1 <sup>#1</sup>	0.07(MAC) <sup>#13</sup>	0.07(MAC) <sup>#13</sup>	0.0366	<0.3	1.33	0.217	0.202	<0.3	<0.3	<0.02	<0.02	<0.02	<0.02	<0.3	<0.3	<0.03
	Mercury (Filtered)	µg/L	0.01	9.7 <sup>#12</sup>	1 <sup>#1</sup>	0.07(MAC) <sup>#13</sup>	0.07(MAC) <sup>#13</sup>	<0.01	0.17	0.0281	0.0561	0.0591	0.06	<0.3	<0.01	<0.01	<0.01	<0.01	<0.3	<0.3	<0.03
	Molybdenum (Filtered)	µg/L	1	NVP <sup>#2</sup>	70 <sup>#11</sup>			-	-	-	-	-	-	-	-	-	-	-	-	-	-
	Nickel	µg/L	1	NVP <sup>#2</sup>	20 <sup>#1</sup>	8.6 <sup>#5</sup>	4(bio) <sup>#10</sup>	7.93	23	53.9	32.8	30.9	17	10	5.03	5.17	6.33	5.28	19	13 - 14	<1
	Nickel (Filtered)	µg/L	0.4	NVP <sup>#2</sup>	20 <sup>#1</sup>	8.6 <sup>#5</sup>	4(bio) <sup>#10</sup>	2.74	19	30.5	30.8	29	14	14	5.04	4.72	4.13	4.67	23	15 - 19	<1
	Selenium	µg/L	1	NVP <sup>#2</sup>	10 <sup>#1</sup>			1.23	26	8.25	22.9	20.7	<10	<10	<1	1.07	<1	<1	<10	<10	<1
	Selenium (Filtered)	µg/L	1	NVP <sup>#2</sup>	10 <sup>#1</sup>			-	-	-	-	-	-	-	-	-	-	-	-	-	-
Strontium (Filtered)	µg/L	1					1860	2330	2200	2240	2240	2570	1680	2060	2020	2000	2080	2020	1220 - 1390	-	
Vanadium	µg/L	1			100	20 <sup>#12</sup>	-	-	-	-	-	-	-	-	-	-	-	-	-	-	
Vanadium (Filtered)	µg/L	1			100	20 <sup>#12</sup>	-	-	-	-	-	-	-	-	-	-	-	-	-	-	
Zinc	µg/L	2	NVP <sup>#2</sup>	3000 <sup>#17</sup>	7.9 <sup>#18</sup>	10.9(bio) <sup>#10</sup>	98.3	<20	237	16.1	<5	108	23	13.6	13.8	42.5	12.7	<20	<20 - 24	12	

				Location	BH07094	BH07095	BH07095	BH07095	BH07095	BH07095	BH07096	BH07097	BH07097	BH07097	BH07097	BH07097	BH07098	BH07099	BH08004		
				Sampled Date	19/08/2020	26/02/2020	30/06/2020	22/07/2020	19/08/2020	18/03/2020	05/03/2020	25/06/2020	16/07/2020	18/08/2020	27/10/2020	05/03/2020	05/03/2020	26/11/2019			
				Sample Depth	6.98	3.8	3	3.15	3.24	6.5	6.7	8	10	6.48	6.44	6.7	7.07	6			
				Avg																	
				Arcadis GAC - Human Health - Residential	UK Drinking Water Standards	UK Estuaries and coastal waters EQS	UK Freshwater EQS														
Chem_Group	Analyte	Units	MDL																		
	Zinc (Filtered)	µg/L	1	NVP <sup>#2</sup>	3000 <sup>#17</sup>	7.9 <sup>#18</sup>	10.9(bio) <sup>#10</sup>	-	-	-	-	-	-	-	-	-	-	-	-		
Inorganics	Alkalinity (Carbonate as CaCO3)	mg/L	2					-	23	-	-	-	0	0	-	-	-	0	0	0	
	Total Hardness	mg/l	0.35					1490	-	1100	1440	1140	-	-	1970	2200	1930	2390	-	-	
	Total Hardness (Filtered)	mg/l	7					-	<1490	-	-	-	2070	1880	-	-	-	1800	1130 - 1250	442	
	Alkalinity (Bicarbonate as CaCO3)	mg/L	2					2150	63	95	135	106	134	3530	3220	3160	3220	3220 - 3930	2220	3690 - 3760	189
	Alkalinity (Bicarbonate) as HCO3	mg/L	2					2620	-	6.1	-	<2	-	-	3930	-	3930	-	-	-	
	Alkalinity (total) as CaCO3	mg/L	2					2150	109	95	135	106	134	3530	3220	3160	3220	3220	2220	3690 - 3760	189
	Ammoniacal Nitrogen as N	mg/L	0.01			0.021 <sup>#3</sup>	0.6 <sup>#19</sup>	-	-	-	-	-	-	-	-	-	-	-	-	-	
	Ammoniacal Nitrogen as N (Filtered)	mg/L	0.01			0.021 <sup>#3</sup>	0.6 <sup>#19</sup>	134	8.6	13.6	14.1	14.8	5.1	233	235	224	221	222	191	438 - 470	7.4
	Ammoniacal Nitrogen as NH3 (Filtered)	mg/L	0.01					-	-	-	-	-	-	-	-	-	-	-	-	-	
	Bromide	mg/L	0.008					-	0.944	-	-	-	0.732	-	-	-	-	-	-	-	
	Bromide (Filtered)	mg/L	0.008					9.64	-	1.03	1.11	1.2	-	10.064	8.51	8.06	9.37	8.39	9.346	10.4 - 10.717	
	Calcium	mg/L	1					-	-	-	-	-	-	-	-	-	-	-	-	-	
	Calcium (Filtered)	mg/L	0.2					153	597	445	447	515	826	140	153	179	159	160	267	67 - 89	106
	Chloride	mg/L	1		250 <sup>#1</sup>		250 <sup>#3</sup>	-	-	-	-	-	-	-	-	-	-	-	-	-	
	Chloride (Filtered)	mg/L	1		250 <sup>#1</sup>		250 <sup>#3</sup>	1910	215	221	226	216	130	1860	1750	1740	1770	1700	1620	1790 - 1850	695
	Cyanide (Free)	µg/L	20		50 <sup>#1</sup>	1 <sup>#3</sup>	1 <sup>#2</sup>	-	<20	-	-	-	<20	<20	-	-	-	-	<20	<20	<20
	Cyanide (Free) (Filtered)	µg/L	2.5		50 <sup>#1</sup>	1 <sup>#3</sup>	1 <sup>#2</sup>	<2.5	-	<2.5	<2.5	<2.5	-	-	<2.5	<2.5	2.96	<2.5	-	-	
	Cyanide Total	µg/L	20		50 <sup>#1</sup>	1 <sup>#3</sup>	1 <sup>#2</sup>	-	90	-	-	-	20	20	-	-	-	-	20	20 - 30	<20
	Cyanide Total (Filtered)	µg/L	5		50 <sup>#1</sup>	1 <sup>#3</sup>	1 <sup>#2</sup>	6.69	-	163	105	108	-	-	12.7	9.71	7.94	5.67	-	-	
	cyanides-complex (Filtered)	µg/L	5		50 <sup>#1</sup>	1 <sup>#3</sup>	1 <sup>#2</sup>	6.11	-	161	105	108	-	-	12.6	9.47	<5	<5	-	-	
	Fluoride	µg/L	100		1500 <sup>#1</sup>	5000 <sup>#8</sup>	1000 <sup>#15</sup>	-	200	-	-	-	200	200	-	-	-	-	100	200	300
	Fluoride (Filtered)	µg/L	500		1500 <sup>#1</sup>	5000 <sup>#8</sup>	1000 <sup>#15</sup>	<500	-	<500	<500	<500	-	-	516	<500	531	<500	-	-	
	Iodide	mg/L						<10	-	<0.1	<0.1	<0.1	-	-	<0.1	<0.1	<10	-	-	-	
	Iodide (Filtered)	mg/L	0.1					-	<0.1	-	-	-	<0.1	<0.1	-	-	-	-	<0.1	<0.1	
	Magnesium	mg/L	1					-	-	-	-	-	-	-	-	-	-	-	-	-	
	Magnesium (Filtered)	mg/L	0.036					328	<1	<0.036	0.263	0.269	1	371	426	392	493	341	275	233 - 250	43
	Nitrate (as N) (Filtered)	mg/L	0.2					-	1.3	-	-	-	<0.2	<0.2	-	-	-	-	<0.2	<0.2	<0.2
	Nitrate (as NO3-) (Filtered)	mg/L	0.3		50(NO3) <sup>#21</sup>			<0.3	-	1.91	-	0.512	-	-	<0.3	-	<0.3	<0.3	-	-	
	Phosphate (as P) (Filtered)	µg/L	10					-	50	-	-	-	-	-	-	-	-	-	-	<10	

				Location	BH07094	BH07095	BH07095	BH07095	BH07095	BH07095	BH07096	BH07097	BH07097	BH07097	BH07097	BH07097	BH07098	BH07099	BH08004		
				Sampled Date	19/08/2020	26/02/2020	30/06/2020	22/07/2020	19/08/2020	18/03/2020	05/03/2020	25/06/2020	16/07/2020	18/08/2020	27/10/2020	05/03/2020	05/03/2020	26/11/2019			
				Time																	
				Sample Depth	6.98	3.8	3	3.15	3.24	6.5	6.7	8	10	6.48	6.44	6.7	7.07	6			
				Avg																	
				Arcadis GAC - Human Health - Residential	UK Drinking Water Standards	UK Estuaries and coastal waters EQS	UK Freshwater EQS														
Chem_Group	Analyte	Units	MDL																		
	Phosphorus	µg/L	20					1380	200	880	206	172	-	-	1250	1360	1430	-	-	-	800
	Phosphorus (Filtered)	µg/L	10					1230	100	183	172	170	-	-	1220	1420	1250	-	-	-	<100
	Potassium (Filtered)	mg/L	0.2					177	55	37.4	41.3	42.9	50	206	188	205	186	194	203	324 - 331	24
	Sodium	mg/L	1			200 <sup>#1</sup>		-	-	-	-	-	-	-	-	-	-	-	-	-	-
	Sodium (Filtered)	mg/L	0.076			200 <sup>#1</sup>		1260	277	262	254	259	224	1150	1190	1100	1390	958	992	1340 - 1380	390
	Sulphate	mg/L	3			250(SO4) <sup>#22</sup>	400 <sup>#4</sup>	-	-	-	-	-	-	-	-	-	-	-	-	-	-
	Sulphate (Filtered)	mg/L	2			250(SO4) <sup>#22</sup>	400 <sup>#4</sup>	<2	1570	1250	1250	1240	1920	18	<2	<2	<2	<2	458	44 - 101	<3
PAH	Coronene	µg/L	50					-	<500	-	-	-	-	-	-	-	-	-	-	-	-
	Naphthalene	µg/L	0.01	3900		2 <sup>#3</sup>	2 <sup>#3</sup>	<1 - 0.0287	<5 - 1.51	<1 - 0.908	<1 - 1.5	<1 - 1.86	0.12	0.46	<1 - 0.593	<1 - 0.505	<1 - 0.498	0.724	4.9	0.48 - 0.68	0.02
	Acenaphthene	µg/L	0.005	>SOL <sup>#23</sup>			No UK EQS	<0.01	<20 - 0.67	<2 - 0.149	<8 - 0.489	<1 - 0.674	0.06	0.22	<10 - 0.276	<4 - 0.319	<4 - 0.164	0.363	0.09	0.48 - 0.55	<0.01
	Acenaphthylene	µg/L	0.005	>SOL <sup>#23</sup>			No UK EQS	<0.01	<20 - 0.07	<2 - 0.0217	<8 - 0.0342	<1 - 0.0537	<0.01	<0.01	<0.005	<0.005	<0.01	0.377	<0.01	0.01	<0.01
	Fluoranthene	µg/L	0.005	>SOL <sup>#23</sup>		0.0063 <sup>#3</sup>	0.0063 <sup>#3</sup>	<0.01	<20 - 0.31	<0.005	<0.01	<1 - 0.267	0.05	0.16	<10 - 0.222	<4 - 0.247	<0.01	0.287	0.04	0.11 - 0.12	0.01
	Anthracene	µg/L	0.005	>SOL <sup>#23</sup>		0.1 <sup>#3</sup>	0.1 <sup>#3</sup>	<0.01	<20 - 0.16	<0.005	<0.01	<1 - 0.121	<0.01	0.08	<10 - 0.0955	<4 - 0.0752	<0.01	0.126	0.01	0.04 - 0.06	<0.01
	Phenanthrene	µg/L	0.005	>SOL <sup>#23</sup>			No UK EQS	<0.01	<20 - 0.72	<0.005	<8 - 0.0881	<1 - 0.611	0.03	0.43	<10 - 0.594	<4 - 0.328	<4 - 0.0193	0.764	0.1	0.29 - 0.35	0.01
	Fluorene	µg/L	0.005	>SOL <sup>#23</sup>			No UK EQS	<0.01	<20 - 0.36	<2 - 0.0105	<8 - 0.135	<1 - 0.281	0.02	0.22	<10 - 0.234	<4 - 0.217	<4 - 0.0519	0.309	0.06	0.22 - 0.26	<0.01
	Chrysene	µg/L	0.005	>SOL <sup>#23</sup>			No UK EQS	<0.01	<20 - 0.02	<0.005	<0.01	<1 - 0.0238	<0.01	0.01	<10 - 0.0216	<4 - 0.0213	<0.01	0.0215	<0.01	0.04 - 0.05	<0.01
	Pyrene	µg/L	0.005	>SOL <sup>#23</sup>			No UK EQS	<0.01	<20 - 0.23	<0.005	<0.01	<1 - 0.215	0.06	0.08	<10 - 0.151	<4 - 0.159	<0.01	0.189	0.02	0.07 - 0.08	0.01
	Benzo(a)anthracene	µg/L	0.005	>SOL <sup>#23</sup>			No UK EQS	<0.01	<20 - 0.02	<0.005	<0.01	<1 - 0.0288	<0.01	0.02	<10 - 0.0159	<4 - 0.0139	<0.01	0.0155	0.02	0.04 - 0.05	<0.01
	Benzo(b)fluoranthene	µg/L	0.005	>SOL <sup>#23</sup>	0.025 <sup>#24</sup>	See BaP <sup>#25</sup>	See BaP <sup>#25</sup>	<0.01	<20 - 0.01	<0.005	<0.01	<1 - 0.0183	0.01	<0.01	<10 - 0.0128	<4 - 0.0118	<0.01	0.012	<0.01	0.03	<0.01
	Benzo(k)fluoranthene	µg/L	0.005	>SOL <sup>#23</sup>	0.025 <sup>#24</sup>	See BaP <sup>#25</sup>	See BaP <sup>#25</sup>	<0.01	<0.01	<0.005	<0.01	<1 - 0.00834	<0.01	<0.01	<10 - 0.00595	<0.005	<0.01	0.0054	<0.01	0.01	<0.01
	Benzo(a)pyrene	µg/L	0.002	>SOL <sup>#23</sup>	0.01 <sup>#1</sup>	0.00017 <sup>#25</sup>	0.00017 <sup>#25</sup>	<0.004	<0.01	<0.002	<0.004	<1 - 0.0117	0.01	<0.01	<10 - 0.00675	<0.002	<0.004	0.00789	<0.01	0.02	<0.01
	Dibenz(a,h)anthracene	µg/L	0.005	>SOL <sup>#23</sup>			No UK EQS	<0.01	<0.01	<0.005	<0.01	<0.005	<0.01	<0.01	<0.005	<0.005	<0.01	<0.005	<0.01	<0.01	<0.01
	Benzo(g,h,i)perylene	µg/L	0.005	>SOL <sup>#23</sup>	0.025 <sup>#24</sup>	See BaP <sup>#25</sup>	See BaP <sup>#25</sup>	<0.01	<0.01	<0.005	<0.01	<1 - 0.0182	0.01	<0.01	<0.005	<0.005	<0.01	<0.005	<0.01	<0.01	<0.01
	Indeno(1,2,3-c,d)pyrene	µg/L	0.005	>SOL <sup>#23</sup>	0.025 <sup>#24</sup>	See BaP <sup>#25</sup>	See BaP <sup>#25</sup>	<0.01	<0.01	<0.005	<0.01	<1 - 0.00931	0.01	<0.01	<0.005	<0.005	<0.01	0.00743	<0.01	0.01	<0.01
	PAH 16 Total	µg/L	0.082					<0.164	<4.13	1.09	2.25	4.2	<0.45	<1.76	2.23	1.9	0.733	3.21	<5.32	<2.1	<0.17
TPH CWG	>C5-C6 Aliphatics	µg/L	10	>SOL <sup>#23</sup>	See TPH	See TPH	See TPH	<10	<100	<10	<10	<10	<100	<100	<10	<10	<10	<10	<100	<100	<100
	>C6-C7 Aliphatics	µg/L	100					-	<100	-	-	-	<100	<100	-	-	-	-	<100	<100	<100
	>C6-C8 Aliphatics	µg/L	10	>SOL <sup>#23</sup>	See TPH	See TPH	See TPH	<10	<200	<10	<10	<10	<100	<100	<10	<10	<10	<10	<100	<100	<100
	>C7-C8 Aliphatics	µg/L	100					-	<100	-	-	-	<100	<100	-	-	-	-	<100	<100	<100
	>C8-C10 Aliphatics	µg/L	10	>SOL <sup>#23</sup>	See TPH	See TPH	See TPH	<10	<10	<10	<10	<10	<10	<10	<10	<10	<10	<10	<10	<10	<10

				Location	BH07094	BH07095	BH07095	BH07095	BH07095	BH07095	BH07096	BH07097	BH07097	BH07097	BH07097	BH07097	BH07098	BH07099	BH08004	
				Sampled Date	19/08/2020	26/02/2020	30/06/2020	22/07/2020	19/08/2020	18/03/2020	05/03/2020	25/06/2020	16/07/2020	18/08/2020	27/10/2020	05/03/2020	05/03/2020	26/11/2019		
				Time																
				Sample Depth Avg	6.98	3.8	3	3.15	3.24	6.5	6.7	8	10	6.48	6.44	6.7	7.07	6		
				Arcadis GAC - Human Health - Residential	UK Drinking Water Standards	UK Estuaries and coastal waters EQS	UK Freshwater EQS													
Chem_Group	Analyte	Units	MDL																	
	>C10-C12 Aliphatics	µg/L	10	>SOL <sup>#23</sup>	See TPH	See TPH	See TPH	<10	<10	<10	<10	<10	<10	<10	<10	<10	<10	<10	<10	<10
	>C12-C16 Aliphatics	µg/L	10	>SOL <sup>#23</sup>	See TPH	See TPH	See TPH	<20	<10	<10	<20	<10	<10	<10	<10	<20	<10	<10	<10	<10
	>C16-C21 Aliphatics	µg/L	10	NR <sup>#26</sup>	See TPH	See TPH	See TPH	<20	<10	<10	<20	<10	<10	<10	<10	<20	<10	<10	14 - 19	<10
	>C21-C35 Aliphatics	µg/L	10	NR <sup>#26</sup>	See TPH	See TPH	See TPH	<20	11	<10	<20	<10	<10	<10	<10	<20	<10	16	<10	<10
	>C16-C35 Aliphatics	µg/L	10	NR <sup>#26</sup>				<20	-	<10	<20	<10	-	-	<10	<10	<20	<10	-	-
	>C8-C40 Aliphatics	µg/L	10		12	-	-	-	<10	14	-	-	-	-	-	-	26	20 - 25	<10	
	Total Aliphatics >C12-C35	µg/L	10					<20	-	<10	<20	<10	-	-	<10	<10	<20	<10	-	-
	>EC5-EC7 Aromatics	µg/L	5	910	See TPH	See TPH	See TPH	-	<10	-	-	-	<100	<5	-	-	-	<5	<5	<5
	>EC6-EC7 Aromatics	µg/L	10					<10	-	<10	<10	<10	-	-	<10	<10	<10	<10	-	-
	>EC7-EC8 Aromatics	µg/L	5	>SOL <sup>#23</sup>	See TPH	See TPH	See TPH	<10	<10	<10	<10	<10	<100	<5	<10	<10	<10	<10	<5	<5
	>EC8-EC10 Aromatics	µg/L	10	8900	See TPH	See TPH	See TPH	<10	<10	<10	<10	<10	<10	<10	<10	<10	<10	<10	<10	<10
	>EC10-EC12 Aromatics	µg/L	10	8000	See TPH	See TPH	See TPH	<10	<10	<10	<10	<10	<10	<10	<10	<10	<10	<10	<10	<10
	>EC8-EC40 Aromatics	µg/L	10					-	<10	-	-	-	13	-	-	-	-	17	-	-
	>EC12-EC16 Aromatics	µg/L	10	>SOL <sup>#23</sup>	See TPH	See TPH	See TPH	<20	<10	<10	<20	13	<10	<10	<10	<10	<20	<10	<10	<10
	>EC16-EC21 Aromatics	µg/L	10	NR <sup>#26</sup>	See TPH	See TPH	See TPH	<20	<10	<10	<20	32	<10	<10	<10	<10	<20	<10	<10	<10
	>EC21-EC35 Aromatics	µg/L	10	NR <sup>#26</sup>	See TPH	See TPH	See TPH	<20	<10	<10	<20	30	<10	<10	<10	<10	<20	<10	<10	<10
	Total Aromatics >EC12-EC35	µg/L	10					<20	-	<10	<20	75	-	-	<10	<10	<20	<10	-	-
	TPH >C5-C35 Aliphatics/Aromatics	µg/L	10	na <sup>#27</sup>	10 <sup>#28</sup>	150 <sup>#29</sup>	150 <sup>#29</sup>	<10	-	<10	<10	109	-	-	17	<10	21	<10	-	-
TPH	>C5-C6	µg/L	100					-	<100	-	-	-	<100	<100	-	-	-	-	<100	<100
	>C6-C7	µg/L	100					-	<100	-	-	-	<100	<100	-	-	-	-	<100	<100
	>C7-C8	µg/L	100					-	<100	-	-	-	<100	<100	-	-	-	-	<100	<100
	>C8-C10	µg/L	100					-	<100	-	-	-	<100	<100	-	-	-	-	<100	<100
	GRO	µg/L	100					-	<100	-	-	-	<100	<100	-	-	-	-	<100	<100
	GRO >C5-12	µg/L	50					<50	-	<50	<50	<50	-	-	<50	<50	<50	<50	-	-
BTEX and MTBE	Benzene	µg/L	1	910	1 <sup>#1</sup>	8 <sup>#3</sup>	10 <sup>#3</sup>	<1	<1	<1	<7 - 1.11	<7 - 1.58	<1	<1	<1	<1	<1	<7	<1	<1
	Toluene	µg/L	1	>SOL <sup>#23</sup>	700 <sup>#30</sup>	74 <sup>#3</sup>	74 <sup>#3</sup>	<1	<1	<1	<1	<4 - 1.05	<1	<5	<1	<1	<1	<4	<1	<5
	Ethylbenzene	µg/L	1	55000	300 <sup>#30</sup>	20 <sup>#31</sup>	20 <sup>#31</sup>	<1	<1	<1	<1	<1	<1	<1	<1	<1	<1	<5	<1	<1
	Xylene (m & p)	µg/L	1	22500	250 <sup>#33</sup>	15 <sup>#34</sup>	15 <sup>#34</sup>	<1	<1	<1	<1	<1	<1	<1	<1	<1	<1	<8	<1	<1
	Xylene (o)	µg/L	1	22500	250 <sup>#33</sup>	15 <sup>#34</sup>	15 <sup>#34</sup>	<1	<1	<1	<1	<1	<1	<1	<1	<1	<1	<3	<1	<1
	Xylene Total	µg/L	2	45000	500 <sup>#30</sup>	30 <sup>#4</sup>	30 <sup>#4</sup>	<2	<2	<2	<2	<2	<2	<2	<2	<2	<2	<11	<2	<2



				Location	BH07094	BH07095	BH07095	BH07095	BH07095	BH07095	BH07096	BH07097	BH07097	BH07097	BH07097	BH07097	BH07098	BH07099	BH08004
				Sampled Date	19/08/2020	26/02/2020	30/06/2020	22/07/2020	19/08/2020	18/03/2020	05/03/2020	25/06/2020	16/07/2020	18/08/2020	27/10/2020	05/03/2020	05/03/2020	26/11/2019	
				Sample Depth	6.98	3.8	3	3.15	3.24	6.5	6.7	8	10	6.48	6.44	6.7	7.07	6	
				Avg															
Chem_Group	Analyte	Units	MDL	Arcadis GAC - Human Health - Residential	UK Drinking Water Standards	UK Estuaries and coastal waters EQS	UK Freshwater EQS												
	MTBE	µg/L	1	390000	15 <sup>#35</sup>	15 <sup>#35</sup>	15 <sup>#36</sup>	<1	<1	<1	<1	<1	<1	<1	<1	<3	<1	<1	<1
	Total BTEX	µg/L	28					<28	-	<28	<28	<28	<28	<28	<28	<28	-	-	-
VOC	Styrene	µg/L	1			50 <sup>#4</sup>	50 <sup>#4</sup>	<1	<1	<1	<1	<1	-	-	<1	<1	<1	-	-
	cis-1,3-dichloropropene	µg/L	1					<1	<1	<1	<1	<1	-	-	<1	<1	<1	-	-
	trans-1,3-dichloropropene	µg/L	1					<1	<1	<1	<1	<1	-	-	<1	<1	<1	-	-
	1,1,1,2-tetrachloroethane	µg/L	1				70 <sup>#37</sup>	<1	<1	<1	<1	<1	-	-	<1	<1	<1	-	-
	1,1,1-trichloroethane	µg/L	1	270000	2000 <sup>#38</sup>	100 <sup>#4</sup>	100 <sup>#4</sup>	<1	<1	<1	<1	<1	-	-	<1	<1	<1	-	-
	1,1,2,2-tetrachloroethane	µg/L	1				70 <sup>#37</sup>	<1	<1	<1	<1	<1	-	-	<1	<1	<1	-	-
	1,1,2-trichloroethane	µg/L	1			300 <sup>#4</sup>	400 <sup>#4</sup>	<1	<1	<1	<1	<1	-	-	<1	<1	<1	-	-
	1,1-dichloroethane	µg/L	1	30000	2.8 <sup>#39</sup>			<1	<1	<1	<1	<1	-	-	<1	<1	<1	-	-
	1,1-dichloroethene	µg/L	1	14000	140 <sup>#40</sup>			<1	<1	<1	<1	<1	-	-	<1	<1	<1	-	-
	1,1-dichloropropene	µg/L	1					<1	<1	<1	<1	<1	-	-	<1	<1	<1	-	-
	1,2,3-trichloropropane	µg/L	1					<1	<1	<1	<1	<1	-	-	<1	<1	<1	-	-
	1,2,4-trimethylbenzene	µg/L	1					<1	<1	<1	<1	<1	-	-	<1	<1	<1	-	-
	1,2-dibromo-3-chloropropane	µg/L	1					<1	<5	<1	<1	<1	-	-	<1	<1	<1	-	-
	1,2-dibromoethane	µg/L	1					<1	<1	<1	<1	<1	-	-	<1	<1	<1	-	-
	1,2-dichloroethane	µg/L	1	63	3 <sup>#1</sup>	10 <sup>#3</sup>	10 <sup>#3</sup>	<1	<1	<1	<1	<1	-	-	<1	<1	<1	-	-
	1,2-dichloropropane	µg/L	1					<1	<1	<1	<1	<1	-	-	<1	<1	<1	-	-
	1,3,5-trimethylbenzene	µg/L	1					<1	<1	<1	<1	<1	-	-	<1	<1	<1	-	-
	1,3-dichloropropane	µg/L	1					<1	<1	<1	<1	<1	-	-	<1	<1	<1	-	-
	2,2-dichloropropane	µg/L	1					<1	<1	<1	<1	<1	-	-	<1	<1	<1	-	-
	2-chlorotoluene	µg/L	1					<1	<1	<1	<1	<1	-	-	<1	<1	<1	-	-
	4-chlorotoluene	µg/L	1					<1	<1	<1	<1	<1	-	-	<1	<1	<1	-	-
	Bromobenzene	µg/L	1					<1	<1	<1	<1	<1	-	-	<1	<1	<1	-	-
	Bromochloromethane	µg/L	1					<1	<1	<1	<1	<1	-	-	<1	<1	<1	-	-
	Bromodichloromethane	µg/L	1		25 <sup>#41</sup>			<1	<1	<1	<1	<1	-	-	<1	<1	<1	-	-
	Bromoform	µg/L	1		25 <sup>#41</sup>			<1	<1	<1	<1	<1	-	-	<1	<1	<1	-	-
	Bromomethane	µg/L	1					<1	<1	<1	<1	<1	-	-	<1	<1	<1	-	-
	Carbon disulfide	µg/L	1					<1	-	<1	<1	<1	-	-	<1	<1	<1	-	-
	Carbon tetrachloride	µg/L	1		3 <sup>#1</sup>	12 <sup>#3</sup>	12 <sup>#3</sup>	<1	<1	<1	<1	<1	-	-	<1	<1	<1	-	-

				Location	BH07094	BH07095	BH07095	BH07095	BH07095	BH07095	BH07096	BH07097	BH07097	BH07097	BH07097	BH07097	BH07098	BH07099	BH08004		
				Sampled Date	19/08/2020	26/02/2020	30/06/2020	22/07/2020	19/08/2020	18/03/2020	05/03/2020	25/06/2020	16/07/2020	18/08/2020	27/10/2020	05/03/2020	05/03/2020	26/11/2019			
				Sample Depth	6.98	3.8	3	3.15	3.24	6.5	6.7	8	10	6.48	6.44	6.7	7.07	6			
				Avg																	
Chem_Group	Analyte	Units	MDL	Arcadis GAC - Human Health - Residential	UK Drinking Water Standards	UK Estuaries and coastal waters EQS	UK Freshwater EQS														
	Chlorodibromomethane	µg/L	1		25 <sup>#41</sup>			<1	<1	<1	<1	<1	-	-	<1	<1	<1	-	-	-	-
	Chloroethane	µg/L	1					<1	<1	<1	<1	<1	-	-	<1	<1	<1	-	-	-	-
	Chloroform	µg/L	1	15000	25 <sup>#41</sup>	2.5 <sup>#3</sup>	2.5 <sup>#3</sup>	<1	<1	<1	<1	<1	-	-	<1	<1	<1	-	-	-	-
	Chloromethane	µg/L	1					<1	<1	<1	<1	<1	-	-	<1	<1	<1	-	-	-	-
	cis-1,2-dichloroethene	µg/L	1	2200	25 <sup>#42</sup>			<1	<1	<1	<1	<1	-	-	<1	<1	<1	-	-	-	-
	Dibromomethane	µg/L	1					<1	<1	<1	<1	<1	-	-	<1	<1	<1	-	-	-	-
	Dichlorodifluoromethane	µg/L	1					<1	<1	<1	<1	<1	-	-	<1	<1	<1	-	-	-	-
	Dichloromethane	µg/L	3			20 <sup>#3</sup>	20 <sup>#3</sup>	<3	-	<3	<3	<3	-	-	<3	<3	<3	-	-	-	-
	Isopropylbenzene	µg/L	1					<1	<1	<1	<1	<1	-	-	<1	<1	<1	-	-	-	-
	n-butylbenzene	µg/L	1					<1	<1	<1	<1	<1	-	-	<1	<1	<1	-	-	-	-
	n-propylbenzene	µg/L	1					<1	<1	<1	<1	<1	-	-	<1	<1	<1	-	-	-	-
	p-isopropyltoluene	µg/L	1					<1	<1	<1	<1	<1	-	-	<1	<1	<1	-	-	-	-
	sec-butylbenzene	µg/L	1					<1	<1	<1	<1	<1	-	-	<1	<1	<1	-	-	-	-
	Trichloroethene	µg/L	1	260	5 <sup>#43</sup>	10 <sup>#3</sup>	10 <sup>#3</sup>	<1	<1	<1	<1	<1	-	-	<1	<1	<1	-	-	-	-
	tert-butylbenzene	µg/L	1					<1	<1	<1	<1	<1	-	-	<1	<1	<1	-	-	-	-
	Tetrachloroethene	µg/L	1	2700	5 <sup>#43</sup>	10 <sup>#3</sup>	10 <sup>#3</sup>	<1	<1	<1	<1	<1	-	-	<1	<1	<1	-	-	-	-
	trans-1,2-dichloroethene	µg/L	1	7100	25 <sup>#42</sup>			<1	<1	<1	<1	<1	-	-	<1	<1	<1	-	-	-	-
	Trichlorofluoromethane	µg/L	1					<1	<1	<1	<1	<1	-	-	<1	<1	<1	-	-	-	-
	Vinyl chloride	µg/L	1	97	0.5 <sup>#1</sup>			<1	<1	<1	<1	<1	-	-	<1	<1	<1	-	-	-	-
	tert-Amyl methyl ether	µg/L	1					<1	-	<1	<1	<1	-	-	<1	<1	<1	-	-	-	-
VOC/SVOC	1,2,3-trichlorobenzene	µg/L	0.01			0.13 <sup>#44</sup>	0.13 <sup>#44</sup>	<1	<1	<1	<1	<1	<0.01	-	<1	<1	<1	-	-	-	-
	1,2,4-trichlorobenzene	µg/L	0.01			0.13 <sup>#44</sup>	0.13 <sup>#44</sup>	<1	<5	<1	<1	<1	-	-	<1	<1	<1	-	-	-	-
	1,2-dichlorobenzene	µg/L	1			6.7 <sup>#45</sup>	6.7 <sup>#45</sup>	<1	<5	<1	<1	<1	-	-	<1	<1	<1	-	-	-	-
	1,3,5-Trichlorobenzene	µg/L	0.01			0.13 <sup>#44</sup>	0.13 <sup>#44</sup>	<1	-	<1	<1	<1	<0.01	-	<1	<1	<1	-	-	-	-
	1,3-dichlorobenzene	µg/L	1			6.7 <sup>#45</sup>	6.7 <sup>#45</sup>	<1	<1	<1	<1	<1	-	-	<1	<1	<1	-	-	-	-
	1,4-dichlorobenzene	µg/L	1			6.7 <sup>#45</sup>	6.7 <sup>#45</sup>	<1	<1	<1	<1	<1	-	-	<1	<1	<1	-	-	-	-
	Chlorobenzene	µg/L	1	2400	100 <sup>#46</sup>			<1	<1	<1	<1	<1	-	-	<1	<1	<1	-	-	-	-
	Hexachlorobutadiene	µg/L	0.01			0.6(MAC) <sup>#13</sup>	0.6(MAC) <sup>#13</sup>	<1	<5	<1	<1	<1	-	-	<1	<1	<1	-	-	-	-
SVOC	Benzyl alcohol	µg/L	5					-	<50	-	-	-	-	-	-	-	-	-	-	-	-
	Diphenyl ether	mg/L	0.002					-	<0.02	-	-	-	-	-	-	-	-	-	-	-	-

				Location	BH07094	BH07095	BH07095	BH07095	BH07095	BH07095	BH07096	BH07097	BH07097	BH07097	BH07097	BH07097	BH07098	BH07099	BH08004		
				Sampled_Date	19/08/2020	26/02/2020	30/06/2020	22/07/2020	19/08/2020	18/03/2020	05/03/2020	25/06/2020	16/07/2020	18/08/2020	27/10/2020	05/03/2020	05/03/2020	26/11/2019			
				Sample_Depth	6.98	3.8	3	3.15	3.24	6.5	6.7	8	10	6.48	6.44	6.7	7.07	6			
				Avg																	
Chem_Group	Analyte	Units	MDL	Arcadis GAC - Human Health - Residential	UK Drinking Water Standards	UK Estuaries and coastal waters EQS	UK Freshwater EQS														
	4-bromophenyl phenyl ether	µg/L	1					<4	<50	<2	<8	<1	-	-	<10	<4	<4	-	-	-	-
	4-nitroaniline	µg/L	1					<4	<50	<2	<8	<1	-	-	<10	<4	<4	-	-	-	-
	4-nitrophenol	µg/L	1					<4	<500	<2	<8	<1	-	-	<10	<4	<4	-	-	-	-
	1,1-Biphenyl	µg/L	2			25	25 <sup>93</sup>	-	<20	-	-	-	-	-	-	-	-	-	-	-	-
	1,2,3,4-tetrachlorobenzene	µg/L	0.01					-	-	-	-	<0.01	-	-	-	-	-	-	-	-	-
	1-Methylnaphthalene	µg/L	2					-	<20	-	-	-	-	-	-	-	-	-	-	-	-
	2,4,5-trichlorophenol	µg/L	1					<4	<200	<2	<8	<1	-	-	<10	<4	<4	-	-	-	-
	2,4,6-trichlorophenol	µg/L	1					<4	<200	<2	<8	<1	-	-	<10	<4	<4	-	-	-	-
	2,4-dichlorophenol	µg/L	1			0.42 <sup>93</sup>	4.2 <sup>93</sup>	<4	<200	<2	<8	<1	-	-	<10	<4	<4	-	-	-	-
	2,4-dimethylphenol	µg/L	1					<4	<200	<2	<8	<1	-	-	<10	<4	<4	-	-	-	-
	2,4-dinitrophenol	µg/L	10					-	<100	-	-	-	-	-	-	-	-	-	-	-	-
	2,4-dinitrotoluene	µg/L	1					<4	<50	<2	<8	<1	-	-	<10	<4	<4	-	-	-	-
	2,6-dinitrotoluene	µg/L	1					<4	<50	<2	<8	<1	-	-	<10	<4	<4	-	-	-	-
	2-chloronaphthalene	µg/L	1					<4	<20	<2	<8	<1	-	-	<10	<4	<4	-	-	-	-
	2-chlorophenol	µg/L	1			50 <sup>94</sup>	50 <sup>94</sup>	<4	<200	<2	<8	<1	-	-	<10	<4	<4	-	-	-	-
	2-methylnaphthalene	µg/L	1					<4	<20	<2	<8	<1	-	-	<10	<4	<4	-	-	-	-
	2-methylphenol	µg/L	1					<4	<50	<2	<8	<1	-	-	<10	<4	<4	-	-	-	-
	2-nitroaniline	µg/L	1					<4	<50	<2	<8	<1	-	-	<10	<4	<4	-	-	-	-
	2-nitrophenol	µg/L	1					<4	<200	<2	<8	<1	-	-	<10	<4	<4	-	-	-	-
	3-nitroaniline	µg/L	1					<4	<50	<2	<8	<1	-	-	<10	<4	<4	-	-	-	-
	4,6-Dinitro-2-methylphenol	µg/L	50					-	<500	-	-	-	-	-	-	-	-	-	-	-	-
	4-chloro-3-methylphenol	µg/L	1			40 <sup>94</sup>	40 <sup>94</sup>	<4	<50	<2	<8	<1	-	-	<10	<4	<4	-	-	-	-
	4-chloroaniline	µg/L	1					<4	<50	<2	<8	<1	-	-	<10	<4	<4	-	-	-	-
	4-chlorophenol	µg/L	20			50 <sup>94</sup>	50 <sup>94</sup>	-	<200	-	-	-	-	-	-	-	-	-	-	-	-
	4-chlorophenyl phenyl ether	µg/L	1					<4	<50	<2	<8	<1	-	-	<10	<4	<4	-	-	-	-
	4-methylphenol	µg/L	1					<4	-	<2	<8	<1	-	-	<10	<4	<4	-	-	-	-
	Azobenzene	µg/L	1					<4	<500	<2	<8	<1	-	-	<10	<4	<4	-	-	-	-
	Benzoic Acid	µg/L	100					-	<1000	-	-	-	-	-	-	-	-	-	-	-	-
	Bis(2-chloroethoxy) methane	µg/L	1					<4	<50	<2	<8	<1	-	-	<10	<4	<4	-	-	-	-
	Bis(2-chloroethyl)ether	µg/L	1					<4	<50	<2	<8	<1	-	-	<10	<4	<4	-	-	-	-

				Location	BH07094	BH07095	BH07095	BH07095	BH07095	BH07095	BH07096	BH07097	BH07097	BH07097	BH07097	BH07097	BH07098	BH07099	BH08004
				Sampled Date	19/08/2020	26/02/2020	30/06/2020	22/07/2020	19/08/2020	18/03/2020	05/03/2020	25/06/2020	16/07/2020	18/08/2020	27/10/2020	05/03/2020	05/03/2020	26/11/2019	
				Sample Depth	6.98	3.8	3	3.15	3.24	6.5	6.7	8	10	6.48	6.44	6.7	7.07	6	
				Avg															
Chem_Group	Analyte	Units	MDL	Arcadis GAC - Human Health - Residential	UK Drinking Water Standards	UK Estuaries and coastal waters EQS	UK Freshwater EQS												
	Bis(2-chloroisopropyl) ether	µg/L	5					-	<50	-	-	-	-	-	-	-	-	-	-
	Bis(2-ethylhexyl) phthalate	µg/L	2			1.3 <sup>#3</sup>	1.3 <sup>#3</sup>	<8	<50	<4	<16	<2	-	-	<20	<8	<8	-	-
	Butyl benzyl phthalate	µg/L	1			0.75 <sup>#3</sup>	7.5 <sup>#3</sup>	<4	<50	<2	<8	<1	-	-	<10	<4	<4	-	-
	Carbazole	µg/L	1					<4	<500	<2	<8	<1	-	-	<10	<4	<4	-	-
	Dibenzofuran	µg/L	1					<4	<50	<2	<8	<1	-	-	<10	<4	<4	-	-
	Diethylphthalate	µg/L	1			200 <sup>#4</sup>	200 <sup>#4</sup>	<4	<50	<2	<8	<1	-	-	<10	<4	<4	-	-
	Dimethyl phthalate	µg/L	1			800 <sup>#4</sup>	800 <sup>#4</sup>	<4	<50	<2	<8	<1	-	-	<10	<4	<4	-	-
	Di-n-butyl phthalate	µg/L	1			8 <sup>#4</sup>	8 <sup>#4</sup>	<4	<50	<2	<8	<1	-	-	<10	<4	<4	-	-
	Di-n-octyl phthalate	µg/L	2			20 <sup>#4</sup>	20 <sup>#4</sup>	<20	<20	<10	<40	<5	-	-	<50	<20	<20	-	-
	Hexachlorobenzene	µg/L	0.01			0.05(MAC) <sup>#13</sup>	0.05(MAC) <sup>#13</sup>	<4	<50	<2	<8	<1	0.04	-	<10	<4	<4	-	-
	Hexachlorocyclopentadiene	µg/L	1					<4	<50	<2	<8	<1	-	-	<10	<4	<4	-	-
	Hexachloroethane	µg/L	1					<4	<50	<2	<8	<1	-	-	<10	<4	<4	-	-
	Isophorone	µg/L	1					<4	<50	<2	<8	<1	-	-	<10	<4	<4	-	-
	Nitrobenzene	µg/L	1					<4	<50	<2	<8	<1	-	-	<10	<4	<4	-	-
	N-nitrosodi-n-propylamine	µg/L	1					<4	<50	<2	<8	<1	-	-	<10	<4	<4	-	-
	n-Nitrosodiphenylamine	µg/L	5					-	<50	-	-	-	-	-	-	-	-	-	-
	Pentachlorobenzene	µg/L	0.01			0.0007 <sup>#3</sup>	0.007 <sup>#3</sup>	-	-	-	-	<0.01	-	-	-	-	-	-	-
	Pentachloronitrobenzene	µg/L	0.01					-	-	-	-	-	-	-	-	-	-	-	-
	Pentachlorophenol	µg/L	1			0.4 <sup>#3</sup>	0.4 <sup>#3</sup>	<4	<500	<2	<8	<1	-	-	<10	<4	<4	-	-
PCB	Heptachlorobiphenyl, 2,3,3,4,4,5,5- (PCB 189)	µg/L	0.01					<0.03	-	<0.015	<0.03	<0.015	<0.01	<0.01	<0.015	<0.015	<0.03	-	<0.01
	Hexachlorobiphenyl, 2,3,3,4,4,5- (PCB 156)	µg/L	0.01					<0.03	-	<0.015	<0.03	<0.015	<0.01	<0.01	<0.015	<0.015	<0.03	-	<0.01
	Hexachlorobiphenyl, 2,3,3,4,4,5- (PCB 157)	µg/L	0.01					<0.03	-	<0.015	<0.03	<0.015	<0.01	<0.01	<0.015	<0.015	<0.03	-	<0.01
	Hexachlorobiphenyl, 2,3,4,4,5,5- (PCB 167)	µg/L	0.01					<0.03	-	<0.015	<0.03	<0.015	<0.01	<0.01	<0.015	<0.015	<0.03	-	<0.01
	Hexachlorobiphenyl, 3,3,4,4,5,5- (PCB 169)	µg/L	0.01					<0.03	-	<0.015	<0.03	<0.015	<0.01	<0.01	<0.015	<0.015	<0.03	-	<0.01
	PCB 101	µg/L	0.01					<0.03	-	<0.015	<0.03	<0.015	<0.01	-	<0.015	<0.015	<0.03	-	<0.01
	PCB 118	µg/L	0.01					<0.03	-	<0.015	<0.03	<0.015	<0.01	-	<0.015	<0.015	<0.03	-	<0.01
	PCB 138	µg/L	0.01					<0.03	-	<0.015	<0.03	<0.015	<0.01	-	<0.015	<0.015	<0.03	-	<0.01
	PCB 153	µg/L	0.01					<0.03	-	<0.015	<0.03	<0.015	<0.01	-	<0.015	<0.015	<0.03	-	<0.01
	PCB 180	µg/L	0.01					<0.03	-	<0.015	<0.03	<0.015	<0.01	-	<0.015	<0.015	<0.03	-	<0.01
	PCB 28	µg/L	0.01					<0.03	-	<0.015	<0.03	<0.015	<0.01	-	<0.015	<0.015	<0.03	-	<0.01

				Location	BH07094	BH07095	BH07095	BH07095	BH07095	BH07095	BH07096	BH07097	BH07097	BH07097	BH07097	BH07097	BH07098	BH07099	BH08004		
				Sampled Date	19/08/2020	26/02/2020	30/06/2020	22/07/2020	19/08/2020	18/03/2020	05/03/2020	25/06/2020	16/07/2020	18/08/2020	27/10/2020	05/03/2020	05/03/2020	26/11/2019			
				Sample Time																	
				Sample Depth Avg	6.98	3.8	3	3.15	3.24	6.5	6.7	8	10	6.48	6.44	6.7	7.07	6			
				Arcadis GAC - Human Health - Residential	UK Drinking Water Standards	UK Estuaries and coastal waters EQS	UK Freshwater EQS														
Chem_Group	Analyte	Units	MDL																		
	PCB 52	µg/L	0.01	<0.03	-	<0.015	<0.03	<0.015	<0.01	-	<0.015	<0.015	<0.03	-	<0.01	-	-				
	Pentachlorobiphenyl, 2,3,3,4,4,- (PCB 105)	µg/L	0.01	<0.03	-	<0.015	<0.03	<0.015	<0.01	<0.01	<0.015	<0.015	<0.03	-	<0.01	<0.04	-				
	Pentachlorobiphenyl, 2,3,4,4,5- (PCB 114)	µg/L	0.01	<0.03	-	<0.015	<0.03	<0.015	<0.01	<0.01	<0.015	<0.015	<0.03	-	<0.01	<0.04	-				
	Pentachlorobiphenyl, 2,3,4,4,5- (PCB 123)	µg/L	0.01	<0.03	-	<0.015	<0.03	<0.015	<0.01	<0.01	<0.015	<0.015	<0.03	-	<0.01	<0.04	-				
	Pentachlorobiphenyl, 3,3,4,4,5- (PCB 126)	µg/L	0.01	<0.03	-	<0.015	<0.03	<0.015	<0.01	<0.01	<0.015	<0.015	<0.03	-	<0.01	<0.04	-				
	Tetrachlorobiphenyl, 3,3,4,4- (PCB 77)	µg/L	0.01	<0.03	-	<0.015	<0.03	<0.015	<0.01	<0.01	<0.015	<0.015	<0.03	-	<0.01	<0.04	-				
	Tetrachlorobiphenyl, 3,4,4,5- (PCB 81)	µg/L	0.01	<0.03	-	<0.015	<0.03	<0.015	<0.01	<0.01	<0.015	<0.015	<0.03	-	<0.01	<0.04	-				
	Total PCB 7 Congeners	µg/L	0.105	<0.21	-	<0.105	<0.21	<0.105	-	-	<0.105	<0.105	<0.21	-	-	-	-				
Phenolics	Xylenols (Filtered)	µg/L	0.5	<0.5	-	<5	3.71	<5	-	-	0.86	2.52	0.51	0.69	-	-	-				
	3-&4-methylphenol	µg/L	20	-	<200	-	-	-	-	-	-	-	-	-	-	-	-				
	Trimethylphenols	µg/L	0.5	-	-	-	-	-	-	-	-	-	-	-	-	-	-				
	Trimethylphenols (Filtered)	µg/L	0.5	-	1.3	-	-	-	<0.5	9.5	-	-	-	-	<2.5	<2.5	<0.5				
	Cresol Total	µg/L	0.5	-	-	-	-	-	-	-	-	-	-	-	-	-	-				
	Cresol Total (Filtered)	µg/L	0.5	<0.5	4.8	5.97	11.6	12.6	0.8	2.7	<0.5	0.82	0.93	<0.5	4.7	<2.5	1.5				
	Dimethylphenols	µg/L	0.5	-	-	-	-	-	-	-	-	-	-	-	-	-	-				
	Dimethylphenols (Filtered)	µg/L	0.5	-	1.6	-	-	-	1.6	1.9	-	-	-	-	<2.5	<2.5	<0.5				
	Phenol	µg/L	0.5	1200000	5800 <sup>#39</sup>	7.7 <sup>#3</sup>	7.7 <sup>#3</sup>	<4	<200	<2	28.6	<1	-	-	<10	<4	<4	-	-		
	Phenol (Filtered)	µg/L	0.5	1200000	5800 <sup>#39</sup>	7.7 <sup>#3</sup>	7.7 <sup>#3</sup>	<0.5	4.2	51.7	<0.5	56	9.6	11.2	<0.5	<0.5	<0.5	<0.5	<2.5	<2.5	0.6
	Phenols Monohydric (Filtered)	µg/L	0.5	<0.5	-	57.7	15.3	68.6	-	-	0.86	3.34	1.44	0.69	-	-	-				
PFAS	Branched PFOS	µg/L	0.002	-	-	-	-	-	-	-	-	-	0.0256 - 0.0361	-	-	-	-				
	Linear PFOS(Perfluoro-1-octanesulfonate)	µg/l	0.0013	-	-	-	-	-	-	-	-	-	0.0667 - 0.0869	-	-	-	-				
	Perfluoro-1-butanesulfonate	µg/L	0.002	-	-	-	-	-	-	-	-	-	<0.005	-	-	-	-				
	Perfluoro-1-hexanesulfonate	µg/L	0.002	-	-	-	-	-	-	-	-	-	<0.005	-	-	-	-				
	Perfluorooctanoate (PFOA)	µg/L	0.0013	-	-	0.01 <sup>#47</sup>	-	-	-	-	-	-	<0.025 - 0.0175	-	-	-	-				
	Perfluoro-1-decanesulfonate	µg/L	0.002	-	-	-	-	-	-	-	-	-	<0.005	-	-	-	-				
	Perfluoro-1-heptanesulfonate	µg/L	0.002	-	-	-	-	-	-	-	-	-	<0.005	-	-	-	-				
	Perfluoro-n-butanoic acid	µg/L	0.004	-	-	-	-	-	-	-	-	-	1.61 - 1.62	-	-	-	-				
	Perfluoro-n-decanoic acid	µg/L	0.002	-	-	-	-	-	-	-	-	-	<0.005	-	-	-	-				
	Perfluoro-n-heptanoic acid	µg/L	0.002	-	-	-	-	-	-	-	-	-	<0.005	-	-	-	-				
	Perfluoro-n-hexanoic acid	µg/L	0.002	-	-	-	-	-	-	-	-	-	<0.01 - 0.223	-	-	-	-				

				Location	BH07094	BH07095	BH07095	BH07095	BH07095	BH07096	BH07097	BH07097	BH07097	BH07097	BH07097	BH07098	BH07099	BH08004	
				Sampled Date	19/08/2020	26/02/2020	30/06/2020	22/07/2020	19/08/2020	18/03/2020	05/03/2020	25/06/2020	16/07/2020	18/08/2020	27/10/2020	05/03/2020	05/03/2020	26/11/2019	
				Sample Time															
				Sample Depth Avg	6.98	3.8	3	3.15	3.24	6.5	6.7	8	10	6.48	6.44	6.7	7.07	6	
				Arcadis GAC - Human Health - Residential	UK Drinking Water Standards	UK Estuaries and coastal waters EQS	UK Freshwater EQS												
Chem_Group	Analyte	Units	MDL																
	Perfluoro-n-pentanoic acid	µg/L	0.002	-	-	-	-	-	-	-	-	-	-	0.295 - 0.34	-	-	-	-	-
	Perfluoro-n-dodecanoic acid	µg/L	0.002	-	-	-	-	-	-	-	-	-	-	<0.005	-	-	-	-	-
	Perfluoro-n-nonanoic acid	µg/L	0.002	-	-	-	-	-	-	-	-	-	-	<0.005	-	-	-	-	-
	Perfluoro-n-undecanoic acid	µg/L	0.002	-	-	-	-	-	-	-	-	-	-	<0.005	-	-	-	-	-
	Perfluorooctanesulfonamide	µg/L	0.004	-	-	-	-	-	-	-	-	-	-	<0.01	-	-	-	-	-
	Total PFOS	µg/L	0.002	-	-	0.01 <sup>#47</sup>	0.00013 <sup>#48</sup>	0.00065 <sup>#48</sup>	-	-	-	-	-	0.0923 - 0.123	-	-	-	-	-
Organotins	Tributyltin	µg/L	0.001	<0.006	-	<0.003	<0.001	<0.001	<0.001	<0.1	<0.1	<0.006	<0.003	<0.001	-	<0.1	<0.2	-	
Pesticides	1-(3,4-Dichlorophenyl) urea (DCPU)	µg/l		-	-	-	-	-	-	-	-	-	-	-	-	-	-	-	
	2-(4-Chlorophenoxy)propionic acid, 4-CPP	µg/l		-	-	-	-	-	-	-	-	-	-	-	-	-	-	-	
	2-amino-N-(isopropyl)benzamide	µg/l		-	-	-	-	-	-	-	-	-	-	-	-	-	-	-	
	2-Chloro-2,6-diethylacetanilide	µg/l		-	-	-	-	-	-	-	-	-	-	-	-	-	-	-	
	Acibenzolar-S-methyl	µg/l		-	-	-	-	-	-	-	-	-	-	-	-	-	-	-	
	Aminopyralid	µg/l		-	-	-	-	-	-	-	-	-	-	-	-	-	-	-	
	Azoxystrobin	µg/L		-	-	-	-	-	-	-	-	-	-	-	-	-	-	-	
	BAM	µg/l		-	-	-	-	-	-	-	-	-	-	-	-	-	-	-	
	Benalaxyl	µg/l		-	-	-	-	-	-	-	-	-	-	-	-	-	-	-	
	Bentazone methyl	µg/l		-	-	-	-	-	-	-	-	-	-	-	-	-	-	-	
	Bifenox	µg/L		-	-	-	-	-	-	-	-	-	-	-	-	-	-	-	
	Bitertanol	µg/l		-	-	-	-	-	-	-	-	-	-	-	-	-	-	-	
	Boscalid	µg/l		-	-	-	-	-	-	-	-	-	-	-	-	-	-	-	
	Cadusafos	µg/l		-	-	-	-	-	-	-	-	-	-	-	-	-	-	-	
	Carfentrazone-ethyl	µg/L		-	-	-	-	-	-	-	-	-	-	-	-	-	-	-	
	Chloridazon-desphenyl	µg/l		-	-	-	-	-	-	-	-	-	-	-	-	-	-	-	
	Chloridazon-methyl desphenyl	µg/l		-	-	-	-	-	-	-	-	-	-	-	-	-	-	-	
	Chlorotoluron-desmethyl	µg/l		-	-	-	-	-	-	-	-	-	-	-	-	-	-	-	
	Chlorpropham	µg/L		-	-	-	-	-	-	-	-	-	-	-	-	-	-	-	
	Clodinafop	µg/l		-	-	-	-	-	-	-	-	-	-	-	-	-	-	-	
	Clomeprop	µg/l		-	-	-	-	-	-	-	-	-	-	-	-	-	-	-	
	Crimidine	µg/l		-	-	-	-	-	-	-	-	-	-	-	-	-	-	-	
	Cybutryme (Irgarol)	µg/l		-	-	-	-	-	-	-	-	-	-	-	-	-	-	-	

				Location	BH07094	BH07095	BH07095	BH07095	BH07095	BH07095	BH07096	BH07097	BH07097	BH07097	BH07097	BH07097	BH07098	BH07099	BH08004
				Sampled Date	19/08/2020	26/02/2020	30/06/2020	22/07/2020	19/08/2020	18/03/2020	05/03/2020	25/06/2020	16/07/2020	18/08/2020	27/10/2020	05/03/2020	05/03/2020	26/11/2019	
				Sample Depth	6.98	3.8	3	3.15	3.24	6.5	6.7	8	10	6.48	6.44	6.7	7.07	6	
				Avg															
Chem_Group	Analyte	Units	MDL	Arcadis GAC - Human Health - Residential	UK Drinking Water Standards	UK Estuaries and coastal waters EQS	UK Freshwater EQS												
	Cyprazine	µg/l						-	-	-	-	-	-	-	-	-	-	-	-
	Cyprodinil	µg/L						-	-	-	-	-	-	-	-	-	-	-	-
	Dichlofenthion	µg/l						-	-	-	-	-	-	-	-	-	-	-	-
	Dichlormid	µg/l						-	-	-	-	-	-	-	-	-	-	-	-
	Diethofencarb	µg/l						-	-	-	-	-	-	-	-	-	-	-	-
	Difenacoum	µg/l						-	-	-	-	-	-	-	-	-	-	-	-
	Dimefuron	µg/l						-	-	-	-	-	-	-	-	-	-	-	-
	Dimethachlo	µg/l						-	-	-	-	-	-	-	-	-	-	-	-
	Dimethenamid	µg/l						-	-	-	-	-	-	-	-	-	-	-	-
	Dimethomorph	µg/l						-	-	-	-	-	-	-	-	-	-	-	-
	Dinoterb	µg/l						-	-	-	-	-	-	-	-	-	-	-	-
	Diuron desmethyl (DCPMU)	µg/l						-	-	-	-	-	-	-	-	-	-	-	-
	Epoxiconazole	µg/l						-	-	-	-	-	-	-	-	-	-	-	-
	Etrimphos	µg/L	0.01					-	-	-	<0.01	-	-	-	-	-	-	-	-
	Fenoxaprop	µg/l						-	-	-	-	-	-	-	-	-	-	-	-
	Fenpropidin	µg/l						-	-	-	-	-	-	-	-	-	-	-	-
	Fenuron	µg/l						-	-	-	-	-	-	-	-	-	-	-	-
	Fipronil	µg/L						-	-	-	-	-	-	-	-	-	-	-	-
	Florasulam	µg/l						-	-	-	-	-	-	-	-	-	-	-	-
	Fluazifop	µg/l						-	-	-	-	-	-	-	-	-	-	-	-
	Fluazifop-P-butyl	µg/L						-	-	-	-	-	-	-	-	-	-	-	-
	Foramsulfuron	µg/l						-	-	-	-	-	-	-	-	-	-	-	-
	Furathiocarb	µg/l						-	-	-	-	-	-	-	-	-	-	-	-
	Haloxifop	µg/l						-	-	-	-	-	-	-	-	-	-	-	-
	Haloxifop-p-methyl	µg/l						-	-	-	-	-	-	-	-	-	-	-	-
	Heptachlor epoxide	µg/L	0.01					-	-	-	<0.01	-	-	-	-	-	-	-	-
	Imazamox	µg/l						-	-	-	-	-	-	-	-	-	-	-	-
	Indoxacarb	µg/L						-	-	-	-	-	-	-	-	-	-	-	-
	Isoproturon-desmethyl	µg/l						-	-	-	-	-	-	-	-	-	-	-	-
	Isoproturon-monodesmethyl	µg/l						-	-	-	-	-	-	-	-	-	-	-	-

				Location	BH07094	BH07095	BH07095	BH07095	BH07095	BH07095	BH07096	BH07097	BH07097	BH07097	BH07097	BH07097	BH07098	BH07099	BH08004
				Sampled_Date	19/08/2020	26/02/2020	30/06/2020	22/07/2020	19/08/2020	18/03/2020	05/03/2020	25/06/2020	16/07/2020	18/08/2020	27/10/2020	05/03/2020	05/03/2020	26/11/2019	
				Sample_Depth	6.98	3.8	3	3.15	3.24	6.5	6.7	8	10	6.48	6.44	6.7	7.07	6	
				Avg															
				Arcadis GAC - Human Health - Residential	UK Drinking Water Standards	UK Estuaries and coastal waters EQS	UK Freshwater EQS												
Chem_Group	Analyte	Units	MDL																
	Isopyrazam	µg/l		-	-	-	-	-	-	-	-	-	-	-	-	-	-	-	-
	Kresoxim-methyl	µg/l		-	-	-	-	-	-	-	-	-	-	-	-	-	-	-	-
	Malaoxon	µg/l		-	-	-	-	-	-	-	-	-	-	-	-	-	-	-	-
	Mandipropamid	µg/l		-	-	-	-	-	-	-	-	-	-	-	-	-	-	-	-
	Mecarbam	µg/l		-	-	-	-	-	-	-	-	-	-	-	-	-	-	-	-
	Mesotrione	µg/l		-	-	-	-	-	-	-	-	-	-	-	-	-	-	-	-
	Metconazole	µg/l		-	-	-	-	-	-	-	-	-	-	-	-	-	-	-	-
	Methacriphos	µg/L	0.01	-	-	-	-	-	-	<0.01	-	-	-	-	-	-	-	-	-
	Metribuzin-desamino	µg/l		-	-	-	-	-	-	-	-	-	-	-	-	-	-	-	-
	Naptalam	µg/l		-	-	-	-	-	-	-	-	-	-	-	-	-	-	-	-
	Nicosulfuron	µg/l		-	-	-	-	-	-	-	-	-	-	-	-	-	-	-	-
	Nuarimol	µg/l		-	-	-	-	-	-	-	-	-	-	-	-	-	-	-	-
	Oxadixyl	µg/l		-	-	-	-	-	-	-	-	-	-	-	-	-	-	-	-
	Paraoxon-ethyl	µg/l		-	-	-	-	-	-	-	-	-	-	-	-	-	-	-	-
	Parathion-ethyl	µg/l		-	-	-	-	-	-	-	-	-	-	-	-	-	-	-	-
	Penconazole	µg/l		-	-	-	-	-	-	-	-	-	-	-	-	-	-	-	-
	Pencycuron	µg/l		-	-	-	-	-	-	-	-	-	-	-	-	-	-	-	-
	Phosphamidon II (E)	µg/l	0.01	-	-	-	-	-	-	-	-	-	-	-	-	-	-	-	-
	Pretilachlor	µg/l		-	-	-	-	-	-	-	-	-	-	-	-	-	-	-	-
	Primisulfuron-methyl	µg/l		-	-	-	-	-	-	-	-	-	-	-	-	-	-	-	-
	Prodiamine	µg/l		-	-	-	-	-	-	-	-	-	-	-	-	-	-	-	-
	Propaquizafop	µg/l		-	-	-	-	-	-	-	-	-	-	-	-	-	-	-	-
	Propetamphos	µg/L	0.01	-	-	-	-	-	-	<0.01	-	-	-	-	-	-	-	-	-
	Prosulfocarb	µg/l		-	-	-	-	-	-	-	-	-	-	-	-	-	-	-	-
	Prothioconazole	µg/l		-	-	-	-	-	-	-	-	-	-	-	-	-	-	-	-
	Pyribenzoxim	µg/l		-	-	-	-	-	-	-	-	-	-	-	-	-	-	-	-
	Quinmerac	µg/l		-	-	-	-	-	-	-	-	-	-	-	-	-	-	-	-
	Quizalofop	µg/l		-	-	-	-	-	-	-	-	-	-	-	-	-	-	-	-
	Rimsulfuron	µg/l		-	-	-	-	-	-	-	-	-	-	-	-	-	-	-	-
	Sebuthylazine	µg/l		-	-	-	-	-	-	-	-	-	-	-	-	-	-	-	-



				Location	BH07094	BH07095	BH07095	BH07095	BH07095	BH07095	BH07096	BH07097	BH07097	BH07097	BH07097	BH07097	BH07098	BH07099	BH08004
				Sampled Date	19/08/2020	26/02/2020	30/06/2020	22/07/2020	19/08/2020	18/03/2020	05/03/2020	25/06/2020	16/07/2020	18/08/2020	27/10/2020	05/03/2020	05/03/2020	26/11/2019	
				Sample Depth	6.98	3.8	3	3.15	3.24	6.5	6.7	8	10	6.48	6.44	6.7	7.07	6	
				Avg															
				Arcadis GAC - Human Health - Residential	UK Drinking Water Standards	UK Estuaries and coastal waters EQS	UK Freshwater EQS												
Chem_Group	Analyte	Units	MDL																
	Simazine-2-hydroxy	µg/l		-	-	-	-	-	-	-	-	-	-	-	-	-	-	-	-
	Sodium Acifluorfen	µg/L		-	-	-	-	-	-	-	-	-	-	-	-	-	-	-	-
	Sulfosulfuron	µg/l		-	-	-	-	-	-	-	-	-	-	-	-	-	-	-	-
	Tecnazene	µg/L	0.01				1 <sup>nd</sup>	1 <sup>nd</sup>		0.02									
	Teflubenzuron	µg/l		-	-	-	-	-	-	-	-	-	-	-	-	-	-	-	-
	Terbutylazine-desethyl	µg/l		-	-	-	-	-	-	-	-	-	-	-	-	-	-	-	-
	Terbutylazine-desethyl-2-hydroxy	µg/l		-	-	-	-	-	-	-	-	-	-	-	-	-	-	-	-
	Terbutylazine-hydroxy	µg/l		-	-	-	-	-	-	-	-	-	-	-	-	-	-	-	-
	Thiabendazole	µg/L					5 <sup>th</sup>	5 <sup>th</sup>											
	Thiamethoxam	µg/L		-	-	-	-	-	-	-	-	-	-	-	-	-	-	-	-
	Tribenuron-methyl	µg/L		-	-	-	-	-	-	-	-	-	-	-	-	-	-	-	-
	Trietazine	µg/L	0.01	-	-	-	-	-	-	-	-	-	-	-	-	-	-	-	-
	Trifloxysulfuron-sodium	µg/l		-	-	-	-	-	-	-	-	-	-	-	-	-	-	-	-
	Triflusulfuron-methyl	µg/l		-	-	-	-	-	-	-	-	-	-	-	-	-	-	-	-
	Triforine	µg/l		-	-	-	-	-	-	-	-	-	-	-	-	-	-	-	-
	Triticonazole	µg/l		-	-	-	-	-	-	-	-	-	-	-	-	-	-	-	-
	Desmetryn	mg/L		-	-	-	-	-	-	-	-	-	-	-	-	-	-	-	-
	Simetryn	mg/L		-	-	-	-	-	-	-	-	-	-	-	-	-	-	-	-
	Clothianidin	µg/L		-	-	-	-	-	-	-	-	-	-	-	-	-	-	-	-
	Cymoxanil	µg/L		-	-	-	-	-	-	-	-	-	-	-	-	-	-	-	-
	Fluazifop-butyl	µg/L		-	-	-	-	-	-	-	-	-	-	-	-	-	-	-	-
	Imazamethabenz-methyl	µg/L		-	-	-	-	-	-	-	-	-	-	-	-	-	-	-	-
	Mesosulfuron-methyl	µg/L		-	-	-	-	-	-	-	-	-	-	-	-	-	-	-	-
	Metamitron	µg/L		-	-	-	-	-	-	-	-	-	-	-	-	-	-	-	-
	Melobromuron	µg/L		-	-	-	-	-	-	-	-	-	-	-	-	-	-	-	-
	Monuron	µg/L		-	-	-	-	-	-	-	-	-	-	-	-	-	-	-	-
	Secbumeton	µg/L		-	-	-	-	-	-	-	-	-	-	-	-	-	-	-	-
	Spiroxamine	µg/L		-	-	-	-	-	-	-	-	-	-	-	-	-	-	-	-
	Clomazon	µg/L		-	-	-	-	-	-	-	-	-	-	-	-	-	-	-	-
	Metazachlor	µg/L	0.01	-	-	-	-	-	-	-	-	-	-	-	-	-	-	-	-

				Location	BH07094	BH07095	BH07095	BH07095	BH07095	BH07095	BH07096	BH07097	BH07097	BH07097	BH07097	BH07097	BH07098	BH07099	BH08004
				Sampled Date	19/08/2020	26/02/2020	30/06/2020	22/07/2020	19/08/2020	18/03/2020	05/03/2020	25/06/2020	16/07/2020	18/08/2020	27/10/2020	05/03/2020	05/03/2020	26/11/2019	
				Sample Time															
				Sample Depth Avg	6.98	3.8	3	3.15	3.24	6.5	6.7	8	10	6.48	6.44	6.7	7.07	6	
Chem_Group	Analyte	Units	MDL	Arcadis GAC - Human Health - Residential	UK Drinking Water Standards	UK Estuaries and coastal waters EQS	UK Freshwater EQS												
	Methabenzthiazuran	µg/L		-	-	-	-	-	-	-	-	-	-	-	-	-	-	-	-
	Iprovalicarb	µg/L		-	-	-	-	-	-	-	-	-	-	-	-	-	-	-	-
	Chloroxuron	µg/L		-	-	-	-	-	-	-	-	-	-	-	-	-	-	-	-
	Neburon	µg/L		-	-	-	-	-	-	-	-	-	-	-	-	-	-	-	-
	Metribuzin	µg/L		-	-	-	-	-	-	-	-	-	-	-	-	-	-	-	-
	2,3,6-Trichlorobenzoic Acid (Tba)	µg/L		-	-	-	-	-	-	-	-	-	-	-	-	-	-	-	-
	2,4,5-Trichlorophenoxy Acetic Acid	µg/L		-	-	-	-	-	-	-	-	-	-	-	-	-	-	-	-
	2,4,5-TP (Silvex)	µg/L		-	-	-	-	-	-	-	-	-	-	-	-	-	-	-	-
	Pyrimethanil	µg/L		-	-	-	-	-	-	-	-	-	-	-	-	-	-	-	-
	Hedonal	µg/L				0.3 <sup>#3</sup>	0.3 <sup>#3</sup>	-	-	-	-	-	-	-	-	-	-	-	-
	2,4-DDT	µg/L	0.01			0.00625 <sup>#49</sup>	0.00625 <sup>#49</sup>	-	-	-	<0.01	-	-	-	-	-	-	-	-
	Propachlor	µg/L	0.01					-	-	-	-	-	-	-	-	-	-	-	-
	Propamocarb	µg/L						-	-	-	-	-	-	-	-	-	-	-	-
	2,4-Dichlorprop	µg/L						-	-	-	-	-	-	-	-	-	-	-	-
	3-Hydroxy Carbofuran	µg/L						-	-	-	-	-	-	-	-	-	-	-	-
	4-(2,4-Dichlorophenoxy)butyric Acid (2,4-DB)	µg/L						-	-	-	-	-	-	-	-	-	-	-	-
	4,4-DDE	µg/L	0.01			0.00625 <sup>#49</sup>	0.00625 <sup>#49</sup>	-	-	-	<0.01	-	-	-	-	-	-	-	-
	4-Bromo-3,5-dimethylphenyl-N-methylcarbamate	µg/L						-	-	-	-	-	-	-	-	-	-	-	-
	a-BHC	µg/L	0.01					-	-	-	<0.01	-	-	-	-	-	-	-	-
	Acetochlor	µg/L						-	-	-	-	-	-	-	-	-	-	-	-
	Aldicarb	µg/L						-	-	-	-	-	-	-	-	-	-	-	-
	Aldicarb sulfone	µg/L						-	-	-	-	-	-	-	-	-	-	-	-
	Aldrin	µg/L	0.01			0.03 <sup>#1</sup>	0.00125 <sup>#50</sup>	0.0025 <sup>#51</sup>	-	-	-	<0.01	-	-	-	-	-	-	-
	Ametryn	µg/L						-	-	-	-	-	-	-	-	-	-	-	-
	Amidosulfuron	µg/L						-	-	-	-	-	-	-	-	-	-	-	-
	Acetamiprid	µg/L						-	-	-	-	-	-	-	-	-	-	-	-
	Aclonifen	µg/L						-	-	-	-	-	-	-	-	-	-	-	-
	Actril (loxynil)	µg/L					10 <sup>#4</sup>	10 <sup>#4</sup>	-	-	-	-	-	-	-	-	-	-	-
	Altraton	µg/L						-	-	-	-	-	-	-	-	-	-	-	-
	Atrazine	µg/L	0.01				0.6 <sup>#3</sup>	0.6 <sup>#3</sup>	-	-	-	-	-	-	-	-	-	-	-

				Location	BH07094	BH07095	BH07095	BH07095	BH07095	BH07095	BH07096	BH07097	BH07097	BH07097	BH07097	BH07097	BH07098	BH07099	BH08004
				Sampled Date	19/08/2020	26/02/2020	30/06/2020	22/07/2020	19/08/2020	18/03/2020	05/03/2020	25/06/2020	16/07/2020	18/08/2020	27/10/2020	05/03/2020	05/03/2020	26/11/2019	
				Sample Depth	6.98	3.8	3	3.15	3.24	6.5	6.7	8	10	6.48	6.44	6.7	7.07	6	
				Avg															
Chem_Group	Analyte	Units	MDL	Arcadis GAC - Human Health - Residential	UK Drinking Water Standards	UK Estuaries and coastal waters EQS	UK Freshwater EQS												
	Azinophos methyl	µg/L	0.01			0.01 <sup>#6</sup>	0.01 <sup>#6</sup>	-	-	-	-	-	<0.01	-	-	-	-	-	-
	Baygon	µg/L						-	-	-	-	-	-	-	-	-	-	-	-
	b-BHC	µg/L	0.01					-	-	-	-	-	<0.01	-	-	-	-	-	-
	Benazolin	µg/L						-	-	-	-	-	-	-	-	-	-	-	-
	Bendiocarb	µg/L						-	-	-	-	-	-	-	-	-	-	-	-
	Bentazone	µg/L	0.02			500 <sup>#4</sup>	500 <sup>#4</sup>	-	-	-	-	-	<0.02	-	-	-	-	-	-
	Bidrin	µg/L						-	-	-	-	-	-	-	-	-	-	-	-
	Bromacil	µg/L						-	-	-	-	-	-	-	-	-	-	-	-
	Bromazil	µg/L						-	-	-	-	-	-	-	-	-	-	-	-
	Bromophos-ethyl	µg/L						-	-	-	-	-	-	-	-	-	-	-	-
	Bromoxynil	µg/L				100 <sup>#4</sup>	100 <sup>#4</sup>	-	-	-	-	-	-	-	-	-	-	-	-
	Carbaryl	µg/L						-	-	-	-	-	-	-	-	-	-	-	-
	Carbendazim	µg/L					0.15 <sup>#4</sup>	-	-	-	-	-	-	-	-	-	-	-	-
	Carbetamide	µg/L						-	-	-	-	-	-	-	-	-	-	-	-
	Carbofuran	µg/L						-	-	-	-	-	-	-	-	-	-	-	-
	Carbophenothion	µg/L	0.01					-	-	-	-	-	<0.01	-	-	-	-	-	-
	Carboxin	µg/L						-	-	-	-	-	-	-	-	-	-	-	-
	Chlorbromuron	µg/L						-	-	-	-	-	-	-	-	-	-	-	-
	chlordane	µg/L	0.01					-	-	-	-	-	<0.01	-	-	-	-	-	-
	Chlordane (cis)	µg/L	0.01					-	-	-	-	-	0.11	-	-	-	-	-	-
	Azinphos Ethyl	µg/L	0.01					-	-	-	-	-	<0.01	-	-	-	-	-	-
	Chlordane (trans)	µg/L	0.01					-	-	-	-	-	-	-	-	-	-	-	-
	Chlorfenvinphos	µg/L	0.01			0.1 <sup>#3</sup>	0.1 <sup>#3</sup>	-	-	-	-	-	<0.01	-	-	-	-	-	-
	Chloridazon	µg/L						-	-	-	-	-	-	-	-	-	-	-	-
	Chlorotoluron	µg/L				2 <sup>#4</sup>	2 <sup>#4</sup>	-	-	-	-	-	-	-	-	-	-	-	-
	Chlorpyrifos	µg/L	0.01			0.03 <sup>#3</sup>		-	-	-	-	-	<0.01	-	-	-	-	-	-
	Chlorpyrifos-methyl	µg/L	0.01					-	-	-	-	-	<0.01	-	-	-	-	-	-
	Chlorsulfuron	µg/L						-	-	-	-	-	-	-	-	-	-	-	-
	Clopyralid	µg/L						-	-	-	-	-	-	-	-	-	-	-	-
	Coumaphos	µg/L	0.01			0.03 <sup>#4</sup>	0.03 <sup>#4</sup>	-	-	-	-	-	-	-	-	-	-	-	-

				Location	BH07094	BH07095	BH07095	BH07095	BH07095	BH07095	BH07096	BH07097	BH07097	BH07097	BH07097	BH07097	BH07098	BH07099	BH08004
				Sampled Date	19/08/2020	26/02/2020	30/06/2020	22/07/2020	19/08/2020	19/08/2020	18/03/2020	05/03/2020	25/06/2020	16/07/2020	18/08/2020	27/10/2020	05/03/2020	05/03/2020	26/11/2019
				Sample Depth	6.98	3.8	3	3.15	3.24	6.5	6.7	8	10	6.48	6.44	6.7	7.07	6	
				Avg															
Chem_Group	Analyte	Units	MDL	Arcadis GAC - Human Health - Residential	UK Drinking Water Standards	UK Estuaries and coastal waters EQS	UK Freshwater EQS												
	Cyanazine	µg/L	0.01					-	-	-	-	-	-	-	-	-	-	-	-
	Cyproconazole	µg/L						-	-	-	-	-	-	-	-	-	-	-	-
	Cyromazine	µg/L						-	-	-	-	-	-	-	-	-	-	-	-
	d-BHC	µg/L	0.01					-	-	-	<0.01	-	-	-	-	-	-	-	-
	DDD	µg/L	0.01			0.00625 <sup>#49</sup>	0.00625 <sup>#49</sup>	-	-	-	<0.01	-	-	-	-	-	-	-	-
	DDT	µg/L	0.01			0.01 <sup>#52</sup>	0.01 <sup>#52</sup>	-	-	-	<0.01	-	-	-	-	-	-	-	-
	Deisopropylatrazine	µg/L						-	-	-	-	-	-	-	-	-	-	-	-
	Chlorothalonil	µg/L	0.01				0.035 <sup>#3</sup>	-	-	-	0.08	-	-	-	-	-	-	-	-
	Deethylatrazine	µg/L						-	-	-	-	-	-	-	-	-	-	-	-
	Demeton-S-methyl	µg/L	0.01					-	-	-	-	-	-	-	-	-	-	-	-
	Diazinon	µg/L	0.01			0.01 <sup>#3</sup>	0.01 <sup>#3</sup>	-	-	-	<0.01	-	-	-	-	-	-	-	-
	Dicamba	µg/L						-	-	-	-	-	-	-	-	-	-	-	-
	Dichlobenil	µg/L	0.01					-	-	-	<0.01	-	-	-	-	-	-	-	-
	cis-Permethrin	µg/L	0.01					-	-	-	<0.01	-	-	-	-	-	-	-	-
	Dichlorvos	µg/L	0.01			0.04 <sup>#4</sup>	0.001 <sup>#4</sup>	-	-	-	<0.01	-	-	-	-	-	-	-	-
	Diclofop	µg/L						-	-	-	-	-	-	-	-	-	-	-	-
	Dieldrin	µg/L	0.01			0.03 <sup>#1</sup>	0.00125 <sup>#50</sup>	0.0025 <sup>#51</sup>	-	-	<0.01	-	-	-	-	-	-	-	-
	Difenoconazole	µg/L						-	-	-	-	-	-	-	-	-	-	-	-
	Difenoconazole	µg/L						-	-	-	-	-	-	-	-	-	-	-	-
	Diflubenzuron	µg/L				0.005 <sup>#4</sup>	0.001 <sup>#4</sup>	-	-	-	-	-	-	-	-	-	-	-	-
	Diflufenican	µg/L						-	-	-	-	-	-	-	-	-	-	-	-
	Dimethoate	µg/L	0.01			0.48	0.48 <sup>#2</sup>	-	-	-	<0.01	-	-	-	-	-	-	-	-
	Dinoseb	µg/L						-	-	-	-	-	-	-	-	-	-	-	-
	Disulfoton	µg/L	0.01					-	-	-	-	-	-	-	-	-	-	-	-
	Diuron	µg/L				0.48 <sup>#3</sup>	0.48 <sup>#3</sup>	-	-	-	-	-	-	-	-	-	-	-	-
	Endosulfan I	µg/L	0.01					-	-	-	<0.01	-	-	-	-	-	-	-	-
	Endosulfan II	µg/L	0.01					-	-	-	<0.01	-	-	-	-	-	-	-	-
	Endosulfan sulphate	µg/L	0.01					-	-	-	<0.01	-	-	-	-	-	-	-	-
	Endrin	µg/L	0.01			0.00125 <sup>#50</sup>	0.0025 <sup>#51</sup>	-	-	-	<0.01	-	-	-	-	-	-	-	-
	Endrin ketone	µg/L	0.01					-	-	-	<0.01	-	-	-	-	-	-	-	-

				Location	BH07094	BH07095	BH07095	BH07095	BH07095	BH07095	BH07096	BH07097	BH07097	BH07097	BH07097	BH07097	BH07098	BH07099	BH08004
				Sampled Date	19/08/2020	26/02/2020	30/06/2020	22/07/2020	19/08/2020	19/08/2020	18/03/2020	05/03/2020	25/06/2020	16/07/2020	18/08/2020	27/10/2020	05/03/2020	05/03/2020	26/11/2019
				Sample Depth	6.98	3.8	3	3.15	3.24	6.5	6.7	8	10	6.48	6.44	6.7	7.07	6	
				Avg															
				Arcadis GAC - Human Health - Residential	UK Drinking Water Standards	UK Estuaries and coastal waters EQS	UK Freshwater EQS												
Chem_Group	Analyte	Units	MDL																
	s-Ethyl dipropylthiocarbamate	µg/L		-	-	-	-	-	-	-	-	-	-	-	-	-	-	-	-
	Ethiofencarb	µg/L		-	-	-	-	-	-	-	-	-	-	-	-	-	-	-	-
	Ethion	µg/L	0.01	-	-	-	-	-	-	<0.01	-	-	-	-	-	-	-	-	-
	Ethoprop	µg/L		-	-	-	-	-	-	-	-	-	-	-	-	-	-	-	-
	Ethofumesate	µg/L		-	-	-	-	-	-	-	-	-	-	-	-	-	-	-	-
	Etridiazole	µg/L	0.01	-	-	-	-	-	-	-	-	-	-	-	-	-	-	-	-
	Fenamiphos	µg/L		-	-	-	-	-	-	-	-	-	-	-	-	-	-	-	-
	Fenarimol	µg/L		-	-	-	-	-	-	-	-	-	-	-	-	-	-	-	-
	Fenitrothion	µg/L	0.01			0.01 <sup>#4</sup>	0.01 <sup>#4</sup>	-	-	<0.01	-	-	-	-	-	-	-	-	-
	Fensulfothion	µg/L		-	-	-	-	-	-	-	-	-	-	-	-	-	-	-	-
	Fenhexamid	µg/L		-	-	-	-	-	-	-	-	-	-	-	-	-	-	-	-
	Fenoxycarb	µg/L		-	-	-	-	-	-	-	-	-	-	-	-	-	-	-	-
	Fenthion	µg/L	0.01	-	-	-	-	-	-	<0.01	-	-	-	-	-	-	-	-	-
	Fenpropimorf	µg/L		-	-	-	-	-	-	-	-	-	-	-	-	-	-	-	-
	Fluroxypyr	µg/L	0.03	-	-	-	-	-	-	<0.03	-	-	-	-	-	-	-	-	-
	Flutolanil	µg/L		-	-	-	-	-	-	-	-	-	-	-	-	-	-	-	-
	Fonofos	µg/L		-	-	-	-	-	-	-	-	-	-	-	-	-	-	-	-
	g-BHC (Lindane)	µg/L	0.01	-	-	-	-	-	-	<0.01	-	-	-	-	-	-	-	-	-
	Haloxypop-methyl	µg/L		-	-	-	-	-	-	-	-	-	-	-	-	-	-	-	-
	Thifensulfuron	µg/L		-	-	-	-	-	-	-	-	-	-	-	-	-	-	-	-
	Heptachlor	µg/L	0.01			0.03 <sup>#1</sup>		-	-	<0.01	-	-	-	-	-	-	-	-	-
	Hexaconazole	µg/L		-	-	-	-	-	-	-	-	-	-	-	-	-	-	-	-
	Hexazinone	µg/L		-	-	-	-	-	-	-	-	-	-	-	-	-	-	-	-
	Hydroxyatrazine	µg/L		-	-	-	-	-	-	-	-	-	-	-	-	-	-	-	-
	Iprodione	µg/L		-	-	-	-	-	-	-	-	-	-	-	-	-	-	-	-
	Isodrin	µg/L	0.01			0.00125 <sup>#50</sup>	0.0025 <sup>#51</sup>	-	-	<0.01	-	-	-	-	-	-	-	-	-
	Isoproturon	µg/L				0.3 <sup>#3</sup>	0.3 <sup>#3</sup>	-	-	-	-	-	-	-	-	-	-	-	-
	Linuron	µg/L				0.5 <sup>#3</sup>	0.5 <sup>#3</sup>	-	-	-	-	-	-	-	-	-	-	-	-
	Malathion	µg/L	0.01			0.02 <sup>#4</sup>	0.01 <sup>#4</sup>	-	-	<0.01	-	-	-	-	-	-	-	-	-
	2-Methyl-4-chlorophenoxyacetic acid	µg/L		-	-	-	-	-	-	-	-	-	-	-	-	-	-	-	-

				Location	BH07094	BH07095	BH07095	BH07095	BH07095	BH07095	BH07096	BH07097	BH07097	BH07097	BH07097	BH07097	BH07098	BH07099	BH08004
				Sampled Date	19/08/2020	26/02/2020	30/06/2020	22/07/2020	19/08/2020	18/03/2020	05/03/2020	25/06/2020	16/07/2020	18/08/2020	27/10/2020	05/03/2020	05/03/2020	26/11/2019	
				Sample Depth	6.98	3.8	3	3.15	3.24	6.5	6.7	8	10	6.48	6.44	6.7	7.07	6	
				Avg															
				Arcadis GAC - Human Health - Residential	UK Drinking Water Standards	UK Estuaries and coastal waters EQS	UK Freshwater EQS												
Chem_Group	Analyte	Units	MDL																
	2-Methyl-4-Chlorophenoxy Butanoic Acid	µg/L		-	-	-	-	-	-	-	-	-	-	-	-	-	-	-	-
	Mecoprop	µg/L				18 <sup>#3</sup>	18 <sup>#3</sup>	-	-	-	-	-	-	-	-	-	-	-	-
	Mefenpyr-diethyl	µg/L		-	-	-	-	-	-	-	-	-	-	-	-	-	-	-	-
	Metachlor	µg/L	0.01			0.3 <sup>#3</sup>	0.3 <sup>#3</sup>	-	-	-	-	-	-	-	-	-	-	-	-
	Metalaxyl	µg/L		-	-	-	-	-	-	-	-	-	-	-	-	-	-	-	-
	Methamidophos	µg/L		-	-	-	-	-	-	-	-	-	-	-	-	-	-	-	-
	Methidathion	µg/L		-	-	-	-	-	-	-	-	-	-	-	-	-	-	-	-
	Methiocarb	µg/L					0.01 <sup>#4</sup>	-	-	-	-	-	-	-	-	-	-	-	-
	Methomyl	µg/L		-	-	-	-	-	-	-	-	-	-	-	-	-	-	-	-
	Methoxychlor	µg/L	0.01	-	-	-	-	-	-	<0.01	-	-	-	-	-	-	-	-	-
	Methoxyfenozone	µg/L		-	-	-	-	-	-	-	-	-	-	-	-	-	-	-	-
	Methyl parathion	µg/L	0.01	-	-	-	-	-	-	<0.01	-	-	-	-	-	-	-	-	-
	Metolachlor	µg/L		-	-	-	-	-	-	-	-	-	-	-	-	-	-	-	-
	Metoxuron	µg/L		-	-	-	-	-	-	-	-	-	-	-	-	-	-	-	-
	Metsulfuron Methyl	µg/L		-	-	-	-	-	-	-	-	-	-	-	-	-	-	-	-
	Mevinphos (Phosdrin)	µg/L	0.01				0.02(MAC) <sup>#53</sup>	-	-	-	-	<0.01	-	-	-	-	-	-	-
	Molinate	µg/L		-	-	-	-	-	-	-	-	-	-	-	-	-	-	-	-
	Monlinuran	µg/L		-	-	-	-	-	-	-	-	-	-	-	-	-	-	-	-
	Monocrotophos	µg/L		-	-	-	-	-	-	-	-	-	-	-	-	-	-	-	-
	Napropamide	µg/L		-	-	-	-	-	-	-	-	-	-	-	-	-	-	-	-
	Flusilazole (NuStar)	µg/L		-	-	-	-	-	-	-	-	-	-	-	-	-	-	-	-
	o,p-DDD	µg/L	0.01	-	-	-	-	-	-	<0.01	-	-	-	-	-	-	-	-	-
	o,p'-DDE	µg/L	0.01	-	-	-	-	-	-	<0.01	-	-	-	-	-	-	-	-	-
	o,p-Methoxychlor	µg/L	0.01	-	-	-	-	-	-	-	-	-	-	-	-	-	-	-	-
	Omethoate	µg/L	0.01				0.01 <sup>#4</sup>	-	-	-	-	-	-	-	-	-	-	-	-
	Oxamyl	µg/L		-	-	-	-	-	-	-	-	-	-	-	-	-	-	-	-
	Paclobutrazol	µg/L		-	-	-	-	-	-	-	-	-	-	-	-	-	-	-	-
	Methyl Paraaxon	µg/L		-	-	-	-	-	-	-	-	-	-	-	-	-	-	-	-
	Parathion	µg/L	0.01	-	-	-	-	-	-	<0.01	-	-	-	-	-	-	-	-	-
	Pendimethalin	µg/L	0.01				0.3 <sup>#3</sup>	-	-	<0.01	-	-	-	-	-	-	-	-	-

				Location	BH07094	BH07095	BH07095	BH07095	BH07095	BH07095	BH07096	BH07097	BH07097	BH07097	BH07097	BH07097	BH07098	BH07099	BH08004
				Sampled Date	19/08/2020	26/02/2020	30/06/2020	22/07/2020	19/08/2020	18/03/2020	05/03/2020	25/06/2020	16/07/2020	18/08/2020	27/10/2020	05/03/2020	05/03/2020	26/11/2019	
				Sample Depth	6.98	3.8	3	3.15	3.24	6.5	6.7	8	10	6.48	6.44	6.7	7.07	6	
				Avg															
Chem_Group	Analyte	Units	MDL	Arcadis GAC - Human Health - Residential	UK Drinking Water Standards	UK Estuaries and coastal waters EQS	UK Freshwater EQS												
	Imidacloprid	µg/L						-	-	-	-	-	-	-	-	-	-	-	-
	Permethrin	µg/L	0.01			0.0002 <sup>#4</sup>	0.001 <sup>#4</sup>	-	-	-	-	-	-	-	-	-	-	-	-
	Permethrin II	µg/L	0.01					-	-	-	<0.01	-	-	-	-	-	-	-	-
	Phorate	µg/L	0.01					-	-	-	<0.1	-	-	-	-	-	-	-	-
	Phosmet	µg/L						-	-	-	-	-	-	-	-	-	-	-	-
	Lenacil	µg/L						-	-	-	-	-	-	-	-	-	-	-	-
	Picloram	µg/L						-	-	-	-	-	-	-	-	-	-	-	-
	Picoxystrobin	µg/L						-	-	-	-	-	-	-	-	-	-	-	-
	Pirimicarb	µg/L				1 <sup>#4</sup>	1 <sup>#4</sup>	-	-	-	-	-	-	-	-	-	-	-	-
	Pirimiphos-methyl	µg/L	0.01			0.015 <sup>#4</sup>	0.015 <sup>#4</sup>	-	-	-	<0.01	-	-	-	-	-	-	-	-
	Pirimiphos-ethyl	µg/L	0.01					-	-	-	<0.01	-	-	-	-	-	-	-	-
	Prochloraz	µg/L				4 <sup>#4</sup>	4 <sup>#4</sup>	-	-	-	-	-	-	-	-	-	-	-	-
	Profenofos	µg/L						-	-	-	-	-	-	-	-	-	-	-	-
	Promecarb	µg/L						-	-	-	-	-	-	-	-	-	-	-	-
	Prometon	µg/L						-	-	-	-	-	-	-	-	-	-	-	-
	Prometryn	µg/L	0.01					-	-	-	-	-	-	-	-	-	-	-	-
	Pronamide	µg/L	0.01			100 <sup>#4</sup>	100 <sup>#4</sup>	-	-	-	<0.01	-	-	-	-	-	-	-	-
	Propanil	µg/L						-	-	-	-	-	-	-	-	-	-	-	-
	Propazine	µg/L	0.01					-	-	-	-	-	-	-	-	-	-	-	-
	Propham	µg/L						-	-	-	-	-	-	-	-	-	-	-	-
	Propiconazole	µg/L						-	-	-	-	-	-	-	-	-	-	-	-
	Propoxycarbazone-sodium	µg/L						-	-	-	-	-	-	-	-	-	-	-	-
	Pursuit	µg/L						-	-	-	-	-	-	-	-	-	-	-	-
	Pyriproxyfen	µg/L						-	-	-	-	-	-	-	-	-	-	-	-
	Quinclorac	µg/L						-	-	-	-	-	-	-	-	-	-	-	-
	Quinoxifen	µg/L						-	-	-	-	-	-	-	-	-	-	-	-
	Savey	µg/L						-	-	-	-	-	-	-	-	-	-	-	-
	Sethoxydim	µg/L						-	-	-	-	-	-	-	-	-	-	-	-
	Simazine	µg/L	0.01			1 <sup>#3</sup>	1 <sup>#3</sup>	-	-	-	-	-	-	-	-	-	-	-	-
	Tebuthiuron	µg/L						-	-	-	-	-	-	-	-	-	-	-	-

				Location	BH07094	BH07095	BH07095	BH07095	BH07095	BH07095	BH07096	BH07097	BH07097	BH07097	BH07097	BH07097	BH07098	BH07099	BH08004	
				Sampled Date	19/08/2020	26/02/2020	30/06/2020	22/07/2020	19/08/2020	19/08/2020	18/03/2020	05/03/2020	25/06/2020	16/07/2020	18/08/2020	27/10/2020	05/03/2020	05/03/2020	26/11/2019	
				Sample Time																
				Sample Depth Avg	6.98	3.8	3	3.15	3.24	6.5	6.7	8	10	6.48	6.44	6.7	7.07	6		
				Arcadis GAC - Human Health - Residential	UK Drinking Water Standards	UK Estuaries and coastal waters EQS	UK Freshwater EQS													
Chem_Group	Analyte	Units	MDL																	
	Terbutryn	µg/L	0.01	-	-	-	-	-	-	-	-	-	-	-	-	-	-	-	-	-
	Terbutylazine	µg/L		-	-	-	-	-	-	-	-	-	-	-	-	-	-	-	-	-
	Phosalone	µg/L	0.01	-	-	-	-	-	-	<0.01	-	-	-	-	-	-	-	-	-	-
	Phosphamidon	µg/L	0.01	-	-	-	-	-	-	<0.01	-	-	-	-	-	-	-	-	-	-
	Thiobencarb	µg/L		-	-	-	-	-	-	-	-	-	-	-	-	-	-	-	-	-
	Thiophanate-methyl	µg/L		-	-	-	-	-	-	-	-	-	-	-	-	-	-	-	-	-
	Triadimefon	µg/L	0.01	-	-	-	-	-	-	<0.01	-	-	-	-	-	-	-	-	-	-
	Triadimenol	µg/L		-	-	-	-	-	-	-	-	-	-	-	-	-	-	-	-	-
	Triallate	µg/L	0.01			0.25 <sup>#4</sup>	0.25 <sup>#4</sup>	-	-	<0.01	-	-	-	-	-	-	-	-	-	-
	Triasulfuron	µg/L		-	-	-	-	-	-	-	-	-	-	-	-	-	-	-	-	-
	Tributyl phosphate	µg/L	0.1			50 <sup>#4</sup>	50 <sup>#4</sup>	-	-	-	-	-	-	-	-	-	-	-	-	-
	Triclopyr	µg/L	0.03	-	-	-	-	-	-	0.04	-	-	-	-	-	-	-	-	-	-
	Triclosan	µg/L		-	-	-	-	-	-	-	-	-	-	-	-	-	-	-	-	-
	Trifluralin	µg/L	0.01			0.03 <sup>#3</sup>	0.03 <sup>#3</sup>	-	-	<0.01	-	-	-	-	-	-	-	-	-	-
	Tebuconazole	µg/L		-	-	-	-	-	-	-	-	-	-	-	-	-	-	-	-	-
	Telodrin	µg/L	0.01	-	-	-	-	-	-	-	-	-	-	-	-	-	-	-	-	-
	Triazophos	µg/L	0.01			0.005 <sup>#4</sup>	0.005 <sup>#4</sup>	-	-	<0.01	-	-	-	-	-	-	-	-	-	-
	Tricyclazole	µg/L		-	-	-	-	-	-	-	-	-	-	-	-	-	-	-	-	-
Surrogate	Surrogate Value	%		81.7	-	90.7	51.9	68.5	-	-	64	69.8	99.1	-	-	-	-	-	-	-
SVOC TIC	SVOC TICS - Detect	Detect		0	-	0	0	0	-	-	0	0	0	-	-	-	-	-	-	-
	SVOC Tentatively Identified Compounds	µg/L	10	<40	-	<20	<80	<10	-	-	<100	<40	<40	-	-	-	-	-	-	-
VOC TIC	VOC TICS - Detect	Detect		0	-	0	0	0	-	-	0	0	0	-	-	-	-	-	-	-
	VOC Tentatively Identified Compounds	µg/l	10	<10	-	<10	<10	<10	-	-	<10	<10	<10	-	-	-	-	-	-	-
NA	Potassium Perfluoropentane-1-Sulphonate	µg/L	0.002	-	-	-	-	-	-	-	-	-	<0.005	-	-	-	-	-	-	-
Other	Temperature	°C		-	18.7	-	-	-	19.5	19.7	-	-	-	-	-	19.7	19.1	-	-	-
	Biochemical Oxygen Demand (5-day test)	µg/L	1000	-	<2900	-	-	-	11,500	6500	-	-	-	3990	14,800	41,300 - 41,500	11,800	-	-	-
	Redox	mV		110	-	146	153	82	-	-	140	85	26	-	-	-	-	-	-	-
	Salinity (no units)	PSS-78		-	-	<8	<8	-	-	-	5.56	<8	-	-	-	-	-	-	-	-
	Conductivity @ 25°C	mS/cm	0.01	-	3.11	-	-	-	3.32	10.3	-	-	-	-	-	8.89	11.1 - 11.4	3.03	-	-
	Conductivity @ 20°C	µS/cm	5	7990	-	2650	2520	2670	-	-	8780	8690	8500	8660	-	-	-	-	-	-



				Location	BH07094	BH07095	BH07095	BH07095	BH07095	BH07096	BH07097	BH07097	BH07097	BH07097	BH07097	BH07098	BH07099	BH08004			
				Sampled Date	19/08/2020	26/02/2020	30/06/2020	22/07/2020	19/08/2020	18/03/2020	05/03/2020	25/06/2020	16/07/2020	18/08/2020	27/10/2020	05/03/2020	05/03/2020	26/11/2019			
				Sample Depth	6.98	3.8	3	3.15	3.24	6.5	6.7	8	10	6.48	6.44	6.7	7.07	6			
				Avg																	
Chem_Group	Analyte	Units	MDL	Arcadis GAC - Human Health - Residential	UK Drinking Water Standards	UK Estuaries and coastal waters EQS	UK Freshwater EQS														
	Total Dissolved Solids (Filtered)	mg/L	5					4830	2810	2510	2650	2580	3120	5560	5120	6120	5280	5230	5250	5710 - 7110	-
	Biological Oxygen Demand	mg/L	1					2.11	-	4.27	3.88	5.96	-	-	<3	2.75	3.56	-	-	-	-
	Chemical Oxygen Demand	mg/L	5					284	105	207	216	229	92	306	230	298	409	331	330	686 - 742	11
	Dissolved Organic Carbon (Filtered)	µg/L	200					74,100	69,000	73,000	75,000	83,100	41,000	94,000	98,600	91,600	100,000	99,500	110,000	230,000 - 240,000	7800
	6:2 Fluorotelomer Sulfonate (6:2 FTS)	µg/L	0.002					-	-	-	-	-	-	-	<0.005	-	-	-	-	-	-
	pH (Lab)	pH_Units	0		6.5-9.5 <sup>#1</sup>	6-8.5(MAC) <sup>#53</sup>	6-9(MAC) <sup>#53</sup>	7.37	9.7	9.77	9.8	10.1	6.9	7.3	7.36	7.3	7.28	7.22	7.1	7.2	7.2
	Salinity	ppt (thousand)	0.1					-	<0.2	-	-	-	<2	6.5	-	-	-	-	5.6	7.2 - 7.4	-

Legend

36.2	Results exceeds GAC.
<50	Results MDL is greater than GAC.
-	Determinand has not been tested for.

Notes

A range is given where a determinand has been analysed for by more than one method.

				Location	BH08004	BH08004	BH08004	BH08008	BH08008	BH08008	BH08008	BH08008	BH08008	BH08010	BH08013	BH08013	BH08013	BH08013	BH08013		
				Sampled_Date	02/07/2020	29/07/2020	25/08/2020	26/11/2019	26/11/2019	08/07/2020	29/07/2020	25/08/2020	26/01/2021	26/11/2019	08/07/2020	29/07/2020	29/07/2020	29/07/2020	25/08/2020		
				Time																	
				Sample_Depth	15	1.26	1.23	7	7	15.5	1.6	1.55	0	5	12	1.63	1.63	1.59			
				Avg																	
				Arcadis GAC - Human Health - Residential	UK Drinking Water Standards	UK Estuaries and coastal waters EQS	UK Freshwater EQS														
Chem_Group	Analyte	Units	MDL																		
Metals	Antimony (Filtered)	µg/L	1		5 <sup>#1</sup>		-	-	-	-	-	-	-	-	-	-	-	-	-		
	Arsenic	µg/L	1	NVP <sup>#2</sup>	10 <sup>#1</sup>	25 <sup>#3</sup>	50 <sup>#3</sup>	4.7	3.67	4.48	5	3	7.78	6.19	4.87	<12	3	2.22	<2	<2	5.18
	Arsenic (Filtered)	µg/L	0.5	NVP <sup>#2</sup>	10 <sup>#1</sup>	25 <sup>#3</sup>	50 <sup>#3</sup>	3.96	3.63	4.05	2	2	4.91	5.12	4.38	2.98	2	1.49	1.57	1.61	2.01
	Boron	µg/L	10	NVP <sup>#2</sup>	1000 <sup>#1</sup>	7000 <sup>#4</sup>	2000 <sup>#4</sup>	242	236	234	320	250	349	318	285	2150	390	358	322	309	354
	Boron (Filtered)	µg/L	10	NVP <sup>#2</sup>	1000 <sup>#1</sup>	7000 <sup>#4</sup>	2000 <sup>#4</sup>	212	-	229	-	-	317	-	286	-	-	349	-	-	369
	Cadmium	µg/L	0.02	NVP <sup>#2</sup>	5 <sup>#1</sup>	0.2 <sup>#5</sup>	0.08 <sup>#6</sup>	<0.5	<0.5	<0.5	<0.02	<0.02	<0.5	<0.5	<0.5	<3	<0.02	<0.5	<0.5	<0.5	<0.5
	Cadmium (Filtered)	µg/L	0.02	NVP <sup>#2</sup>	5 <sup>#1</sup>	0.2 <sup>#5</sup>	0.08 <sup>#6</sup>	<0.08	<0.08	<0.08	<0.02	<0.02	<0.08	<0.08	<0.08	<0.08	<0.02	<0.08	<0.08	<0.08	<0.08
	Chromium (hexavalent) (Filtered)	µg/L	3	NVP <sup>#2</sup>		0.6 <sup>#5</sup>	3.4 <sup>#5</sup>	<3	<3	<3	<3	<3	<3	<3	<3	<3	<3	<3	<3	<3	<3
	Chromium	µg/L	1	NVP <sup>#2</sup>	50 <sup>#1</sup>	0.6 <sup>#5</sup>	3.4 <sup>#7</sup>	<3	<3	3.49	<1	<1	7.57	4.58	<3	<18	<1	<3	<3	<3	7.22
	Chromium (Filtered)	µg/L	1	NVP <sup>#2</sup>	50 <sup>#1</sup>	0.6 <sup>#5</sup>	3.4 <sup>#7</sup>	<1	<1	<1	<1	<1	<1	<1	<1	1.02	<1	<1	<1	<1	<1
	Chromium (Trivalent) (Filtered)	µg/L	3	NVP <sup>#2</sup>			4.7 <sup>#5</sup>	<3	<3	<3	-	-	<3	<3	<3	<3	-	<3	<3	<3	<3
	Cobalt (Filtered)	µg/L	0.5			3 <sup>#8</sup>	3 <sup>#8</sup>	<0.5	<0.5	0.559	4	7	2.52	2.74	2.14	0.752	1	<0.5	0.565	0.625	<0.5
	Copper	µg/L	1	NVP <sup>#2</sup>	2000 <sup>#1</sup>	3.76 <sup>#9</sup>	1(bio) <sup>#10</sup>	<1	<1	<1	2	<1	5.86	3.43	<1	<6	<1	1.36	1.45	1.6	4.31
	Copper (Filtered)	µg/L	0.3	NVP <sup>#2</sup>	2000 <sup>#1</sup>	3.76 <sup>#9</sup>	1(bio) <sup>#10</sup>	<0.3	<0.3	<0.3	<1	<1	<0.3	<0.3	<0.3	<0.3	<1	<0.3	<0.3	<0.3	<0.3
	Iron (Filtered)	µg/L	10		200 <sup>#1</sup>	1000 <sup>#3</sup>	1000 <sup>#3</sup>	12,900	13,400	12,400	7030	6190	24,800	25,000	20,200	8080	27,700	31,300	17,000	17,200	31,000
	Lead	µg/L	1	NVP <sup>#2</sup>	10 <sup>#1</sup>	1.3 <sup>#5</sup>	1.2(bio) <sup>#10</sup>	-	-	-	-	-	-	-	-	-	-	-	-	-	-
	Lead (Filtered)	µg/L	0.2	NVP <sup>#2</sup>	10 <sup>#1</sup>	1.3 <sup>#5</sup>	1.2(bio) <sup>#10</sup>	<0.2	<0.2	<0.2	<1	<1	<0.2	<0.2	<0.2	<0.2	<1	<0.2	<0.2	<0.2	<0.2
	Manganese	µg/L	1		50 <sup>#1</sup>		123(bio) <sup>#11</sup>	577	508	490	1052	979	846	731	701	634	536	357	305	303	394
	Manganese (Filtered)	µg/L	2		50 <sup>#1</sup>		123(bio) <sup>#11</sup>	534	-	502	840	900	709	-	702	-	450	308	-	-	355
	Mercury	µg/L	0.02	9.7 <sup>#12</sup>	1 <sup>#1</sup>	0.07(MAC) <sup>#13</sup>	0.07(MAC) <sup>#13</sup>	<0.02	<0.02	<0.02	<0.03	<0.03	<0.02	<0.02	<0.02	<0.02	<0.03	<0.02	<0.02	<0.02	<0.02
	Mercury (Filtered)	µg/L	0.01	9.7 <sup>#12</sup>	1 <sup>#1</sup>	0.07(MAC) <sup>#13</sup>	0.07(MAC) <sup>#13</sup>	<0.01	<0.01	<0.01	<0.03	<0.03	<0.01	<0.01	<0.01	<0.01	<0.03	<0.01	<0.01	<0.01	<0.01
	Molybdenum (Filtered)	µg/L	1	NVP <sup>#2</sup>	70 <sup>#11</sup>			-	-	-	-	-	-	-	-	-	-	-	-	-	-
	Nickel	µg/L	1	NVP <sup>#2</sup>	20 <sup>#1</sup>	8.6 <sup>#5</sup>	4(bio) <sup>#10</sup>	<1	<1	<1	2	1	7.92	4.32	1.59	<6	<1	1.39	1.67	1.72	5.8
	Nickel (Filtered)	µg/L	0.4	NVP <sup>#2</sup>	20 <sup>#1</sup>	8.6 <sup>#5</sup>	4(bio) <sup>#10</sup>	<0.4	<0.4	<0.4	<1	<1	0.677	0.619	0.495	0.616	<1	<0.4	0.757	0.87	<0.4
	Selenium	µg/L	1	NVP <sup>#2</sup>	10 <sup>#1</sup>			<1	<1	<1	<1	<1	<1	<1	<1	<6	<1	<1	<1	<1	<1
	Selenium (Filtered)	µg/L	1	NVP <sup>#2</sup>	10 <sup>#1</sup>			-	-	-	-	-	-	-	-	-	-	-	-	-	-
	Strontium (Filtered)	µg/L	1					1060	-	992	-	-	1200	-	1200	-	-	1180	-	-	1340
	Vanadium	µg/L	1			100	20 <sup>#12</sup>	-	-	-	-	-	-	-	-	-	-	-	-	-	-
	Vanadium (Filtered)	µg/L	1			100	20 <sup>#12</sup>	-	-	-	-	-	-	-	-	-	-	-	-	-	-
	Zinc	µg/L	2	NVP <sup>#2</sup>	3000 <sup>#17</sup>	7.9 <sup>#18</sup>	10.9(bio) <sup>#10</sup>	5.7	84.4	12.1	17	8	54.8	27.8	11.1	<30	3	11.9	13.7	13.4	35.1

				Location	BH08004	BH08004	BH08004	BH08008	BH08008	BH08008	BH08008	BH08008	BH08008	BH08008	BH08010	BH08013	BH08013	BH08013	BH08013	BH08013	
				Sampled_Date	02/07/2020	29/07/2020	25/08/2020	26/11/2019	26/11/2019	08/07/2020	29/07/2020	25/08/2020	26/01/2021	26/11/2019	08/07/2020	29/07/2020	29/07/2020	29/07/2020	25/08/2020		
				_Time																	
				Sample_Depth	15	1.26	1.23	7	7	15.5	1.6	1.55	0	5	12	1.63	1.63	1.59			
				Avg																	
Chem_Group	Analyte	Units	MDL	Arcadis GAC - Human Health - Residential	UK Drinking Water Standards	UK Estuaries and coastal waters EQS	UK Freshwater EQS														
	Zinc (Filtered)	µg/L	1	NVP <sup>#2</sup>	3000 <sup>#17</sup>	7.9 <sup>#18</sup>	10.9(bio) <sup>#10</sup>	-	-	-	-	-	-	-	-	-	-	-	-	-	-
Inorganics	Alkalinity (Carbonate as CaCO3)	mg/L	2					-	-	-	0	0	-	-	-	0	-	-	-	-	-
	Total Hardness	mg/l	0.35					468	456	474	-	-	723	692	633	2370	-	754	685	668	775
	Total Hardness (Filtered)	mg/l	7					-	-	-	634	672	-	-	-	807	-	-	-	-	-
	Alkalinity (Bicarbonate as CaCO3)	mg/L	2					389	387	386	472	363	498	489	425	-	653	588	535	532	638
	Alkalinity (Bicarbonate) as HCO3	mg/L	2					474	-	471	-	-	608	-	519	-	-	717	-	-	778
	Alkalinity (total) as CaCO3	mg/L	2					389	387	386	472	363	498	489	425	1720	653	588	535	532	638
	Ammoniacal Nitrogen as N	mg/L	0.01			0.021 <sup>#3</sup>	0.6 <sup>#19</sup>	-	-	-	-	-	-	-	-	-	-	-	-	-	-
	Ammoniacal Nitrogen as N (Filtered)	mg/L	0.01			0.021 <sup>#3</sup>	0.6 <sup>#19</sup>	8.54	8.51	8.56	16.9	14.4	21.6	21.7	19.2	11.9	13.1	10.7	8.4	8.64	11.7
	Ammoniacal Nitrogen as NH3 (Filtered)	mg/L	0.01					-	-	-	-	-	-	-	14.4	-	-	-	-	-	-
	Bromide	mg/L	0.008					-	-	-	-	-	-	-	-	-	-	-	-	-	-
	Bromide (Filtered)	mg/L	0.008					2.91	-	3	-	-	4.35	-	4.8	-	-	4.28	-	-	5.71
	Calcium	mg/L	1					-	-	-	-	-	-	-	-	-	-	-	-	-	-
	Calcium (Filtered)	mg/L	0.2					104	-	97.1	127	142	120	-	105	239	155	137	-	-	132
	Chloride	mg/L	1		250 <sup>#1</sup>		250 <sup>#3</sup>	-	-	-	-	-	-	-	-	-	-	-	-	-	-
	Chloride (Filtered)	mg/L	1		250 <sup>#1</sup>		250 <sup>#3</sup>	755	734	722	1250	1050	1490	1470	1200	6650	1530	1330	1080	1110	1390
	Cyanide (Free)	µg/L	20		50 <sup>#1</sup>	1 <sup>#3</sup>	1 <sup>#2</sup>	-	-	-	<20	<20	-	-	-	-	<20	-	-	-	-
	Cyanide (Free) (Filtered)	µg/L	2.5		50 <sup>#1</sup>	1 <sup>#3</sup>	1 <sup>#2</sup>	<2.5	<2.5	<2.5	-	-	<2.5	<2.5	<2.5	<2.5	-	<2.5	<2.5	<2.5	<2.5
	Cyanide Total	µg/L	20		50 <sup>#1</sup>	1 <sup>#3</sup>	1 <sup>#2</sup>	-	-	-	<20	<20	-	-	-	-	<20	-	-	-	-
	Cyanide Total (Filtered)	µg/L	5		50 <sup>#1</sup>	1 <sup>#3</sup>	1 <sup>#2</sup>	<5	<5	<5	-	-	<5	<5	<5	<5	-	<5	<5	<5	<5
	cyanides-complex (Filtered)	µg/L	5		50 <sup>#1</sup>	1 <sup>#3</sup>	1 <sup>#2</sup>	<5	<5	<5	-	-	<5	<5	<5	<5	-	<5	<5	<5	<5
	Fluoride	µg/L	100		1500 <sup>#1</sup>	5000 <sup>#8</sup>	1000 <sup>#15</sup>	-	-	-	400	400	-	-	-	-	200	-	-	-	-
	Fluoride (Filtered)	µg/L	500		1500 <sup>#1</sup>	5000 <sup>#8</sup>	1000 <sup>#15</sup>	<500	<500	<500	-	-	<500	<500	<500	585	-	<500	<500	<500	<500
	Iodide	mg/L						<0.1	-	<0.1	-	-	<0.1	-	<0.1	-	-	<0.1	-	-	<0.1
	Iodide (Filtered)	mg/L	0.1					-	-	-	-	-	-	-	-	-	-	-	-	-	-
	Magnesium	mg/L	1					-	-	-	-	-	-	-	-	-	-	-	-	-	-
	Magnesium (Filtered)	mg/L	0.036					49.3	45.3	46.5	77	77	92.9	90.9	82.8	414	102	99.1	80.9	82.8	103
	Nitrate (as N) (Filtered)	mg/L	0.2					-	-	-	<0.2	<0.2	-	-	-	-	<0.2	-	-	-	-
	Nitrate (as NO3-) (Filtered)	mg/L	0.3		50(NO3) <sup>#21</sup>			<0.3	-	<0.3	-	-	<0.3	-	<0.3	-	-	<0.3	-	-	<0.3
	Phosphate (as P) (Filtered)	µg/L	10					-	-	-	<10	<10	-	-	-	-	<10	-	-	-	-

				Location	BH08004	BH08004	BH08004	BH08008	BH08008	BH08008	BH08008	BH08008	BH08008	BH08010	BH08013	BH08013	BH08013	BH08013	BH08013		
				Sampled Date	02/07/2020	29/07/2020	25/08/2020	26/11/2019	26/11/2019	08/07/2020	29/07/2020	25/08/2020	26/01/2021	26/11/2019	08/07/2020	29/07/2020	29/07/2020	29/07/2020	25/08/2020		
				Time																	
				Sample Depth Avg	15	1.26	1.23	7	7	15.5	1.6	1.55	0	5	12	1.63	1.63	1.59			
				Arcadis GAC - Human Health - Residential	UK Drinking Water Standards	UK Estuaries and coastal waters EQS	UK Freshwater EQS														
Chem_Group	Analyte	Units	MDL																		
	Phosphorus	µg/L	20					720	711	724	600	300	1410	1290	1190	-	1800	1560	920	882	1640
	Phosphorus (Filtered)	µg/L	10					656	646	647	<100	<100	1170	1220	1050	-	<100	1450	718	720	1440
	Potassium (Filtered)	mg/L	0.2					22.4	22.2	22.3	33	30	30	29.8	27	119	42	31.1	27.4	28	32
	Sodium	mg/L	1		200 <sup>#1</sup>			-	-	-	-	-	-	-	-	-	-	-	-	-	-
	Sodium (Filtered)	mg/L	0.076		200 <sup>#1</sup>			423	431	423	784	587	805	771	615	3400	910	832	631	619	776
	Sulphate	mg/L	3		250(SO4) <sup>#22</sup>		400 <sup>#4</sup>	-	-	-	-	-	-	-	-	-	-	-	-	-	-
	Sulphate (Filtered)	mg/L	2		250(SO4) <sup>#22</sup>		400 <sup>#4</sup>	<2	<2	<2	67	6	12.8	13.6	8.9	136	46	72.8	93	91	61
PAH	Coronene	µg/L	50					-	-	-	-	-	-	-	-	-	-	-	-	-	-
	Naphthalene	µg/L	0.01	3900		2 <sup>#3</sup>	2 <sup>#3</sup>	<0.01	<0.02	<0.02	0.01	0.01	<0.02	0.0325	<1 - 0.0223	<0.02	<0.01	<0.01	0.182	0.192	<1 - 0.0258
	Acenaphthene	µg/L	0.005	>SOL <sup>#23</sup>			No UK EQS	<0.005	<0.01	<0.01	<0.01	<0.01	<0.01	<0.01	<0.005	<0.01	<0.01	<0.005	<0.01	<0.01	<0.01
	Acenaphthylene	µg/L	0.005	>SOL <sup>#23</sup>			No UK EQS	<0.005	<0.01	<0.01	<0.01	<0.01	<0.01	<0.01	<0.005	<0.01	<0.01	<0.005	<0.01	<0.01	<0.01
	Fluoranthene	µg/L	0.005	>SOL <sup>#23</sup>		0.0063 <sup>#3</sup>	0.0063 <sup>#3</sup>	<0.005	<0.01	<0.01	0.07	0.13	<0.01	<0.01	<4 - 0.00582	<0.01	0.02	<4 - 0.00951	<0.01	<0.01	<0.01
	Anthracene	µg/L	0.005	>SOL <sup>#23</sup>		0.1 <sup>#3</sup>	0.1 <sup>#3</sup>	<0.005	<0.01	<0.01	<0.01	0.01	<0.01	<0.01	<0.005	<0.01	<0.01	<0.005	<0.01	<0.01	<0.01
	Phenanthrene	µg/L	0.005	>SOL <sup>#23</sup>			No UK EQS	<0.005	<0.01	<0.01	0.05	0.08	<0.01	<0.01	<4 - 0.0072	<0.01	0.01	<0.005	<0.01	<0.01	<0.01
	Fluorene	µg/L	0.005	>SOL <sup>#23</sup>			No UK EQS	<0.005	<0.01	<0.01	<0.01	0.01	<0.01	<0.01	<0.005	<0.01	<0.01	<0.005	<0.01	<0.01	<0.01
	Chrysene	µg/L	0.005	>SOL <sup>#23</sup>			No UK EQS	<0.005	<0.01	<0.01	0.01	0.01	<0.01	<0.01	<0.005	<0.01	<0.01	<0.005	<0.01	<0.01	<0.01
	Pyrene	µg/L	0.005	>SOL <sup>#23</sup>			No UK EQS	<0.005	<0.01	<0.01	0.05	0.09	<0.01	<0.01	<0.005	<0.01	0.02	<4 - 0.0079	<0.01	<0.01	<0.01
	Benzo(a)anthracene	µg/L	0.005	>SOL <sup>#23</sup>			No UK EQS	<0.005	<0.01	<0.01	0.02	0.02	<0.01	<0.01	<0.005	<0.01	<0.01	<0.005	<0.01	<0.01	<0.01
	Benzo(b)fluoranthene	µg/L	0.005	>SOL <sup>#23</sup>	0.025 <sup>#24</sup>	See BaP <sup>#25</sup>	See BaP <sup>#25</sup>	<0.005	<0.01	<0.01	0.01	<0.01	<0.01	<0.01	<0.005	<0.01	<0.01	<0.005	<0.01	<0.01	<0.01
	Benzo(k)fluoranthene	µg/L	0.005	>SOL <sup>#23</sup>	0.025 <sup>#24</sup>	See BaP <sup>#25</sup>	See BaP <sup>#25</sup>	<0.005	<0.01	<0.01	<0.01	<0.01	<0.01	<0.01	<0.005	<0.01	<0.01	<0.005	<0.01	<0.01	<0.01
	Benzo(a)pyrene	µg/L	0.002	>SOL <sup>#23</sup>	0.01 <sup>#1</sup>	0.00017 <sup>#25</sup>	0.00017 <sup>#25</sup>	<0.002	<0.004	<0.004	<0.01	<0.01	<0.004	<0.004	<0.002	<0.004	<0.01	<0.002	<0.004	<0.004	<0.004
	Dibenz(a,h)anthracene	µg/L	0.005	>SOL <sup>#23</sup>			No UK EQS	<0.005	<0.01	<0.01	<0.01	<0.01	<0.01	<0.01	<0.005	<0.01	<0.01	<0.005	<0.01	<0.01	<0.01
	Benzo(g,h,i)perylene	µg/L	0.005	>SOL <sup>#23</sup>	0.025 <sup>#24</sup>	See BaP <sup>#25</sup>	See BaP <sup>#25</sup>	<0.005	<0.01	<0.01	<0.01	<0.01	<0.01	<0.01	<0.005	<0.01	<0.01	<0.005	<0.01	<0.01	<0.01
	Indeno(1,2,3-c,d)pyrene	µg/L	0.005	>SOL <sup>#23</sup>	0.025 <sup>#24</sup>	See BaP <sup>#25</sup>	See BaP <sup>#25</sup>	<0.005	<0.01	<0.01	<0.01	<0.01	<0.01	<0.01	<0.005	<0.01	<0.01	<0.005	<0.01	<0.01	<0.01
	PAH 16 Total	µg/L	0.082					<0.082	<0.164	<0.164	<0.31	<0.45	<0.164	<0.164	<0.082	<0.164	<0.18	<0.082	0.182	0.192	<0.164
TPH CWG	>C5-C6 Aliphatics	µg/L	10	>SOL <sup>#23</sup>	See TPH	See TPH	See TPH	<10	<10	<10	<100	<100	<10	<10	<10	<10	<100	<10	<10	<10	<10
	>C6-C7 Aliphatics	µg/L	100					-	-	-	<100	<100	-	-	-	-	<100	-	-	-	-
	>C6-C8 Aliphatics	µg/L	10	>SOL <sup>#23</sup>	See TPH	See TPH	See TPH	<10	<10	<10	<100	<100	<10	<10	<10	<10	<100	<10	<10	<10	<10
	>C7-C8 Aliphatics	µg/L	100					-	-	-	<100	<100	-	-	-	-	<100	-	-	-	-
	>C8-C10 Aliphatics	µg/L	10	>SOL <sup>#23</sup>	See TPH	See TPH	See TPH	<10	<10	<10	<10	<10	<10	<10	<10	<10	<10	<10	<10	<10	<10

				Location	BH08004	BH08004	BH08004	BH08008	BH08008	BH08008	BH08008	BH08008	BH08008	BH08010	BH08013	BH08013	BH08013	BH08013	BH08013	BH08013
				Sampled_Date	02/07/2020	29/07/2020	25/08/2020	26/11/2019	26/11/2019	08/07/2020	29/07/2020	25/08/2020	26/01/2021	26/11/2019	08/07/2020	29/07/2020	29/07/2020	29/07/2020	25/08/2020	
				Time																
				Sample_Depth	15	1.26	1.23	7	7	15.5	1.6	1.55	0	5	12	1.63	1.63	1.59		
				Avg																
Chem_Group	Analyte	Units	MDL	Arcadis GAC - Human Health - Residential	UK Drinking Water Standards	UK Estuaries and coastal waters EQS	UK Freshwater EQS													
	>C10-C12 Aliphatics	µg/L	10	>SOL <sup>#23</sup>	See TPH	See TPH	See TPH	<10	<10	<10	<10	<10	<10	<10	<10	<10	<10	<10	<10	<10
	>C12-C16 Aliphatics	µg/L	10	>SOL <sup>#23</sup>	See TPH	See TPH	See TPH	<10	<20	<20	<10	<10	<20	<20	<10	<20	<10	<10	<20	<20
	>C16-C21 Aliphatics	µg/L	10	NR <sup>#26</sup>	See TPH	See TPH	See TPH	<10	<20	<20	<10	<10	<20	<20	<10	<20	<10	<10	<20	<20
	>C21-C35 Aliphatics	µg/L	10	NR <sup>#26</sup>	See TPH	See TPH	See TPH	<10	<20	<20	12	<10	<20	<20	<10	<20	<10	<10	<20	<20
	>C16-C35 Aliphatics	µg/L	10	NR <sup>#26</sup>				<10	<20	<20	-	-	<20	<20	<10	<20	-	<10	<20	<20
	>C8-C40 Aliphatics	µg/L	10					-	-	-	17	15	-	-	-	-	12	-	-	-
	Total Aliphatics >C12-C35	µg/L	10					<10	<20	<20	-	-	<20	<20	<10	<20	-	<10	<20	<20
	>EC5-EC7 Aromatics	µg/L	5	910	See TPH	See TPH	See TPH	-	-	-	<100	<100	-	-	-	<10	<100	-	-	-
	>EC6-EC7 Aromatics	µg/L	10					<10	<10	<10	-	-	<10	<10	<10	-	-	<10	<10	<10
	>EC7-EC8 Aromatics	µg/L	5	>SOL <sup>#23</sup>	See TPH	See TPH	See TPH	<10	<10	<10	<100	<100	<10	<10	<10	<10	<100	<10	<10	<10
	>EC8-EC10 Aromatics	µg/L	10	8900	See TPH	See TPH	See TPH	<10	<10	<10	<10	<10	<10	<10	<10	<10	<10	<10	<10	<10
	>EC10-EC12 Aromatics	µg/L	10	8000	See TPH	See TPH	See TPH	<10	<10	<10	<10	<10	<10	<10	<10	<10	<10	<10	<10	<10
	>EC8-EC40 Aromatics	µg/L	10					-	-	-	-	-	-	-	-	-	-	-	-	-
	>EC12-EC16 Aromatics	µg/L	10	>SOL <sup>#23</sup>	See TPH	See TPH	See TPH	<10	<20	<20	<10	<10	<20	<20	<10	<20	<10	<10	<20	<20
	>EC16-EC21 Aromatics	µg/L	10	NR <sup>#26</sup>	See TPH	See TPH	See TPH	<10	<20	<20	<10	<10	<20	<20	<10	<20	<10	<10	<20	<20
	>EC21-EC35 Aromatics	µg/L	10	NR <sup>#26</sup>	See TPH	See TPH	See TPH	<10	<20	<20	20	10	<20	<20	<10	<20	16	<10	<20	<20
	Total Aromatics >EC12-EC35	µg/L	10					<10	<20	<20	-	-	<20	<20	<10	<20	-	<10	<20	<20
	TPH >C5-C35 Aliphatics/Aromatics	µg/L	10	na <sup>#27</sup>	10 <sup>#28</sup>	150 <sup>#29</sup>	150 <sup>#29</sup>	<10	<10	<20	-	-	<10	<10	<10	<10	-	<10	<10	<10
TPH	>C5-C6	µg/L	100					-	-	-	<100	<100	-	-	-	<100	-	-	-	-
	>C6-C7	µg/L	100					-	-	-	<100	<100	-	-	-	<100	-	-	-	-
	>C7-C8	µg/L	100					-	-	-	<100	<100	-	-	-	<100	-	-	-	-
	>C8-C10	µg/L	100					-	-	-	<100	<100	-	-	-	<100	-	-	-	-
	GRO	µg/L	100					-	-	-	<100	<100	-	-	-	<100	-	-	-	-
	GRO >C5-12	µg/L	50					<50	<50	<50	-	-	<50	<50	<50	<50	-	<50	<50	<50
BTEX and MTBE	Benzene	µg/L	1	910	1 <sup>#1</sup>	8 <sup>#3</sup>	10 <sup>#3</sup>	<7	<7	<1	<1	<1	<1	<7	<1	<1	<1	<1	<7	<7
	Toluene	µg/L	1	>SOL <sup>#23</sup>	700 <sup>#30</sup>	74 <sup>#3</sup>	74 <sup>#3</sup>	<4	<4	<1	<5	<5	<1	<4	<1	<1	<5	<1	<4	<4
	Ethylbenzene	µg/L	1	55000	300 <sup>#30</sup>	20 <sup>#31</sup>	20 <sup>#31</sup>	<5	<5	<1	<1	<1	<1	<5	<1	<1	<1	<1	<5	<5
	Xylene (m & p)	µg/L	1	22500	250 <sup>#33</sup>	15 <sup>#34</sup>	15 <sup>#34</sup>	<8	<8	<1	<1	<1	<1	<8	<1	<1	<1	<1	<8	<8
	Xylene (o)	µg/L	1	22500	250 <sup>#33</sup>	15 <sup>#34</sup>	15 <sup>#34</sup>	<3	<3	<1	<1	<1	<1	<3	<1	<1	<1	<1	<3	<3
	Xylene Total	µg/L	2	45000	500 <sup>#30</sup>	30 <sup>#4</sup>	30 <sup>#4</sup>	<11	<11	<2	<2	<2	<2	<11	<2	<11	<2	<2	<11	<11

				Location	BH08004	BH08004	BH08004	BH08008	BH08008	BH08008	BH08008	BH08008	BH08008	BH08010	BH08013	BH08013	BH08013	BH08013	BH08013	BH08013	
				Sampled Date	02/07/2020	29/07/2020	25/08/2020	26/11/2019	26/11/2019	08/07/2020	29/07/2020	25/08/2020	26/01/2021	26/11/2019	08/07/2020	29/07/2020	29/07/2020	29/07/2020	29/07/2020	25/08/2020	
				Sample Depth	15	1.26	1.23	7	7	15.5	1.6	1.55	0	5	12	1.63	1.63	1.63	1.63	1.59	
				Avg																	
Chem_Group	Analyte	Units	MDL	Arcadis GAC - Human Health - Residential	UK Drinking Water Standards	UK Estuaries and coastal waters EQS	UK Freshwater EQS														
	MTBE	µg/L	1	390000	15 <sup>#35</sup>	15 <sup>#35</sup>	15 <sup>#36</sup>	<3	<3	<1	<1	<1	<1	<3	<1	<1	<1	<1	<3	<3	<1
	Total BTEX	µg/L	28					<28	<28	<28	-	-	<28	<28	<28	<28	-	<28	<28	<28	<28
VOC	Styrene	µg/L	1			50 <sup>#4</sup>	50 <sup>#4</sup>	-	-	<1	-	-	<1	-	<1	<1	-	<1	-	-	<1
	cis-1,3-dichloropropene	µg/L	1					-	-	<1	-	-	<1	-	<1	<1	-	<1	-	-	<1
	trans-1,3-dichloropropene	µg/L	1					-	-	<1	-	-	<1	-	<1	<1	-	<1	-	-	<1
	1,1,1,2-tetrachloroethane	µg/L	1				70 <sup>#37</sup>	-	-	<1	-	-	<1	-	<1	<1	-	<1	-	-	<1
	1,1,1-trichloroethane	µg/L	1	270000	2000 <sup>#38</sup>	100 <sup>#4</sup>	100 <sup>#4</sup>	-	-	<1	-	-	<1	-	<1	<1	-	<1	-	-	<1
	1,1,2,2-tetrachloroethane	µg/L	1				70 <sup>#37</sup>	-	-	<1	-	-	<1	-	<1	<1	-	<1	-	-	<1
	1,1,2-trichloroethane	µg/L	1			300 <sup>#4</sup>	400 <sup>#4</sup>	-	-	<1	-	-	<1	-	<1	<1	-	<1	-	-	<1
	1,1-dichloroethane	µg/L	1	30000	2,8 <sup>#39</sup>			-	-	<1	-	-	<1	-	<1	<1	-	<1	-	-	<1
	1,1-dichloroethene	µg/L	1	14000	140 <sup>#40</sup>			-	-	<1	-	-	<1	-	<1	<1	-	<1	-	-	<1
	1,1-dichloropropene	µg/L	1					-	-	<1	-	-	<1	-	<1	<1	-	<1	-	-	<1
	1,2,3-trichloropropane	µg/L	1					-	-	<1	-	-	<1	-	<1	<1	-	<1	-	-	<1
	1,2,4-trimethylbenzene	µg/L	1					-	-	<1	-	-	<1	-	<1	<1	-	<1	-	-	<1
	1,2-dibromo-3-chloropropane	µg/L	1					-	-	<1	-	-	<1	-	<1	<1	-	<1	-	-	<1
	1,2-dibromoethane	µg/L	1					-	-	<1	-	-	<1	-	<1	<1	-	<1	-	-	<1
	1,2-dichloroethane	µg/L	1	63	3 <sup>#1</sup>	10 <sup>#3</sup>	10 <sup>#3</sup>	-	-	<1	-	-	<1	-	<1	<1	-	<1	-	-	<1
	1,2-dichloropropane	µg/L	1					-	-	<1	-	-	<1	-	<1	<1	-	<1	-	-	<1
	1,3,5-trimethylbenzene	µg/L	1					-	-	<1	-	-	<1	-	<1	<1	-	<1	-	-	<1
	1,3-dichloropropane	µg/L	1					-	-	<1	-	-	<1	-	<1	<1	-	<1	-	-	<1
	2,2-dichloropropane	µg/L	1					-	-	<1	-	-	<1	-	<1	<1	-	<1	-	-	<1
	2-chlorotoluene	µg/L	1					-	-	<1	-	-	<1	-	<1	<1	-	<1	-	-	<1
	4-chlorotoluene	µg/L	1					-	-	<1	-	-	<1	-	<1	<1	-	<1	-	-	<1
	Bromobenzene	µg/L	1					-	-	<1	-	-	<1	-	<1	<1	-	<1	-	-	<1
	Bromochloromethane	µg/L	1					-	-	<1	-	-	<1	-	<1	<1	-	<1	-	-	<1
	Bromodichloromethane	µg/L	1		25 <sup>#41</sup>			-	-	<1	-	-	<1	-	<1	<1	-	<1	-	-	<1
	Bromoform	µg/L	1		25 <sup>#41</sup>			-	-	<1	-	-	<1	-	<1	<1	-	<1	-	-	<1
	Bromomethane	µg/L	1					-	-	<1	-	-	<1	-	<1	<1	-	<1	-	-	<1
	Carbon disulfide	µg/L	1					-	-	<1	-	-	<1	-	<1	<1	-	<1	-	-	<1
	Carbon tetrachloride	µg/L	1		3 <sup>#1</sup>	12 <sup>#3</sup>	12 <sup>#3</sup>	-	-	<1	-	-	<1	-	<1	<1	-	<1	-	-	<1

				Location	BH08004	BH08004	BH08004	BH08008	BH08008	BH08008	BH08008	BH08008	BH08008	BH08010	BH08013	BH08013	BH08013	BH08013	BH08013	
				Sampled Date	02/07/2020	29/07/2020	25/08/2020	26/11/2019	26/11/2019	08/07/2020	29/07/2020	25/08/2020	26/01/2021	26/11/2019	08/07/2020	29/07/2020	29/07/2020	29/07/2020	25/08/2020	
				Sample Depth	15	1.26	1.23	7	7	15.5	1.6	1.55	0	5	12	1.63	1.63	1.59		
				Avg																
Chem_Group	Analyte	Units	MDL	Arcadis GAC - Human Health - Residential	UK Drinking Water Standards	UK Estuaries and coastal waters EQS	UK Freshwater EQS													
	Chlorodibromomethane	µg/L	1		25 <sup>#41</sup>			-	-	<1	-	-	<1	-	<1	<1	-	<1	-	<1
	Chloroethane	µg/L	1					-	-	<1	-	-	<1	-	<1	<1	-	<1	-	<1
	Chloroform	µg/L	1	15000	25 <sup>#41</sup>	2.5 <sup>#3</sup>	2.5 <sup>#3</sup>	-	-	<1	-	-	<1	-	<1	<1	-	<1	-	<1
	Chloromethane	µg/L	1					-	-	<1	-	-	<1	-	<1	<1	-	<1	-	<1
	cis-1,2-dichloroethene	µg/L	1	2200	25 <sup>#42</sup>			-	-	<1	-	-	<1	-	<1	<1	-	<1	-	<1
	Dibromomethane	µg/L	1					-	-	<1	-	-	<1	-	<1	<1	-	<1	-	<1
	Dichlorodifluoromethane	µg/L	1					-	-	<1	-	-	<1	-	<1	<1	-	<1	-	<1
	Dichloromethane	µg/L	3			20 <sup>#3</sup>	20 <sup>#3</sup>	-	-	<3	-	-	<3	-	<3	<3	-	<3	-	<3
	Isopropylbenzene	µg/L	1					-	-	<1	-	-	<1	-	<1	<1	-	<1	-	<1
	n-butylbenzene	µg/L	1					-	-	<1	-	-	<1	-	<1	<1	-	<1	-	<1
	n-propylbenzene	µg/L	1					-	-	<1	-	-	<1	-	<1	<1	-	<1	-	<1
	p-isopropyltoluene	µg/L	1					-	-	<1	-	-	<1	-	<1	<1	-	<1	-	<1
	sec-butylbenzene	µg/L	1					-	-	<1	-	-	<1	-	<1	<1	-	<1	-	<1
	Trichloroethene	µg/L	1	260	5 <sup>#43</sup>	10 <sup>#3</sup>	10 <sup>#3</sup>	-	-	<1	-	-	<1	-	<1	<1	-	<1	-	<1
	tert-butylbenzene	µg/L	1					-	-	<1	-	-	<1	-	<1	<1	-	<1	-	<1
	Tetrachloroethene	µg/L	1	2700	5 <sup>#43</sup>	10 <sup>#3</sup>	10 <sup>#3</sup>	-	-	<1	-	-	<1	-	<1	<1	-	<1	-	<1
	trans-1,2-dichloroethene	µg/L	1	7100	25 <sup>#42</sup>			-	-	<1	-	-	<1	-	<1	<1	-	<1	-	<1
	Trichlorofluoromethane	µg/L	1					-	-	<1	-	-	<1	-	<1	<1	-	<1	-	<1
	Vinyl chloride	µg/L	1	97	0.5 <sup>#1</sup>			-	-	<1	-	-	<1	-	<1	<1	-	<1	-	<1
	tert-Amyl methyl ether	µg/L	1					-	-	<1	-	-	<1	-	<1	<1	-	<1	-	<1
VOC/SVOC	1,2,3-trichlorobenzene	µg/L	0.01			0.13 <sup>#44</sup>	0.13 <sup>#44</sup>	-	-	<1	-	-	<1	-	<1	<1	-	<1	-	<1
	1,2,4-trichlorobenzene	µg/L	0.01			0.13 <sup>#44</sup>	0.13 <sup>#44</sup>	-	-	<1	-	-	<1	-	<1	<1	-	<1	-	<1
	1,2-dichlorobenzene	µg/L	1			6.7 <sup>#45</sup>	6.7 <sup>#45</sup>	-	-	<1	-	-	<1	-	<1	<1	-	<1	-	<1
	1,3,5-Trichlorobenzene	µg/L	0.01			0.13 <sup>#44</sup>	0.13 <sup>#44</sup>	-	-	<1	-	-	<1	-	<1	<1	-	<1	-	<1
	1,3-dichlorobenzene	µg/L	1			6.7 <sup>#45</sup>	6.7 <sup>#45</sup>	-	-	<1	-	-	<1	-	<1	<1	-	<1	-	<1
	1,4-dichlorobenzene	µg/L	1			6.7 <sup>#45</sup>	6.7 <sup>#45</sup>	-	-	<1	-	-	<1	-	<1	<1	-	<1	-	<1
	Chlorobenzene	µg/L	1	2400	100 <sup>#46</sup>			-	-	<1	-	-	<1	-	<1	<1	-	<1	-	<1
	Hexachlorobutadiene	µg/L	0.01			0.6(MAC) <sup>#13</sup>	0.6(MAC) <sup>#13</sup>	-	-	<1	-	-	<1	-	<1	<1	-	<1	-	<1
SVOC	Benzyl alcohol	µg/L	5					-	-	-	-	-	-	-	-	-	-	-	-	-
	Diphenyl ether	mg/L	0.002					-	-	-	-	-	-	-	-	-	-	-	-	-

				Location	BH08004	BH08004	BH08004	BH08008	BH08008	BH08008	BH08008	BH08008	BH08008	BH08010	BH08013	BH08013	BH08013	BH08013	BH08013
				Sampled_Date	02/07/2020	29/07/2020	25/08/2020	26/11/2019	26/11/2019	08/07/2020	29/07/2020	25/08/2020	26/01/2021	26/11/2019	08/07/2020	29/07/2020	29/07/2020	29/07/2020	25/08/2020
				Sample_Depth	15	1.26	1.23	7	7	15.5	1.6	1.55	0	5	12	1.63	1.63	1.59	
				Avg															
				Arcadis GAC - Human Health - Residential	UK Drinking Water Standards	UK Estuaries and coastal waters EQS	UK Freshwater EQS												
Chem_Group	Analyte	Units	MDL																
	4-bromophenyl phenyl ether	µg/L	1	-	-	<4	-	-	<4	-	<4	<1	-	<4	-	-	-	<4	
	4-nitroaniline	µg/L	1	-	-	<4	-	-	<4	-	<4	<1	-	<4	-	-	-	<4	
	4-nitrophenol	µg/L	1	-	-	<4	-	-	<4	-	<4	<1	-	<4	-	-	-	<4	
	1,1-Biphenyl	µg/L	2			25	25 <sup>93</sup>	-	-	-	-	-	-	-	-	-	-	-	
	1,2,3,4-tetrachlorobenzene	µg/L	0.01	-	-	-	-	-	-	-	-	-	-	-	-	-	-	-	
	1-Methylnaphthalene	µg/L	2	-	-	-	-	-	-	-	-	-	-	-	-	-	-	-	
	2,4,5-trichlorophenol	µg/L	1	-	-	<4	-	-	<4	-	<4	<1	-	<4	-	-	-	<4	
	2,4,6-trichlorophenol	µg/L	1	-	-	<4	-	-	<4	-	<4	<1	-	<4	-	-	-	<4	
	2,4-dichlorophenol	µg/L	1			0.42 <sup>93</sup>	4.2 <sup>93</sup>	-	-	<4	-	<4	<1	-	<4	-	-	<4	
	2,4-dimethylphenol	µg/L	1	-	-	<4	-	-	<4	-	<4	<1	-	<4	-	-	-	<4	
	2,4-dinitrophenol	µg/L	10	-	-	-	-	-	-	-	-	-	-	-	-	-	-	-	
	2,4-dinitrotoluene	µg/L	1	-	-	<4	-	-	<4	-	<4	<1	-	<4	-	-	-	<4	
	2,6-dinitrotoluene	µg/L	1	-	-	<4	-	-	<4	-	<4	<1	-	<4	-	-	-	<4	
	2-chloronaphthalene	µg/L	1	-	-	<4	-	-	<4	-	<4	<1	-	<4	-	-	-	<4	
	2-chlorophenol	µg/L	1			50 <sup>94</sup>	50 <sup>94</sup>	-	-	<4	-	<4	<1	-	<4	-	-	<4	
	2-methylnaphthalene	µg/L	1	-	-	<4	-	-	<4	-	<4	<1	-	<4	-	-	-	<4	
	2-methylphenol	µg/L	1	-	-	<4	-	-	<4	-	<4	<1	-	<4	-	-	-	<4	
	2-nitroaniline	µg/L	1	-	-	<4	-	-	<4	-	<4	<1	-	<4	-	-	-	<4	
	2-nitrophenol	µg/L	1	-	-	<4	-	-	<4	-	<4	<1	-	<4	-	-	-	<4	
	3-nitroaniline	µg/L	1	-	-	<4	-	-	<4	-	<4	<1	-	<4	-	-	-	<4	
	4,6-Dinitro-2-methylphenol	µg/L	50	-	-	-	-	-	-	-	-	-	-	-	-	-	-	-	
	4-chloro-3-methylphenol	µg/L	1			40 <sup>94</sup>	40 <sup>94</sup>	-	-	<4	-	<4	<1	-	<4	-	-	<4	
	4-chloroaniline	µg/L	1	-	-	<4	-	-	<4	-	<4	<1	-	<4	-	-	-	<4	
	4-chlorophenol	µg/L	20			50 <sup>94</sup>	50 <sup>94</sup>	-	-	-	-	-	-	-	-	-	-	-	
	4-chlorophenyl phenyl ether	µg/L	1	-	-	<4	-	-	<4	-	<4	<1	-	<4	-	-	-	<4	
	4-methylphenol	µg/L	1	-	-	<4	-	-	<4	-	<4	<1	-	<4	-	-	-	<4	
	Azobenzene	µg/L	1	-	-	<4	-	-	<4	-	<4	<1	-	<4	-	-	-	<4	
	Benzoic Acid	µg/L	100	-	-	-	-	-	-	-	-	-	-	-	-	-	-	-	
	Bis(2-chloroethoxy) methane	µg/L	1	-	-	<4	-	-	<4	-	<4	<1	-	<4	-	-	-	<4	
	Bis(2-chloroethyl)ether	µg/L	1	-	-	<4	-	-	<4	-	<4	<1	-	<4	-	-	-	<4	



				Location	BH08004	BH08004	BH08004	BH08008	BH08008	BH08008	BH08008	BH08008	BH08008	BH08010	BH08013	BH08013	BH08013	BH08013	BH08013
				Sampled_Date	02/07/2020	29/07/2020	25/08/2020	26/11/2019	26/11/2019	08/07/2020	29/07/2020	25/08/2020	26/01/2021	26/11/2019	08/07/2020	29/07/2020	29/07/2020	29/07/2020	25/08/2020
				Sample_Depth	15	1.26	1.23	7	7	15.5	1.6	1.55	0	5	12	1.63	1.63	1.59	
				Avg															
Chem_Group	Analyte	Units	MDL	Arcadis GAC - Human Health - Residential	UK Drinking Water Standards	UK Estuaries and coastal waters EQS	UK Freshwater EQS												
	Bis(2-chloroisopropyl) ether	µg/L	5					-	-	-	-	-	-	-	-	-	-	-	-
	Bis(2-ethylhexyl) phthalate	µg/L	2			1.3 <sup>#3</sup>	1.3 <sup>#3</sup>	-	-	<8	-	<8	<8	<2	-	<8	-	-	<8
	Butyl benzyl phthalate	µg/L	1			0.75 <sup>#3</sup>	7.5 <sup>#3</sup>	-	-	<4	-	<4	<4	<1	-	<4	-	-	<4
	Carbazole	µg/L	1					-	-	<4	-	<4	<4	<1	-	<4	-	-	<4
	Dibenzofuran	µg/L	1					-	-	<4	-	<4	<4	<1	-	<4	-	-	<4
	Diethylphthalate	µg/L	1			200 <sup>#4</sup>	200 <sup>#4</sup>	-	-	<4	-	<4	<4	<1	-	<4	-	-	<4
	Dimethyl phthalate	µg/L	1			800 <sup>#4</sup>	800 <sup>#4</sup>	-	-	<4	-	<4	<4	<1	-	<4	-	-	<4
	Di-n-butyl phthalate	µg/L	1			8 <sup>#4</sup>	8 <sup>#4</sup>	-	-	<4	-	<4	<4	<1	-	<4	-	-	<4
	Di-n-octyl phthalate	µg/L	2			20 <sup>#4</sup>	20 <sup>#4</sup>	-	-	<20	-	<20	<20	<5	-	<20	-	-	<20
	Hexachlorobenzene	µg/L	0.01			0.05(MAC) <sup>#13</sup>	0.05(MAC) <sup>#13</sup>	-	-	<4	-	<4	<4	<1	-	<4	-	-	<4
	Hexachlorocyclopentadiene	µg/L	1					-	-	<4	-	<4	<4	<1	-	<4	-	-	<4
	Hexachloroethane	µg/L	1					-	-	<4	-	<4	<4	<1	-	<4	-	-	<4
	Isophorone	µg/L	1					-	-	<4	-	<4	<4	<1	-	<4	-	-	<4
	Nitrobenzene	µg/L	1					-	-	<4	-	<4	<4	<1	-	<4	-	-	<4
	N-nitrosodi-n-propylamine	µg/L	1					-	-	<4	-	<4	<4	<1	-	<4	-	-	<4
	n-Nitrosodiphenylamine	µg/L	5					-	-	-	-	-	-	-	-	-	-	-	-
	Pentachlorobenzene	µg/L	0.01			0.0007 <sup>#3</sup>	0.007 <sup>#3</sup>	-	-	-	-	-	-	-	-	-	-	-	-
	Pentachloronitrobenzene	µg/L	0.01					-	-	-	-	-	-	-	-	-	-	-	-
	Pentachlorophenol	µg/L	1			0.4 <sup>#3</sup>	0.4 <sup>#3</sup>	-	-	<4	-	<4	<4	<1	-	<4	-	-	<4
PCB	Heptachlorobiphenyl, 2,3,3,4,4,5,5- (PCB 189)	µg/L	0.01					-	-	<0.03	-	<0.03	<0.03	<0.015	-	<0.03	-	-	<0.03
	Hexachlorobiphenyl, 2,3,3,4,4,5- (PCB 156)	µg/L	0.01					-	-	<0.03	-	<0.03	<0.03	<0.015	-	<0.03	-	-	<0.03
	Hexachlorobiphenyl, 2,3,3,4,4,5- (PCB 157)	µg/L	0.01					-	-	<0.03	-	<0.03	<0.03	<0.015	-	<0.03	-	-	<0.03
	Hexachlorobiphenyl, 2,3,4,4,5,5- (PCB 167)	µg/L	0.01					-	-	<0.03	-	<0.03	<0.03	<0.015	-	<0.03	-	-	<0.03
	Hexachlorobiphenyl, 3,3,4,4,5,5- (PCB 169)	µg/L	0.01					-	-	<0.03	-	<0.03	<0.03	<0.015	-	<0.03	-	-	<0.03
	PCB 101	µg/L	0.01					-	-	<0.03	-	<0.03	<0.03	<0.015	-	<0.03	-	-	<0.03
	PCB 118	µg/L	0.01					-	-	<0.03	-	<0.03	<0.03	<0.015	-	<0.03	-	-	<0.03
	PCB 138	µg/L	0.01					-	-	<0.03	-	<0.03	<0.03	<0.015	-	<0.03	-	-	<0.03
	PCB 153	µg/L	0.01					-	-	<0.03	-	<0.03	<0.03	<0.015	-	<0.03	-	-	<0.03
	PCB 180	µg/L	0.01					-	-	<0.03	-	<0.03	<0.03	<0.015	-	<0.03	-	-	<0.03
	PCB 28	µg/L	0.01					-	-	<0.03	-	<0.03	<0.03	<0.015	-	<0.03	-	-	<0.03

				Location	BH08004	BH08004	BH08004	BH08008	BH08008	BH08008	BH08008	BH08008	BH08008	BH08010	BH08013	BH08013	BH08013	BH08013	BH08013
				Sampled Date	02/07/2020	29/07/2020	25/08/2020	26/11/2019	26/11/2019	08/07/2020	29/07/2020	25/08/2020	26/01/2021	26/11/2019	08/07/2020	29/07/2020	29/07/2020	29/07/2020	25/08/2020
				Sample Time															
				Sample Depth Avg	15	1.26	1.23	7	7	15.5	1.6	1.55	0	5	12	1.63	1.63	1.59	
				Arcadis GAC - Human Health - Residential	UK Drinking Water Standards	UK Estuaries and coastal waters EQS	UK Freshwater EQS												
Chem_Group	Analyte	Units	MDL																
	PCB 52	µg/L	0.01	-	-	<0.03	-	-	-	-	-	<0.015	-	-	-	-	-	-	<0.03
	Pentachlorobiphenyl, 2,3,3,4,4,- (PCB 105)	µg/L	0.01	-	-	<0.03	-	-	-	-	-	<0.015	-	-	-	-	-	-	<0.03
	Pentachlorobiphenyl, 2,3,4,4,5- (PCB 114)	µg/L	0.01	-	-	<0.03	-	-	-	-	-	<0.015	-	-	-	-	-	-	<0.03
	Pentachlorobiphenyl, 2,3,4,4,5- (PCB 123)	µg/L	0.01	-	-	<0.03	-	-	-	-	-	<0.015	-	-	-	-	-	-	<0.03
	Pentachlorobiphenyl, 3,3,4,4,5- (PCB 126)	µg/L	0.01	-	-	<0.03	-	-	-	-	-	<0.015	-	-	-	-	-	-	<0.03
	Tetrachlorobiphenyl, 3,3,4,4- (PCB 77)	µg/L	0.01	-	-	<0.03	-	-	-	-	-	<0.015	-	-	-	-	-	-	<0.03
	Tetrachlorobiphenyl, 3,4,4,5- (PCB 81)	µg/L	0.01	-	-	<0.03	-	-	-	-	-	<0.015	-	-	-	-	-	-	<0.03
	Total PCB 7 Congeners	µg/L	0.105	-	-	<0.21	-	-	-	-	-	<0.105	-	-	-	-	-	-	<0.21
Phenolics	Xylenols (Filtered)	µg/L	0.5	1.99	<0.5	<0.5	-	-	2.22	<0.5	<0.5	2.37	-	1	<0.5	<0.5	<0.5	<0.5	
	3-&4-methylphenol	µg/L	20	-	-	-	-	-	-	-	-	-	-	-	-	-	-	-	
	Trimethylphenols	µg/L	0.5	-	-	-	-	-	-	-	-	-	-	-	-	-	-	-	
	Trimethylphenols (Filtered)	µg/L	0.5	-	-	<0.5	<0.5	-	-	-	-	<0.5	-	-	-	-	-	-	
	Cresol Total	µg/L	0.5	-	-	-	-	-	-	-	-	-	-	-	-	-	-	-	
	Cresol Total (Filtered)	µg/L	0.5	0.53	<0.5	<0.5	<0.5	<0.5	<0.5	<0.5	<0.5	<0.5	<0.5	<0.5	<0.5	<0.5	<0.5	<0.5	
	Dimethylphenols	µg/L	0.5	-	-	-	-	-	-	-	-	-	-	-	-	-	-	-	
	Dimethylphenols (Filtered)	µg/L	0.5	-	-	<0.5	<0.5	-	-	-	-	<0.5	-	-	-	-	-	-	
	Phenol	µg/L	0.5	1200000	5800 <sup>#39</sup>	7.7 <sup>#3</sup>	7.7 <sup>#3</sup>	-	-	<4	-	<4	<1	-	<4	-	-	<4	
	Phenol (Filtered)	µg/L	0.5	1200000	5800 <sup>#39</sup>	7.7 <sup>#3</sup>	7.7 <sup>#3</sup>	<0.5	<0.5	<0.5	<0.5	<0.5	<0.5	<0.5	<0.5	<0.5	<0.5	<0.5	
	Phenols Monohydric (Filtered)	µg/L	0.5	2.52	<0.5	<0.5	-	-	2.22	<0.5	<0.5	2.37	-	1	<0.5	<0.5	<0.5	<0.5	
PFAS	Branched PFOS	µg/L	0.002	-	-	-	-	-	-	-	-	-	-	-	-	-	-	-	
	Linear PFOS(Perfluoro-1-octanesulfonate)	µg/l	0.0013	-	-	-	-	-	-	-	-	-	-	-	-	-	-	-	
	Perfluoro-1-butanesulfonate	µg/L	0.002	-	-	-	-	-	-	-	-	-	-	-	-	-	-	-	
	Perfluoro-1-hexanesulfonate	µg/L	0.002	-	-	-	-	-	-	-	-	-	-	-	-	-	-	-	
	Perfluorooctanoate (PFOA)	µg/L	0.0013	-	-	0.01 <sup>#47</sup>	-	-	-	-	-	-	-	-	-	-	-	-	
	Perfluoro-1-decanesulfonate	µg/L	0.002	-	-	-	-	-	-	-	-	-	-	-	-	-	-	-	
	Perfluoro-1-heptanesulfonate	µg/L	0.002	-	-	-	-	-	-	-	-	-	-	-	-	-	-	-	
	Perfluoro-n-butanoic acid	µg/L	0.004	-	-	-	-	-	-	-	-	-	-	-	-	-	-	-	
	Perfluoro-n-decanoic acid	µg/L	0.002	-	-	-	-	-	-	-	-	-	-	-	-	-	-	-	
	Perfluoro-n-heptanoic acid	µg/L	0.002	-	-	-	-	-	-	-	-	-	-	-	-	-	-	-	
	Perfluoro-n-hexanoic acid	µg/L	0.002	-	-	-	-	-	-	-	-	-	-	-	-	-	-	-	

				Location	BH08004	BH08004	BH08004	BH08008	BH08008	BH08008	BH08008	BH08008	BH08008	BH08010	BH08013	BH08013	BH08013	BH08013	BH08013	
				Sampled Date	02/07/2020	29/07/2020	25/08/2020	26/11/2019	26/11/2019	08/07/2020	29/07/2020	25/08/2020	26/01/2021	26/11/2019	08/07/2020	29/07/2020	29/07/2020	29/07/2020	25/08/2020	
				Sample Depth	15	1.26	1.23	7	7	15.5	1.6	1.55	0	5	12	1.63	1.63	1.59		
				Avg																
				Arcadis GAC - Human Health - Residential	UK Drinking Water Standards	UK Estuaries and coastal waters EQS	UK Freshwater EQS													
Chem_Group	Analyte	Units	MDL																	
	Perfluoro-n-pentanoic acid	µg/L	0.002	-	-	-	-	-	-	-	-	-	-	-	-	-	-	-	-	-
	Perfluoro-n-dodecanoic acid	µg/L	0.002	-	-	-	-	-	-	-	-	-	-	-	-	-	-	-	-	-
	Perfluoro-n-nonanoic acid	µg/L	0.002	-	-	-	-	-	-	-	-	-	-	-	-	-	-	-	-	-
	Perfluoro-n-undecanoic acid	µg/L	0.002	-	-	-	-	-	-	-	-	-	-	-	-	-	-	-	-	-
	Perfluorooctanesulfonamide	µg/L	0.004	-	-	-	-	-	-	-	-	-	-	-	-	-	-	-	-	-
	Total PFOS	µg/L	0.002		0.01 <sup>#47</sup>	0.00013 <sup>#48</sup>	0.00065 <sup>#48</sup>	-	-	-	-	-	-	-	-	-	-	-	-	-
Organotins	Tributyltin	µg/L	0.001	-	-	<0.001	-	-	-	-	-	<0.001	-	-	-	-	-	-	-	<0.001
Pesticides	1-(3,4-Dichlorophenyl) urea (DCPU)	µg/l		-	-	-	-	-	-	-	-	-	-	-	-	-	-	-	-	-
	2-(4-Chlorophenoxy)propionic acid, 4-CPP	µg/l		-	-	-	-	-	-	-	-	-	-	-	-	-	-	-	-	-
	2-amino-N-(isopropyl)benzamide	µg/l		-	-	-	-	-	-	-	-	-	-	-	-	-	-	-	-	-
	2-Chloro-2,6-diethylacetanilide	µg/l		-	-	-	-	-	-	-	-	-	-	-	-	-	-	-	-	-
	Acibenzolar-S-methyl	µg/l		-	-	-	-	-	-	-	-	-	-	-	-	-	-	-	-	-
	Aminopyralid	µg/l		-	-	-	-	-	-	-	-	-	-	-	-	-	-	-	-	-
	Azoxystrobin	µg/L		-	-	-	-	-	-	-	-	-	-	-	-	-	-	-	-	-
	BAM	µg/l		-	-	-	-	-	-	-	-	-	-	-	-	-	-	-	-	-
	Benalaxyl	µg/l		-	-	-	-	-	-	-	-	-	-	-	-	-	-	-	-	-
	Bentazone methyl	µg/l		-	-	-	-	-	-	-	-	-	-	-	-	-	-	-	-	-
	Bifenox	µg/L		-	-	-	-	-	-	-	-	-	-	-	-	-	-	-	-	-
	Bitertanol	µg/l		-	-	-	-	-	-	-	-	-	-	-	-	-	-	-	-	-
	Boscalid	µg/l		-	-	-	-	-	-	-	-	-	-	-	-	-	-	-	-	-
	Cadusafos	µg/l		-	-	-	-	-	-	-	-	-	-	-	-	-	-	-	-	-
	Carfentrazone-ethyl	µg/L		-	-	-	-	-	-	-	-	-	-	-	-	-	-	-	-	-
	Chloridazon-desphenyl	µg/l		-	-	-	-	-	-	-	-	-	-	-	-	-	-	-	-	-
	Chloridazon-methyl desphenyl	µg/l		-	-	-	-	-	-	-	-	-	-	-	-	-	-	-	-	-
	Chlorotoluron-desmethyl	µg/l		-	-	-	-	-	-	-	-	-	-	-	-	-	-	-	-	-
	Chlorpropham	µg/L		-	-	-	-	-	-	-	-	-	-	-	-	-	-	-	-	-
	Clodinafop	µg/l		-	-	-	-	-	-	-	-	-	-	-	-	-	-	-	-	-
	Clomeprop	µg/l		-	-	-	-	-	-	-	-	-	-	-	-	-	-	-	-	-
	Crimidine	µg/l		-	-	-	-	-	-	-	-	-	-	-	-	-	-	-	-	-
	Cybutryme (Irgarol)	µg/l		-	-	-	-	-	-	-	-	-	-	-	-	-	-	-	-	-

				Location	BH08004	BH08004	BH08004	BH08008	BH08008	BH08008	BH08008	BH08008	BH08008	BH08010	BH08013	BH08013	BH08013	BH08013	BH08013	
				Sampled_Date	02/07/2020	29/07/2020	25/08/2020	26/11/2019	26/11/2019	08/07/2020	29/07/2020	25/08/2020	26/01/2021	26/11/2019	08/07/2020	29/07/2020	29/07/2020	25/08/2020		
				Sample_Depth	15	1.26	1.23	7	7	15.5	1.6	1.55	0	5	12	1.63	1.63	1.59		
				Avg																
				Arcadis GAC - Human Health - Residential	UK Drinking Water Standards	UK Estuaries and coastal waters EQS	UK Freshwater EQS													
Chem_Group	Analyte	Units	MDL																	
	Cyprazine	µg/l		-	-	-	-	-	-	-	-	-	-	-	-	-	-	-	-	-
	Cyprodinil	µg/L		-	-	-	-	-	-	-	-	-	-	-	-	-	-	-	-	-
	Dichlofenthion	µg/l		-	-	-	-	-	-	-	-	-	-	-	-	-	-	-	-	-
	Dichlormid	µg/l		-	-	-	-	-	-	-	-	-	-	-	-	-	-	-	-	-
	Diethofencarb	µg/l		-	-	-	-	-	-	-	-	-	-	-	-	-	-	-	-	-
	Difenacoum	µg/l		-	-	-	-	-	-	-	-	-	-	-	-	-	-	-	-	-
	Dimefuron	µg/l		-	-	-	-	-	-	-	-	-	-	-	-	-	-	-	-	-
	Dimethachlo	µg/l		-	-	-	-	-	-	-	-	-	-	-	-	-	-	-	-	-
	Dimethenamid	µg/l		-	-	-	-	-	-	-	-	-	-	-	-	-	-	-	-	-
	Dimethomorph	µg/l		-	-	-	-	-	-	-	-	-	-	-	-	-	-	-	-	-
	Dinoterb	µg/l		-	-	-	-	-	-	-	-	-	-	-	-	-	-	-	-	-
	Diuron desmethyl (DCPMU)	µg/l		-	-	-	-	-	-	-	-	-	-	-	-	-	-	-	-	-
	Epoxiconazole	µg/l		-	-	-	-	-	-	-	-	-	-	-	-	-	-	-	-	-
	Etrimphos	µg/L	0.01	-	-	-	-	-	-	-	-	-	-	-	-	-	-	-	-	-
	Fenoxaprop	µg/l		-	-	-	-	-	-	-	-	-	-	-	-	-	-	-	-	-
	Fenpropidin	µg/l		-	-	-	-	-	-	-	-	-	-	-	-	-	-	-	-	-
	Fenuron	µg/l		-	-	-	-	-	-	-	-	-	-	-	-	-	-	-	-	-
	Fipronil	µg/L		-	-	-	-	-	-	-	-	-	-	-	-	-	-	-	-	-
	Florasulam	µg/l		-	-	-	-	-	-	-	-	-	-	-	-	-	-	-	-	-
	Fluazifop	µg/l		-	-	-	-	-	-	-	-	-	-	-	-	-	-	-	-	-
	Fluazifop-P-butyl	µg/L		-	-	-	-	-	-	-	-	-	-	-	-	-	-	-	-	-
	Foramsulfuron	µg/l		-	-	-	-	-	-	-	-	-	-	-	-	-	-	-	-	-
	Furathiocarb	µg/l		-	-	-	-	-	-	-	-	-	-	-	-	-	-	-	-	-
	Haloxifop	µg/l		-	-	-	-	-	-	-	-	-	-	-	-	-	-	-	-	-
	Haloxifop-p-methyl	µg/l		-	-	-	-	-	-	-	-	-	-	-	-	-	-	-	-	-
	Heptachlor epoxide	µg/L	0.01	-	-	-	0.03#1	-	-	-	-	-	-	-	-	-	-	-	-	-
	Imazamox	µg/l		-	-	-	-	-	-	-	-	-	-	-	-	-	-	-	-	-
	Indoxacarb	µg/L		-	-	-	-	-	-	-	-	-	-	-	-	-	-	-	-	-
	Isoproturon-desmethyl	µg/l		-	-	-	-	-	-	-	-	-	-	-	-	-	-	-	-	-
	Isoproturon-monodesmethyl	µg/l		-	-	-	-	-	-	-	-	-	-	-	-	-	-	-	-	-

				Location	BH08004	BH08004	BH08004	BH08008	BH08008	BH08008	BH08008	BH08008	BH08008	BH08010	BH08013	BH08013	BH08013	BH08013	BH08013	
				Sampled_Date	02/07/2020	29/07/2020	25/08/2020	26/11/2019	26/11/2019	08/07/2020	29/07/2020	25/08/2020	26/01/2021	26/11/2019	08/07/2020	29/07/2020	29/07/2020	29/07/2020	25/08/2020	
				Sample_Time																
				Sample_Depth	15	1.26	1.23	7	7	15.5	1.6	1.55	0	5	12	1.63	1.63	1.59		
				Avg																
				Arcadis GAC - Human Health - Residential	UK Drinking Water Standards	UK Estuaries and coastal waters EQS	UK Freshwater EQS													
Chem_Group	Analyte	Units	MDL																	
	Isopyrazam	µg/l		-	-	-	-	-	-	-	-	-	-	-	-	-	-	-	-	-
	Kresoxim-methyl	µg/l		-	-	-	-	-	-	-	-	-	-	-	-	-	-	-	-	-
	Malaoxon	µg/l		-	-	-	-	-	-	-	-	-	-	-	-	-	-	-	-	-
	Mandipropamid	µg/l		-	-	-	-	-	-	-	-	-	-	-	-	-	-	-	-	-
	Mecarbam	µg/l		-	-	-	-	-	-	-	-	-	-	-	-	-	-	-	-	-
	Mesotrione	µg/l		-	-	-	-	-	-	-	-	-	-	-	-	-	-	-	-	-
	Metconazole	µg/l		-	-	-	-	-	-	-	-	-	-	-	-	-	-	-	-	-
	Methacriphos	µg/L	0.01	-	-	-	-	-	-	-	-	-	-	-	-	-	-	-	-	-
	Metribuzin-desamino	µg/l		-	-	-	-	-	-	-	-	-	-	-	-	-	-	-	-	-
	Naptalam	µg/l		-	-	-	-	-	-	-	-	-	-	-	-	-	-	-	-	-
	Nicosulfuron	µg/l		-	-	-	-	-	-	-	-	-	-	-	-	-	-	-	-	-
	Nuarimol	µg/l		-	-	-	-	-	-	-	-	-	-	-	-	-	-	-	-	-
	Oxadixyl	µg/l		-	-	-	-	-	-	-	-	-	-	-	-	-	-	-	-	-
	Paraoxon-ethyl	µg/l		-	-	-	-	-	-	-	-	-	-	-	-	-	-	-	-	-
	Parathion-ethyl	µg/l		-	-	-	-	-	-	-	-	-	-	-	-	-	-	-	-	-
	Penconazole	µg/l		-	-	-	-	-	-	-	-	-	-	-	-	-	-	-	-	-
	Pencycuron	µg/l		-	-	-	-	-	-	-	-	-	-	-	-	-	-	-	-	-
	Phosphamidon II (E)	µg/l	0.01	-	-	-	-	-	-	-	-	-	-	-	-	-	-	-	-	-
	Pretilachlor	µg/l		-	-	-	-	-	-	-	-	-	-	-	-	-	-	-	-	-
	Primisulfuron-methyl	µg/l		-	-	-	-	-	-	-	-	-	-	-	-	-	-	-	-	-
	Prodiamine	µg/l		-	-	-	-	-	-	-	-	-	-	-	-	-	-	-	-	-
	Propaquizafop	µg/l		-	-	-	-	-	-	-	-	-	-	-	-	-	-	-	-	-
	Propetamphos	µg/L	0.01	-	-	-	-	-	-	-	-	-	-	-	-	-	-	-	-	-
	Prosulfocarb	µg/l		-	-	-	-	-	-	-	-	-	-	-	-	-	-	-	-	-
	Prothioconazole	µg/l		-	-	-	-	-	-	-	-	-	-	-	-	-	-	-	-	-
	Pyribenzoxim	µg/l		-	-	-	-	-	-	-	-	-	-	-	-	-	-	-	-	-
	Quinmerac	µg/l		-	-	-	-	-	-	-	-	-	-	-	-	-	-	-	-	-
	Quizalofop	µg/l		-	-	-	-	-	-	-	-	-	-	-	-	-	-	-	-	-
	Rimsulfuron	µg/l		-	-	-	-	-	-	-	-	-	-	-	-	-	-	-	-	-
	Sebuthylazine	µg/l		-	-	-	-	-	-	-	-	-	-	-	-	-	-	-	-	-

				Location	BH08004	BH08004	BH08004	BH08008	BH08008	BH08008	BH08008	BH08008	BH08008	BH08010	BH08013	BH08013	BH08013	BH08013	BH08013
				Sampled_Date	02/07/2020	29/07/2020	25/08/2020	26/11/2019	26/11/2019	08/07/2020	29/07/2020	25/08/2020	26/01/2021	26/11/2019	08/07/2020	29/07/2020	29/07/2020	25/08/2020	
				Sample_Depth	15	1.26	1.23	7	7	15.5	1.6	1.55	0	5	12	1.63	1.63	1.59	
				Avg															
				Arcadis GAC - Human Health - Residential	UK Drinking Water Standards	UK Estuaries and coastal waters EQS	UK Freshwater EQS												
Chem_Group	Analyte	Units	MDL																
	Simazine-2-hydroxy	µg/l		-	-	-	-	-	-	-	-	-	-	-	-	-	-	-	-
	Sodium Acifluorfen	µg/L		-	-	-	-	-	-	-	-	-	-	-	-	-	-	-	-
	Sulfosulfuron	µg/l		-	-	-	-	-	-	-	-	-	-	-	-	-	-	-	-
	Tecnazene	µg/L	0.01				1 <sup>nd</sup>	1 <sup>st</sup>	-	-	-	-	-	-	-	-	-	-	-
	Teflubenzuron	µg/l		-	-	-	-	-	-	-	-	-	-	-	-	-	-	-	-
	Terbuthylazine-desethyl	µg/l		-	-	-	-	-	-	-	-	-	-	-	-	-	-	-	-
	Terbuthylazine-desethyl-2-hydroxy	µg/l		-	-	-	-	-	-	-	-	-	-	-	-	-	-	-	-
	Terbuthylazine-hydroxy	µg/l		-	-	-	-	-	-	-	-	-	-	-	-	-	-	-	-
	Thiabendazole	µg/L		-	-	-	5 <sup>th</sup>	5 <sup>th</sup>	-	-	-	-	-	-	-	-	-	-	-
	Thiamethoxam	µg/L		-	-	-	-	-	-	-	-	-	-	-	-	-	-	-	-
	Tribenuron-methyl	µg/L		-	-	-	-	-	-	-	-	-	-	-	-	-	-	-	-
	Trietazine	µg/L	0.01	-	-	-	-	-	-	-	-	-	-	-	-	-	-	-	-
	Trifloxysulfuron-sodium	µg/l		-	-	-	-	-	-	-	-	-	-	-	-	-	-	-	-
	Triflusulfuron-methyl	µg/l		-	-	-	-	-	-	-	-	-	-	-	-	-	-	-	-
	Triforine	µg/l		-	-	-	-	-	-	-	-	-	-	-	-	-	-	-	-
	Triticonazole	µg/l		-	-	-	-	-	-	-	-	-	-	-	-	-	-	-	-
	Desmetryn	mg/L		-	-	-	-	-	-	-	-	-	-	-	-	-	-	-	-
	Simetryn	mg/L		-	-	-	-	-	-	-	-	-	-	-	-	-	-	-	-
	Clothianidin	µg/L		-	-	-	-	-	-	-	-	-	-	-	-	-	-	-	-
	Cymoxanil	µg/L		-	-	-	-	-	-	-	-	-	-	-	-	-	-	-	-
	Fluazifop-butyl	µg/L		-	-	-	-	-	-	-	-	-	-	-	-	-	-	-	-
	Imazamethabenz-methyl	µg/L		-	-	-	-	-	-	-	-	-	-	-	-	-	-	-	-
	Mesosulfuron-methyl	µg/L		-	-	-	-	-	-	-	-	-	-	-	-	-	-	-	-
	Metamitron	µg/L		-	-	-	-	-	-	-	-	-	-	-	-	-	-	-	-
	Melbromuron	µg/L		-	-	-	-	-	-	-	-	-	-	-	-	-	-	-	-
	Monuron	µg/L		-	-	-	-	-	-	-	-	-	-	-	-	-	-	-	-
	Secbumeton	µg/L		-	-	-	-	-	-	-	-	-	-	-	-	-	-	-	-
	Spiroxamine	µg/L		-	-	-	-	-	-	-	-	-	-	-	-	-	-	-	-
	Clomazon	µg/L		-	-	-	-	-	-	-	-	-	-	-	-	-	-	-	-
	Metazachlor	µg/L	0.01	-	-	-	-	-	-	-	-	-	-	-	-	-	-	-	-

				Location	BH08004	BH08004	BH08004	BH08008	BH08008	BH08008	BH08008	BH08008	BH08008	BH08010	BH08013	BH08013	BH08013	BH08013	BH08013	
				Sampled Date	02/07/2020	29/07/2020	25/08/2020	26/11/2019	26/11/2019	08/07/2020	29/07/2020	25/08/2020	26/01/2021	26/11/2019	08/07/2020	29/07/2020	29/07/2020	25/08/2020		
				Sample Depth	15	1.26	1.23	7	7	15.5	1.6	1.55	0	5	12	1.63	1.63	1.59		
				Avg																
				Arcadis GAC - Human Health - Residential	UK Drinking Water Standards	UK Estuaries and coastal waters EQS	UK Freshwater EQS													
Chem_Group	Analyte	Units	MDL																	
	Methabenzthiazuran	µg/L		-	-	-	-	-	-	-	-	-	-	-	-	-	-	-	-	-
	Iprovalicarb	µg/L		-	-	-	-	-	-	-	-	-	-	-	-	-	-	-	-	-
	Chloroxuron	µg/L		-	-	-	-	-	-	-	-	-	-	-	-	-	-	-	-	-
	Neburon	µg/L		-	-	-	-	-	-	-	-	-	-	-	-	-	-	-	-	-
	Metribuzin	µg/L		-	-	-	-	-	-	-	-	-	-	-	-	-	-	-	-	-
	2,3,6-Trichlorobenzoic Acid (Tba)	µg/L		-	-	-	-	-	-	-	-	-	-	-	-	-	-	-	-	-
	2,4,5-Trichlorophenoxy Acetic Acid	µg/L		-	-	-	-	-	-	-	-	-	-	-	-	-	-	-	-	-
	2,4,5-TP (Silvex)	µg/L		-	-	-	-	-	-	-	-	-	-	-	-	-	-	-	-	-
	Pyrimethanil	µg/L		-	-	-	-	-	-	-	-	-	-	-	-	-	-	-	-	-
	Hedonal	µg/L					0.3 <sup>#3</sup>													
	2,4-DDT	µg/L	0.01				0.00625 <sup>#49</sup>													
	Propachlor	µg/L	0.01																	
	Propamocarb	µg/L																		
	2,4-Dichlorprop	µg/L																		
	3-Hydroxy Carbofuran	µg/L																		
	4-(2,4-Dichlorophenoxy)butyric Acid (2,4-DB)	µg/L																		
	4,4-DDE	µg/L	0.01				0.00625 <sup>#49</sup>													
	4-Bromo-3,5-dimethylphenyl-N-methylcarbamate	µg/L																		
	a-BHC	µg/L	0.01																	
	Acetochlor	µg/L																		
	Aldicarb	µg/L																		
	Aldicarb sulfone	µg/L																		
	Aldrin	µg/L	0.01				0.03 <sup>#1</sup>													
	Ametryn	µg/L																		
	Amidosulfuron	µg/L																		
	Acetamiprid	µg/L																		
	Aclonifen	µg/L																		
	Actril (toxynil)	µg/L					10 <sup>#4</sup>													
	Altraton	µg/L																		
	Atrazine	µg/L	0.01				0.6 <sup>#3</sup>													

				Location	BH08004	BH08004	BH08004	BH08008	BH08008	BH08008	BH08008	BH08008	BH08008	BH08010	BH08013	BH08013	BH08013	BH08013	BH08013	
				Sampled_Date	02/07/2020	29/07/2020	25/08/2020	26/11/2019	26/11/2019	08/07/2020	29/07/2020	25/08/2020	26/01/2021	26/11/2019	08/07/2020	29/07/2020	29/07/2020	25/08/2020		
				Sample_Time																
				Sample_Depth_Avg	15	1.26	1.23	7	7	15.5	1.6	1.55	0	5	12	1.63	1.63	1.59		
				Arcadis GAC - Human Health - Residential	UK Drinking Water Standards	UK Estuaries and coastal waters EQS	UK Freshwater EQS													
Chem_Group	Analyte	Units	MDL																	
	Azinophos methyl	µg/L	0.01			0.01 <sup>#6</sup>	0.01 <sup>#6</sup>	-	-	-	-	-	-	-	-	-	-	-	-	-
	Baygon	µg/L						-	-	-	-	-	-	-	-	-	-	-	-	-
	b-BHC	µg/L	0.01					-	-	-	-	-	-	-	-	-	-	-	-	-
	Benazolin	µg/L						-	-	-	-	-	-	-	-	-	-	-	-	-
	Bendiocarb	µg/L						-	-	-	-	-	-	-	-	-	-	-	-	-
	Bentazone	µg/L	0.02			500 <sup>#4</sup>	500 <sup>#4</sup>	-	-	-	-	-	-	-	-	-	-	-	-	-
	Bidrin	µg/L						-	-	-	-	-	-	-	-	-	-	-	-	-
	Bromacil	µg/L						-	-	-	-	-	-	-	-	-	-	-	-	-
	Bromazil	µg/L						-	-	-	-	-	-	-	-	-	-	-	-	-
	Bromophos-ethyl	µg/L						-	-	-	-	-	-	-	-	-	-	-	-	-
	Bromoxynil	µg/L				100 <sup>#4</sup>	100 <sup>#4</sup>	-	-	-	-	-	-	-	-	-	-	-	-	-
	Carbaryl	µg/L						-	-	-	-	-	-	-	-	-	-	-	-	-
	Carbendazim	µg/L					0.15 <sup>#4</sup>	-	-	-	-	-	-	-	-	-	-	-	-	-
	Carbetamide	µg/L						-	-	-	-	-	-	-	-	-	-	-	-	-
	Carbofuran	µg/L						-	-	-	-	-	-	-	-	-	-	-	-	-
	Carbophenothion	µg/L	0.01					-	-	-	-	-	-	-	-	-	-	-	-	-
	Carboxin	µg/L						-	-	-	-	-	-	-	-	-	-	-	-	-
	Chlorbromuron	µg/L						-	-	-	-	-	-	-	-	-	-	-	-	-
	chlordane	µg/L	0.01					-	-	-	-	-	-	-	-	-	-	-	-	-
	Chlordane (cis)	µg/L	0.01					-	-	-	-	-	-	-	-	-	-	-	-	-
	Azinphos Ethyl	µg/L	0.01					-	-	-	-	-	-	-	-	-	-	-	-	-
	Chlordane (trans)	µg/L	0.01					-	-	-	-	-	-	-	-	-	-	-	-	-
	Chlorfenvinphos	µg/L	0.01			0.1 <sup>#3</sup>	0.1 <sup>#3</sup>	-	-	-	-	-	-	-	-	-	-	-	-	-
	Chloridazon	µg/L						-	-	-	-	-	-	-	-	-	-	-	-	-
	Chlorotoluron	µg/L				2 <sup>#4</sup>	2 <sup>#4</sup>	-	-	-	-	-	-	-	-	-	-	-	-	-
	Chlorpyrifos	µg/L	0.01			0.03 <sup>#3</sup>		-	-	-	-	-	-	-	-	-	-	-	-	-
	Chlorpyrifos-methyl	µg/L	0.01					-	-	-	-	-	-	-	-	-	-	-	-	-
	Chlorsulfuron	µg/L						-	-	-	-	-	-	-	-	-	-	-	-	-
	Clopyralid	µg/L						-	-	-	-	-	-	-	-	-	-	-	-	-
	Coumaphos	µg/L	0.01			0.03 <sup>#4</sup>	0.03 <sup>#4</sup>	-	-	-	-	-	-	-	-	-	-	-	-	-



				Location	BH08004	BH08004	BH08004	BH08008	BH08008	BH08008	BH08008	BH08008	BH08008	BH08010	BH08013	BH08013	BH08013	BH08013	BH08013	
				Sampled Date	02/07/2020	29/07/2020	25/08/2020	26/11/2019	26/11/2019	08/07/2020	29/07/2020	25/08/2020	26/01/2021	26/11/2019	08/07/2020	29/07/2020	29/07/2020	25/08/2020		
				Sample Depth	15	1.26	1.23	7	7	15.5	1.6	1.55	0	5	12	1.63	1.63	1.59		
				Avg																
Chem_Group	Analyte	Units	MDL	Arcadis GAC - Human Health - Residential	UK Drinking Water Standards	UK Estuaries and coastal waters EQS	UK Freshwater EQS													
	Cyanazine	µg/L	0.01					-	-	-	-	-	-	-	-	-	-	-	-	-
	Cyproconazole	µg/L						-	-	-	-	-	-	-	-	-	-	-	-	-
	Cyromazine	µg/L						-	-	-	-	-	-	-	-	-	-	-	-	-
	d-BHC	µg/L	0.01					-	-	-	-	-	-	-	-	-	-	-	-	-
	DDD	µg/L	0.01			0.00625 <sup>#49</sup>	0.00625 <sup>#49</sup>	-	-	-	-	-	-	-	-	-	-	-	-	-
	DDT	µg/L	0.01			0.01 <sup>#52</sup>	0.01 <sup>#52</sup>	-	-	-	-	-	-	-	-	-	-	-	-	-
	Deisopropylatrazine	µg/L						-	-	-	-	-	-	-	-	-	-	-	-	-
	Chlorothalonil	µg/L	0.01				0.035 <sup>#3</sup>	-	-	-	-	-	-	-	-	-	-	-	-	-
	Deethylatrazine	µg/L						-	-	-	-	-	-	-	-	-	-	-	-	-
	Demeton-S-methyl	µg/L	0.01					-	-	-	-	-	-	-	-	-	-	-	-	-
	Diazinon	µg/L	0.01			0.01 <sup>#3</sup>	0.01 <sup>#3</sup>	-	-	-	-	-	-	-	-	-	-	-	-	-
	Dicamba	µg/L						-	-	-	-	-	-	-	-	-	-	-	-	-
	Dichlobenil	µg/L	0.01					-	-	-	-	-	-	-	-	-	-	-	-	-
	cis-Permethrin	µg/L	0.01					-	-	-	-	-	-	-	-	-	-	-	-	-
	Dichlorvos	µg/L	0.01			0.04 <sup>#4</sup>	0.001 <sup>#4</sup>	-	-	-	-	-	-	-	-	-	-	-	-	-
	Diclofop	µg/L						-	-	-	-	-	-	-	-	-	-	-	-	-
	Dieldrin	µg/L	0.01			0.03 <sup>#1</sup>	0.00125 <sup>#50</sup>	0.0025 <sup>#51</sup>	-	-	-	-	-	-	-	-	-	-	-	-
	Difenoconazole	µg/L						-	-	-	-	-	-	-	-	-	-	-	-	-
	Difenoxyuron	µg/L						-	-	-	-	-	-	-	-	-	-	-	-	-
	Diflubenzuron	µg/L				0.005 <sup>#4</sup>	0.001 <sup>#4</sup>	-	-	-	-	-	-	-	-	-	-	-	-	-
	Diflufenican	µg/L						-	-	-	-	-	-	-	-	-	-	-	-	-
	Dimethoate	µg/L	0.01			0.48	0.48 <sup>#2</sup>	-	-	-	-	-	-	-	-	-	-	-	-	-
	Dinoseb	µg/L						-	-	-	-	-	-	-	-	-	-	-	-	-
	Disulfoton	µg/L	0.01					-	-	-	-	-	-	-	-	-	-	-	-	-
	Diuron	µg/L				0.48 <sup>#3</sup>	0.48 <sup>#3</sup>	-	-	-	-	-	-	-	-	-	-	-	-	-
	Endosulfan I	µg/L	0.01					-	-	-	-	-	-	-	-	-	-	-	-	-
	Endosulfan II	µg/L	0.01					-	-	-	-	-	-	-	-	-	-	-	-	-
	Endosulfan sulphate	µg/L	0.01					-	-	-	-	-	-	-	-	-	-	-	-	-
	Endrin	µg/L	0.01			0.00125 <sup>#50</sup>	0.0025 <sup>#51</sup>	-	-	-	-	-	-	-	-	-	-	-	-	-
	Endrin ketone	µg/L	0.01					-	-	-	-	-	-	-	-	-	-	-	-	-

				Location	BH08004	BH08004	BH08004	BH08008	BH08008	BH08008	BH08008	BH08008	BH08008	BH08010	BH08013	BH08013	BH08013	BH08013	BH08013	
				Sampled_Date	02/07/2020	29/07/2020	25/08/2020	26/11/2019	26/11/2019	08/07/2020	29/07/2020	25/08/2020	26/01/2021	26/11/2019	08/07/2020	29/07/2020	29/07/2020	25/08/2020		
				Sample_Depth	15	1.26	1.23	7	7	15.5	1.6	1.55	0	5	12	1.63	1.63	1.59		
				Avg																
				Arcadis GAC - Human Health - Residential	UK Drinking Water Standards	UK Estuaries and coastal waters EQS	UK Freshwater EQS													
Chem_Group	Analyte	Units	MDL																	
	s-Ethyl dipropylthiocarbamate	µg/L		-	-	-	-	-	-	-	-	-	-	-	-	-	-	-	-	-
	Ethiofencarb	µg/L		-	-	-	-	-	-	-	-	-	-	-	-	-	-	-	-	-
	Ethion	µg/L	0.01	-	-	-	-	-	-	-	-	-	-	-	-	-	-	-	-	-
	Ethoprop	µg/L		-	-	-	-	-	-	-	-	-	-	-	-	-	-	-	-	-
	Ethofumesate	µg/L		-	-	-	-	-	-	-	-	-	-	-	-	-	-	-	-	-
	Etridiazole	µg/L	0.01	-	-	-	-	-	-	-	-	-	-	-	-	-	-	-	-	-
	Fenamiphos	µg/L		-	-	-	-	-	-	-	-	-	-	-	-	-	-	-	-	-
	Fenarimol	µg/L		-	-	-	-	-	-	-	-	-	-	-	-	-	-	-	-	-
	Fenitrothion	µg/L	0.01				0.01 <sup>#4</sup>	0.01 <sup>#4</sup>	-	-	-	-	-	-	-	-	-	-	-	-
	Fensulfothion	µg/L		-	-	-	-	-	-	-	-	-	-	-	-	-	-	-	-	-
	Fenhexamid	µg/L		-	-	-	-	-	-	-	-	-	-	-	-	-	-	-	-	-
	Fenoxycarb	µg/L		-	-	-	-	-	-	-	-	-	-	-	-	-	-	-	-	-
	Fenthion	µg/L	0.01	-	-	-	-	-	-	-	-	-	-	-	-	-	-	-	-	-
	Fenpropimorf	µg/L		-	-	-	-	-	-	-	-	-	-	-	-	-	-	-	-	-
	Fluroxypyr	µg/L	0.03	-	-	-	-	-	-	-	-	-	-	-	-	-	-	-	-	-
	Flutolanil	µg/L		-	-	-	-	-	-	-	-	-	-	-	-	-	-	-	-	-
	Fonofos	µg/L		-	-	-	-	-	-	-	-	-	-	-	-	-	-	-	-	-
	g-BHC (Lindane)	µg/L	0.01	-	-	-	-	-	-	-	-	-	-	-	-	-	-	-	-	-
	Haloxyp-methyl	µg/L		-	-	-	-	-	-	-	-	-	-	-	-	-	-	-	-	-
	Thifensulfuron	µg/L		-	-	-	-	-	-	-	-	-	-	-	-	-	-	-	-	-
	Heptachlor	µg/L	0.01				0.03 <sup>#1</sup>		-	-	-	-	-	-	-	-	-	-	-	-
	Hexaconazole	µg/L		-	-	-	-	-	-	-	-	-	-	-	-	-	-	-	-	-
	Hexazinone	µg/L		-	-	-	-	-	-	-	-	-	-	-	-	-	-	-	-	-
	Hydroxyatrazine	µg/L		-	-	-	-	-	-	-	-	-	-	-	-	-	-	-	-	-
	Iprodione	µg/L		-	-	-	-	-	-	-	-	-	-	-	-	-	-	-	-	-
	Isodrin	µg/L	0.01				0.00125 <sup>#50</sup>	0.0025 <sup>#51</sup>	-	-	-	-	-	-	-	-	-	-	-	-
	Isoproturon	µg/L					0.3 <sup>#3</sup>	0.3 <sup>#3</sup>	-	-	-	-	-	-	-	-	-	-	-	-
	Linuron	µg/L					0.5 <sup>#3</sup>	0.5 <sup>#3</sup>	-	-	-	-	-	-	-	-	-	-	-	-
	Malathion	µg/L	0.01				0.02 <sup>#4</sup>	0.01 <sup>#4</sup>	-	-	-	-	-	-	-	-	-	-	-	-
	2-Methyl-4-chlorophenoxyacetic acid	µg/L		-	-	-	-	-	-	-	-	-	-	-	-	-	-	-	-	-

				Location	BH08004	BH08004	BH08004	BH08008	BH08008	BH08008	BH08008	BH08008	BH08008	BH08010	BH08013	BH08013	BH08013	BH08013	BH08013	
				Sampled Date	02/07/2020	29/07/2020	25/08/2020	26/11/2019	26/11/2019	08/07/2020	29/07/2020	25/08/2020	26/01/2021	26/11/2019	08/07/2020	29/07/2020	29/07/2020	29/07/2020	25/08/2020	
				Sample Depth	15	1.26	1.23	7	7	15.5	1.6	1.55	0	5	12	1.63	1.63	1.59		
				Avg																
				Arcadis GAC - Human Health - Residential	UK Drinking Water Standards	UK Estuaries and coastal waters EQS	UK Freshwater EQS													
Chem_Group	Analyte	Units	MDL																	
	2-Methyl-4-Chlorophenoxy Butanoic Acid	µg/L						-	-	-	-	-	-	-	-	-	-	-	-	-
	Mecoprop	µg/L				18 <sup>#3</sup>	18 <sup>#3</sup>	-	-	-	-	-	-	-	-	-	-	-	-	-
	Mefenpyr-diethyl	µg/L						-	-	-	-	-	-	-	-	-	-	-	-	-
	Metachlor	µg/L	0.01			0.3 <sup>#3</sup>	0.3 <sup>#3</sup>	-	-	-	-	-	-	-	-	-	-	-	-	-
	Metaxyl	µg/L						-	-	-	-	-	-	-	-	-	-	-	-	-
	Methamidophos	µg/L						-	-	-	-	-	-	-	-	-	-	-	-	-
	Methidathion	µg/L						-	-	-	-	-	-	-	-	-	-	-	-	-
	Methiocarb	µg/L					0.01 <sup>#4</sup>	-	-	-	-	-	-	-	-	-	-	-	-	-
	Methomyl	µg/L						-	-	-	-	-	-	-	-	-	-	-	-	-
	Methoxychlor	µg/L	0.01					-	-	-	-	-	-	-	-	-	-	-	-	-
	Methoxyfenozide	µg/L						-	-	-	-	-	-	-	-	-	-	-	-	-
	Methyl parathion	µg/L	0.01					-	-	-	-	-	-	-	-	-	-	-	-	-
	Metolachlor	µg/L						-	-	-	-	-	-	-	-	-	-	-	-	-
	Metoxuron	µg/L						-	-	-	-	-	-	-	-	-	-	-	-	-
	Metsulfuron Methyl	µg/L						-	-	-	-	-	-	-	-	-	-	-	-	-
	Mevinphos (Phosdrin)	µg/L	0.01				0.02(MAC) <sup>#53</sup>	-	-	-	-	-	-	-	-	-	-	-	-	-
	Molinate	µg/L						-	-	-	-	-	-	-	-	-	-	-	-	-
	Moninuran	µg/L						-	-	-	-	-	-	-	-	-	-	-	-	-
	Monocrotophos	µg/L						-	-	-	-	-	-	-	-	-	-	-	-	-
	Napropamide	µg/L						-	-	-	-	-	-	-	-	-	-	-	-	-
	Flusilazole (NuStar)	µg/L						-	-	-	-	-	-	-	-	-	-	-	-	-
	o,p-DDD	µg/L	0.01					-	-	-	-	-	-	-	-	-	-	-	-	-
	o,p'-DDE	µg/L	0.01					-	-	-	-	-	-	-	-	-	-	-	-	-
	o,p-Methoxychlor	µg/L	0.01					-	-	-	-	-	-	-	-	-	-	-	-	-
	Omethoate	µg/L	0.01				0.01 <sup>#4</sup>	-	-	-	-	-	-	-	-	-	-	-	-	-
	Oxamyl	µg/L						-	-	-	-	-	-	-	-	-	-	-	-	-
	Paclobutrazol	µg/L						-	-	-	-	-	-	-	-	-	-	-	-	-
	Methyl Paraoxon	µg/L						-	-	-	-	-	-	-	-	-	-	-	-	-
	Parathion	µg/L	0.01					-	-	-	-	-	-	-	-	-	-	-	-	-
	Pendimethalin	µg/L	0.01				0.3 <sup>#3</sup>	-	-	-	-	-	-	-	-	-	-	-	-	-

				Location	BH08004	BH08004	BH08004	BH08008	BH08008	BH08008	BH08008	BH08008	BH08008	BH08010	BH08013	BH08013	BH08013	BH08013	BH08013	
				Sampled Date	02/07/2020	29/07/2020	25/08/2020	26/11/2019	26/11/2019	08/07/2020	29/07/2020	25/08/2020	26/01/2021	26/11/2019	08/07/2020	29/07/2020	29/07/2020	25/08/2020		
				Sample Depth	15	1.26	1.23	7	7	15.5	1.6	1.55	0	5	12	1.63	1.63	1.59		
				Avg																
				Arcadis GAC - Human Health - Residential	UK Drinking Water Standards	UK Estuaries and coastal waters EQS	UK Freshwater EQS													
Chem_Group	Analyte	Units	MDL																	
	Imidacloprid	µg/L		-	-	-	-	-	-	-	-	-	-	-	-	-	-	-	-	-
	Permethrin	µg/L	0.01			0.0002 <sup>#4</sup>	0.001 <sup>#4</sup>	-	-	-	-	-	-	-	-	-	-	-	-	-
	Permethrin II	µg/L	0.01					-	-	-	-	-	-	-	-	-	-	-	-	-
	Phorate	µg/L	0.01					-	-	-	-	-	-	-	-	-	-	-	-	-
	Phosmet	µg/L						-	-	-	-	-	-	-	-	-	-	-	-	-
	Lenacil	µg/L						-	-	-	-	-	-	-	-	-	-	-	-	-
	Picloram	µg/L						-	-	-	-	-	-	-	-	-	-	-	-	-
	Picoxystrobin	µg/L						-	-	-	-	-	-	-	-	-	-	-	-	-
	Pirimicarb	µg/L				1 <sup>#4</sup>	1 <sup>#4</sup>	-	-	-	-	-	-	-	-	-	-	-	-	-
	Pirimiphos-methyl	µg/L	0.01			0.015 <sup>#4</sup>	0.015 <sup>#4</sup>	-	-	-	-	-	-	-	-	-	-	-	-	-
	Pirimiphos-ethyl	µg/L	0.01					-	-	-	-	-	-	-	-	-	-	-	-	-
	Prochloraz	µg/L				4 <sup>#4</sup>	4 <sup>#4</sup>	-	-	-	-	-	-	-	-	-	-	-	-	-
	Profenofos	µg/L						-	-	-	-	-	-	-	-	-	-	-	-	-
	Promecarb	µg/L						-	-	-	-	-	-	-	-	-	-	-	-	-
	Prometon	µg/L						-	-	-	-	-	-	-	-	-	-	-	-	-
	Prometryn	µg/L	0.01					-	-	-	-	-	-	-	-	-	-	-	-	-
	Pronamide	µg/L	0.01			100 <sup>#4</sup>	100 <sup>#4</sup>	-	-	-	-	-	-	-	-	-	-	-	-	-
	Propanil	µg/L						-	-	-	-	-	-	-	-	-	-	-	-	-
	Propazine	µg/L	0.01					-	-	-	-	-	-	-	-	-	-	-	-	-
	Propham	µg/L						-	-	-	-	-	-	-	-	-	-	-	-	-
	Propiconazole	µg/L						-	-	-	-	-	-	-	-	-	-	-	-	-
	Propoxycarbazone-sodium	µg/L						-	-	-	-	-	-	-	-	-	-	-	-	-
	Pursuit	µg/L						-	-	-	-	-	-	-	-	-	-	-	-	-
	Pyriproxyfen	µg/L						-	-	-	-	-	-	-	-	-	-	-	-	-
	Quinclorac	µg/L						-	-	-	-	-	-	-	-	-	-	-	-	-
	Quinoxifen	µg/L						-	-	-	-	-	-	-	-	-	-	-	-	-
	Savey	µg/L						-	-	-	-	-	-	-	-	-	-	-	-	-
	Sethoxydim	µg/L						-	-	-	-	-	-	-	-	-	-	-	-	-
	Simazine	µg/L	0.01			1 <sup>#3</sup>	1 <sup>#3</sup>	-	-	-	-	-	-	-	-	-	-	-	-	-
	Tebuthiuron	µg/L						-	-	-	-	-	-	-	-	-	-	-	-	-

				Location	BH08004	BH08004	BH08004	BH08008	BH08008	BH08008	BH08008	BH08008	BH08008	BH08010	BH08013	BH08013	BH08013	BH08013	BH08013
				Sampled Date	02/07/2020	29/07/2020	25/08/2020	26/11/2019	26/11/2019	08/07/2020	29/07/2020	25/08/2020	26/01/2021	26/11/2019	08/07/2020	29/07/2020	29/07/2020	29/07/2020	25/08/2020
				Sample Time															
				Sample Depth	15	1.26	1.23	7	7	15.5	1.6	1.55	0	5	12	1.63	1.63	1.59	
				Avg															
				Arcadis GAC - Human Health - Residential	UK Drinking Water Standards	UK Estuaries and coastal waters EQS	UK Freshwater EQS												
Chem_Group	Analyte	Units	MDL																
	Terbutryn	µg/L	0.01	-	-	-	-	-	-	-	-	-	-	-	-	-	-	-	-
	Terbutylazine	µg/L		-	-	-	-	-	-	-	-	-	-	-	-	-	-	-	-
	Phosalone	µg/L	0.01	-	-	-	-	-	-	-	-	-	-	-	-	-	-	-	-
	Phosphamidon	µg/L	0.01	-	-	-	-	-	-	-	-	-	-	-	-	-	-	-	-
	Thiobencarb	µg/L		-	-	-	-	-	-	-	-	-	-	-	-	-	-	-	-
	Thiophanate-methyl	µg/L		-	-	-	-	-	-	-	-	-	-	-	-	-	-	-	-
	Triadimefon	µg/L	0.01	-	-	-	-	-	-	-	-	-	-	-	-	-	-	-	-
	Triadimenol	µg/L		-	-	-	-	-	-	-	-	-	-	-	-	-	-	-	-
	Triallate	µg/L	0.01			0.25 <sup>#4</sup>	0.25 <sup>#4</sup>	-	-	-	-	-	-	-	-	-	-	-	-
	Triasulfuron	µg/L		-	-	-	-	-	-	-	-	-	-	-	-	-	-	-	-
	Tributyl phosphate	µg/L	0.1			50 <sup>#4</sup>	50 <sup>#4</sup>	-	-	-	-	-	-	-	-	-	-	-	-
	Triclopyr	µg/L	0.03	-	-	-	-	-	-	-	-	-	-	-	-	-	-	-	-
	Triclosan	µg/L		-	-	-	-	-	-	-	-	-	-	-	-	-	-	-	-
	Trifluralin	µg/L	0.01			0.03 <sup>#3</sup>	0.03 <sup>#3</sup>	-	-	-	-	-	-	-	-	-	-	-	-
	Tebuconazole	µg/L		-	-	-	-	-	-	-	-	-	-	-	-	-	-	-	-
	Telodrin	µg/L	0.01	-	-	-	-	-	-	-	-	-	-	-	-	-	-	-	-
	Triazophos	µg/L	0.01			0.005 <sup>#4</sup>	0.005 <sup>#4</sup>	-	-	-	-	-	-	-	-	-	-	-	-
	Tricyclazole	µg/L		-	-	-	-	-	-	-	-	-	-	-	-	-	-	-	-
Surrogate	Surrogate Value	%		-	-	94.9	-	-	-	-	-	92.4	-	-	-	-	-	-	67.3
SVOC TIC	SVOC TICS - Detect	Detect		-	-	0	-	-	0	-	0	-	-	0	-	-	0	-	0
	SVOC Tentatively Identified Compounds	µg/L	10	-	-	<40	-	-	<40	-	<40	-	-	<40	-	-	<40	-	<40
VOC TIC	VOC TICS - Detect	Detect		-	-	0	-	-	0	-	0	-	-	0	-	-	0	-	0
	VOC Tentatively Identified Compounds	µg/l	10	-	-	<10	-	-	<10	-	<10	-	-	<10	-	-	<10	-	<10
NA	Potassium Perfluoropentane-1-Sulphonate	µg/L	0.002	-	-	-	-	-	-	-	-	-	-	-	-	-	-	-	-
Other	Temperature	°C		-	-	-	-	-	-	-	-	-	-	-	-	-	-	-	-
	Biochemical Oxygen Demand (5-day test)	µg/L	1000	-	-	-	<2000	<3600	-	-	-	<2000	<2900	-	-	-	-	-	-
	Redox	mV		-	-	-22	-	-	-	-	-57	-	-	-	-	-	-	-	-45
	Salinity (no units)	PSS-78		<8	-	-	-	-	<8	-	-	-	-	<8	-	-	-	-	-
	Conductivity @ 25oC	mS/cm	0.01	-	-	-	4.8	4.1	-	-	-	-	-	5.8	-	-	-	-	-
	Conductivity @ 20oC	µS/cm	5	2620	2690	2720	-	-	4580	4610	3970	17,300	-	4220	3780	3790	4740	-	-

				Location	BH08004	BH08004	BH08004	BH08008	BH08008	BH08008	BH08008	BH08008	BH08008	BH08010	BH08013	BH08013	BH08013	BH08013	BH08013		
				Sampled Date	02/07/2020	29/07/2020	25/08/2020	26/11/2019	26/11/2019	08/07/2020	29/07/2020	25/08/2020	26/01/2021	26/11/2019	08/07/2020	29/07/2020	29/07/2020	25/08/2020			
				Sample Depth	15	1.26	1.23	7	7	15.5	1.6	1.55	0	5	12	1.63	1.63	1.59			
				Avg																	
				Arcadis GAC - Human Health - Residential	UK Drinking Water Standards	UK Estuaries and coastal waters EQS	UK Freshwater EQS														
Chem_Group	Analyte	Units	MDL																		
	Total Dissolved Solids (Filtered)	mg/L	5					1740	-	1690	-	-	3000	-	2620	-	-	2670	-	-	3170
	Biological Oxygen Demand	mg/L	1					10.2	<1	<3	-	-	-	11.5	<1	-	-	<3	4.51	<1	<3
	Chemical Oxygen Demand	mg/L	5					36.6	36.6	37.4	13	10	74	70.5	47.7	141	25	62.7	52.5	50.4	77.1
	Dissolved Organic Carbon (Filtered)	µg/L	200					4340	3600	3500	3700	2200	4740	4410	6250	29,200	3700	6910	6070	6220	7440
	6:2 Fluorotelomer Sulfonate (6:2 FTS)	µg/L	0.002					-	-	-	-	-	-	-	-	-	-	-	-	-	-
	pH (Lab)	pH_Units	0					7.33	7.15	7.21	7.2	7.3	7.49	7	7.1	7.52	6.9	7.2	7.06	7.11	6.98
	Salinity	ppt (thousand)	0.1					-	-	-	-	-	-	-	-	-	-	-	-	-	-

**Legend**

36.2	Results exceeds GAC.
<50	Results MDL is greater than GAC.
-	Determinand has not been tested for.

**Notes**

A range is given where a determinand has been analysed for by more than one method.

				Location	BH08013	BH08014	BH08014	BH08014	BH08018	BH08018	BH08018	BH08018	BH08018	BH08019	BH08019	BH08019	BH08020	BH08020	BH08020		
				Sampled Date	25/08/2020	02/07/2020	28/07/2020	26/08/2020	25/06/2020	10/07/2020	29/07/2020	26/08/2020	02/07/2020	28/07/2020	26/08/2020	10/07/2020	10/07/2020	28/07/2020			
				Time																	
				Sample Depth	1.59	40	1.5	1.54	9	25	1.36	1.39	30	1.54	1.56	13	13	1.58			
				Avg																	
				Arcadis GAC - Human Health - Residential	UK Drinking Water Standards	UK Estuaries and coastal waters EQS	UK Freshwater EQS														
Chem_Group	Analyte	Units	MDL																		
Metals	Antimony (Filtered)	µg/L	1		5 <sup>#1</sup>			-	-	-	-	-	-	-	-	-	-	-	-		
	Arsenic	µg/L	1	NVP <sup>#2</sup>	10 <sup>#1</sup>	25 <sup>#3</sup>	50 <sup>#3</sup>	5.16	3.79	<2	<2	9	4.18	4.58	5.76	3.09	2.55	2.41	<2	<2	<2
	Arsenic (Filtered)	µg/L	0.5	NVP <sup>#2</sup>	10 <sup>#1</sup>	25 <sup>#3</sup>	50 <sup>#3</sup>	2.17	3.14	1.99	1.5	7	3.56	2.63	4.65	2.42	1.96	<3	<0.5	<0.5	0.966
	Boron	µg/L	10	NVP <sup>#2</sup>	1000 <sup>#1</sup>	7000 <sup>#4</sup>	2000 <sup>#4</sup>	360	187	143	156	190	179	174	197	112	129	131	122	123	122
	Boron (Filtered)	µg/L	10	NVP <sup>#2</sup>	1000 <sup>#1</sup>	7000 <sup>#4</sup>	2000 <sup>#4</sup>	424	138	-	152	190	171	-	182	76.9	-	171	114	117	-
	Cadmium	µg/L	0.02	NVP <sup>#2</sup>	5 <sup>#1</sup>	0.2 <sup>#5</sup>	0.08 <sup>#6</sup>	<0.5	<0.5	<0.5	<0.5	<0.02	<0.5	<0.5	<0.5	<0.5	<0.5	<0.5	<0.5	<0.5	<0.5
	Cadmium (Filtered)	µg/L	0.02	NVP <sup>#2</sup>	5 <sup>#1</sup>	0.2 <sup>#5</sup>	0.08 <sup>#6</sup>	<0.08	<0.08	<0.08	<0.08	<0.02	<0.08	<0.08	<0.08	<0.08	<0.08	<0.48	<0.08	<0.08	<0.08
	Chromium (hexavalent) (Filtered)	µg/L	3	NVP <sup>#2</sup>		0.6 <sup>#5</sup>	3.4 <sup>#5</sup>	<3	<3	<3	<3	3	<3	<3	<3	<3	9.26	18.8	<3	<3	<3
	Chromium	µg/L	1	NVP <sup>#2</sup>	50 <sup>#1</sup>	0.6 <sup>#5</sup>	3.4 <sup>#7</sup>	7.33	<3	<3	<3	<1	<3	7.79	<3	<3	3.19	<3	<3	<3	<3
	Chromium (Filtered)	µg/L	1	NVP <sup>#2</sup>	50 <sup>#1</sup>	0.6 <sup>#5</sup>	3.4 <sup>#7</sup>	<1	<1	<1	1.68	<1	<1	<1	<1	<1	<1	<6	<1	<1	<1
	Chromium (Trivalent) (Filtered)	µg/L	3	NVP <sup>#2</sup>			4.7 <sup>#5</sup>	<3	<3	<3	<3	<3	<3	<3	<3	<3	<3	<3	<3	<3	<3
	Cobalt (Filtered)	µg/L	0.5			3 <sup>#8</sup>	3 <sup>#8</sup>	<0.5	2.09	<0.5	0.759	<1	1.65	<0.5	0.699	<0.5	<0.5	<3	1.18	1.18	1.32
	Copper	µg/L	1	NVP <sup>#2</sup>	2000 <sup>#1</sup>	3.76 <sup>#9</sup>	1(bio) <sup>#10</sup>	4.22	1.08	<1	1.07	1	<1	<1	<1	<1	5.69	7.35	1.01	1.01	1.5
	Copper (Filtered)	µg/L	0.3	NVP <sup>#2</sup>	2000 <sup>#1</sup>	3.76 <sup>#9</sup>	1(bio) <sup>#10</sup>	<0.3	<0.3	<0.3	<0.3	<1	<0.3	<0.3	<0.3	<0.3	<0.3	<1.8	0.696	0.678	<0.3
	Iron (Filtered)	µg/L	10		200 <sup>#1</sup>	1000 <sup>#3</sup>	1000 <sup>#3</sup>	27,800	2760	667	1220	60	999	1310	1860	<19	<19	<114	<19	<19	68.8
	Lead	µg/L	1	NVP <sup>#2</sup>	10 <sup>#1</sup>	1.3 <sup>#5</sup>	1.2(bio) <sup>#10</sup>	-	-	-	-	-	-	-	-	-	-	-	-	-	-
	Lead (Filtered)	µg/L	0.2	NVP <sup>#2</sup>	10 <sup>#1</sup>	1.3 <sup>#5</sup>	1.2(bio) <sup>#10</sup>	<0.2	<0.2	<0.2	<0.2	<1	<0.2	<0.2	<0.2	<0.2	<0.2	<1.2	<0.2	<0.2	<0.2
	Manganese	µg/L	1		50 <sup>#1</sup>		123(bio) <sup>#11</sup>	395	216	186	156	360	422	387	350	20.3	77.4	95.2	181	180	164
	Manganese (Filtered)	µg/L	2		50 <sup>#1</sup>		123(bio) <sup>#11</sup>	340	186	-	160	360	398	-	366	<3	-	<18	156	159	-
	Mercury	µg/L	0.02	9.7 <sup>#12</sup>	1 <sup>#1</sup>	0.07(MAC) <sup>#13</sup>	0.07(MAC) <sup>#13</sup>	<0.02	<0.02	<0.02	<0.02	<0.03	<0.02	<0.02	<0.02	<0.02	<0.02	0.028	<0.02	<0.02	<0.02
	Mercury (Filtered)	µg/L	0.01	9.7 <sup>#12</sup>	1 <sup>#1</sup>	0.07(MAC) <sup>#13</sup>	0.07(MAC) <sup>#13</sup>	<0.01	<0.01	0.0223	<0.01	<0.03	<0.01	<0.01	<0.01	0.0139	<0.01	0.0304	<0.01	<0.01	0.0232
	Molybdenum (Filtered)	µg/L	1	NVP <sup>#2</sup>	70 <sup>#11</sup>			-	-	-	-	-	-	-	-	-	-	-	-	-	-
	Nickel	µg/L	1	NVP <sup>#2</sup>	20 <sup>#1</sup>	8.6 <sup>#5</sup>	4(bio) <sup>#10</sup>	5.59	5.46	3.7	4.16	7	9.53	3.23	2.46	6.15	18.6	25.2	5.54	5.4	5.43
	Nickel (Filtered)	µg/L	0.4	NVP <sup>#2</sup>	20 <sup>#1</sup>	8.6 <sup>#5</sup>	4(bio) <sup>#10</sup>	<0.4	1.69	0.778	0.535	4	7.72	0.703	1.74	5.22	13.5	20.4	4.63	4.6	5.23
	Selenium	µg/L	1	NVP <sup>#2</sup>	10 <sup>#1</sup>			<1	<1	<1	<1	<1	<1	<1	<1	2.47	4.63	4.94	1.45	1.87	1.35
	Selenium (Filtered)	µg/L	1	NVP <sup>#2</sup>	10 <sup>#1</sup>			-	-	-	-	-	-	-	-	-	-	-	-	-	-
	Strontium (Filtered)	µg/L	1					1320	1260	-	1270	1250	1050	-	1180	679	-	1770	658	658	-
	Vanadium	µg/L	1			100	20 <sup>#12</sup>	-	-	-	-	-	-	-	-	-	-	-	-	-	-
	Vanadium (Filtered)	µg/L	1			100	20 <sup>#12</sup>	-	-	-	-	-	-	-	-	-	-	-	-	-	-
	Zinc	µg/L	2	NVP <sup>#2</sup>	3000 <sup>#17</sup>	7.9 <sup>#18</sup>	10.9(bio) <sup>#10</sup>	34.6	11	10.5	12.9	4	<5	<5	<5	6.58	7.01	<5	<5	<5	8.46

				Location	BH08013	BH08014	BH08014	BH08014	BH08018	BH08018	BH08018	BH08018	BH08018	BH08019	BH08019	BH08019	BH08020	BH08020	BH08020		
				Sampled_Date	25/08/2020	02/07/2020	28/07/2020	26/08/2020	25/06/2020	10/07/2020	29/07/2020	26/08/2020	02/07/2020	28/07/2020	26/08/2020	10/07/2020	10/07/2020	28/07/2020			
				_Time																	
				Sample_Depth	1.59	40	1.5	1.54	9	25	1.36	1.39	30	1.54	1.56	13	13	1.58			
				Avg																	
Chem_Group	Analyte	Units	MDL	Arcadis GAC - Human Health - Residential	UK Drinking Water Standards	UK Estuaries and coastal waters EQS	UK Freshwater EQS														
	Zinc (Filtered)	µg/L	1	NVP <sup>#2</sup>	3000 <sup>#17</sup>	7.9 <sup>#18</sup>	10.9(bio) <sup>#10</sup>	-	-	-	-	-	-	-	-	-	-	-	-		
Inorganics	Alkalinity (Carbonate as CaCO3)	mg/L	2					-	-	-	0	-	-	-	-	-	-	-	-		
	Total Hardness	mg/l	0.35					771	544	541	529	-	635	590	535	242	232	253	579	577	587
	Total Hardness (Filtered)	mg/l	7					-	-	-	624	-	-	-	-	-	-	-	-	-	
	Alkalinity (Bicarbonate as CaCO3)	mg/L	2					641	310	331	309	358	364	385	389	199	443	519	296	296	320
	Alkalinity (Bicarbonate) as HCO3	mg/L	2					782	379	-	377	-	444	-	475	117	-	<2	361	362	-
	Alkalinity (total) as CaCO3	mg/L	2					641	310	331	309	358	364	385	389	199	443	519	296	296	320
	Ammoniacal Nitrogen as N	mg/L	0.01			0.021 <sup>#3</sup>	0.6 <sup>#19</sup>	-	-	-	-	-	-	-	-	-	-	-	-	-	
	Ammoniacal Nitrogen as N (Filtered)	mg/L	0.01			0.021 <sup>#3</sup>	0.6 <sup>#19</sup>	11.8	0.109	0.0684	0.0596	0.17	0.223	1	1.13	0.705	1.18	1.29	0.062	0.0589	0.0212
	Ammoniacal Nitrogen as NH3 (Filtered)	mg/L	0.01					-	-	-	-	-	-	-	-	-	-	-	-	-	
	Bromide	mg/L	0.008					-	-	-	2.07	-	-	-	-	-	-	-	-	-	
	Bromide (Filtered)	mg/L	0.008					5.68	2.09	-	2.36	-	2.12	-	2.1	0.783	-	0.931	0.44	0.441	-
	Calcium	mg/L	1					-	-	-	-	-	-	-	-	-	-	-	-	-	
	Calcium (Filtered)	mg/L	0.2					127	126	-	127	179	166	-	137	26.3	-	71.8	160	160	-
	Chloride	mg/L	1		250 <sup>#1</sup>		250 <sup>#3</sup>	-	-	-	-	-	-	-	-	-	-	-	-	-	
	Chloride (Filtered)	mg/L	1		250 <sup>#1</sup>		250 <sup>#3</sup>	1380	605	593	617	518	514	533	528	193	216	230	95.9	98.5	98.6
	Cyanide (Free)	µg/L	20		50 <sup>#1</sup>	1 <sup>#3</sup>	1 <sup>#2</sup>	-	-	-	-	<20	-	-	-	-	-	-	-	-	
	Cyanide (Free) (Filtered)	µg/L	2.5		50 <sup>#1</sup>	1 <sup>#3</sup>	1 <sup>#2</sup>	<2.5	<2.5	<2.5	<2.5	-	<2.5	<2.5	<2.5	<2.5	<2.5	<2.5	<2.5	<2.5	<2.5
	Cyanide Total	µg/L	20		50 <sup>#1</sup>	1 <sup>#3</sup>	1 <sup>#2</sup>	-	-	-	-	<20	-	-	-	-	-	-	-	-	
	Cyanide Total (Filtered)	µg/L	5		50 <sup>#1</sup>	1 <sup>#3</sup>	1 <sup>#2</sup>	<5	<5	<5	<5	-	<5	<5	<5	<5	<5	<5	<5	<5	<5
	cyanides-complex (Filtered)	µg/L	5		50 <sup>#1</sup>	1 <sup>#3</sup>	1 <sup>#2</sup>	<5	<5	<5	<5	-	<5	<5	<5	<5	<5	<5	<5	<5	<5
	Fluoride	µg/L	100		1500 <sup>#1</sup>	5000 <sup>#8</sup>	1000 <sup>#15</sup>	-	-	-	-	200	-	-	-	-	-	-	-	-	
	Fluoride (Filtered)	µg/L	500		1500 <sup>#1</sup>	5000 <sup>#8</sup>	1000 <sup>#15</sup>	<500	<500	<500	<500	-	<500	<500	<500	<500	<500	<500	<500	<500	<500
	Iodide	mg/L						<0.1	<0.1	-	<0.1	-	<0.1	-	<0.1	<0.1	-	<0.1	<0.1	<0.1	-
	Iodide (Filtered)	mg/L	0.1					-	-	-	-	<0.1	-	-	-	-	-	-	-	-	-
	Magnesium	mg/L	1					-	-	-	-	-	-	-	-	-	-	-	-	-	
	Magnesium (Filtered)	mg/L	0.036					100	42.9	44.4	44.8	43	42.5	42.5	42.9	13.7	0.986	<0.216	28.9	29	30.3
	Nitrate (as N) (Filtered)	mg/L	0.2					-	-	-	-	<0.2	-	-	-	-	-	-	-	-	
	Nitrate (as NO3-) (Filtered)	mg/L	0.3		50(NO3) <sup>#21</sup>			<0.3	<0.3	-	<0.3	-	1.7	-	<0.3	28.2	-	1.43	131	128	-
	Phosphate (as P) (Filtered)	µg/L	10					-	-	-	-	-	-	-	-	-	-	-	-	-	



				Location	BH08013	BH08014	BH08014	BH08014	BH08018	BH08018	BH08018	BH08018	BH08018	BH08019	BH08019	BH08019	BH08020	BH08020	BH08020		
				Sampled Date	25/08/2020	02/07/2020	28/07/2020	26/08/2020	25/06/2020	10/07/2020	29/07/2020	26/08/2020	02/07/2020	28/07/2020	26/08/2020	10/07/2020	10/07/2020	28/07/2020			
				Time																	
				Sample Depth	1.59	40	1.5	1.54	9	25	1.36	1.39	30	1.54	1.56	13	13	1.58			
				Avg																	
				Arcadis GAC - Human Health - Residential	UK Drinking Water Standards	UK Estuaries and coastal waters EQS	UK Freshwater EQS														
Chem_Group	Analyte	Units	MDL																		
	Phosphorus	µg/L	20					1610	182	168	139	-	143	268	254	34	31.1	30.8	101	115	127
	Phosphorus (Filtered)	µg/L	10					1280	129	139	109	-	101	205	240	<10	<10	<60	63.3	64.4	74.2
	Potassium (Filtered)	mg/L	0.2					31.5	23.1	23.6	24.3	28	20.3	20.4	20.7	38.5	44.6	49.4	36.3	36.4	36.6
	Sodium	mg/L	1		200 <sup>#1</sup>			-	-	-	-	-	-	-	-	-	-	-	-	-	-
	Sodium (Filtered)	mg/L	0.076		200 <sup>#1</sup>			710	329	328	351	307	314	318	288	255	362	392	63	63.5	68.5
	Sulphate	mg/L	3		250(SO4) <sup>#22</sup>		400 <sup>#4</sup>	-	-	-	-	-	-	-	-	-	-	-	-	-	-
	Sulphate (Filtered)	mg/L	2		250(SO4) <sup>#22</sup>		400 <sup>#4</sup>	61.2	98.7	83.1	90.7	125	166	115	96.8	163	175	184	202	200	198
PAH	Coronene	µg/L	50					-	-	-	-	<50	-	-	-	-	-	-	-	-	-
	Naphthalene	µg/L	0.01	3900		2 <sup>#3</sup>	2 <sup>#3</sup>	<1 - 0.041	<1 - 0.0522	0.0351	<1 - 0.0299	<2 - 0.43	<1 - 0.0748	0.113	<1 - 0.11	<0.02	<0.02	<1 - 0.0497	<1 - 0.0151	<1 - 0.0135	<0.02
	Acenaphthene	µg/L	0.005	>SOL <sup>#23</sup>			No UK EQS	<0.005	<0.01	<0.005	<0.005	<0.02	<1 - 0.0372	<0.01	<0.01	<0.01	<0.01	<0.01	<0.005	<1 - 0.0183	<0.01
	Acenaphthylene	µg/L	0.005	>SOL <sup>#23</sup>			No UK EQS	<0.005	<0.01	<0.005	<1 - 0.0189	<0.02	<0.01	<0.01	<0.01	<0.01	<0.01	<0.01	<0.005	<0.005	<0.01
	Fluoranthene	µg/L	0.005	>SOL <sup>#23</sup>		0.0063 <sup>#3</sup>	0.0063 <sup>#3</sup>	<0.005	<0.01	<0.005	<1 - 0.0288	<0.02	<0.01	<0.01	<0.01	<0.01	<0.01	<0.01	<0.005	<0.005	<0.01
	Anthracene	µg/L	0.005	>SOL <sup>#23</sup>		0.1 <sup>#3</sup>	0.1 <sup>#3</sup>	<0.005	<0.01	<0.005	<0.005	<0.02	<0.01	<0.01	<0.01	<0.01	<0.01	<0.01	<0.005	<0.005	<0.01
	Phenanthrene	µg/L	0.005	>SOL <sup>#23</sup>			No UK EQS	<0.005	<0.01	<0.005	<1 - 0.0126	<2 - 0.03	<1 - 0.0116	<0.01	<0.01	<0.01	<0.01	<0.01	<0.005	<0.005	<0.01
	Fluorene	µg/L	0.005	>SOL <sup>#23</sup>			No UK EQS	<0.005	<0.01	<0.005	<0.005	<0.02	<0.01	<0.01	<0.01	<0.01	<0.01	<0.01	<0.005	<0.005	<0.01
	Chrysene	µg/L	0.005	>SOL <sup>#23</sup>			No UK EQS	<0.005	<0.01	<0.005	<1 - 0.0134	<0.02	<1 - 0.0212	<0.01	<0.01	<0.01	<0.01	<0.01	<0.005	<1 - 0.0121	<0.01
	Pyrene	µg/L	0.005	>SOL <sup>#23</sup>			No UK EQS	<0.005	<0.01	<0.005	<1 - 0.0283	<0.02	<0.01	<0.01	<0.01	<0.01	<0.01	<0.01	<0.005	<0.005	<0.01
	Benzo(a)anthracene	µg/L	0.005	>SOL <sup>#23</sup>			No UK EQS	<0.005	<0.01	<0.005	<1 - 0.0207	<0.02	<0.01	<0.01	<0.01	<0.01	<0.01	<0.01	<0.005	<0.005	<0.01
	Benzo(b)fluoranthene	µg/L	0.005	>SOL <sup>#23</sup>	0.025 <sup>#24</sup>	See BaP <sup>#25</sup>	See BaP <sup>#25</sup>	<0.005	<0.01	<0.005	<1 - 0.0138	<0.02	<0.01	<0.01	<0.01	<0.01	<0.01	<0.01	<0.005	<0.005	<0.01
	Benzo(k)fluoranthene	µg/L	0.005	>SOL <sup>#23</sup>	0.025 <sup>#24</sup>	See BaP <sup>#25</sup>	See BaP <sup>#25</sup>	<0.005	<0.01	<0.005	<0.005	<0.02	<0.01	<0.01	<0.01	<0.01	<0.01	<0.01	<0.005	<0.005	<0.01
	Benzo(a)pyrene	µg/L	0.002	>SOL <sup>#23</sup>	0.01 <sup>#1</sup>	0.00017 <sup>#25</sup>	0.00017 <sup>#25</sup>	<0.002	<0.004	<0.002	<1 - 0.00997	<0.02	<0.004	<0.004	<0.004	<0.004	<0.004	<0.004	<0.002	<0.002	<0.004
	Dibenz(a,h)anthracene	µg/L	0.005	>SOL <sup>#23</sup>			No UK EQS	<0.005	<0.01	<0.005	<0.005	<0.02	<0.01	<0.01	<0.01	<0.01	<0.01	<0.01	<0.005	<0.005	<0.01
	Benzo(g,h,i)perylene	µg/L	0.005	>SOL <sup>#23</sup>	0.025 <sup>#24</sup>	See BaP <sup>#25</sup>	See BaP <sup>#25</sup>	<0.005	<0.01	<0.005	<1 - 0.0161	<0.02	<0.01	<0.01	<0.01	<0.01	<0.01	<0.01	<0.005	<0.005	<0.01
	Indeno(1,2,3-c,d)pyrene	µg/L	0.005	>SOL <sup>#23</sup>	0.025 <sup>#24</sup>	See BaP <sup>#25</sup>	See BaP <sup>#25</sup>	<0.005	<0.01	<0.005	<1 - 0.00962	<0.02	<0.01	<0.01	<0.01	<0.01	<0.01	<0.01	<0.005	<0.005	<0.01
	PAH 16 Total	µg/L	0.082					<0.082	<0.164	<0.082	0.202	<0.75	<0.164	<0.164	<0.164	<0.164	<0.164	<0.164	<0.082	<0.082	<0.164
TPH CWG	>C5-C6 Aliphatics	µg/L	10	>SOL <sup>#23</sup>	See TPH	See TPH	See TPH	<10	<10	<10	<10	<100	<10	<10	<10	17	26	33	<10	<10	<10
	>C6-C7 Aliphatics	µg/L	100					-	-	-	-	<100	-	-	-	-	-	-	-	-	-
	>C6-C8 Aliphatics	µg/L	10	>SOL <sup>#23</sup>	See TPH	See TPH	See TPH	<10	<10	<10	<10	<100	<10	<10	<10	80	158	201	<10	<10	<10
	>C7-C8 Aliphatics	µg/L	100					-	-	-	-	<100	-	-	-	-	-	-	-	-	-
	>C8-C10 Aliphatics	µg/L	10	>SOL <sup>#23</sup>	See TPH	See TPH	See TPH	<10	<10	<10	<10	<10	<10	<10	<10	186	418	476	<10	<10	<10

				Location	BH08013	BH08014	BH08014	BH08014	BH08018	BH08018	BH08018	BH08018	BH08018	BH08018	BH08019	BH08019	BH08019	BH08019	BH08020	BH08020	BH08020	
				Sampled Date	25/08/2020	02/07/2020	28/07/2020	26/08/2020	25/06/2020	10/07/2020	29/07/2020	26/08/2020	02/07/2020	28/07/2020	26/08/2020	10/07/2020	10/07/2020	10/07/2020	28/07/2020			
				Sample Time																		
				Sample Depth Avg	1.59	40	1.5	1.54	9	25	1.36	1.39	30	1.54	1.56	13	13	13	13	1.58		
				Arcadis GAC - Human Health - Residential	UK Drinking Water Standards	UK Estuaries and coastal waters EQS	UK Freshwater EQS															
Chem_Group	Analyte	Units	MDL																			
	>C10-C12 Aliphatics	µg/L	10	>SOL <sup>#23</sup>	See TPH	See TPH	See TPH	<10	<10	<10	<10	<10	<10	<10	<10	39	51	63	<10	<10	<10	
	>C12-C16 Aliphatics	µg/L	10	>SOL <sup>#23</sup>	See TPH	See TPH	See TPH	<10	<20	<10	<10	<10	<20	<20	<20	<20	<20	<20	<10	<10	<20	
	>C16-C21 Aliphatics	µg/L	10	NR <sup>#26</sup>	See TPH	See TPH	See TPH	<10	<20	<10	<10	<10	<20	<20	<20	<20	<20	<20	<10	<10	<20	
	>C21-C35 Aliphatics	µg/L	10	NR <sup>#26</sup>	See TPH	See TPH	See TPH	<10	<20	<10	<10	33	<20	<20	<20	<20	<20	<20	<10	<10	<20	
	>C16-C35 Aliphatics	µg/L	10	NR <sup>#26</sup>				<10	<20	<10	<10	-	<20	<20	<20	<20	<20	<20	<10	<10	<20	
	>C8-C40 Aliphatics	µg/L	10					-	-	-	-	44	-	-	-	-	-	-	-	-	-	
	Total Aliphatics >C12-C35	µg/L	10					<10	<20	<10	<10	-	<20	<20	<20	<20	<20	<20	<10	<10	<20	
	>EC5-EC7 Aromatics	µg/L	5	910	See TPH	See TPH	See TPH	-	-	-	-	<100	-	-	-	-	-	-	-	-	-	
	>EC6-EC7 Aromatics	µg/L	10					<10	<10	<10	<10	-	<10	<10	<10	<10	<10	<10	<10	<10	<10	
	>EC7-EC8 Aromatics	µg/L	5	>SOL <sup>#23</sup>	See TPH	See TPH	See TPH	<10	<10	<10	<10	<100	<10	<10	<10	<10	<10	<10	<10	<10	<10	
	>EC8-EC10 Aromatics	µg/L	10	8900	See TPH	See TPH	See TPH	<10	<10	<10	<10	<10	<10	<10	<10	153	316	391	<10	<10	<10	
	>EC10-EC12 Aromatics	µg/L	10	8000	See TPH	See TPH	See TPH	<10	<10	<10	<10	<10	<10	<10	<10	26	34	42	<10	<10	<10	
	>EC8-EC40 Aromatics	µg/L	10					-	-	-	-	<10	-	-	-	-	-	-	-	-	-	
	>EC12-EC16 Aromatics	µg/L	10	>SOL <sup>#23</sup>	See TPH	See TPH	See TPH	<10	<20	<10	<10	<10	<20	<20	<20	<20	<20	<20	<10	<10	<20	
	>EC16-EC21 Aromatics	µg/L	10	NR <sup>#26</sup>	See TPH	See TPH	See TPH	<10	<20	<10	<10	<10	<20	<20	<20	<20	<20	<20	<10	<10	<20	
	>EC21-EC35 Aromatics	µg/L	10	NR <sup>#26</sup>	See TPH	See TPH	See TPH	<10	<20	<10	<10	<10	<20	<20	<20	<20	<20	<20	<10	<10	<20	
	Total Aromatics >EC12-EC35	µg/L	10					<10	<20	<10	<10	-	<20	<20	<20	<20	<20	<20	<10	<10	<20	
	TPH >C5-C35 Aliphatics/Aromatics	µg/L	10	na <sup>#27</sup>	10 <sup>#28</sup>	150 <sup>#29</sup>	150 <sup>#29</sup>	<10	<10	<10	<10	-	<20	<10	<20	501	1000	1210	<10	<10	<10	
TPH	>C5-C6	µg/L	100					-	-	-	-	<100	-	-	-	-	-	-	-	-	-	
	>C6-C7	µg/L	100					-	-	-	-	<100	-	-	-	-	-	-	-	-	-	
	>C7-C8	µg/L	100					-	-	-	-	<100	-	-	-	-	-	-	-	-	-	
	>C8-C10	µg/L	100					-	-	-	-	<100	-	-	-	-	-	-	-	-	-	
	GRO	µg/L	100					-	-	-	-	<100	-	-	-	-	-	-	-	-	-	
	GRO >C5-12	µg/L	50					<50	<50	<50	<50	-	<50	<50	<50	501	1000	1210	<50	<50	<50	
BTEX and MTBE	Benzene	µg/L	1	910	1 <sup>#1</sup>	8 <sup>#3</sup>	10 <sup>#3</sup>	<1	<1	<7	<1	<1	<1	<1	<7	<1	<7	<7	<1	<1	<1	<7
	Toluene	µg/L	1	>SOL <sup>#23</sup>	700 <sup>#30</sup>	74 <sup>#3</sup>	74 <sup>#3</sup>	<1	<1	<4	<1	<5 - 1	<1	<4	<1	<4	<4	<1	<1	<1	<4	
	Ethylbenzene	µg/L	1	55000	300 <sup>#30</sup>	20 <sup>#31</sup>	20 <sup>#31</sup>	<1	<1	<5	<1	<5 - 1	<1	<5	<1	29	26	<1 - 74	<1	<1	<5	
	Xylene (m & p)	µg/L	1	22500	250 <sup>#33</sup>	15 <sup>#34</sup>	15 <sup>#34</sup>	<1	<1	<8	<1	<10 - 4	<1	<8	<1	<8	<8	<1	<1	<1	<8	
	Xylene (o)	µg/L	1	22500	250 <sup>#33</sup>	15 <sup>#34</sup>	15 <sup>#34</sup>	<1	<1	<3	<1	2 - 6	<1	<3	<1	<3	11	<1	<1	<1	<3	
	Xylene Total	µg/L	2	45000	500 <sup>#30</sup>	30 <sup>#4</sup>	30 <sup>#4</sup>	<2	<2	<11	<2	<15 - 7	<2	<11	<2	<11	11	<2	<2	<2	<11	

				Location	BH08013	BH08014	BH08014	BH08014	BH08018	BH08018	BH08018	BH08018	BH08018	BH08019	BH08019	BH08019	BH08020	BH08020	BH08020		
				Sampled Date	25/08/2020	02/07/2020	28/07/2020	26/08/2020	25/06/2020	10/07/2020	29/07/2020	26/08/2020	02/07/2020	28/07/2020	26/08/2020	10/07/2020	10/07/2020	28/07/2020			
				Sample Depth	1.59	40	1.5	1.54	9	25	1.36	1.39	30	1.54	1.56	13	13	1.58			
				Avg																	
Chem_Group	Analyte	Units	MDL	Arcadis GAC - Human Health - Residential	UK Drinking Water Standards	UK Estuaries and coastal waters EQS	UK Freshwater EQS														
	MTBE	µg/L	1	390000	15 <sup>#35</sup>	15 <sup>#35</sup>	15 <sup>#36</sup>	<1	<1	<3	<1	2	<1	<3	<1	<3	<3	<1	<1	<1	<3
	Total BTEX	µg/L	28					<28	<28	<28	<28	-	<28	<28	<28	29	37	74	<28	<28	<28
VOC	Styrene	µg/L	1			50 <sup>#4</sup>	50 <sup>#4</sup>	<1	<1	-	<1	<1	<1	-	<1	-	-	<1	<1	<1	-
	cis-1,3-dichloropropene	µg/L	1					<1	<1	-	<1	<1	<1	-	<1	-	-	<1	<1	<1	-
	trans-1,3-dichloropropene	µg/L	1					<1	<1	-	<1	<1	<1	-	<1	-	-	<1	<1	<1	-
	1,1,1,2-tetrachloroethane	µg/L	1				70 <sup>#37</sup>	<1	<1	-	<1	<1	<1	-	<1	-	-	<1	<1	<1	-
	1,1,1-trichloroethane	µg/L	1	270000	2000 <sup>#38</sup>	100 <sup>#4</sup>	100 <sup>#4</sup>	<1	<1	-	<1	<1	<1	-	<1	-	-	<1	<1	<1	-
	1,1,2,2-tetrachloroethane	µg/L	1				70 <sup>#37</sup>	<1	<1	-	<1	<1	<1	-	<1	-	-	<1	<1	<1	-
	1,1,2-trichloroethane	µg/L	1			300 <sup>#4</sup>	400 <sup>#4</sup>	<1	<1	-	<1	<1	<1	-	<1	-	-	<1	<1	<1	-
	1,1-dichloroethane	µg/L	1	30000	2.8 <sup>#39</sup>			<1	<1	-	<1	<1	<1	-	<1	-	-	<1	<1	<1	-
	1,1-dichloroethene	µg/L	1	14000	140 <sup>#40</sup>			<1	<1	-	<1	<1	<1	-	<1	-	-	<1	<1	<1	-
	1,1-dichloropropene	µg/L	1					<1	<1	-	<1	<1	<1	-	<1	-	-	<1	<1	<1	-
	1,2,3-trichloropropane	µg/L	1					<1	<1	-	<1	<1	<1	-	<1	-	-	<1	<1	<1	-
	1,2,4-trimethylbenzene	µg/L	1					<1	<1	-	<1	2	<1	-	<1	-	-	<1	<1	<1	-
	1,2-dibromo-3-chloropropane	µg/L	1					<1	<1	-	<1	<5	<1	-	<1	-	-	<1	<1	<1	-
	1,2-dibromoethane	µg/L	1					<1	<1	-	<1	<1	<1	-	<1	-	-	<1	<1	<1	-
	1,2-dichloroethane	µg/L	1	63	3 <sup>#1</sup>	10 <sup>#3</sup>	10 <sup>#3</sup>	<1	<1	-	<1	<1	<1	-	<1	-	-	<1	<1	<1	-
	1,2-dichloropropane	µg/L	1					<1	<1	-	<1	<1	<1	-	<1	-	-	<1	<1	<1	-
	1,3,5-trimethylbenzene	µg/L	1					<1	<1	-	<1	<1	<1	-	<1	-	-	<1	<1	<1	-
	1,3-dichloropropane	µg/L	1					<1	<1	-	<1	<1	<1	-	<1	-	-	<1	<1	<1	-
	2,2-dichloropropane	µg/L	1					<1	<1	-	<1	<1	<1	-	<1	-	-	<1	<1	<1	-
	2-chlorotoluene	µg/L	1					<1	<1	-	<1	<1	<1	-	<1	-	-	<1	<1	<1	-
	4-chlorotoluene	µg/L	1					<1	<1	-	<1	<1	<1	-	<1	-	-	<1	<1	<1	-
	Bromobenzene	µg/L	1					<1	<1	-	<1	<1	<1	-	<1	-	-	<1	<1	<1	-
	Bromochloromethane	µg/L	1					<1	<1	-	<1	<1	<1	-	<1	-	-	<1	<1	<1	-
	Bromodichloromethane	µg/L	1		25 <sup>#41</sup>			<1	<1	-	<1	<1	<1	-	<1	-	-	<1	<1	<1	-
	Bromoform	µg/L	1		25 <sup>#41</sup>			<1	<1	-	<1	<1	<1	-	<1	-	-	<1	<1	<1	-
	Bromomethane	µg/L	1					<1	<1	-	<1	<1	<1	-	<1	-	-	<1	<1	<1	-
	Carbon disulfide	µg/L	1					<1	<1	-	<1	-	<1	-	<1	-	-	1.32	<1	<1	-
	Carbon tetrachloride	µg/L	1		3 <sup>#1</sup>	12 <sup>#3</sup>	12 <sup>#3</sup>	<1	<1	-	<1	<1	<1	-	<1	-	-	<1	<1	<1	-

				Location	BH08013	BH08014	BH08014	BH08014	BH08018	BH08018	BH08018	BH08018	BH08018	BH08019	BH08019	BH08019	BH08019	BH08020	BH08020	BH08020	
				Sampled_Date	25/08/2020	02/07/2020	28/07/2020	26/08/2020	25/06/2020	10/07/2020	29/07/2020	26/08/2020	02/07/2020	28/07/2020	26/08/2020	10/07/2020	10/07/2020	10/07/2020	28/07/2020		
				_Time																	
				Sample_Depth	1.59	40	1.5	1.54	9	25	1.36	1.39	30	1.54	1.56	13	13	1.58			
				Avg																	
				Arcadis GAC - Human Health - Residential	UK Drinking Water Standards	UK Estuaries and coastal waters EQS	UK Freshwater EQS														
Chem_Group	Analyte	Units	MDL																		
	Chlorodibromomethane	µg/L	1		25 <sup>#41</sup>			<1	<1	-	<1	<1	<1	-	<1	-	-	<1	<1	<1	-
	Chloroethane	µg/L	1					<1	<1	-	<1	<1	<1	-	<1	-	-	<1	<1	<1	-
	Chloroform	µg/L	1	15000	25 <sup>#41</sup>	2.5 <sup>#3</sup>	2.5 <sup>#3</sup>	<1	<1	-	<1	<1	<1	-	<1	-	-	<1	<1	<1	-
	Chloromethane	µg/L	1					<1	<1	-	<1	<1	<1	-	<1	-	-	<1	<1	<1	-
	cis-1,2-dichloroethene	µg/L	1	2200	25 <sup>#42</sup>			<1	<1	-	<1	<1	<1	-	<1	-	-	<1	<1	<1	-
	Dibromomethane	µg/L	1					<1	<1	-	<1	<1	<1	-	<1	-	-	<1	<1	<1	-
	Dichlorodifluoromethane	µg/L	1					<1	<1	-	<1	<1	<1	-	<1	-	-	<1	<1	<1	-
	Dichloromethane	µg/L	3			20 <sup>#3</sup>	20 <sup>#3</sup>	<3	<3	-	<3	-	<3	-	<3	-	-	<3	<3	<3	-
	Isopropylbenzene	µg/L	1					<1	<1	-	<1	<1	<1	-	<1	-	-	<1	<1	<1	-
	n-butylbenzene	µg/L	1					<1	<1	-	<1	<1	<1	-	<1	-	-	<1	<1	<1	-
	n-propylbenzene	µg/L	1					<1	<1	-	<1	<1	<1	-	<1	-	-	<1	<1	<1	-
	p-isopropyltoluene	µg/L	1					<1	<1	-	<1	<1	<1	-	<1	-	-	<1	<1	<1	-
	sec-butylbenzene	µg/L	1					<1	<1	-	<1	<1	<1	-	<1	-	-	<1	<1	<1	-
	Trichloroethene	µg/L	1	260	5 <sup>#43</sup>	10 <sup>#3</sup>	10 <sup>#3</sup>	<1	<1	-	<1	<1	<1	-	<1	-	-	<1	<1	<1	-
	tert-butylbenzene	µg/L	1					<1	<1	-	<1	<1	<1	-	<1	-	-	<1	<1	<1	-
	Tetrachloroethene	µg/L	1	2700	5 <sup>#43</sup>	10 <sup>#3</sup>	10 <sup>#3</sup>	<1	<1	-	<1	<1	<1	-	<1	-	-	<1	<1	<1	-
	trans-1,2-dichloroethene	µg/L	1	7100	25 <sup>#42</sup>			<1	<1	-	<1	<1	<1	-	<1	-	-	<1	<1	<1	-
	Trichlorofluoromethane	µg/L	1					<1	<1	-	<1	<1	<1	-	<1	-	-	<1	<1	<1	-
	Vinyl chloride	µg/L	1	97	0.5 <sup>#1</sup>			<1	<1	-	<1	<1	<1	-	<1	-	-	<1	<1	<1	-
	tert-Amyl methyl ether	µg/L	1					<1	<1	-	<1	-	<1	-	<1	-	-	<1	<1	<1	-
VOC/SVOC	1,2,3-trichlorobenzene	µg/L	0.01			0.13 <sup>#44</sup>	0.13 <sup>#44</sup>	<1	<1	-	<1	<1	<1	-	<1	-	-	<1	<1	<1	-
	1,2,4-trichlorobenzene	µg/L	0.01			0.13 <sup>#44</sup>	0.13 <sup>#44</sup>	<1	<1	-	<1	<5	<1	-	<1	-	-	<1	<1	<1	-
	1,2-dichlorobenzene	µg/L	1			6.7 <sup>#45</sup>	6.7 <sup>#45</sup>	<1	<1	-	<1	<5	<1	-	<1	-	-	<1	<1	<1	-
	1,3,5-Trichlorobenzene	µg/L	0.01			0.13 <sup>#44</sup>	0.13 <sup>#44</sup>	<1	<1	-	<1	-	<1	-	<1	-	-	<1	<1	<1	-
	1,3-dichlorobenzene	µg/L	1			6.7 <sup>#45</sup>	6.7 <sup>#45</sup>	<1	<1	-	<1	<1	<1	-	<1	-	-	<1	<1	<1	-
	1,4-dichlorobenzene	µg/L	1			6.7 <sup>#45</sup>	6.7 <sup>#45</sup>	<1	<1	-	<1	<1	<1	-	<1	-	-	<1	<1	<1	-
	Chlorobenzene	µg/L	1	2400	100 <sup>#46</sup>			<1	<1	-	<1	<1	<1	-	<1	-	-	<1	<1	<1	-
	Hexachlorobutadiene	µg/L	0.01			0.6(MAC) <sup>#13</sup>	0.6(MAC) <sup>#13</sup>	<1	<1	-	<1	<5	<1	-	<1	-	-	<1	<1	<1	-
SVOC	Benzyl alcohol	µg/L	5					-	-	-	<5	-	-	-	-	-	-	-	-	-	-
	Diphenyl ether	mg/L	0.002					-	-	-	<0.002	-	-	-	-	-	-	-	-	-	-

				Location	BH08013	BH08014	BH08014	BH08014	BH08018	BH08018	BH08018	BH08018	BH08018	BH08019	BH08019	BH08019	BH08020	BH08020	BH08020		
				Sampled_Date	25/08/2020	02/07/2020	28/07/2020	26/08/2020	25/06/2020	10/07/2020	29/07/2020	26/08/2020	02/07/2020	28/07/2020	26/08/2020	10/07/2020	10/07/2020	28/07/2020			
				_Time																	
				Sample_Depth	1.59	40	1.5	1.54	9	25	1.36	1.39	30	1.54	1.56	13	13	1.58			
				Avg																	
				Arcadis GAC - Human Health - Residential	UK Drinking Water Standards	UK Estuaries and coastal waters EQS	UK Freshwater EQS														
Chem_Group	Analyte	Units	MDL																		
	4-bromophenyl phenyl ether	µg/L	1					<4	<1	-	<1	<5	<1	-	<1	-	-	<8	<1	<1	-
	4-nitroaniline	µg/L	1					<4	<1	-	<1	<5	<1	-	<1	-	-	<8	<1	<1	-
	4-nitrophenol	µg/L	1					<4	<1	-	<1	<50	<1	-	<1	-	-	<8	<1	<1	-
	1,1-Biphenyl	µg/L	2			25	25 <sup>93</sup>	-	-	-	-	<2	-	-	-	-	-	-	-	-	-
	1,2,3,4-tetrachlorobenzene	µg/L	0.01					-	-	-	-	-	-	-	-	-	-	-	-	-	-
	1-Methylnaphthalene	µg/L	2					-	-	-	<2	-	-	-	-	-	-	-	-	-	-
	2,4,5-trichlorophenol	µg/L	1					<4	<1	-	<1	<20	<1	-	<1	-	-	<8	<1	<1	-
	2,4,6-trichlorophenol	µg/L	1					<4	<1	-	<1	<20	<1	-	<1	-	-	<8	<1	<1	-
	2,4-dichlorophenol	µg/L	1			0.42 <sup>93</sup>	4.2 <sup>93</sup>	<4	<1	-	<1	<20	<1	-	<1	-	-	<8	<1	<1	-
	2,4-dimethylphenol	µg/L	1					<4	<1	-	<1	<20	<1	-	<1	-	-	<8	<1	<1	-
	2,4-dinitrophenol	µg/L	10					-	-	-	-	<10	-	-	-	-	-	-	-	-	-
	2,4-dinitrotoluene	µg/L	1					<4	<1	-	<1	<5	<1	-	<1	-	-	<8	<1	<1	-
	2,6-dinitrotoluene	µg/L	1					<4	<1	-	<1	<5	<1	-	<1	-	-	<8	<1	<1	-
	2-chloronaphthalene	µg/L	1					<4	<1	-	<1	<2	<1	-	<1	-	-	<8	<1	<1	-
	2-chlorophenol	µg/L	1			50 <sup>94</sup>	50 <sup>94</sup>	<4	<1	-	<1	<20	<1	-	<1	-	-	<8	<1	<1	-
	2-methylnaphthalene	µg/L	1					<4	<1	-	<1	<2	<1	-	<1	-	-	<8	<1	<1	-
	2-methylphenol	µg/L	1					<4	<1	-	<1	<5	<1	-	<1	-	-	<8	<1	<1	-
	2-nitroaniline	µg/L	1					<4	<1	-	<1	<5	<1	-	<1	-	-	<8	<1	<1	-
	2-nitrophenol	µg/L	1					<4	<1	-	<1	<20	<1	-	<1	-	-	<8	<1	<1	-
	3-nitroaniline	µg/L	1					<4	<1	-	<1	<5	<1	-	<1	-	-	<8	<1	<1	-
	4,6-Dinitro-2-methylphenol	µg/L	50					-	-	-	-	<50	-	-	-	-	-	-	-	-	-
	4-chloro-3-methylphenol	µg/L	1			40 <sup>94</sup>	40 <sup>94</sup>	<4	<1	-	<1	<5	<1	-	<1	-	-	<8	<1	<1	-
	4-chloroaniline	µg/L	1					<4	<1	-	<1	<5	<1	-	<1	-	-	<8	<1	<1	-
	4-chlorophenol	µg/L	20			50 <sup>94</sup>	50 <sup>94</sup>	-	-	-	-	<20	-	-	-	-	-	-	-	-	-
	4-chlorophenyl phenyl ether	µg/L	1					<4	<1	-	<1	<5	<1	-	<1	-	-	<8	<1	<1	-
	4-methylphenol	µg/L	1					<4	<1	-	<1	-	<1	-	<1	-	-	<8	<1	<1	-
	Azobenzene	µg/L	1					<4	<1	-	<1	<50	<1	-	<1	-	-	<8	<1	<1	-
	Benzoic Acid	µg/L	100					-	-	-	-	<100	-	-	-	-	-	-	-	-	-
	Bis(2-chloroethoxy) methane	µg/L	1					<4	<1	-	<1	<5	<1	-	<1	-	-	<8	<1	<1	-
	Bis(2-chloroethyl)ether	µg/L	1					<4	<1	-	<1	<5	<1	-	<1	-	-	<8	<1	<1	-

				Location	BH08013	BH08014	BH08014	BH08014	BH08018	BH08018	BH08018	BH08018	BH08018	BH08019	BH08019	BH08019	BH08020	BH08020	BH08020
				Sampled Date	25/08/2020	02/07/2020	28/07/2020	26/08/2020	25/06/2020	10/07/2020	29/07/2020	26/08/2020	02/07/2020	28/07/2020	26/08/2020	10/07/2020	10/07/2020	28/07/2020	
				Sample Depth	1.59	40	1.5	1.54	9	25	1.36	1.39	30	1.54	1.56	13	13	1.58	
				Avg															
Chem_Group	Analyte	Units	MDL	Arcadis GAC - Human Health - Residential	UK Drinking Water Standards	UK Estuaries and coastal waters EQS	UK Freshwater EQS												
	Bis(2-chloroisopropyl) ether	µg/L	5					-	-	-	<5	-	-	-	-	-	-	-	-
	Bis(2-ethylhexyl) phthalate	µg/L	2			1.3 <sup>#3</sup>	1.3 <sup>#3</sup>	<8	<2	-	<2	<5	<2	-	<2	-	<16	<2	<2
	Butyl benzyl phthalate	µg/L	1			0.75 <sup>#3</sup>	7.5 <sup>#3</sup>	<4	<1	-	<1	<5	<1	-	<1	-	<8	<1	<1
	Carbazole	µg/L	1					<4	<1	-	<1	<50	<1	-	<1	-	<8	<1	<1
	Dibenzofuran	µg/L	1					<4	<1	-	<1	<5	<1	-	<1	-	<8	<1	<1
	Diethylphthalate	µg/L	1			200 <sup>#4</sup>	200 <sup>#4</sup>	<4	<1	-	<1	<5	<1	-	<1	-	<8	<1	<1
	Dimethyl phthalate	µg/L	1			800 <sup>#4</sup>	800 <sup>#4</sup>	<4	<1	-	<1	<5	<1	-	<1	-	<8	<1	<1
	Di-n-butyl phthalate	µg/L	1			8 <sup>#4</sup>	8 <sup>#4</sup>	<4	<1	-	<1	<5	<1	-	<1	-	<8	<1	<1
	Di-n-octyl phthalate	µg/L	2			20 <sup>#4</sup>	20 <sup>#4</sup>	<20	<5	-	<5	<2	<5	-	<5	-	<40	<5	<5
	Hexachlorobenzene	µg/L	0.01			0.05(MAC) <sup>#13</sup>	0.05(MAC) <sup>#13</sup>	<4	<1	-	<1	<5	<1	-	<1	-	<8	<1	<1
	Hexachlorocyclopentadiene	µg/L	1					<4	<1	-	<1	<5	<1	-	<1	-	<8	<1	<1
	Hexachloroethane	µg/L	1					<4	<1	-	<1	<5	<1	-	<1	-	<8	<1	<1
	Isophorone	µg/L	1					<4	<1	-	<1	<5	<1	-	<1	-	<8	<1	<1
	Nitrobenzene	µg/L	1					<4	<1	-	<1	<5	<1	-	<1	-	<8	<1	<1
	N-nitrosodi-n-propylamine	µg/L	1					<4	<1	-	<1	<5	<1	-	<1	-	<8	<1	<1
	n-Nitrosodiphenylamine	µg/L	5					-	-	-	<5	-	-	-	-	-	-	-	-
	Pentachlorobenzene	µg/L	0.01			0.0007 <sup>#3</sup>	0.007 <sup>#3</sup>	-	-	-	-	-	-	-	-	-	-	-	-
	Pentachloronitrobenzene	µg/L	0.01					-	-	-	-	-	-	-	-	-	-	-	-
	Pentachlorophenol	µg/L	1			0.4 <sup>#3</sup>	0.4 <sup>#3</sup>	<4	<1	-	<1	<50	<1	-	<1	-	<8	<1	<1
PCB	Heptachlorobiphenyl, 2,3,3,4,4,5,5- (PCB 189)	µg/L	0.01					<0.015	-	-	<0.015	-	-	-	<0.03	-	<0.03	-	-
	Hexachlorobiphenyl, 2,3,3,4,4,5- (PCB 156)	µg/L	0.01					<0.015	-	-	<0.015	-	-	-	<0.03	-	<0.03	-	-
	Hexachlorobiphenyl, 2,3,3,4,4,5- (PCB 157)	µg/L	0.01					<0.015	-	-	<0.015	-	-	-	<0.03	-	<0.03	-	-
	Hexachlorobiphenyl, 2,3,4,4,5,5- (PCB 167)	µg/L	0.01					<0.015	-	-	<0.015	-	-	-	<0.03	-	<0.03	-	-
	Hexachlorobiphenyl, 3,3,4,4,5,5- (PCB 169)	µg/L	0.01					<0.015	-	-	<0.015	-	-	-	<0.03	-	<0.03	-	-
	PCB 101	µg/L	0.01					<0.015	-	-	<0.015	-	-	-	<0.03	-	<0.03	-	-
	PCB 118	µg/L	0.01					<0.015	-	-	<0.015	-	-	-	<0.03	-	<0.03	-	-
	PCB 138	µg/L	0.01					<0.015	-	-	<0.015	-	-	-	<0.03	-	<0.03	-	-
	PCB 153	µg/L	0.01					<0.015	-	-	<0.015	-	-	-	<0.03	-	<0.03	-	-
	PCB 180	µg/L	0.01					<0.015	-	-	<0.015	-	-	-	<0.03	-	<0.03	-	-
	PCB 28	µg/L	0.01					<0.015	-	-	<0.015	-	-	-	<0.03	-	<0.03	-	-

				Location	BH08013	BH08014	BH08014	BH08014	BH08018	BH08018	BH08018	BH08018	BH08018	BH08019	BH08019	BH08019	BH08020	BH08020	BH08020		
				Sampled Date	25/08/2020	02/07/2020	28/07/2020	26/08/2020	25/06/2020	10/07/2020	29/07/2020	26/08/2020	02/07/2020	28/07/2020	26/08/2020	10/07/2020	10/07/2020	28/07/2020			
				Time																	
				Sample Depth	1.59	40	1.5	1.54	9	25	1.36	1.39	30	1.54	1.56	13	13	1.58			
				Avg																	
				Arcadis GAC - Human Health - Residential	UK Drinking Water Standards	UK Estuaries and coastal waters EQS	UK Freshwater EQS														
Chem_Group	Analyte	Units	MDL																		
	PCB 52	µg/L	0.01					<0.015	-	-	<0.015	-	-	-	<0.03	-	-	<0.03	-	-	
	Pentachlorobiphenyl, 2,3,3,4,4,- (PCB 105)	µg/L	0.01					<0.015	-	-	<0.015	-	-	-	<0.03	-	-	<0.03	-	-	
	Pentachlorobiphenyl, 2,3,4,4,5- (PCB 114)	µg/L	0.01					<0.015	-	-	<0.015	-	-	-	<0.03	-	-	<0.03	-	-	
	Pentachlorobiphenyl, 2,3,4,4,5- (PCB 123)	µg/L	0.01					<0.015	-	-	<0.015	-	-	-	<0.03	-	-	<0.03	-	-	
	Pentachlorobiphenyl, 3,3,4,4,5- (PCB 126)	µg/L	0.01					<0.015	-	-	<0.015	-	-	-	<0.03	-	-	<0.03	-	-	
	Tetrachlorobiphenyl, 3,3,4,4,- (PCB 77)	µg/L	0.01					<0.015	-	-	<0.015	-	-	-	<0.03	-	-	<0.03	-	-	
	Tetrachlorobiphenyl, 3,4,4,5- (PCB 81)	µg/L	0.01					<0.015	-	-	<0.015	-	-	-	<0.03	-	-	<0.03	-	-	
	Total PCB 7 Congeners	µg/L	0.105					<0.105	-	-	<0.105	-	-	-	<0.21	-	-	<0.21	-	-	
Phenolics	Xylenols (Filtered)	µg/L	0.5					<0.5	1.63	<0.5	<0.5	-	1.46	<0.5	0.7	2.81	2.19	<0.5	1.29	1.7	<0.5
	3-&4-methylphenol	µg/L	20					-	-	-	-	<20	-	-	-	-	-	-	-	-	
	Trimethylphenols	µg/L	0.5					-	-	-	-	-	-	-	-	-	-	-	-	-	
	Trimethylphenols (Filtered)	µg/L	0.5					-	-	-	-	<0.5	-	-	-	-	-	-	-	-	
	Cresol Total	µg/L	0.5					-	-	-	-	-	-	-	-	-	-	-	-	-	
	Cresol Total (Filtered)	µg/L	0.5					<0.5	<0.5	<0.5	<0.5	<0.5	0.87	0.95	0.54	2.41	1.94	2.6	<0.5	<0.5	<0.5
	Dimethylphenols	µg/L	0.5					-	-	-	-	-	-	-	-	-	-	-	-	-	
	Dimethylphenols (Filtered)	µg/L	0.5					-	-	-	-	<0.5	-	-	-	-	-	-	-	-	
	Phenol	µg/L	0.5	1200000	5800 <sup>#39</sup>	7.7 <sup>#3</sup>	7.7 <sup>#3</sup>	<4	<1	-	<1	<20	<1	-	<1	-	-	<8	<1	<1	-
	Phenol (Filtered)	µg/L	0.5	1200000	5800 <sup>#39</sup>	7.7 <sup>#3</sup>	7.7 <sup>#3</sup>	<0.5	<0.5	<0.5	<0.5	1.2	0.58	<0.5	0.67	6.16	6.71	7.4	<0.5	<0.5	<0.5
	Phenols Monohydric (Filtered)	µg/L	0.5					<0.5	1.63	<0.5	<0.5	-	2.91	0.95	1.91	11.4	10.8	10	1.29	1.7	<0.5
PFAS	Branched PFOS	µg/L	0.002					-	-	-	-	-	-	-	-	-	-	-	-	-	
	Linear PFOS(Perfluoro-1-octanesulfonate)	µg/l	0.0013					-	-	-	-	-	-	-	-	-	-	-	-	-	
	Perfluoro-1-butanesulfonate	µg/L	0.002					-	-	-	-	-	-	-	-	-	-	-	-	-	
	Perfluoro-1-hexanesulfonate	µg/L	0.002					-	-	-	-	-	-	-	-	-	-	-	-	-	
	Perfluorooctanoate (PFOA)	µg/L	0.0013			0.01 <sup>#47</sup>		-	-	-	-	-	-	-	-	-	-	-	-	-	
	Perfluoro-1-decanesulfonate	µg/L	0.002					-	-	-	-	-	-	-	-	-	-	-	-	-	
	Perfluoro-1-heptanesulfonate	µg/L	0.002					-	-	-	-	-	-	-	-	-	-	-	-	-	
	Perfluoro-n-butanoic acid	µg/L	0.004					-	-	-	-	-	-	-	-	-	-	-	-	-	
	Perfluoro-n-decanoic acid	µg/L	0.002					-	-	-	-	-	-	-	-	-	-	-	-	-	
	Perfluoro-n-heptanoic acid	µg/L	0.002					-	-	-	-	-	-	-	-	-	-	-	-	-	
	Perfluoro-n-hexanoic acid	µg/L	0.002					-	-	-	-	-	-	-	-	-	-	-	-	-	

				Location	BH08013	BH08014	BH08014	BH08014	BH08018	BH08018	BH08018	BH08018	BH08018	BH08019	BH08019	BH08019	BH08019	BH08020	BH08020	BH08020	
				Sampled Date	25/08/2020	02/07/2020	28/07/2020	26/08/2020	25/06/2020	10/07/2020	29/07/2020	26/08/2020	02/07/2020	28/07/2020	26/08/2020	10/07/2020	10/07/2020	28/07/2020			
				Sample Depth	1.59	40	1.5	1.54	9	25	1.36	1.39	30	1.54	1.56	13	13	1.58			
				Avg																	
				Arcadis GAC - Human Health - Residential	UK Drinking Water Standards	UK Estuaries and coastal waters EQS	UK Freshwater EQS														
Chem_Group	Analyte	Units	MDL																		
	Perfluoro-n-pentanoic acid	µg/L	0.002	-	-	-	-	-	-	-	-	-	-	-	-	-	-	-	-	-	-
	Perfluoro-n-dodecanoic acid	µg/L	0.002	-	-	-	-	-	-	-	-	-	-	-	-	-	-	-	-	-	-
	Perfluoro-n-nonanoic acid	µg/L	0.002	-	-	-	-	-	-	-	-	-	-	-	-	-	-	-	-	-	-
	Perfluoro-n-undecanoic acid	µg/L	0.002	-	-	-	-	-	-	-	-	-	-	-	-	-	-	-	-	-	-
	Perfluorooctanesulfonamide	µg/L	0.004	-	-	-	-	-	-	-	-	-	-	-	-	-	-	-	-	-	-
	Total PFOS	µg/L	0.002		0.01 <sup>#47</sup>	0.00013 <sup>#48</sup>	0.00065 <sup>#48</sup>	-	-	-	-	-	-	-	-	-	-	-	-	-	-
Organotins	Tributyltin	µg/L	0.001			0.0002 <sup>#3</sup>	0.0002 <sup>#3</sup>	<0.001	-	-	<0.001	-	-	<0.001	-	-	<0.001	-	-	-	-
Pesticides	1-(3,4-Dichlorophenyl) urea (DCPU)	µg/l		-	-	-	-	-	-	-	-	-	-	-	-	-	-	-	-	-	-
	2-(4-Chlorophenoxy)propionic acid, 4-CPP	µg/l		-	-	-	-	-	-	-	-	-	-	-	-	-	-	-	-	-	-
	2-amino-N-(isopropyl)benzamide	µg/l		-	-	-	-	-	-	-	-	-	-	-	-	-	-	-	-	-	-
	2-Chloro-2,6-diethylacetanilide	µg/l		-	-	-	-	-	-	-	-	-	-	-	-	-	-	-	-	-	-
	Acibenzolar-S-methyl	µg/l		-	-	-	-	-	-	-	-	-	-	-	-	-	-	-	-	-	-
	Aminopyralid	µg/l		-	-	-	-	-	-	-	-	-	-	-	-	-	-	-	-	-	-
	Azoxystrobin	µg/L		-	-	-	-	-	-	-	-	-	-	-	-	-	-	-	-	-	-
	BAM	µg/l		-	-	-	-	-	-	-	-	-	-	-	-	-	-	-	-	-	-
	Benalaxyl	µg/l		-	-	-	-	-	-	-	-	-	-	-	-	-	-	-	-	-	-
	Bentazone methyl	µg/l		-	-	-	-	-	-	-	-	-	-	-	-	-	-	-	-	-	-
	Bifenox	µg/L		-	-	-	-	-	-	-	-	-	-	-	-	-	-	-	-	-	-
	Bitertanol	µg/l		-	-	-	-	-	-	-	-	-	-	-	-	-	-	-	-	-	-
	Boscalid	µg/l		-	-	-	-	-	-	-	-	-	-	-	-	-	-	-	-	-	-
	Cadusafos	µg/l		-	-	-	-	-	-	-	-	-	-	-	-	-	-	-	-	-	-
	Carfentrazone-ethyl	µg/L		-	-	-	-	-	-	-	-	-	-	-	-	-	-	-	-	-	-
	Chloridazon-desphenyl	µg/l		-	-	-	-	-	-	-	-	-	-	-	-	-	-	-	-	-	-
	Chloridazon-methyl desphenyl	µg/l		-	-	-	-	-	-	-	-	-	-	-	-	-	-	-	-	-	-
	Chlorotoluron-desmethyl	µg/l		-	-	-	-	-	-	-	-	-	-	-	-	-	-	-	-	-	-
	Chlorpropham	µg/L		-	-	-	-	-	-	-	-	-	-	-	-	-	-	-	-	-	-
	Clodinafop	µg/l		-	-	-	-	-	-	-	-	-	-	-	-	-	-	-	-	-	-
	Clomeprop	µg/l		-	-	-	-	-	-	-	-	-	-	-	-	-	-	-	-	-	-
	Crimidine	µg/l		-	-	-	-	-	-	-	-	-	-	-	-	-	-	-	-	-	-
	Cybutryme (Irgarol)	µg/l		-	-	-	-	-	-	-	-	-	-	-	-	-	-	-	-	-	-



				Location	BH08013	BH08014	BH08014	BH08014	BH08018	BH08018	BH08018	BH08018	BH08018	BH08019	BH08019	BH08019	BH08020	BH08020	BH08020
				Sampled_Date	25/08/2020	02/07/2020	28/07/2020	26/08/2020	25/06/2020	10/07/2020	29/07/2020	26/08/2020	02/07/2020	28/07/2020	26/08/2020	10/07/2020	10/07/2020	28/07/2020	
				Sample_Depth	1.59	40	1.5	1.54	9	25	1.36	1.39	30	1.54	1.56	13	13	1.58	
				Avg															
				Arcadis GAC - Human Health - Residential	UK Drinking Water Standards	UK Estuaries and coastal waters EQS	UK Freshwater EQS												
Chem_Group	Analyte	Units	MDL																
	Cyprazine	µg/l		-	-	-	-	-	-	-	-	-	-	-	-	-	-	-	-
	Cyprodinil	µg/L		-	-	-	-	-	-	-	-	-	-	-	-	-	-	-	-
	Dichlofenthion	µg/l		-	-	-	-	-	-	-	-	-	-	-	-	-	-	-	-
	Dichlormid	µg/l		-	-	-	-	-	-	-	-	-	-	-	-	-	-	-	-
	Diethofencarb	µg/l		-	-	-	-	-	-	-	-	-	-	-	-	-	-	-	-
	Difenacoum	µg/l		-	-	-	-	-	-	-	-	-	-	-	-	-	-	-	-
	Dimefuron	µg/l		-	-	-	-	-	-	-	-	-	-	-	-	-	-	-	-
	Dimethachlo	µg/l		-	-	-	-	-	-	-	-	-	-	-	-	-	-	-	-
	Dimethenamid	µg/l		-	-	-	-	-	-	-	-	-	-	-	-	-	-	-	-
	Dimethomorph	µg/l		-	-	-	-	-	-	-	-	-	-	-	-	-	-	-	-
	Dinoterb	µg/l		-	-	-	-	-	-	-	-	-	-	-	-	-	-	-	-
	Diuron desmethyl (DCPMU)	µg/l		-	-	-	-	-	-	-	-	-	-	-	-	-	-	-	-
	Epoxiconazole	µg/l		-	-	-	-	-	-	-	-	-	-	-	-	-	-	-	-
	Etrimphos	µg/L	0.01	-	-	-	-	-	-	-	-	-	-	-	-	-	-	-	-
	Fenoxaprop	µg/l		-	-	-	-	-	-	-	-	-	-	-	-	-	-	-	-
	Fenpropidin	µg/l		-	-	-	-	-	-	-	-	-	-	-	-	-	-	-	-
	Fenuron	µg/l		-	-	-	-	-	-	-	-	-	-	-	-	-	-	-	-
	Fipronil	µg/L		-	-	-	-	-	-	-	-	-	-	-	-	-	-	-	-
	Florasulam	µg/l		-	-	-	-	-	-	-	-	-	-	-	-	-	-	-	-
	Fluazifop	µg/l		-	-	-	-	-	-	-	-	-	-	-	-	-	-	-	-
	Fluazifop-P-butyl	µg/L		-	-	-	-	-	-	-	-	-	-	-	-	-	-	-	-
	Foramsulfuron	µg/l		-	-	-	-	-	-	-	-	-	-	-	-	-	-	-	-
	Furathiocarb	µg/l		-	-	-	-	-	-	-	-	-	-	-	-	-	-	-	-
	Haloxifop	µg/l		-	-	-	-	-	-	-	-	-	-	-	-	-	-	-	-
	Haloxifop-p-methyl	µg/l		-	-	-	-	-	-	-	-	-	-	-	-	-	-	-	-
	Heptachlor epoxide	µg/L	0.01	-	-	-	-	-	-	-	-	-	-	-	-	-	-	-	-
	Imazamox	µg/l		-	-	-	-	-	-	-	-	-	-	-	-	-	-	-	-
	Indoxacarb	µg/L		-	-	-	-	-	-	-	-	-	-	-	-	-	-	-	-
	Isoproturon-desmethyl	µg/l		-	-	-	-	-	-	-	-	-	-	-	-	-	-	-	-
	Isoproturon-monodesmethyl	µg/l		-	-	-	-	-	-	-	-	-	-	-	-	-	-	-	-

				Location	BH08013	BH08014	BH08014	BH08014	BH08018	BH08018	BH08018	BH08018	BH08018	BH08019	BH08019	BH08019	BH08020	BH08020	BH08020
				Sampled_Date	25/08/2020	02/07/2020	28/07/2020	26/08/2020	25/06/2020	10/07/2020	29/07/2020	26/08/2020	02/07/2020	28/07/2020	26/08/2020	10/07/2020	10/07/2020	28/07/2020	
				Sample_Depth	1.59	40	1.5	1.54	9	25	1.36	1.39	30	1.54	1.56	13	13	1.58	
				Avg															
				Arcadis GAC - Human Health - Residential	UK Drinking Water Standards	UK Estuaries and coastal waters EQS	UK Freshwater EQS												
Chem_Group	Analyte	Units	MDL																
	Isopyrazam	µg/l		-	-	-	-	-	-	-	-	-	-	-	-	-	-	-	-
	Kresoxim-methyl	µg/l		-	-	-	-	-	-	-	-	-	-	-	-	-	-	-	-
	Malaoxon	µg/l		-	-	-	-	-	-	-	-	-	-	-	-	-	-	-	-
	Mandipropamid	µg/l		-	-	-	-	-	-	-	-	-	-	-	-	-	-	-	-
	Mecarbam	µg/l		-	-	-	-	-	-	-	-	-	-	-	-	-	-	-	-
	Mesotrione	µg/l		-	-	-	-	-	-	-	-	-	-	-	-	-	-	-	-
	Metconazole	µg/l		-	-	-	-	-	-	-	-	-	-	-	-	-	-	-	-
	Methacriphos	µg/L	0.01	-	-	-	-	-	-	-	-	-	-	-	-	-	-	-	-
	Metribuzin-desamino	µg/l		-	-	-	-	-	-	-	-	-	-	-	-	-	-	-	-
	Naptalam	µg/l		-	-	-	-	-	-	-	-	-	-	-	-	-	-	-	-
	Nicosulfuron	µg/l		-	-	-	-	-	-	-	-	-	-	-	-	-	-	-	-
	Nuarimol	µg/l		-	-	-	-	-	-	-	-	-	-	-	-	-	-	-	-
	Oxadixyl	µg/l		-	-	-	-	-	-	-	-	-	-	-	-	-	-	-	-
	Paraoxon-ethyl	µg/l		-	-	-	-	-	-	-	-	-	-	-	-	-	-	-	-
	Parathion-ethyl	µg/l		-	-	-	-	-	-	-	-	-	-	-	-	-	-	-	-
	Penconazole	µg/l		-	-	-	-	-	-	-	-	-	-	-	-	-	-	-	-
	Pencycuron	µg/l		-	-	-	-	-	-	-	-	-	-	-	-	-	-	-	-
	Phosphamidon II (E)	µg/l	0.01	-	-	-	-	-	-	-	-	-	-	-	-	-	-	-	-
	Pretilachlor	µg/l		-	-	-	-	-	-	-	-	-	-	-	-	-	-	-	-
	Primisulfuron-methyl	µg/l		-	-	-	-	-	-	-	-	-	-	-	-	-	-	-	-
	Prodiamine	µg/l		-	-	-	-	-	-	-	-	-	-	-	-	-	-	-	-
	Propaquizafop	µg/l		-	-	-	-	-	-	-	-	-	-	-	-	-	-	-	-
	Propetamphos	µg/L	0.01	-	-	-	-	-	-	-	-	-	-	-	-	-	-	-	-
	Prosulfocarb	µg/l		-	-	-	-	-	-	-	-	-	-	-	-	-	-	-	-
	Prothioconazole	µg/l		-	-	-	-	-	-	-	-	-	-	-	-	-	-	-	-
	Pyribenzoxim	µg/l		-	-	-	-	-	-	-	-	-	-	-	-	-	-	-	-
	Quinmerac	µg/l		-	-	-	-	-	-	-	-	-	-	-	-	-	-	-	-
	Quizalofop	µg/l		-	-	-	-	-	-	-	-	-	-	-	-	-	-	-	-
	Rimsulfuron	µg/l		-	-	-	-	-	-	-	-	-	-	-	-	-	-	-	-
	Sebuthylazine	µg/l		-	-	-	-	-	-	-	-	-	-	-	-	-	-	-	-

				Location	BH08013	BH08014	BH08014	BH08014	BH08018	BH08018	BH08018	BH08018	BH08018	BH08019	BH08019	BH08019	BH08020	BH08020	BH08020
				Sampled Date	25/08/2020	02/07/2020	28/07/2020	26/08/2020	25/06/2020	10/07/2020	29/07/2020	26/08/2020	02/07/2020	28/07/2020	26/08/2020	10/07/2020	10/07/2020	28/07/2020	
				Sample Depth	1.59	40	1.5	1.54	9	25	1.36	1.39	30	1.54	1.56	13	13	1.58	
				Avg															
				Arcadis GAC - Human Health - Residential	UK Drinking Water Standards	UK Estuaries and coastal waters EQS	UK Freshwater EQS												
Chem_Group	Analyte	Units	MDL																
	Simazine-2-hydroxy	µg/l		-	-	-	-	-	-	-	-	-	-	-	-	-	-	-	-
	Sodium Acifluorfen	µg/L		-	-	-	-	-	-	-	-	-	-	-	-	-	-	-	-
	Sulfosulfuron	µg/l		-	-	-	-	-	-	-	-	-	-	-	-	-	-	-	-
	Tecnazene	µg/L	0.01				1 <sup>nd</sup>	1 <sup>st</sup>	-	-	-	-	-	-	-	-	-	-	-
	Teflubenzuron	µg/l		-	-	-	-	-	-	-	-	-	-	-	-	-	-	-	-
	Terbuthylazine-desethyl	µg/l		-	-	-	-	-	-	-	-	-	-	-	-	-	-	-	-
	Terbuthylazine-desethyl-2-hydroxy	µg/l		-	-	-	-	-	-	-	-	-	-	-	-	-	-	-	-
	Terbuthylazine-hydroxy	µg/l		-	-	-	-	-	-	-	-	-	-	-	-	-	-	-	-
	Thiabendazole	µg/L					5 <sup>th</sup>	5 <sup>th</sup>	-	-	-	-	-	-	-	-	-	-	-
	Thiamethoxam	µg/L		-	-	-	-	-	-	-	-	-	-	-	-	-	-	-	-
	Tribenuron-methyl	µg/L		-	-	-	-	-	-	-	-	-	-	-	-	-	-	-	-
	Trietazine	µg/L	0.01	-	-	-	-	-	-	-	-	-	-	-	-	-	-	-	-
	Trifloxysulfuron-sodium	µg/l		-	-	-	-	-	-	-	-	-	-	-	-	-	-	-	-
	Triflusulfuron-methyl	µg/l		-	-	-	-	-	-	-	-	-	-	-	-	-	-	-	-
	Triforine	µg/l		-	-	-	-	-	-	-	-	-	-	-	-	-	-	-	-
	Triticonazole	µg/l		-	-	-	-	-	-	-	-	-	-	-	-	-	-	-	-
	Desmetryn	mg/L		-	-	-	-	-	-	-	-	-	-	-	-	-	-	-	-
	Simetryn	mg/L		-	-	-	-	-	-	-	-	-	-	-	-	-	-	-	-
	Clothianidin	µg/L		-	-	-	-	-	-	-	-	-	-	-	-	-	-	-	-
	Cymoxanil	µg/L		-	-	-	-	-	-	-	-	-	-	-	-	-	-	-	-
	Fluazifop-butyl	µg/L		-	-	-	-	-	-	-	-	-	-	-	-	-	-	-	-
	Imazamethabenz-methyl	µg/L		-	-	-	-	-	-	-	-	-	-	-	-	-	-	-	-
	Mesosulfuron-methyl	µg/L		-	-	-	-	-	-	-	-	-	-	-	-	-	-	-	-
	Metamitron	µg/L		-	-	-	-	-	-	-	-	-	-	-	-	-	-	-	-
	Melbromuron	µg/L		-	-	-	-	-	-	-	-	-	-	-	-	-	-	-	-
	Monuron	µg/L		-	-	-	-	-	-	-	-	-	-	-	-	-	-	-	-
	Secbumeton	µg/L		-	-	-	-	-	-	-	-	-	-	-	-	-	-	-	-
	Spiroxamine	µg/L		-	-	-	-	-	-	-	-	-	-	-	-	-	-	-	-
	Clomazon	µg/L		-	-	-	-	-	-	-	-	-	-	-	-	-	-	-	-
	Metazachlor	µg/L	0.01	-	-	-	-	-	-	-	-	-	-	-	-	-	-	-	-

				Location	BH08013	BH08014	BH08014	BH08014	BH08018	BH08018	BH08018	BH08018	BH08018	BH08019	BH08019	BH08019	BH08020	BH08020	BH08020
				Sampled Date	25/08/2020	02/07/2020	28/07/2020	26/08/2020	25/06/2020	10/07/2020	29/07/2020	26/08/2020	02/07/2020	28/07/2020	26/08/2020	10/07/2020	10/07/2020	28/07/2020	
				Sample Depth	1.59	40	1.5	1.54	9	25	1.36	1.39	30	1.54	1.56	13	13	1.58	
				Avg															
				Arcadis GAC - Human Health - Residential	UK Drinking Water Standards	UK Estuaries and coastal waters EQS	UK Freshwater EQS												
Chem_Group	Analyte	Units	MDL																
	Methabenzthiazuran	µg/L		-	-	-	-	-	-	-	-	-	-	-	-	-	-	-	-
	Iprovalicarb	µg/L		-	-	-	-	-	-	-	-	-	-	-	-	-	-	-	-
	Chloroxuron	µg/L		-	-	-	-	-	-	-	-	-	-	-	-	-	-	-	-
	Neburon	µg/L		-	-	-	-	-	-	-	-	-	-	-	-	-	-	-	-
	Metribuzin	µg/L		-	-	-	-	-	-	-	-	-	-	-	-	-	-	-	-
	2,3,6-Trichlorobenzoic Acid (Tba)	µg/L		-	-	-	-	-	-	-	-	-	-	-	-	-	-	-	-
	2,4,5-Trichlorophenoxy Acetic Acid	µg/L		-	-	-	-	-	-	-	-	-	-	-	-	-	-	-	-
	2,4,5-TP (Silvex)	µg/L		-	-	-	-	-	-	-	-	-	-	-	-	-	-	-	-
	Pyrimethanil	µg/L		-	-	-	-	-	-	-	-	-	-	-	-	-	-	-	-
	Hedonal	µg/L					0.3 <sup>#3</sup>	0.3 <sup>#3</sup>	-	-	-	-	-	-	-	-	-	-	-
	2,4-DDT	µg/L	0.01				0.00625 <sup>#49</sup>	0.00625 <sup>#49</sup>	-	-	-	-	-	-	-	-	-	-	-
	Propachlor	µg/L	0.01						-	-	-	-	-	-	-	-	-	-	-
	Propamocarb	µg/L							-	-	-	-	-	-	-	-	-	-	-
	2,4-Dichlorprop	µg/L							-	-	-	-	-	-	-	-	-	-	-
	3-Hydroxy Carbofuran	µg/L							-	-	-	-	-	-	-	-	-	-	-
	4-(2,4-Dichlorophenoxy)butyric Acid (2,4-DB)	µg/L							-	-	-	-	-	-	-	-	-	-	-
	4,4-DDE	µg/L	0.01				0.00625 <sup>#49</sup>	0.00625 <sup>#49</sup>	-	-	-	-	-	-	-	-	-	-	-
	4-Bromo-3,5-dimethylphenyl-N-methylcarbamate	µg/L							-	-	-	-	-	-	-	-	-	-	-
	a-BHC	µg/L	0.01						-	-	-	-	-	-	-	-	-	-	-
	Acetochlor	µg/L							-	-	-	-	-	-	-	-	-	-	-
	Aldicarb	µg/L							-	-	-	-	-	-	-	-	-	-	-
	Aldicarb sulfone	µg/L							-	-	-	-	-	-	-	-	-	-	-
	Aldrin	µg/L	0.01				0.03 <sup>#1</sup>	0.00125 <sup>#50</sup>	0.0025 <sup>#51</sup>	-	-	-	-	-	-	-	-	-	-
	Ametryn	µg/L							-	-	-	-	-	-	-	-	-	-	-
	Amidosulfuron	µg/L							-	-	-	-	-	-	-	-	-	-	-
	Acetamiprid	µg/L							-	-	-	-	-	-	-	-	-	-	-
	Aclonifen	µg/L							-	-	-	-	-	-	-	-	-	-	-
	Actril (toxynil)	µg/L					10 <sup>#4</sup>	10 <sup>#4</sup>	-	-	-	-	-	-	-	-	-	-	-
	Altraton	µg/L							-	-	-	-	-	-	-	-	-	-	-
	Atrazine	µg/L	0.01				0.6 <sup>#3</sup>	0.6 <sup>#3</sup>	-	-	-	-	-	-	-	-	-	-	-

				Location	BH08013	BH08014	BH08014	BH08014	BH08018	BH08018	BH08018	BH08018	BH08018	BH08019	BH08019	BH08019	BH08020	BH08020	BH08020
				Sampled Date	25/08/2020	02/07/2020	28/07/2020	26/08/2020	25/06/2020	10/07/2020	29/07/2020	26/08/2020	02/07/2020	28/07/2020	26/08/2020	10/07/2020	10/07/2020	28/07/2020	
				Sample Depth	1.59	40	1.5	1.54	9	25	1.36	1.39	30	1.54	1.56	13	13	1.58	
				Avg															
Chem_Group	Analyte	Units	MDL	Arcadis GAC - Human Health - Residential	UK Drinking Water Standards	UK Estuaries and coastal waters EQS	UK Freshwater EQS												
	Azinophos methyl	µg/L	0.01			0.01 <sup>#6</sup>	0.01 <sup>#6</sup>	-	-	-	-	-	-	-	-	-	-	-	-
	Baygon	µg/L						-	-	-	-	-	-	-	-	-	-	-	-
	b-BHC	µg/L	0.01					-	-	-	-	-	-	-	-	-	-	-	-
	Benazolin	µg/L						-	-	-	-	-	-	-	-	-	-	-	-
	Bendiocarb	µg/L						-	-	-	-	-	-	-	-	-	-	-	-
	Bentazone	µg/L	0.02			500 <sup>#4</sup>	500 <sup>#4</sup>	-	-	-	-	-	-	-	-	-	-	-	-
	Bidrin	µg/L						-	-	-	-	-	-	-	-	-	-	-	-
	Bromacil	µg/L						-	-	-	-	-	-	-	-	-	-	-	-
	Bromazil	µg/L						-	-	-	-	-	-	-	-	-	-	-	-
	Bromophos-ethyl	µg/L						-	-	-	-	-	-	-	-	-	-	-	-
	Bromoxynil	µg/L				100 <sup>#4</sup>	100 <sup>#4</sup>	-	-	-	-	-	-	-	-	-	-	-	-
	Carbaryl	µg/L						-	-	-	-	-	-	-	-	-	-	-	-
	Carbendazim	µg/L					0.15 <sup>#4</sup>	-	-	-	-	-	-	-	-	-	-	-	-
	Carbetamide	µg/L						-	-	-	-	-	-	-	-	-	-	-	-
	Carbofuran	µg/L						-	-	-	-	-	-	-	-	-	-	-	-
	Carbophenothion	µg/L	0.01					-	-	-	-	-	-	-	-	-	-	-	-
	Carboxin	µg/L						-	-	-	-	-	-	-	-	-	-	-	-
	Chlorbromuron	µg/L						-	-	-	-	-	-	-	-	-	-	-	-
	chlordane	µg/L	0.01					-	-	-	-	-	-	-	-	-	-	-	-
	Chlordane (cis)	µg/L	0.01					-	-	-	-	-	-	-	-	-	-	-	-
	Azinphos Ethyl	µg/L	0.01					-	-	-	-	-	-	-	-	-	-	-	-
	Chlordane (trans)	µg/L	0.01					-	-	-	-	-	-	-	-	-	-	-	-
	Chlorfenvinphos	µg/L	0.01			0.1 <sup>#3</sup>	0.1 <sup>#3</sup>	-	-	-	-	-	-	-	-	-	-	-	-
	Chloridazon	µg/L						-	-	-	-	-	-	-	-	-	-	-	-
	Chlorotoluron	µg/L				2 <sup>#4</sup>	2 <sup>#4</sup>	-	-	-	-	-	-	-	-	-	-	-	-
	Chlorpyrifos	µg/L	0.01			0.03 <sup>#3</sup>		-	-	-	-	-	-	-	-	-	-	-	-
	Chlorpyrifos-methyl	µg/L	0.01					-	-	-	-	-	-	-	-	-	-	-	-
	Chlorsulfuron	µg/L						-	-	-	-	-	-	-	-	-	-	-	-
	Clopyralid	µg/L						-	-	-	-	-	-	-	-	-	-	-	-
	Coumaphos	µg/L	0.01			0.03 <sup>#4</sup>	0.03 <sup>#4</sup>	-	-	-	-	-	-	-	-	-	-	-	-

				Location	BH08013	BH08014	BH08014	BH08014	BH08018	BH08018	BH08018	BH08018	BH08018	BH08019	BH08019	BH08019	BH08020	BH08020	BH08020
				Sampled Date	25/08/2020	02/07/2020	28/07/2020	26/08/2020	25/06/2020	10/07/2020	29/07/2020	26/08/2020	02/07/2020	28/07/2020	26/08/2020	10/07/2020	10/07/2020	28/07/2020	
				Sample Depth	1.59	40	1.5	1.54	9	25	1.36	1.39	30	1.54	1.56	13	13	1.58	
				Avg															
Chem_Group	Analyte	Units	MDL	Arcadis GAC - Human Health - Residential	UK Drinking Water Standards	UK Estuaries and coastal waters EQS	UK Freshwater EQS												
	Cyanazine	µg/L	0.01					-	-	-	-	-	-	-	-	-	-	-	-
	Cyproconazole	µg/L						-	-	-	-	-	-	-	-	-	-	-	-
	Cyromazine	µg/L						-	-	-	-	-	-	-	-	-	-	-	-
	d-BHC	µg/L	0.01					-	-	-	-	-	-	-	-	-	-	-	-
	DDD	µg/L	0.01			0.00625 <sup>#49</sup>	0.00625 <sup>#49</sup>	-	-	-	-	-	-	-	-	-	-	-	-
	DDT	µg/L	0.01			0.01 <sup>#52</sup>	0.01 <sup>#52</sup>	-	-	-	-	-	-	-	-	-	-	-	-
	Deisopropylatrazine	µg/L						-	-	-	-	-	-	-	-	-	-	-	-
	Chlorothalonil	µg/L	0.01				0.035 <sup>#3</sup>	-	-	-	-	-	-	-	-	-	-	-	-
	Deethylatrazine	µg/L						-	-	-	-	-	-	-	-	-	-	-	-
	Demeton-S-methyl	µg/L	0.01					-	-	-	-	-	-	-	-	-	-	-	-
	Diazinon	µg/L	0.01			0.01 <sup>#3</sup>	0.01 <sup>#3</sup>	-	-	-	-	-	-	-	-	-	-	-	-
	Dicamba	µg/L						-	-	-	-	-	-	-	-	-	-	-	-
	Dichlobenil	µg/L	0.01					-	-	-	-	-	-	-	-	-	-	-	-
	cis-Permethrin	µg/L	0.01					-	-	-	-	-	-	-	-	-	-	-	-
	Dichlorvos	µg/L	0.01			0.04 <sup>#4</sup>	0.001 <sup>#4</sup>	-	-	-	-	-	-	-	-	-	-	-	-
	Diclofop	µg/L						-	-	-	-	-	-	-	-	-	-	-	-
	Dieldrin	µg/L	0.01			0.03 <sup>#1</sup>	0.00125 <sup>#50</sup>	0.0025 <sup>#51</sup>	-	-	-	-	-	-	-	-	-	-	-
	Difenoconazole	µg/L						-	-	-	-	-	-	-	-	-	-	-	-
	Difenoxyuron	µg/L						-	-	-	-	-	-	-	-	-	-	-	-
	Diflubenzuron	µg/L				0.005 <sup>#4</sup>	0.001 <sup>#4</sup>	-	-	-	-	-	-	-	-	-	-	-	-
	Diflufenican	µg/L						-	-	-	-	-	-	-	-	-	-	-	-
	Dimethoate	µg/L	0.01			0.48	0.48 <sup>#2</sup>	-	-	-	-	-	-	-	-	-	-	-	-
	Dinoseb	µg/L						-	-	-	-	-	-	-	-	-	-	-	-
	Disulfoton	µg/L	0.01					-	-	-	-	-	-	-	-	-	-	-	-
	Diuron	µg/L				0.48 <sup>#3</sup>	0.48 <sup>#3</sup>	-	-	-	-	-	-	-	-	-	-	-	-
	Endosulfan I	µg/L	0.01					-	-	-	-	-	-	-	-	-	-	-	-
	Endosulfan II	µg/L	0.01					-	-	-	-	-	-	-	-	-	-	-	-
	Endosulfan sulphate	µg/L	0.01					-	-	-	-	-	-	-	-	-	-	-	-
	Endrin	µg/L	0.01			0.00125 <sup>#50</sup>	0.0025 <sup>#51</sup>	-	-	-	-	-	-	-	-	-	-	-	-
	Endrin ketone	µg/L	0.01					-	-	-	-	-	-	-	-	-	-	-	-

				Location	BH08013	BH08014	BH08014	BH08014	BH08018	BH08018	BH08018	BH08018	BH08018	BH08019	BH08019	BH08019	BH08020	BH08020	BH08020
				Sampled Date	25/08/2020	02/07/2020	28/07/2020	26/08/2020	25/06/2020	10/07/2020	29/07/2020	26/08/2020	02/07/2020	28/07/2020	26/08/2020	10/07/2020	10/07/2020	28/07/2020	
				Sample Depth	1.59	40	1.5	1.54	9	25	1.36	1.39	30	1.54	1.56	13	13	1.58	
				Avg															
				Arcadis GAC - Human Health - Residential	UK Drinking Water Standards	UK Estuaries and coastal waters EQS	UK Freshwater EQS												
Chem_Group	Analyte	Units	MDL																
	s-Ethyl dipropylthiocarbamate	µg/L		-	-	-	-	-	-	-	-	-	-	-	-	-	-	-	-
	Ethiofencarb	µg/L		-	-	-	-	-	-	-	-	-	-	-	-	-	-	-	-
	Ethion	µg/L	0.01	-	-	-	-	-	-	-	-	-	-	-	-	-	-	-	-
	Ethoprop	µg/L		-	-	-	-	-	-	-	-	-	-	-	-	-	-	-	-
	Ethofumesate	µg/L		-	-	-	-	-	-	-	-	-	-	-	-	-	-	-	-
	Etridiazole	µg/L	0.01	-	-	-	-	-	-	-	-	-	-	-	-	-	-	-	-
	Fenamiphos	µg/L		-	-	-	-	-	-	-	-	-	-	-	-	-	-	-	-
	Fenarimol	µg/L		-	-	-	-	-	-	-	-	-	-	-	-	-	-	-	-
	Fenitrothion	µg/L	0.01				0.01 <sup>#4</sup>	0.01 <sup>#4</sup>	-	-	-	-	-	-	-	-	-	-	-
	Fensulfothion	µg/L		-	-	-	-	-	-	-	-	-	-	-	-	-	-	-	-
	Fenhexamid	µg/L		-	-	-	-	-	-	-	-	-	-	-	-	-	-	-	-
	Fenoxycarb	µg/L		-	-	-	-	-	-	-	-	-	-	-	-	-	-	-	-
	Fenthion	µg/L	0.01	-	-	-	-	-	-	-	-	-	-	-	-	-	-	-	-
	Fenpropimorf	µg/L		-	-	-	-	-	-	-	-	-	-	-	-	-	-	-	-
	Fluroxypyr	µg/L	0.03	-	-	-	-	-	-	-	-	-	-	-	-	-	-	-	-
	Flutolanil	µg/L		-	-	-	-	-	-	-	-	-	-	-	-	-	-	-	-
	Fonofos	µg/L		-	-	-	-	-	-	-	-	-	-	-	-	-	-	-	-
	g-BHC (Lindane)	µg/L	0.01	-	-	-	-	-	-	-	-	-	-	-	-	-	-	-	-
	Haloxyp-methyl	µg/L		-	-	-	-	-	-	-	-	-	-	-	-	-	-	-	-
	Thifensulfuron	µg/L		-	-	-	-	-	-	-	-	-	-	-	-	-	-	-	-
	Heptachlor	µg/L	0.01				0.03 <sup>#1</sup>		-	-	-	-	-	-	-	-	-	-	-
	Hexaconazole	µg/L		-	-	-	-	-	-	-	-	-	-	-	-	-	-	-	-
	Hexazinone	µg/L		-	-	-	-	-	-	-	-	-	-	-	-	-	-	-	-
	Hydroxyatrazine	µg/L		-	-	-	-	-	-	-	-	-	-	-	-	-	-	-	-
	Iprodione	µg/L		-	-	-	-	-	-	-	-	-	-	-	-	-	-	-	-
	Isodrin	µg/L	0.01				0.00125 <sup>#50</sup>	0.0025 <sup>#51</sup>	-	-	-	-	-	-	-	-	-	-	-
	Isoproturon	µg/L					0.3 <sup>#3</sup>	0.3 <sup>#3</sup>	-	-	-	-	-	-	-	-	-	-	-
	Linuron	µg/L					0.5 <sup>#3</sup>	0.5 <sup>#3</sup>	-	-	-	-	-	-	-	-	-	-	-
	Malathion	µg/L	0.01				0.02 <sup>#4</sup>	0.01 <sup>#4</sup>	-	-	-	-	-	-	-	-	-	-	-
	2-Methyl-4-chlorophenoxyacetic acid	µg/L		-	-	-	-	-	-	-	-	-	-	-	-	-	-	-	-

				Location	BH08013	BH08014	BH08014	BH08014	BH08018	BH08018	BH08018	BH08018	BH08018	BH08019	BH08019	BH08019	BH08020	BH08020	BH08020
				Sampled Date	25/08/2020	02/07/2020	28/07/2020	26/08/2020	25/06/2020	10/07/2020	29/07/2020	26/08/2020	02/07/2020	28/07/2020	26/08/2020	10/07/2020	10/07/2020	28/07/2020	
				Sample Depth	1.59	40	1.5	1.54	9	25	1.36	1.39	30	1.54	1.56	13	13	1.58	
				Avg															
				Arcadis GAC - Human Health - Residential	UK Drinking Water Standards	UK Estuaries and coastal waters EQS	UK Freshwater EQS												
Chem_Group	Analyte	Units	MDL																
	2-Methyl-4-Chlorophenoxy Butanoic Acid	µg/L		-	-	-	-	-	-	-	-	-	-	-	-	-	-	-	-
	Mecoprop	µg/L				18 <sup>#3</sup>	18 <sup>#3</sup>	-	-	-	-	-	-	-	-	-	-	-	-
	Mefenpyr-diethyl	µg/L		-	-	-	-	-	-	-	-	-	-	-	-	-	-	-	-
	Metachlor	µg/L	0.01			0.3 <sup>#3</sup>	0.3 <sup>#3</sup>	-	-	-	-	-	-	-	-	-	-	-	-
	Metalaxyl	µg/L		-	-	-	-	-	-	-	-	-	-	-	-	-	-	-	-
	Methamidophos	µg/L		-	-	-	-	-	-	-	-	-	-	-	-	-	-	-	-
	Methidathion	µg/L		-	-	-	-	-	-	-	-	-	-	-	-	-	-	-	-
	Methiocarb	µg/L					0.01 <sup>#4</sup>	-	-	-	-	-	-	-	-	-	-	-	-
	Methomyl	µg/L		-	-	-	-	-	-	-	-	-	-	-	-	-	-	-	-
	Methoxychlor	µg/L	0.01	-	-	-	-	-	-	-	-	-	-	-	-	-	-	-	-
	Methoxyfenozide	µg/L		-	-	-	-	-	-	-	-	-	-	-	-	-	-	-	-
	Methyl parathion	µg/L	0.01	-	-	-	-	-	-	-	-	-	-	-	-	-	-	-	-
	Metolachlor	µg/L		-	-	-	-	-	-	-	-	-	-	-	-	-	-	-	-
	Metoxuron	µg/L		-	-	-	-	-	-	-	-	-	-	-	-	-	-	-	-
	Metsulfuron Methyl	µg/L		-	-	-	-	-	-	-	-	-	-	-	-	-	-	-	-
	Mevinphos (Phosdrin)	µg/L	0.01				0.02(MAC) <sup>#53</sup>	-	-	-	-	-	-	-	-	-	-	-	-
	Molinate	µg/L		-	-	-	-	-	-	-	-	-	-	-	-	-	-	-	-
	Monlinuran	µg/L		-	-	-	-	-	-	-	-	-	-	-	-	-	-	-	-
	Monocrotophos	µg/L		-	-	-	-	-	-	-	-	-	-	-	-	-	-	-	-
	Napropamide	µg/L		-	-	-	-	-	-	-	-	-	-	-	-	-	-	-	-
	Flusilazole (NuStar)	µg/L		-	-	-	-	-	-	-	-	-	-	-	-	-	-	-	-
	o,p-DDD	µg/L	0.01	-	-	-	-	-	-	-	-	-	-	-	-	-	-	-	-
	o,p'-DDE	µg/L	0.01	-	-	-	-	-	-	-	-	-	-	-	-	-	-	-	-
	o,p-Methoxychlor	µg/L	0.01	-	-	-	-	-	-	-	-	-	-	-	-	-	-	-	-
	Omethoate	µg/L	0.01				0.01 <sup>#4</sup>	-	-	-	-	-	-	-	-	-	-	-	-
	Oxamyl	µg/L		-	-	-	-	-	-	-	-	-	-	-	-	-	-	-	-
	Paclobutrazol	µg/L		-	-	-	-	-	-	-	-	-	-	-	-	-	-	-	-
	Methyl Paraaxon	µg/L		-	-	-	-	-	-	-	-	-	-	-	-	-	-	-	-
	Parathion	µg/L	0.01	-	-	-	-	-	-	-	-	-	-	-	-	-	-	-	-
	Pendimethalin	µg/L	0.01				0.3 <sup>#3</sup>	-	-	-	-	-	-	-	-	-	-	-	-



				Location	BH08013	BH08014	BH08014	BH08014	BH08018	BH08018	BH08018	BH08018	BH08018	BH08019	BH08019	BH08019	BH08020	BH08020	BH08020
				Sampled Date	25/08/2020	02/07/2020	28/07/2020	26/08/2020	25/06/2020	10/07/2020	29/07/2020	26/08/2020	02/07/2020	28/07/2020	26/08/2020	10/07/2020	10/07/2020	28/07/2020	
				Sample Depth	1.59	40	1.5	1.54	9	25	1.36	1.39	30	1.54	1.56	13	13	1.58	
				Avg															
				Arcadis GAC - Human Health - Residential	UK Drinking Water Standards	UK Estuaries and coastal waters EQS	UK Freshwater EQS												
Chem_Group	Analyte	Units	MDL																
	Imidacloprid	µg/L		-	-	-	-	-	-	-	-	-	-	-	-	-	-	-	-
	Permethrin	µg/L	0.01			0.0002 <sup>#4</sup>	0.001 <sup>#4</sup>	-	-	-	-	-	-	-	-	-	-	-	-
	Permethrin II	µg/L	0.01					-	-	-	-	-	-	-	-	-	-	-	-
	Phorate	µg/L	0.01					-	-	-	-	-	-	-	-	-	-	-	-
	Phosmet	µg/L						-	-	-	-	-	-	-	-	-	-	-	-
	Lenacil	µg/L						-	-	-	-	-	-	-	-	-	-	-	-
	Picloram	µg/L						-	-	-	-	-	-	-	-	-	-	-	-
	Picoxystrobin	µg/L						-	-	-	-	-	-	-	-	-	-	-	-
	Pirimicarb	µg/L				1 <sup>#4</sup>	1 <sup>#4</sup>	-	-	-	-	-	-	-	-	-	-	-	-
	Pirimiphos-methyl	µg/L	0.01			0.015 <sup>#4</sup>	0.015 <sup>#4</sup>	-	-	-	-	-	-	-	-	-	-	-	-
	Pirimiphos-ethyl	µg/L	0.01					-	-	-	-	-	-	-	-	-	-	-	-
	Prochloraz	µg/L				4 <sup>#4</sup>	4 <sup>#4</sup>	-	-	-	-	-	-	-	-	-	-	-	-
	Profenofos	µg/L						-	-	-	-	-	-	-	-	-	-	-	-
	Promecarb	µg/L						-	-	-	-	-	-	-	-	-	-	-	-
	Prometon	µg/L						-	-	-	-	-	-	-	-	-	-	-	-
	Prometryn	µg/L	0.01					-	-	-	-	-	-	-	-	-	-	-	-
	Pronamide	µg/L	0.01			100 <sup>#4</sup>	100 <sup>#4</sup>	-	-	-	-	-	-	-	-	-	-	-	-
	Propanil	µg/L						-	-	-	-	-	-	-	-	-	-	-	-
	Propazine	µg/L	0.01					-	-	-	-	-	-	-	-	-	-	-	-
	Propham	µg/L						-	-	-	-	-	-	-	-	-	-	-	-
	Propiconazole	µg/L						-	-	-	-	-	-	-	-	-	-	-	-
	Propoxycarbazone-sodium	µg/L						-	-	-	-	-	-	-	-	-	-	-	-
	Pursuit	µg/L						-	-	-	-	-	-	-	-	-	-	-	-
	Pyriproxyfen	µg/L						-	-	-	-	-	-	-	-	-	-	-	-
	Quinclorac	µg/L						-	-	-	-	-	-	-	-	-	-	-	-
	Quinoxifen	µg/L						-	-	-	-	-	-	-	-	-	-	-	-
	Savey	µg/L						-	-	-	-	-	-	-	-	-	-	-	-
	Sethoxydim	µg/L						-	-	-	-	-	-	-	-	-	-	-	-
	Simazine	µg/L	0.01			1 <sup>#3</sup>	1 <sup>#3</sup>	-	-	-	-	-	-	-	-	-	-	-	-
	Tebuthiuron	µg/L						-	-	-	-	-	-	-	-	-	-	-	-

				Location	BH08013	BH08014	BH08014	BH08014	BH08018	BH08018	BH08018	BH08018	BH08018	BH08019	BH08019	BH08019	BH08020	BH08020	BH08020
				Sampled Date	25/08/2020	02/07/2020	28/07/2020	26/08/2020	25/06/2020	10/07/2020	29/07/2020	26/08/2020	02/07/2020	28/07/2020	26/08/2020	10/07/2020	10/07/2020	28/07/2020	
				Sample Time															
				Sample Depth	1.59	40	1.5	1.54	9	25	1.36	1.39	30	1.54	1.56	13	13	1.58	
				Avg															
				Arcadis GAC - Human Health - Residential	UK Drinking Water Standards	UK Estuaries and coastal waters EQS	UK Freshwater EQS												
Chem_Group	Analyte	Units	MDL																
	Terbutryn	µg/L	0.01	-	-	-	-	-	-	-	-	-	-	-	-	-	-	-	-
	Terbutylazine	µg/L		-	-	-	-	-	-	-	-	-	-	-	-	-	-	-	-
	Phosalone	µg/L	0.01	-	-	-	-	-	-	-	-	-	-	-	-	-	-	-	-
	Phosphamidon	µg/L	0.01	-	-	-	-	-	-	-	-	-	-	-	-	-	-	-	-
	Thiobencarb	µg/L		-	-	-	-	-	-	-	-	-	-	-	-	-	-	-	-
	Thiophanate-methyl	µg/L		-	-	-	-	-	-	-	-	-	-	-	-	-	-	-	-
	Triadimefon	µg/L	0.01	-	-	-	-	-	-	-	-	-	-	-	-	-	-	-	-
	Triadimenol	µg/L		-	-	-	-	-	-	-	-	-	-	-	-	-	-	-	-
	Triallate	µg/L	0.01				0.25 <sup>#4</sup>	0.25 <sup>#4</sup>	-	-	-	-	-	-	-	-	-	-	-
	Triasulfuron	µg/L		-	-	-	-	-	-	-	-	-	-	-	-	-	-	-	-
	Tributyl phosphate	µg/L	0.1				50 <sup>#4</sup>	50 <sup>#4</sup>	-	-	-	-	-	-	-	-	-	-	-
	Triclopyr	µg/L	0.03	-	-	-	-	-	-	-	-	-	-	-	-	-	-	-	-
	Triclosan	µg/L		-	-	-	-	-	-	-	-	-	-	-	-	-	-	-	-
	Trifluralin	µg/L	0.01				0.03 <sup>#3</sup>	0.03 <sup>#3</sup>	-	-	-	-	-	-	-	-	-	-	-
	Tebuconazole	µg/L		-	-	-	-	-	-	-	-	-	-	-	-	-	-	-	-
	Telodrin	µg/L	0.01	-	-	-	-	-	-	-	-	-	-	-	-	-	-	-	-
	Triazophos	µg/L	0.01				0.005 <sup>#4</sup>	0.005 <sup>#4</sup>	-	-	-	-	-	-	-	-	-	-	-
	Tricyclazole	µg/L		-	-	-	-	-	-	-	-	-	-	-	-	-	-	-	-
Surrogate	Surrogate Value	%		87.7	-	-	75.1	-	-	-	76.4	-	-	50.5	-	-	-	-	
SVOC TIC	SVOC TICS - Detect	Detect		0	0	-	1	-	0	-	0	-	-	1	0	0	-	-	
	SVOC Tentatively Identified Compounds	µg/L	10	<40	<10	-	14.3	-	<10	-	<10	-	-	7750	<10	<10	-	-	
VOC TIC	VOC TICS - Detect	Detect		0	0	-	0	-	0	-	0	-	-	1	0	0	-	-	
	VOC Tentatively Identified Compounds	µg/l	10	<10	<10	-	<10	-	<10	-	<10	-	-	379	<10	<10	-	-	
NA	Potassium Perfluoropentane-1-Sulphonate	µg/L	0.002	-	-	-	-	-	-	-	-	-	-	-	-	-	-	-	
Other	Temperature	°C		-	-	-	-	19.5	-	-	-	-	-	-	-	-	-	-	
	Biochemical Oxygen Demand (5-day test)	µg/L	1000	-	-	-	-	14,500	-	-	-	-	-	-	-	-	-	-	
	Redox	mV		-8	-	-	80	-	-	-	98	-	-	-72	-	-	-	-	
	Salinity (no units)	PSS-78		-	<8	-	-	-	<8	-	-	-	<8	-	-	<8	<8	-	
	Conductivity @ 25oC	mS/cm	0.01	-	-	-	-	2.55	-	-	-	-	-	-	-	-	-	-	
	Conductivity @ 20oC	µS/cm	5	4710	2240	2260	2420	-	2180	2220	2320	1220	1780	2440	1200	1180	1200	-	

				Location	BH08013	BH08014	BH08014	BH08014	BH08018	BH08018	BH08018	BH08018	BH08018	BH08019	BH08019	BH08019	BH08020	BH08020	BH08020		
				Sampled Date	25/08/2020	02/07/2020	28/07/2020	26/08/2020	25/06/2020	10/07/2020	29/07/2020	26/08/2020	02/07/2020	28/07/2020	26/08/2020	10/07/2020	10/07/2020	28/07/2020			
				Sample Depth	1.59	40	1.5	1.54	9	25	1.36	1.39	30	1.54	1.56	13	13	1.58			
				Avg																	
Chem_Group	Analyte	Units	MDL	Arcadis GAC - Human Health - Residential	UK Drinking Water Standards	UK Estuaries and coastal waters EQS	UK Freshwater EQS														
	Total Dissolved Solids (Filtered)	mg/L	5					3110	1540	-	1590	1610	1540	-	1570	992	-	1780	1030	994	-
	Biological Oxygen Demand	mg/L	1					<3	<1	3.48	<1	-	<1	1.98	3.52	161	>395	564	<1	2.94	<1
	Chemical Oxygen Demand	mg/L	5					81	26.2	28.8	27.9	<25	23.6	40.6	26.2	398	771	1070	<7	<7	10.9
	Dissolved Organic Carbon (Filtered)	µg/L	200					6740	3450	3980	3660	4900	3670	5570	7000	114,000	243,000	328,000	3110	3080	3430
	6:2 Fluorotelomer Sulfonate (6:2 FTS)	µg/L	0.002					-	-	-	-	-	-	-	-	-	-	-	-	-	-
	pH (Lab)	pH_Units	0		6.5-9.5 <sup>#1</sup>	6-8.5(MAC) <sup>#53</sup>	6-9(MAC) <sup>#53</sup>	6.95	7.61	7.48	7.44	7.7	7.41	7.33	7.29	10.5	11.8	11.8	7.26	7.37	7.25
	Salinity	ppt (thousand)	0.1					-	-	-	-	<2	-	-	-	-	-	-	-	-	-

**Legend**

36.2	Results exceeds GAC.
<50	Results MDL is greater than GAC.
-	Determinand has not been tested for.

**Notes**  
A range is given where a determinand has been analysed for by more than one method.

				Location	BH08020	BH08022	BH08022	BH08022	BH08022	BH08023	BH08023	BH08023	BH08023	BH08023	BH08029	BH1309A	BH1309A	BH1309A	BH2374		
				Sampled_Date	26/08/2020	02/07/2020	10/07/2020	29/07/2020	26/08/2020	18/02/2020	03/07/2020	29/07/2020	26/08/2020	30/06/2020	01/07/2020	23/07/2020	25/08/2020	09/07/2020			
				Time																	
				Sample_Depth	1.58	6	30	1.74	1.72	4	5	1.52	1.51	4.8	5	4.32	4.33	19			
				Avg																	
				Arcadis GAC - Human Health - Residential	UK Drinking Water Standards	UK Estuaries and coastal waters EQS	UK Freshwater EQS														
Chem_Group	Analyte	Units	MDL																		
Metals	Antimony (Filtered)	µg/L	1		5 <sup>#1</sup>		-	-	-	-	-	-	-	-	-	-	-	-	-		
	Arsenic	µg/L	1	NVP <sup>#2</sup>	10 <sup>#1</sup>	25 <sup>#3</sup>	50 <sup>#3</sup>	<2	9	7.87	15.3	18.4	19	23.5	20.4	22.8	6	28.5	24.5	24.9	34.7
	Arsenic (Filtered)	µg/L	0.5	NVP <sup>#2</sup>	10 <sup>#1</sup>	25 <sup>#3</sup>	50 <sup>#3</sup>	0.725	6	7.79	12.8	12.9	8	24.9	18.7	20.4	6	22	17.3	16.2	21.8
	Boron	µg/L	10	NVP <sup>#2</sup>	1000 <sup>#1</sup>	7000 <sup>#4</sup>	2000 <sup>#4</sup>	152	80	93.3	90.6	101	350	329	359	341	640	21,100	25,800	26,100	3890
	Boron (Filtered)	µg/L	10	NVP <sup>#2</sup>	1000 <sup>#1</sup>	7000 <sup>#4</sup>	2000 <sup>#4</sup>	142	80	88.8	-	104	350	307	-	357	640	19,000	18,400	29,000	4060
	Cadmium	µg/L	0.02	NVP <sup>#2</sup>	5 <sup>#1</sup>	0.2 <sup>#5</sup>	0.08 <sup>#6</sup>	<0.5	0.02	<0.5	<0.5	<0.5	<0.02	<0.5	<0.5	<0.5	<0.02	2.7	3.06	2.97	<0.5
	Cadmium (Filtered)	µg/L	0.02	NVP <sup>#2</sup>	5 <sup>#1</sup>	0.2 <sup>#5</sup>	0.08 <sup>#6</sup>	<0.08	<0.02	<0.08	<0.08	<0.08	<0.02	<0.08	<0.08	<0.08	<0.02	2.99	2.6	3.43	<0.08
	Chromium (hexavalent) (Filtered)	µg/L	3	NVP <sup>#2</sup>		0.6 <sup>#5</sup>	3.4 <sup>#5</sup>	<3	52	49.4	57.8	47	<3	<3	<3	<3	<3	<3	<3	<30	<3
	Chromium	µg/L	1	NVP <sup>#2</sup>	50 <sup>#1</sup>	0.6 <sup>#5</sup>	3.4 <sup>#7</sup>	<3	1	<3	<3	8.35	<1	<3	3.21	<3	<1	<3	<3	<3	5.93
	Chromium (Filtered)	µg/L	1	NVP <sup>#2</sup>	50 <sup>#1</sup>	0.6 <sup>#5</sup>	3.4 <sup>#7</sup>	<1	<1	<1	<1	9.01	<1	<1	<1	<1	<1	<6	<1	1.31	5.16
	Chromium (Trivalent) (Filtered)	µg/L	3	NVP <sup>#2</sup>			4.7 <sup>#5</sup>	<3	<10	<3	<3	<3	-	<3	<3	<3	<3	<3	<3	<3	5.16
	Cobalt (Filtered)	µg/L	0.5			3 <sup>#8</sup>	3 <sup>#8</sup>	1.09	<1	<0.5	<0.5	<0.5	1	1.26	2.85	1.26	<1	6.13	5.32	4.21	8.64
	Copper	µg/L	1	NVP <sup>#2</sup>	2000 <sup>#1</sup>	3.76 <sup>#9</sup>	1(bio) <sup>#10</sup>	1.22	9	<1	<1	2.93	<1	<1	<1	<1	1	<1	<1	<1	17.7
	Copper (Filtered)	µg/L	0.3	NVP <sup>#2</sup>	2000 <sup>#1</sup>	3.76 <sup>#9</sup>	1(bio) <sup>#10</sup>	0.389	4	0.304	<0.3	<0.3	<1	<0.3	<0.3	<0.3	<1	<1.8	4.24	2.12	1.19
	Iron (Filtered)	µg/L	10		200 <sup>#1</sup>	1000 <sup>#3</sup>	1000 <sup>#3</sup>	26.5	<10	<19	<19	<19	10	8940	8110	9250	<10	45,100	30,400	39,200	18,200
	Lead	µg/L	1	NVP <sup>#2</sup>	10 <sup>#1</sup>	1.3 <sup>#5</sup>	1.2(bio) <sup>#10</sup>	-	-	-	-	-	-	-	-	-	-	-	-	-	-
	Lead (Filtered)	µg/L	0.2	NVP <sup>#2</sup>	10 <sup>#1</sup>	1.3 <sup>#5</sup>	1.2(bio) <sup>#10</sup>	<0.2	<1	0.216	<0.2	<0.2	<1	<0.2	<0.2	<0.2	<1	<1.2	<0.2	<0.2	<0.2
	Manganese	µg/L	1		50 <sup>#1</sup>		123(bio) <sup>#11</sup>	147	7	11.4	9.26	2.39	691	528	530	484	4	9650	8960	10,300	1320
	Manganese (Filtered)	µg/L	2		50 <sup>#1</sup>		123(bio) <sup>#11</sup>	145	<10	<3	-	<3	660	472	-	527	<10	10,300	10,300	9420	1180
	Mercury	µg/L	0.02	9.7 <sup>#12</sup>	1 <sup>#1</sup>	0.07(MAC) <sup>#13</sup>	0.07(MAC) <sup>#13</sup>	<0.02	0.07	0.022	0.0583	0.063	<0.03	<0.02	<0.02	<0.02	<0.03	<0.02	<0.02	<0.02	<0.02
	Mercury (Filtered)	µg/L	0.01	9.7 <sup>#12</sup>	1 <sup>#1</sup>	0.07(MAC) <sup>#13</sup>	0.07(MAC) <sup>#13</sup>	<0.01	0.11	0.0682	<0.1	0.028	<0.03	<0.01	<0.01	<0.01	<0.03	<0.01	<0.01	<0.01	<0.01
	Molybdenum (Filtered)	µg/L	1	NVP <sup>#2</sup>	70 <sup>#11</sup>			-	-	-	-	-	-	-	-	-	-	-	-	-	-
	Nickel	µg/L	1	NVP <sup>#2</sup>	20 <sup>#1</sup>	8.6 <sup>#5</sup>	4(bio) <sup>#10</sup>	5.14	31	21.4	24	29.2	2	3.54	3.53	2.74	6	4.07	3.2	3.16	26.8
	Nickel (Filtered)	µg/L	0.4	NVP <sup>#2</sup>	20 <sup>#1</sup>	8.6 <sup>#5</sup>	4(bio) <sup>#10</sup>	4.39	28	19.4	21.2	30.3	2	2.61	3.35	2.44	6	5.09	3.38	2.77	25.2
	Selenium	µg/L	1	NVP <sup>#2</sup>	10 <sup>#1</sup>			1.66	5	3.61	3.75	3.38	<1	<1	<1	<1	<1	<1	1.13	1.7	<1
	Selenium (Filtered)	µg/L	1	NVP <sup>#2</sup>	10 <sup>#1</sup>			-	-	-	-	-	-	-	-	-	-	-	-	-	-
	Strontium (Filtered)	µg/L	1					691	1430	825	-	695	600	593	-	589	1250	17,200	14,100	14,000	2890
	Vanadium	µg/L	1			100	20 <sup>#12</sup>	-	-	-	-	-	-	-	-	-	-	-	-	-	-
	Vanadium (Filtered)	µg/L	1			100	20 <sup>#12</sup>	-	-	-	-	-	-	-	-	-	-	-	-	-	-
	Zinc	µg/L	2	NVP <sup>#2</sup>	3000 <sup>#17</sup>	7.9 <sup>#18</sup>	10.9(bio) <sup>#10</sup>	5.64	4	<5	11.6	16.5	4	<5	<50	<5	3	16.2	<5	<5	1130

				Location	BH08020	BH08022	BH08022	BH08022	BH08022	BH08023	BH08023	BH08023	BH08023	BH08023	BH08029	BH1309A	BH1309A	BH1309A	BH2374		
				Sampled_Date	26/08/2020	02/07/2020	10/07/2020	29/07/2020	26/08/2020	18/02/2020	03/07/2020	29/07/2020	26/08/2020	30/06/2020	01/07/2020	23/07/2020	25/08/2020	09/07/2020			
				Time																	
				Sample_Depth	1.58	6	30	1.74	1.72	4	5	1.52	1.51	4.8	5	4.32	4.33	19			
				Avg																	
Chem_Group	Analyte	Units	MDL	Arcadis GAC - Human Health - Residential	UK Drinking Water Standards	UK Estuaries and coastal waters EQS	UK Freshwater EQS														
	Zinc (Filtered)	µg/L	1	NVP <sup>#2</sup>	3000 <sup>#17</sup>	7.9 <sup>#18</sup>	10.9(bio) <sup>#10</sup>	-	-	-	-	-	-	-	-	-	-	-	-		
Inorganics	Alkalinity (Carbonate as CaCO3)	mg/L	2					-	722	-	-	0	-	-	10	-	-	-	-		
	Total Hardness	mg/l	0.35					553	-	151	120	72.7	-	547	531	530	-	4180	4470	4530	2070
	Total Hardness (Filtered)	mg/l	7					-	<151	-	-	-	568	-	-	<439	-	-	-	-	
	Alkalinity (Bicarbonate as CaCO3)	mg/L	2					310	-	401	459	526	339	350	369	352	-	565	580	585	1350
	Alkalinity (Bicarbonate) as HCO3	mg/L	2					378	-	348	-	312	-	427	-	430	-	690	-	714	1650
	Alkalinity (total) as CaCO3	mg/L	2					310	-	401	459	526	339	350	369	352	10	565	580	585	1350
	Ammoniacal Nitrogen as N	mg/L	0.01			0.021 <sup>#3</sup>	0.6 <sup>#19</sup>	-	-	-	-	-	-	-	-	-	-	-	-	-	
	Ammoniacal Nitrogen as N (Filtered)	mg/L	0.01			0.021 <sup>#3</sup>	0.6 <sup>#19</sup>	0.044	0.6	0.643	0.548	0.9	0.3	0.309	0.321	0.303	0.4	5.16	5.04	5.29	59.7
	Ammoniacal Nitrogen as NH3 (Filtered)	mg/L	0.01					-	-	-	-	-	-	-	-	-	-	-	-	-	
	Bromide	mg/L	0.008					-	1.5	-	-	-	0.707	-	-	-	0.698	-	-	-	
	Bromide (Filtered)	mg/L	0.008					0.412	-	1.7	-	3.31	-	0.674	-	0.707	-	39.5	39.1	40.3	9.74
	Calcium	mg/L	1					-	-	-	-	-	-	-	-	-	-	-	-	-	
	Calcium (Filtered)	mg/L	0.2					149	59	35.9	-	28.1	145	133	-	125	174	1240	1140	1160	475
	Chloride	mg/L	1		250 <sup>#1</sup>		250 <sup>#3</sup>	-	-	-	-	-	-	-	-	-	-	-	-	-	
	Chloride (Filtered)	mg/L	1		250 <sup>#1</sup>		250 <sup>#3</sup>	107	457	544	600	556	196	192	190	196	114	7790	7710	7430	2280
	Cyanide (Free)	µg/L	20		50 <sup>#1</sup>	1 <sup>#3</sup>	1 <sup>#2</sup>	-	<20	-	-	-	<20	-	-	-	<20	-	-	-	
	Cyanide (Free) (Filtered)	µg/L	2.5		50 <sup>#1</sup>	1 <sup>#3</sup>	1 <sup>#2</sup>	<2.5	-	<2.5	<2.5	<2.5	-	<2.5	<2.5	<2.5	-	<2.5	<2.5	<2.5	<2.5
	Cyanide Total	µg/L	20		50 <sup>#1</sup>	1 <sup>#3</sup>	1 <sup>#2</sup>	-	<20	-	-	-	<20	-	-	-	<20	-	-	-	
	Cyanide Total (Filtered)	µg/L	5		50 <sup>#1</sup>	1 <sup>#3</sup>	1 <sup>#2</sup>	<5	-	<5	<5	<5	-	<5	<5	<5	-	<5	<5	<5	<5
	cyanides-complex (Filtered)	µg/L	5		50 <sup>#1</sup>	1 <sup>#3</sup>	1 <sup>#2</sup>	<5	-	<5	<5	<5	-	<5	<5	<5	-	<5	<5	<5	<5
	Fluoride	µg/L	100		1500 <sup>#1</sup>	5000 <sup>#8</sup>	1000 <sup>#15</sup>	-	700	-	-	-	500	-	-	-	<200	-	-	-	
	Fluoride (Filtered)	µg/L	500		1500 <sup>#1</sup>	5000 <sup>#8</sup>	1000 <sup>#15</sup>	<500	-	704	746	844	-	596	550	549	-	<500	1690	<500	<500
	Iodide	mg/L						<0.1	-	<0.1	-	<0.1	-	<0.1	-	<0.1	-	<0.1	<0.1	<50	<0.1
	Iodide (Filtered)	mg/L	0.1					-	<0.1	-	-	-	<0.1	-	-	-	<0.1	-	-	-	-
	Magnesium	mg/L	1					-	-	-	-	-	-	-	-	-	-	-	-	-	
	Magnesium (Filtered)	mg/L	0.036					28.6	<1	0.692	1.08	0.192	50	46.6	45.1	47.3	<1	248	216	253	352
	Nitrate (as N) (Filtered)	mg/L	0.2					-	-	-	-	0.3	-	-	-	-	-	-	-	-	
	Nitrate (as NO3-) (Filtered)	mg/L	0.3		50(NO3) <sup>#21</sup>			19	-	<0.3	<0.3	<0.3	-	<0.3	-	<0.3	-	<0.3	-	<0.3	<0.3
	Phosphate (as P) (Filtered)	µg/L	10					-	-	-	-	-	-	-	-	-	-	-	-	-	

				Location	BH08020	BH08022	BH08022	BH08022	BH08022	BH08023	BH08023	BH08023	BH08023	BH08023	BH08029	BH1309A	BH1309A	BH1309A	BH2374		
				Sampled Date	26/08/2020	02/07/2020	10/07/2020	29/07/2020	26/08/2020	18/02/2020	03/07/2020	29/07/2020	26/08/2020	30/06/2020	01/07/2020	23/07/2020	25/08/2020	09/07/2020			
				Time																	
				Sample Depth	1.58	6	30	1.74	1.72	4	5	1.52	1.51	4.8	5	4.32	4.33	19			
				Avg																	
				Arcadis GAC - Human Health - Residential	UK Drinking Water Standards	UK Estuaries and coastal waters EQS	UK Freshwater EQS														
Chem_Group	Analyte	Units	MDL																		
	Phosphorus	µg/L	20					117	-	85.9	109	83.1	-	1140	1140	1210	-	287	289	296	994
	Phosphorus (Filtered)	µg/L	10					65.5	-	31.9	43.5	51.8	-	1080	1020	1160	-	206	277	281	797
	Potassium (Filtered)	mg/L	0.2					34.4	51	28.6	26.9	28.5	38	31.7	30	31.2	26	320	270	308	137
	Sodium	mg/L	1		200 <sup>#1</sup>			-	-	-	-	-	-	-	-	-	-	-	-	-	-
	Sodium (Filtered)	mg/L	0.076		200 <sup>#1</sup>			67.3	671	641	652	646	213	175	192	193	86	2830	3040	3260	1460
	Sulphate	mg/L	3		250(SO4) <sup>#22</sup>		400 <sup>#4</sup>	-	-	-	-	-	-	-	-	-	-	-	-	-	-
	Sulphate (Filtered)	mg/L	2		250(SO4) <sup>#22</sup>		400 <sup>#4</sup>	212	177	134	112	105	399	320	338	362	316	2070	1990	2040	400
PAH	Coronene	µg/L	50					-	<250	-	-	-	-	-	-	<50	-	-	-	-	
	Naphthalene	µg/L	0.01	3900		2 <sup>#3</sup>	2 <sup>#3</sup>	<1 - 0.0193	<5 - 0.43	<1 - 0.194	<0.02	<1 - 0.341	<0.01	<0.02	0.0647	<1 - 0.0219	<2 - 0.09	<1 - 0.0216	<0.02	<0.01	<0.01
	Acenaphthene	µg/L	0.005	>SOL <sup>#23</sup>			No UK EQS	<0.005	<0.04	<10 - 0.0456	<0.01	<0.005	<0.01	<0.01	<0.01	<0.01	<0.01	<0.005	<0.01	<0.005	<0.005
	Acenaphthylene	µg/L	0.005	>SOL <sup>#23</sup>			No UK EQS	<0.005	<0.04	<0.005	<0.01	<8 - 0.00736	<0.01	<0.01	<0.01	<0.01	<0.01	<0.005	<0.01	<0.005	<0.005
	Fluoranthene	µg/L	0.005	>SOL <sup>#23</sup>		0.0063 <sup>#3</sup>	0.0063 <sup>#3</sup>	<0.005	<0.04	<0.005	<0.01	<0.005	<0.01	<0.01	<0.01	<0.01	<2 - 0.01	<0.005	<0.01	<0.005	<4 - 0.0276
	Anthracene	µg/L	0.005	>SOL <sup>#23</sup>		0.1 <sup>#3</sup>	0.1 <sup>#3</sup>	<0.005	<0.04	<0.005	<0.01	<0.005	<0.01	<0.01	<0.01	<0.01	<0.01	<0.005	<0.01	<0.005	<0.005
	Phenanthrene	µg/L	0.005	>SOL <sup>#23</sup>			No UK EQS	<0.005	<0.04	<0.005	<0.01	<8 - 0.00626	<0.01	<0.01	<0.01	<0.01	<2 - 0.03	<0.005	<0.01	<0.005	<0.005
	Fluorene	µg/L	0.005	>SOL <sup>#23</sup>			No UK EQS	<0.005	<0.04	<10 - 0.0484	<0.01	<0.005	<0.01	<0.01	<0.01	<0.01	<0.01	<0.005	<0.01	<0.005	<0.005
	Chrysene	µg/L	0.005	>SOL <sup>#23</sup>			No UK EQS	<0.005	<0.04	<0.005	<0.01	<0.005	<0.01	<0.01	<0.01	<0.01	<0.01	<0.005	<0.01	<0.005	<0.005
	Pyrene	µg/L	0.005	>SOL <sup>#23</sup>			No UK EQS	<0.005	<0.04	<0.005	<0.01	<0.005	<0.01	<0.01	<0.01	<0.01	<2 - 0.01	<0.005	<0.01	<0.005	<4 - 0.0189
	Benzo(a)anthracene	µg/L	0.005	>SOL <sup>#23</sup>			No UK EQS	<1 - 0.0113	<0.04	<0.005	<0.01	<0.005	<0.01	<0.01	<0.01	<0.01	<0.01	<0.005	<0.01	<0.005	<0.005
	Benzo(b)fluoranthene	µg/L	0.005	>SOL <sup>#23</sup>	0.025 <sup>#24</sup>	See BaP <sup>#25</sup>	See BaP <sup>#25</sup>	<0.005	<0.04	<0.005	<0.01	<0.005	<0.01	<0.01	<0.01	<0.01	<0.01	<0.005	<0.01	<0.005	<0.005
	Benzo(k)fluoranthene	µg/L	0.005	>SOL <sup>#23</sup>	0.025 <sup>#24</sup>	See BaP <sup>#25</sup>	See BaP <sup>#25</sup>	<0.005	<0.04	<0.005	<0.01	<0.005	<0.01	<0.01	<0.01	<0.01	<0.01	<0.005	<0.01	<0.005	<0.005
	Benzo(a)pyrene	µg/L	0.002	>SOL <sup>#23</sup>	0.01 <sup>#1</sup>	0.00017 <sup>#25</sup>	0.00017 <sup>#25</sup>	<0.002	<0.04	<0.002	<0.004	<0.002	<0.01	<0.004	<0.004	<0.004	<0.01	<0.002	<0.004	<0.002	<0.002
	Dibenz(a,h)anthracene	µg/L	0.005	>SOL <sup>#23</sup>			No UK EQS	<0.005	<0.04	<0.005	<0.01	<0.005	<0.01	<0.01	<0.01	<0.01	<0.01	<0.005	<0.01	<0.005	<0.005
	Benzo(g,h,i)perylene	µg/L	0.005	>SOL <sup>#23</sup>	0.025 <sup>#24</sup>	See BaP <sup>#25</sup>	See BaP <sup>#25</sup>	<0.005	<0.04	<0.005	<0.01	<0.005	<0.01	<0.01	<0.01	<0.01	<0.01	<0.005	<0.01	<0.005	<0.005
	Indeno(1,2,3-c,d)pyrene	µg/L	0.005	>SOL <sup>#23</sup>	0.025 <sup>#24</sup>	See BaP <sup>#25</sup>	See BaP <sup>#25</sup>	<0.005	<0.04	<0.005	<0.01	<0.005	<0.01	<0.01	<0.01	<0.01	<0.01	<0.005	<0.01	<0.005	<0.005
	PAH 16 Total	µg/L	0.082					<0.082	<1.03	0.287	<0.164	0.355	<0.16	<0.164	<0.164	<0.164	<0.26	<0.082	<0.164	<0.082	<0.082
TPH CWG	>C5-C6 Aliphatics	µg/L	10	>SOL <sup>#23</sup>	See TPH	See TPH	See TPH	<10	<100	54	64	65	<100	<10	<10	<10	<100	<10	<10	<10	<10
	>C6-C7 Aliphatics	µg/L	100					-	<100	-	-	-	<100	-	-	-	<100	-	-	-	-
	>C6-C8 Aliphatics	µg/L	10	>SOL <sup>#23</sup>	See TPH	See TPH	See TPH	<10	<100	240	272	285	<100	<10	<10	<10	<100	<10	<10	<10	<10
	>C7-C8 Aliphatics	µg/L	100					-	<100	-	-	-	<100	-	-	-	<100	-	-	-	-
	>C8-C10 Aliphatics	µg/L	10	>SOL <sup>#23</sup>	See TPH	See TPH	See TPH	<10	<10	401	524	597	<10	<10	<10	<10	<10	<10	<10	<10	<10

				Location	BH08020	BH08022	BH08022	BH08022	BH08022	BH08023	BH08023	BH08023	BH08023	BH08023	BH08029	BH1309A	BH1309A	BH1309A	BH2374
				Sampled Date	26/08/2020	02/07/2020	10/07/2020	29/07/2020	26/08/2020	18/02/2020	03/07/2020	29/07/2020	26/08/2020	30/06/2020	01/07/2020	23/07/2020	25/08/2020	09/07/2020	
				Time															
				Sample Depth	1.58	6	30	1.74	1.72	4	5	1.52	1.51	4.8	5	4.32	4.33	19	
				Avg															
Chem_Group	Analyte	Units	MDL	Arcadis GAC - Human Health - Residential	UK Drinking Water Standards	UK Estuaries and coastal waters EQS	UK Freshwater EQS												
	>C10-C12 Aliphatics	µg/L	10	>SOL <sup>#23</sup>	See TPH	See TPH	See TPH	<10	<10	104	122	107	<10	<10	<10	<10	<10	<10	<10
	>C12-C16 Aliphatics	µg/L	10	>SOL <sup>#23</sup>	See TPH	See TPH	See TPH	<10	<10	<10	<20	<10	<10	<20	<20	<10	<10	<20	<10
	>C16-C21 Aliphatics	µg/L	10	NR <sup>#26</sup>	See TPH	See TPH	See TPH	<10	<10	<10	<20	<10	<10	<20	<20	<10	<10	<20	<10
	>C21-C35 Aliphatics	µg/L	10	NR <sup>#26</sup>	See TPH	See TPH	See TPH	<10	37	<10	<20	<10	22	<20	<20	<20	11	<10	<20
	>C16-C35 Aliphatics	µg/L	10	NR <sup>#26</sup>				<10	-	<10	<20	<10	-	<20	<20	<20	-	<10	<20
	>C8-C40 Aliphatics	µg/L	10		43	-	-	-	22	-	-	-	-	-	17	-	-	-	-
	Total Aliphatics >C12-C35	µg/L	10					<10	-	<10	<20	<10	-	<20	<20	<20	-	<10	<20
	>EC5-EC7 Aromatics	µg/L	5	910	See TPH	See TPH	See TPH	-	<100	-	-	-	<5	-	-	-	<100	-	-
	>EC6-EC7 Aromatics	µg/L	10					<10	-	<10	<10	<10	-	<10	<10	<10	-	<10	<10
	>EC7-EC8 Aromatics	µg/L	5	>SOL <sup>#23</sup>	See TPH	See TPH	See TPH	<10	<100	<10	<10	<10	<5	<10	<10	<10	<100	<10	<10
	>EC8-EC10 Aromatics	µg/L	10	8900	See TPH	See TPH	See TPH	<10	16	417	502	447	<10	<10	<10	<10	<10	<10	<10
	>EC10-EC12 Aromatics	µg/L	10	8000	See TPH	See TPH	See TPH	<10	<10	69	81	71	<10	<10	<10	<10	<10	<10	<10
	>EC8-EC40 Aromatics	µg/L	10					-	34	-	-	-	-	-	-	-	13	-	-
	>EC12-EC16 Aromatics	µg/L	10	>SOL <sup>#23</sup>	See TPH	See TPH	See TPH	<10	<10	23	45	<10	<10	<20	<20	<20	<10	<10	<20
	>EC16-EC21 Aromatics	µg/L	10	NR <sup>#26</sup>	See TPH	See TPH	See TPH	<10	<10	<10	<20	<10	<10	<20	<20	<20	<10	<10	<20
	>EC21-EC35 Aromatics	µg/L	10	NR <sup>#26</sup>	See TPH	See TPH	See TPH	<10	<10	<10	<20	<10	<10	<20	<20	<20	<10	<10	<20
	Total Aromatics >EC12-EC35	µg/L	10					<10	-	23	45	<10	-	<20	<20	<20	-	<10	<20
	TPH >C5-C35 Aliphatics/Aromatics	µg/L	10	na <sup>#27</sup>	10 <sup>#28</sup>	150 <sup>#29</sup>	150 <sup>#29</sup>	<10	-	1310	1610	1580	-	<10	<10	<10	-	<10	<20
TPH	>C5-C6	µg/L	100					-	<100	-	-	-	<100	-	-	-	<100	-	-
	>C6-C7	µg/L	100					-	<100	-	-	-	<100	-	-	-	<100	-	-
	>C7-C8	µg/L	100					-	<100	-	-	-	<100	-	-	-	<100	-	-
	>C8-C10	µg/L	100					-	<100	-	-	-	<100	-	-	-	<100	-	-
	GRO	µg/L	100					-	<100	-	-	-	<100	-	-	-	<100	-	-
	GRO >C5-12	µg/L	50					<50	-	1290	1570	1580	-	<50	<50	<50	-	<50	<50
BTEX and MTBE	Benzene	µg/L	1	910	1 <sup>#1</sup>	8 <sup>#3</sup>	10 <sup>#3</sup>	<1	<1	<1	<7	<1	<5	<1	<7	<1	<1	<1	<1
	Toluene	µg/L	1	>SOL <sup>#23</sup>	700 <sup>#30</sup>	74 <sup>#3</sup>	74 <sup>#3</sup>	<1	<5 - 5	<4 - 3.55	<4	4 - 4.42	<1	<1	<4	<1	<1	<1	<1
	Ethylbenzene	µg/L	1	55000	300 <sup>#30</sup>	20 <sup>#31</sup>	20 <sup>#31</sup>	<1	<5 - 2	<1 - 66	48	1.36 - 45	<5	<1	<5	<1	<1	<1	<1
	Xylene (m & p)	µg/L	1	22500	250 <sup>#33</sup>	15 <sup>#34</sup>	15 <sup>#34</sup>	<1	<10 - 5	<8 - 2.29	<8	<8 - 4.39	<1	<1	<8	<1	<1	<1	<1
	Xylene (o)	µg/L	1	22500	250 <sup>#33</sup>	15 <sup>#34</sup>	15 <sup>#34</sup>	<1	<5 - 4	1.29 - 81	100	<3 - 2.7	<1	<1	<3	<1	<1	<1	<1
	Xylene Total	µg/L	2	45000	500 <sup>#30</sup>	30 <sup>#4</sup>	30 <sup>#4</sup>	<2	<15 - 9	3.58 - 81	100	<11 - 7.09	<2	<2	<11	<2	<1	<2	<2

				Location	BH08020	BH08022	BH08022	BH08022	BH08022	BH08022	BH08023	BH08023	BH08023	BH08023	BH08023	BH08029	BH1309A	BH1309A	BH1309A	BH2374	
				Sampled Date	26/08/2020	02/07/2020	10/07/2020	29/07/2020	26/08/2020	18/02/2020	03/07/2020	29/07/2020	26/08/2020	30/06/2020	01/07/2020	23/07/2020	25/08/2020	09/07/2020			
				Sample Depth Avg	1.58	6	30	1.74	1.72	4	5	1.52	1.51	4.8	5	4.32	4.33	19			
				Arcadis GAC - Human Health - Residential	UK Drinking Water Standards	UK Estuaries and coastal waters EQS	UK Freshwater EQS														
Chem_Group	Analyte	Units	MDL																		
	MTBE	µg/L	1	390000	15 <sup>#35</sup>	15 <sup>#35</sup>	15 <sup>#36</sup>	<1	1	<3 - 1.04	<3	<3 - 1.51	<1	<1	<3	<1	-	<1	<1	<1	<1
	Total BTEX	µg/L	28					<28	-	147	148	49	-	<28	<28	<28	-	<28	<28	<28	<28
VOC	Styrene	µg/L	1			50 <sup>#4</sup>	50 <sup>#4</sup>	<1	2	<1	-	1.15	<1	<1	-	<1	<1	<1	<1	<1	<1
	cis-1,3-dichloropropene	µg/L	1					<1	<1	<1	-	<1	<1	<1	-	<1	<1	<1	<1	<1	<1
	trans-1,3-dichloropropene	µg/L	1					<1	<1	<1	-	<1	<1	<1	-	<1	<1	<1	<1	<1	<1
	1,1,1,2-tetrachloroethane	µg/L	1				70 <sup>#37</sup>	<1	<1	<1	-	<1	<1	<1	-	<1	<1	<1	<1	<1	<1
	1,1,1-trichloroethane	µg/L	1	270000	2000 <sup>#38</sup>	100 <sup>#4</sup>	100 <sup>#4</sup>	<1	<1	<1	-	<1	<1	<1	-	<1	<1	<1	<1	<1	<1
	1,1,2,2-tetrachloroethane	µg/L	1				70 <sup>#37</sup>	<1	<1	<1	-	<1	<1	<1	-	<1	<1	<1	<1	<1	<1
	1,1,2-trichloroethane	µg/L	1			300 <sup>#4</sup>	400 <sup>#4</sup>	<1	<1	<1	-	<1	<1	<1	-	<1	<1	<1	<1	<1	<1
	1,1-dichloroethane	µg/L	1	30000	2.8 <sup>#39</sup>			<1	<1	<1	-	<1	<1	<1	-	<1	<1	<1	<1	<1	<1
	1,1-dichloroethene	µg/L	1	14000	140 <sup>#40</sup>			<1	<1	<1	-	<1	<1	<1	-	<1	<1	<1	<1	<1	<1
	1,1-dichloropropene	µg/L	1					<1	<1	<1	-	<1	<1	<1	-	<1	<1	<1	<1	<1	<1
	1,2,3-trichloropropane	µg/L	1					<1	<1	<1	-	<1	<1	<1	-	<1	<1	<1	<1	<1	<1
	1,2,4-trimethylbenzene	µg/L	1					<1	3	<1	-	1.18	<1	<1	-	<1	<1	<1	<1	<1	<1
	1,2-dibromo-3-chloropropane	µg/L	1					<1	<5	<1	-	<1	<5	<1	-	<1	<5	<1	<1	<1	<1
	1,2-dibromoethane	µg/L	1					<1	<1	<1	-	<1	<1	<1	-	<1	<1	<1	<1	<1	<1
	1,2-dichloroethane	µg/L	1	63	3 <sup>#1</sup>	10 <sup>#3</sup>	10 <sup>#3</sup>	<1	<1	<1	-	<1	<1	<1	-	<1	<1	<1	<1	<1	<1
	1,2-dichloropropane	µg/L	1					<1	<1	<1	-	<1	<1	<1	-	<1	<1	<1	<1	<1	<1
	1,3,5-trimethylbenzene	µg/L	1					<1	<1	<1	-	<1	<1	<1	-	<1	<1	<1	<1	<1	<1
	1,3-dichloropropane	µg/L	1					<1	<1	<1	-	<1	<1	<1	-	<1	<1	<1	<1	<1	<1
	2,2-dichloropropane	µg/L	1					<1	<1	<1	-	<1	<1	<1	-	<1	<1	<1	<1	<1	<1
	2-chlorotoluene	µg/L	1					<1	<1	<1	-	<1	<1	<1	-	<1	<1	<1	<1	<1	<1
	4-chlorotoluene	µg/L	1					<1	<1	<1	-	<1	<1	<1	-	<1	<1	<1	<1	<1	<1
	Bromobenzene	µg/L	1					<1	<1	<1	-	<1	<1	<1	-	<1	<1	<1	<1	<1	<1
	Bromochloromethane	µg/L	1					<1	<1	<1	-	<1	<1	<1	-	<1	<1	<1	<1	<1	<1
	Bromodichloromethane	µg/L	1		25 <sup>#41</sup>			<1	<1	<1	-	<1	<1	<1	-	<1	<1	<1	<1	<1	<1
	Bromoform	µg/L	1		25 <sup>#41</sup>			<1	<1	<1	-	<1	<1	<1	-	<1	<1	<1	<1	<1	<1
	Bromomethane	µg/L	1					<1	<1	<1	-	<1	<1	<1	-	<1	<1	<1	<1	<1	<1
	Carbon disulfide	µg/L	1					<1	-	2.52	-	1.7	-	<1	-	<1	-	<1	<1	<1	<1
	Carbon tetrachloride	µg/L	1		3 <sup>#1</sup>	12 <sup>#3</sup>	12 <sup>#3</sup>	<1	<1	<1	-	<1	<1	<1	-	<1	<1	<1	<1	<1	<1



				Location	BH08020	BH08022	BH08022	BH08022	BH08022	BH08022	BH08023	BH08023	BH08023	BH08023	BH08023	BH08029	BH1309A	BH1309A	BH1309A	BH2374
				Sampled Date	26/08/2020	02/07/2020	10/07/2020	29/07/2020	26/08/2020	18/02/2020	03/07/2020	29/07/2020	26/08/2020	30/06/2020	01/07/2020	23/07/2020	25/08/2020	09/07/2020		
				Sample Depth	1.58	6	30	1.74	1.72	4	5	1.52	1.51	4.8	5	4.32	4.33	19		
				Avg																
				Arcadis GAC - Human Health - Residential	UK Drinking Water Standards	UK Estuaries and coastal waters EQS	UK Freshwater EQS													
Chem_Group	Analyte	Units	MDL																	
	Chlorodibromomethane	µg/L	1		25 <sup>#41</sup>			<1	<1	<1	-	<1	<1	<1	-	<1	<1	<1	<1	<1
	Chloroethane	µg/L	1					<1	<1	<1	-	<1	<1	<1	-	<1	<1	<1	<1	<1
	Chloroform	µg/L	1	15000	25 <sup>#41</sup>	2.5 <sup>#3</sup>	2.5 <sup>#3</sup>	<1	<1	<1	-	<1	<1	<1	-	<1	<1	<1	<1	<1
	Chloromethane	µg/L	1					<1	<1	<1	-	<1	<1	<1	-	<1	<1	<1	<1	<1
	cis-1,2-dichloroethene	µg/L	1	2200	25 <sup>#42</sup>			<1	<1	<1	-	<1	<1	<1	-	<1	<1	<1	<1	<1
	Dibromomethane	µg/L	1					<1	<1	<1	-	<1	<1	<1	-	<1	<1	<1	<1	<1
	Dichlorodifluoromethane	µg/L	1					<1	<1	<1	-	<1	<1	<1	-	<1	<1	<1	<1	<1
	Dichloromethane	µg/L	3			20 <sup>#3</sup>	20 <sup>#3</sup>	<3	-	<3	-	<3	-	<3	-	<3	-	<3	<3	<3
	Isopropylbenzene	µg/L	1					<1	<1	<1	-	<1	<1	<1	-	<1	<1	<1	<1	<1
	n-butylbenzene	µg/L	1					<1	<1	<1	-	<1	<1	<1	-	<1	<1	<1	<1	<1
	n-propylbenzene	µg/L	1					<1	<1	<1	-	<1	<1	<1	-	<1	<1	<1	<1	<1
	p-isopropyltoluene	µg/L	1					<1	<1	<1	-	<1	<1	<1	-	<1	<1	<1	<1	<1
	sec-butylbenzene	µg/L	1					<1	<1	<1	-	<1	<1	<1	-	<1	<1	<1	<1	<1
	Trichloroethene	µg/L	1	260	5 <sup>#43</sup>	10 <sup>#3</sup>	10 <sup>#3</sup>	<1	<1	<1	-	<1	<1	<1	-	<1	<1	<1	<1	<1
	tert-butylbenzene	µg/L	1					<1	<1	<1	-	<1	<1	<1	-	<1	<1	<1	<1	<1
	Tetrachloroethene	µg/L	1	2700	5 <sup>#43</sup>	10 <sup>#3</sup>	10 <sup>#3</sup>	<1	<1	<1	-	<1	<1	<1	-	<1	<1	<1	<1	<1
	trans-1,2-dichloroethene	µg/L	1	7100	25 <sup>#42</sup>			<1	<1	<1	-	<1	<1	<1	-	<1	<1	<1	<1	<1
	Trichlorofluoromethane	µg/L	1					<1	<1	<1	-	<1	<1	<1	-	<1	<1	<1	<1	<1
	Vinyl chloride	µg/L	1	97	0.5 <sup>#1</sup>			<1	<1	<1	-	<1	<1	<1	-	<1	<1	<1	<1	<1
	tert-Amyl methyl ether	µg/L	1					<1	-	<1	-	<1	-	<1	-	<1	-	<1	<1	<1
VOC/SVOC	1,2,3-trichlorobenzene	µg/L	0.01			0.13 <sup>#44</sup>	0.13 <sup>#44</sup>	<1	<0.03	<0.01	-	<1	<1	<0.01	-	<1	<1	<1	<1	<1
	1,2,4-trichlorobenzene	µg/L	0.01			0.13 <sup>#44</sup>	0.13 <sup>#44</sup>	<1	<5	<0.01	-	<1	<5	<0.01	-	<1	<5	<1	<1	<1
	1,2-dichlorobenzene	µg/L	1			6.7 <sup>#45</sup>	6.7 <sup>#45</sup>	<1	<5	<1	-	<1	<5	<1	-	<1	<5	<1	<1	<1
	1,3,5-Trichlorobenzene	µg/L	0.01			0.13 <sup>#44</sup>	0.13 <sup>#44</sup>	<1	<0.03	<0.01	-	<1	-	<0.01	-	<1	-	<1	<1	<1
	1,3-dichlorobenzene	µg/L	1			6.7 <sup>#45</sup>	6.7 <sup>#45</sup>	<1	<1	<1	-	<1	<1	<1	-	<1	<1	<1	<1	<1
	1,4-dichlorobenzene	µg/L	1			6.7 <sup>#45</sup>	6.7 <sup>#45</sup>	<1	<1	<1	-	<1	<1	<1	-	<1	<1	<1	<1	<1
	Chlorobenzene	µg/L	1	2400	100 <sup>#46</sup>			<1	<1	<1	-	<1	<1	<1	-	<1	<1	<1	<1	<1
	Hexachlorobutadiene	µg/L	0.01			0.6(MAC) <sup>#13</sup>	0.6(MAC) <sup>#13</sup>	<1	<5	<0.01	-	<1	<5	<0.01	-	<1	<5	<1	<1	<1
SVOC	Benzyl alcohol	µg/L	5					-	<25	-	-	-	-	-	-	<5	-	-	-	-
	Diphenyl ether	mg/L	0.002					-	<0.01	-	-	-	-	-	-	<0.002	-	-	-	-

				Location	BH08020	BH08022	BH08022	BH08022	BH08022	BH08023	BH08023	BH08023	BH08023	BH08023	BH08029	BH1309A	BH1309A	BH1309A	BH2374
				Sampled_Date	26/08/2020	02/07/2020	10/07/2020	29/07/2020	26/08/2020	18/02/2020	03/07/2020	29/07/2020	26/09/2020	30/06/2020	01/07/2020	23/07/2020	25/08/2020	09/07/2020	
				Sample_Depth	1.58	6	30	1.74	1.72	4	5	1.52	1.51	4.8	5	4.32	4.33	19	
				Avg															
				Arcadis GAC - Human Health - Residential	UK Drinking Water Standards	UK Estuaries and coastal waters EQS	UK Freshwater EQS												
Chem_Group	Analyte	Units	MDL																
	4-bromophenyl phenyl ether	µg/L	1	<1	<25	<10	-	<8	-	<2	-	<1	<5	<4	<2	<4	<4	<4	
	4-nitroaniline	µg/L	1	<1	<25	<10	-	<8	-	<2	-	<1	<5	<4	<2	<4	<4	<4	
	4-nitrophenol	µg/L	1	<1	<250	<10	-	<8	-	<2	-	<1	<50	<4	<2	<4	<4	<4	
	1,1-Biphenyl	µg/L	2			25	25 <sup>93</sup>	-	<10	-	-	-	-	<2	-	-	-	-	
	1,2,3,4-tetrachlorobenzene	µg/L	0.01	-	<0.03	-	-	-	-	-	-	-	-	-	-	-	-	-	
	1-Methylnaphthalene	µg/L	2	-	<10	-	-	-	-	-	-	-	<2	-	-	-	-	-	
	2,4,5-trichlorophenol	µg/L	1	<1	<100	<10	-	<8	-	<2	-	<1	<20	<4	<2	<4	<4	<4	
	2,4,6-trichlorophenol	µg/L	1	<1	<100	<10	-	<8	-	<2	-	<1	<20	<4	<2	<4	<4	<4	
	2,4-dichlorophenol	µg/L	1	<1	<100	<10	-	<8	-	<2	-	<1	<20	<4	<2	<4	<4	<4	
	2,4-dimethylphenol	µg/L	1	<1	<100	<10	-	<8	-	<2	-	<1	<20	<4	<2	<4	<4	<4	
	2,4-dinitrophenol	µg/L	10	-	<50	-	-	-	-	-	-	-	<10	-	-	-	-	-	
	2,4-dinitrotoluene	µg/L	1	<1	<25	<10	-	<8	-	<2	-	<1	<5	<4	<2	<4	<4	<4	
	2,6-dinitrotoluene	µg/L	1	<1	<25	<10	-	<8	-	<2	-	<1	<5	<4	<2	<4	<4	<4	
	2-chloronaphthalene	µg/L	1	<1	<10	<10	-	<8	-	<2	-	<1	<2	<4	<2	<4	<4	<4	
	2-chlorophenol	µg/L	1	<1	<100	<10	-	<8	-	<2	-	<1	<20	<4	<2	<4	<4	<4	
	2-methylnaphthalene	µg/L	1	<1	<10	<10	-	<8	-	<2	-	<1	<2	<4	<2	<4	<4	<4	
	2-methylphenol	µg/L	1	<1	<25	<10	-	<8	-	<2	-	<1	<5	<4	<2	<4	<4	<4	
	2-nitroaniline	µg/L	1	<1	<25	<10	-	<8	-	<2	-	<1	<5	<4	<2	<4	<4	<4	
	2-nitrophenol	µg/L	1	<1	<100	<10	-	<8	-	<2	-	<1	<20	<4	<2	<4	<4	<4	
	3-nitroaniline	µg/L	1	<1	<25	<10	-	<8	-	<2	-	<1	<5	<4	<2	<4	<4	<4	
	4,6-Dinitro-2-methylphenol	µg/L	50	-	<250	<0.3	-	-	-	<0.03	-	-	<50	-	-	-	-	-	
	4-chloro-3-methylphenol	µg/L	1	<1	<25	<10	-	<8	-	<2	-	<1	<5	<4	<2	<4	<4	<4	
	4-chloroaniline	µg/L	1	<1	<25	<10	-	<8	-	<2	-	<1	<5	<4	<2	<4	<4	<4	
	4-chlorophenol	µg/L	20	-	<100	-	-	-	-	-	-	-	<20	-	-	-	-	-	
	4-chlorophenyl phenyl ether	µg/L	1	<1	<25	<10	-	<8	-	<2	-	<1	<5	<4	<2	<4	<4	<4	
	4-methylphenol	µg/L	1	<1	-	16.4	-	35.7	-	<2	-	<1	-	<4	<2	<4	<4	<4	
	Azobenzene	µg/L	1	<1	<250	<10	-	<8	-	<2	-	<1	<50	<4	<2	<4	<4	<4	
	Benzoic Acid	µg/L	100	-	<500	-	-	-	-	-	-	-	<100	-	-	-	-	-	
	Bis(2-chloroethoxy) methane	µg/L	1	<1	<25	<10	-	<8	-	<2	-	<1	<5	<4	<2	<4	<4	<4	
	Bis(2-chloroethyl)ether	µg/L	1	<1	<25	<10	-	<8	-	<2	-	<1	<5	<4	<2	<4	<4	<4	

				Location	BH08020	BH08022	BH08022	BH08022	BH08022	BH08023	BH08023	BH08023	BH08023	BH08023	BH08029	BH1309A	BH1309A	BH1309A	BH2374		
				Sampled Date	26/08/2020	02/07/2020	10/07/2020	29/07/2020	26/08/2020	18/02/2020	03/07/2020	29/07/2020	26/08/2020	30/06/2020	01/07/2020	23/07/2020	25/08/2020	09/07/2020			
				Sample Depth	1.58	6	30	1.74	1.72	4	5	1.52	1.51	4.8	5	4.32	4.33	19			
				Avg																	
				Arcadis GAC - Human Health - Residential	UK Drinking Water Standards	UK Estuaries and coastal waters EQS	UK Freshwater EQS														
Chem_Group	Analyte	Units	MDL																		
	Bis(2-chloroisopropyl) ether	µg/L	5					-	<25	-	-	-	-	-	<5	-	-	-	-		
	Bis(2-ethylhexyl) phthalate	µg/L	2			1.3 <sup>#3</sup>	1.3 <sup>#3</sup>	<2	<25	<20	-	<16	-	<4	-	<2	<5	<8	<4	<8	<8
	Butyl benzyl phthalate	µg/L	1			0.75 <sup>#3</sup>	7.5 <sup>#3</sup>	<1	<25	<10	-	<8	-	<2	-	<1	<5	<4	<2	<4	<4
	Carbazole	µg/L	1					<1	<250	<10	-	<8	-	<2	-	<1	<50	<4	<2	<4	<4
	Dibenzofuran	µg/L	1					<1	<25	<10	-	<8	-	<2	-	<1	<5	<4	<2	<4	<4
	Diethylphthalate	µg/L	1			200 <sup>#4</sup>	200 <sup>#4</sup>	<1	<25	<10	-	<8	-	<2	-	<1	<5	<4	<2	<4	<4
	Dimethyl phthalate	µg/L	1			800 <sup>#4</sup>	800 <sup>#4</sup>	<1	<25	<10	-	<8	-	<2	-	<1	<5	<4	<2	<4	<4
	Di-n-butyl phthalate	µg/L	1			8 <sup>#4</sup>	8 <sup>#4</sup>	<1	<25	<10	-	<8	-	<2	-	<1	<5	<4	<2	<4	<4
	Di-n-octyl phthalate	µg/L	2			20 <sup>#4</sup>	20 <sup>#4</sup>	<5	<10	<50	-	<40	-	<10	-	<5	7	<20	<10	<20	<20
	Hexachlorobenzene	µg/L	0.01			0.05(MAC) <sup>#13</sup>	0.05(MAC) <sup>#13</sup>	<1	<0.03	<0.01	-	<8	-	<0.01	-	<1	<5	<4	<2	<4	<4
	Hexachlorocyclopentadiene	µg/L	1					<1	<25	<10	-	<8	-	<2	-	<1	<5	<4	<2	<4	<4
	Hexachloroethane	µg/L	1					<1	<25	<10	-	<8	-	<2	-	<1	<5	<4	<2	<4	<4
	Isophorone	µg/L	1					<1	<25	<10	-	<8	-	<2	-	<1	<5	<4	<2	<4	<4
	Nitrobenzene	µg/L	1					<1	<25	<10	-	<8	-	<2	-	<1	<5	<4	<2	<4	<4
	N-nitrosodi-n-propylamine	µg/L	1					<1	<25	<10	-	<8	-	<2	-	<1	<5	<4	<2	<4	<4
	n-Nitrosodiphenylamine	µg/L	5					-	<25	-	-	-	-	-	-	<5	-	-	-	-	-
	Pentachlorobenzene	µg/L	0.01			0.0007 <sup>#3</sup>	0.007 <sup>#3</sup>	-	<0.03	<0.01	-	-	-	<0.01	-	-	-	-	-	-	-
	Pentachloronitrobenzene	µg/L	0.01					-	-	<0.01	-	-	-	<0.01	-	-	-	-	-	-	-
	Pentachlorophenol	µg/L	1			0.4 <sup>#3</sup>	0.4 <sup>#3</sup>	<1	<250	<10	-	<8	-	<2	-	<1	<50	<4	<2	<4	<4
PCB	Heptachlorobiphenyl, 2,3,3,4,4,5,5- (PCB 189)	µg/L	0.01					<0.015	<0.01	<0.015	-	<0.015	-	-	-	<0.03	<0.04	-	<0.03	<0.015	<0.015
	Hexachlorobiphenyl, 2,3,3,4,4,5- (PCB 156)	µg/L	0.01					<0.015	<0.01	<0.015	-	<0.015	-	-	-	<0.03	<0.04	-	<0.03	<0.015	<0.015
	Hexachlorobiphenyl, 2,3,3,4,4,5- (PCB 157)	µg/L	0.01					<0.015	<0.01	<0.015	-	<0.015	-	-	-	<0.03	<0.04	-	<0.03	<0.015	<0.015
	Hexachlorobiphenyl, 2,3,4,4,5,5- (PCB 167)	µg/L	0.01					<0.015	<0.01	<0.015	-	<0.015	-	-	-	<0.03	<0.04	-	<0.03	<0.015	<0.015
	Hexachlorobiphenyl, 3,3,4,4,5,5- (PCB 169)	µg/L	0.01					<0.015	<0.01	<0.015	-	<0.015	-	-	-	<0.03	<0.04	-	<0.03	<0.015	<0.015
	PCB 101	µg/L	0.01					<0.015	<0.01	<0.015	-	<0.015	-	-	-	<0.03	<0.04	-	<0.03	<0.015	<0.015
	PCB 118	µg/L	0.01					<0.015	<0.01	<0.015	-	<0.015	-	-	-	<0.03	<0.04	-	<0.03	<0.015	<0.015
	PCB 138	µg/L	0.01					<0.015	<0.01	<0.015	-	<0.015	-	-	-	<0.03	<0.04	-	<0.03	<0.015	<0.015
	PCB 153	µg/L	0.01					<0.015	<0.01	<0.015	-	<0.015	-	-	-	<0.03	<0.04	-	<0.03	<0.015	<0.015
	PCB 180	µg/L	0.01					<0.015	<0.01	<0.015	-	<0.015	-	-	-	<0.03	<0.04	-	<0.03	<0.015	<0.015
	PCB 28	µg/L	0.01					<0.015	<0.01	<0.015	-	<0.015	-	-	-	<0.03	<0.04	-	<0.03	<0.015	<0.015

				Location	BH08020	BH08022	BH08022	BH08022	BH08022	BH08022	BH08023	BH08023	BH08023	BH08023	BH08029	BH1309A	BH1309A	BH1309A	BH2374		
				Sampled Date	26/08/2020	02/07/2020	10/07/2020	29/07/2020	26/08/2020	18/02/2020	03/07/2020	29/07/2020	26/08/2020	30/06/2020	01/07/2020	23/07/2020	25/08/2020	09/07/2020			
				Time																	
				Sample Depth Avg	1.58	6	30	1.74	1.72	4	5	1.52	1.51	4.8	5	4.32	4.33	19			
				Arcadis GAC - Human Health - Residential	UK Drinking Water Standards	UK Estuaries and coastal waters EQS	UK Freshwater EQS														
Chem_Group	Analyte	Units	MDL																		
	PCB 52	µg/L	0.01					<0.015	<0.01	<0.015	-	<0.015	-	-	-	<0.03	<0.04	-	<0.03	<0.015	<0.015
	Pentachlorobiphenyl, 2,3,3,4,4,- (PCB 105)	µg/L	0.01					<0.015	<0.01	<0.015	-	<0.015	-	-	-	<0.03	<0.04	-	<0.03	<0.015	<0.015
	Pentachlorobiphenyl, 2,3,4,4,5- (PCB 114)	µg/L	0.01					<0.015	<0.01	<0.015	-	<0.015	-	-	-	<0.03	<0.04	-	<0.03	<0.015	<0.015
	Pentachlorobiphenyl, 2,3,4,4,5- (PCB 123)	µg/L	0.01					<0.015	<0.01	<0.015	-	<0.015	-	-	-	<0.03	<0.04	-	<0.03	<0.015	<0.015
	Pentachlorobiphenyl, 3,3,4,4,5- (PCB 126)	µg/L	0.01					<0.015	<0.01	<0.015	-	<0.015	-	-	-	<0.03	<0.04	-	<0.03	<0.015	<0.015
	Tetrachlorobiphenyl, 3,3,4,4,- (PCB 77)	µg/L	0.01					<0.015	<0.01	<0.015	-	<0.015	-	-	-	<0.03	<0.04	-	<0.03	<0.015	<0.015
	Tetrachlorobiphenyl, 3,4,4,5- (PCB 81)	µg/L	0.01					<0.015	<0.01	<0.015	-	<0.015	-	-	-	<0.03	<0.04	-	<0.03	<0.015	<0.015
	Total PCB 7 Congeners	µg/L	0.105					<0.105	-	<0.105	-	<0.105	-	-	-	<0.21	-	-	<0.21	<0.105	<0.105
Phenolics	Xylenols (Filtered)	µg/L	0.5					<0.5	-	<5	<5	<5	-	1.39	<0.5	<0.5	-	1.48	<0.5	<0.5	0.63
	3-&4-methylphenol	µg/L	20					-	<100	-	-	-	-	-	-	<20	-	-	-	-	-
	Trimethylphenols	µg/L	0.5					-	-	-	-	-	-	-	-	-	-	-	-	-	-
	Trimethylphenols (Filtered)	µg/L	0.5					-	173.5	-	-	<0.5	-	-	-	<0.5	-	-	-	-	-
	Cresol Total	µg/L	0.5					-	-	-	-	-	-	-	-	-	-	-	-	-	-
	Cresol Total (Filtered)	µg/L	0.5					<0.5	112.1	30.8	36.3	54.5	<0.5	<0.5	<0.5	<0.5	<0.5	<0.5	<0.5	<0.5	<0.5
	Dimethylphenols	µg/L	0.5					-	-	-	-	-	-	-	-	-	-	-	-	-	-
	Dimethylphenols (Filtered)	µg/L	0.5					-	340.5	-	-	<0.5	-	-	-	<0.5	-	-	-	-	-
	Phenol	µg/L	0.5	1200000	5800 <sup>#39</sup>	7.7 <sup>#3</sup>	7.7 <sup>#3</sup>	<1	<100	<10	-	13.3	-	<2	-	<1	<20	<4	<2	<4	<4
	Phenol (Filtered)	µg/L	0.5	1200000	5800 <sup>#39</sup>	7.7 <sup>#3</sup>	7.7 <sup>#3</sup>	<0.5	131.5	<5	<5	47.6	<0.5	<0.5	<0.5	<0.5	2.7	<0.5	<0.5	<0.5	<0.5
	Phenols Monohydric (Filtered)	µg/L	0.5					<0.5	-	30.8	36.3	102	-	1.39	<0.5	<0.5	-	1.48	<0.5	<0.5	0.63
PFAS	Branched PFOS	µg/L	0.002					-	-	-	-	-	-	-	-	-	-	-	-	-	-
	Linear PFOS(Perfluoro-1-octanesulfonate)	µg/l	0.0013					-	-	-	-	-	-	-	-	-	-	-	-	-	-
	Perfluoro-1-butanesulfonate	µg/L	0.002					-	-	-	-	-	-	-	-	-	-	-	-	-	-
	Perfluoro-1-hexanesulfonate	µg/L	0.002					-	-	-	-	-	-	-	-	-	-	-	-	-	-
	Perfluorooctanoate (PFOA)	µg/L	0.0013			0.01 <sup>#47</sup>		-	-	-	-	-	-	-	-	-	-	-	-	-	-
	Perfluoro-1-decanesulfonate	µg/L	0.002					-	-	-	-	-	-	-	-	-	-	-	-	-	-
	Perfluoro-1-heptanesulfonate	µg/L	0.002					-	-	-	-	-	-	-	-	-	-	-	-	-	-
	Perfluoro-n-butanoic acid	µg/L	0.004					-	-	-	-	-	-	-	-	-	-	-	-	-	-
	Perfluoro-n-decanoic acid	µg/L	0.002					-	-	-	-	-	-	-	-	-	-	-	-	-	-
	Perfluoro-n-heptanoic acid	µg/L	0.002					-	-	-	-	-	-	-	-	-	-	-	-	-	-
	Perfluoro-n-hexanoic acid	µg/L	0.002					-	-	-	-	-	-	-	-	-	-	-	-	-	-

				Location	BH08020	BH08022	BH08022	BH08022	BH08022	BH08023	BH08023	BH08023	BH08023	BH08023	BH08029	BH1309A	BH1309A	BH1309A	BH2374
				Sampled Date	26/08/2020	02/07/2020	10/07/2020	29/07/2020	26/08/2020	18/02/2020	03/07/2020	29/07/2020	26/08/2020	30/06/2020	01/07/2020	23/07/2020	25/08/2020	09/07/2020	
				Sample Depth	1.58	6	30	1.74	1.72	4	5	1.52	1.51	4.8	5	4.32	4.33	19	
				Avg															
				Arcadis GAC - Human Health - Residential	UK Drinking Water Standards	UK Estuaries and coastal waters EQS	UK Freshwater EQS												
Chem_Group	Analyte	Units	MDL																
	Perfluoro-n-pentanoic acid	µg/L	0.002	-	-	-	-	-	-	-	-	-	-	-	-	-	-	-	-
	Perfluoro-n-dodecanoic acid	µg/L	0.002	-	-	-	-	-	-	-	-	-	-	-	-	-	-	-	-
	Perfluoro-n-nonanoic acid	µg/L	0.002	-	-	-	-	-	-	-	-	-	-	-	-	-	-	-	-
	Perfluoro-n-undecanoic acid	µg/L	0.002	-	-	-	-	-	-	-	-	-	-	-	-	-	-	-	-
	Perfluorooctanesulfonamide	µg/L	0.004	-	-	-	-	-	-	-	-	-	-	-	-	-	-	-	-
	Total PFOS	µg/L	0.002		0.01 <sup>#47</sup>	0.00013 <sup>#48</sup>	0.00065 <sup>#48</sup>	-	-	-	-	-	-	-	-	-	-	-	-
Organotins	Tributyltin	µg/L	0.001	<0.001	<0.1	<0.002	-	<0.001	-	-	-	-	<0.001	<0.1	-	<0.006	<0.001	<0.001	
Pesticides	1-(3,4-Dichlorophenyl) urea (DCPU)	µg/l		-	-	<0.2	-	-	-	<0.02	-	-	-	-	-	-	-	-	
	2-(4-Chlorophenoxy)propionic acid, 4-CPA	µg/l		-	-	<0.1	-	-	-	<0.01	-	-	-	-	-	-	-	-	
	2-amino-N-(isopropyl)benzamide	µg/l		-	-	<0.2	-	-	-	<0.02	-	-	-	-	-	-	-	-	
	2-Chloro-2,6-diethylacetanilide	µg/l		-	-	<0.1	-	-	-	<0.01	-	-	-	-	-	-	-	-	
	Acibenzolar-S-methyl	µg/l		-	-	<0.3	-	-	-	<0.03	-	-	-	-	-	-	-	-	
	Aminopyralid	µg/l		-	-	<0.5	-	-	-	<0.05	-	-	-	-	-	-	-	-	
	Azoxystrobin	µg/L		-	-	<0.1	-	-	-	<0.01	-	-	-	-	-	-	-	-	
	BAM	µg/l		-	-	<0.1	-	-	-	<0.01	-	-	-	-	-	-	-	-	
	Benalaxyl	µg/l		-	-	<0.2	-	-	-	<0.02	-	-	-	-	-	-	-	-	
	Bentazone methyl	µg/l		-	-	<0.3	-	-	-	<0.03	-	-	-	-	-	-	-	-	
	Bifenox	µg/L		-	-	<0.4	-	-	-	<0.04	-	-	-	-	-	-	-	-	
	Bitertanol	µg/l		-	-	<0.2	-	-	-	<0.02	-	-	-	-	-	-	-	-	
	Boscalid	µg/l		-	-	<0.1	-	-	-	<0.01	-	-	-	-	-	-	-	-	
	Cadusafos	µg/l		-	-	<0.2	-	-	-	<0.02	-	-	-	-	-	-	-	-	
	Carfentrazone-ethyl	µg/L		-	-	<0.4	-	-	-	<0.04	-	-	-	-	-	-	-	-	
	Chloridazon-desphenyl	µg/l		-	-	<0.3	-	-	-	<0.03	-	-	-	-	-	-	-	-	
	Chloridazon-methyl desphenyl	µg/l		-	-	<0.5	-	-	-	<0.05	-	-	-	-	-	-	-	-	
	Chlorotoluron-desmethyl	µg/l		-	-	<0.2	-	-	-	<0.02	-	-	-	-	-	-	-	-	
	Chlorpropham	µg/L		-	-	<0.5	-	-	-	<0.05	-	-	-	-	-	-	-	-	
	Clodinafop	µg/l		-	-	<0.3	-	-	-	<0.03	-	-	-	-	-	-	-	-	
	Clomeprop	µg/l		-	-	<0.1	-	-	-	<0.01	-	-	-	-	-	-	-	-	
	Crimidine	µg/l		-	-	<0.3	-	-	-	<0.03	-	-	-	-	-	-	-	-	
	Cybutryme (Irgarol)	µg/l		-	-	<0.1	-	-	-	<0.01	-	-	-	-	-	-	-	-	

				Location	BH08020	BH08022	BH08022	BH08022	BH08022	BH08023	BH08023	BH08023	BH08023	BH08029	BH1309A	BH1309A	BH1309A	BH2374	
				Sampled Date	26/08/2020	02/07/2020	10/07/2020	29/07/2020	26/08/2020	18/02/2020	03/07/2020	29/07/2020	26/08/2020	30/06/2020	01/07/2020	23/07/2020	25/08/2020	09/07/2020	
				Sample Depth	1.58	6	30	1.74	1.72	4	5	1.52	1.51	4.8	5	4.32	4.33	19	
				Avg															
				Arcadis GAC - Human Health - Residential	UK Drinking Water Standards	UK Estuaries and coastal waters EQS	UK Freshwater EQS												
Chem_Group	Analyte	Units	MDL																
	Cyprazine	µg/l		-	-	<0.2	-	-	-	<0.02	-	-	-	-	-	-	-	-	
	Cyprodinil	µg/L		-	-	<0.2	-	-	-	<0.02	-	-	-	-	-	-	-	-	
	Dichlofenthion	µg/l		-	-	<0.5	-	-	-	<0.05	-	-	-	-	-	-	-	-	
	Dichlormid	µg/l		-	-	<0.5	-	-	-	<0.05	-	-	-	-	-	-	-	-	
	Diethofencarb	µg/l		-	-	<0.2	-	-	-	<0.02	-	-	-	-	-	-	-	-	
	Difenacoum	µg/l		-	-	<0.2	-	-	-	<0.02	-	-	-	-	-	-	-	-	
	Dimefuron	µg/l		-	-	<0.2	-	-	-	<0.02	-	-	-	-	-	-	-	-	
	Dimethachlo	µg/l		-	-	<0.1	-	-	-	<0.01	-	-	-	-	-	-	-	-	
	Dimethenamid	µg/l		-	-	<0.1	-	-	-	<0.01	-	-	-	-	-	-	-	-	
	Dimethomorph	µg/l		-	-	<0.1	-	-	-	<0.01	-	-	-	-	-	-	-	-	
	Dinoterb	µg/l		-	-	<0.4	-	-	-	<0.04	-	-	-	-	-	-	-	-	
	Diuron desmethyl (DCPMU)	µg/l		-	-	<0.3	-	-	-	<0.03	-	-	-	-	-	-	-	-	
	Epoxiconazole	µg/l		-	-	<0.3	-	-	-	<0.03	-	-	-	-	-	-	-	-	
	Etrimpfos	µg/L	0.01	-	<0.03	<0.01	-	-	-	<0.01	-	-	-	-	-	-	-	-	
	Fenoxaprop	µg/l		-	-	<0.3	-	-	-	<0.03	-	-	-	-	-	-	-	-	
	Fenpropidin	µg/l		-	-	<0.2	-	-	-	<0.02	-	-	-	-	-	-	-	-	
	Fenuron	µg/l		-	-	<0.1	-	-	-	<0.01	-	-	-	-	-	-	-	-	
	Fipronil	µg/L		-	-	<0.5	-	-	-	<0.05	-	-	-	-	-	-	-	-	
	Florasulam	µg/l		-	-	<0.2	-	-	-	<0.02	-	-	-	-	-	-	-	-	
	Fluazifop	µg/l		-	-	<0.2	-	-	-	<0.02	-	-	-	-	-	-	-	-	
	Fluazifop-P-butyl	µg/L		-	-	<0.2	-	-	-	<0.02	-	-	-	-	-	-	-	-	
	Foramsulfuron	µg/l		-	-	<0.1	-	-	-	<0.01	-	-	-	-	-	-	-	-	
	Furathiocarb	µg/l		-	-	<0.2	-	-	-	<0.02	-	-	-	-	-	-	-	-	
	Haloxifop	µg/l		-	-	<0.3	-	-	-	<0.03	-	-	-	-	-	-	-	-	
	Haloxifop-p-methyl	µg/l		-	-	<0.3	-	-	-	<0.03	-	-	-	-	-	-	-	-	
	Heptachlor epoxide	µg/L	0.01	-	<0.03	<0.01	-	-	-	<0.01	-	-	-	-	-	-	-	-	
	Imazamox	µg/l		-	-	<0.1	-	-	-	<0.01	-	-	-	-	-	-	-	-	
	Indoxacarb	µg/L		-	-	<0.5	-	-	-	<0.05	-	-	-	-	-	-	-	-	
	Isoproturon-desmethyl	µg/l		-	-	<0.2	-	-	-	<0.02	-	-	-	-	-	-	-	-	
	Isoproturon-monodesmethyl	µg/l		-	-	<0.2	-	-	-	<0.02	-	-	-	-	-	-	-	-	

				Location	BH08020	BH08022	BH08022	BH08022	BH08022	BH08023	BH08023	BH08023	BH08023	BH08029	BH1309A	BH1309A	BH1309A	BH2374	
				Sampled Date	26/08/2020	02/07/2020	10/07/2020	29/07/2020	26/08/2020	18/02/2020	03/07/2020	29/07/2020	26/08/2020	30/06/2020	01/07/2020	23/07/2020	25/08/2020	09/07/2020	
				Sample Depth	1.58	6	30	1.74	1.72	4	5	1.52	1.51	4.8	5	4.32	4.33	19	
				Avg															
				Arcadis GAC - Human Health - Residential	UK Drinking Water Standards	UK Estuaries and coastal waters EQS	UK Freshwater EQS												
Chem_Group	Analyte	Units	MDL																
	Isopyrazam	µg/l		-	-	<0.3	-	-	-	<0.03	-	-	-	-	-	-	-	-	-
	Kresoxim-methyl	µg/l		-	-	<0.3	-	-	-	<0.03	-	-	-	-	-	-	-	-	-
	Malaoxon	µg/l		-	-	<0.2	-	-	-	<0.02	-	-	-	-	-	-	-	-	-
	Mandipropamid	µg/l		-	-	<0.2	-	-	-	<0.02	-	-	-	-	-	-	-	-	-
	Mecarbam	µg/l		-	-	<0.2	-	-	-	<0.02	-	-	-	-	-	-	-	-	-
	Mesotrione	µg/l		-	-	<0.5	-	-	-	<0.05	-	-	-	-	-	-	-	-	-
	Metconazole	µg/l		-	-	<0.2	-	-	-	<0.02	-	-	-	-	-	-	-	-	-
	Methacriphos	µg/L	0.01	-	<0.03	-	-	-	-	-	-	-	-	-	-	-	-	-	-
	Metribuzin-desamino	µg/l		-	-	<0.1	-	-	-	<0.01	-	-	-	-	-	-	-	-	-
	Naptalam	µg/l		-	-	<0.3	-	-	-	<0.03	-	-	-	-	-	-	-	-	-
	Nicosulfuron	µg/l		-	-	<0.1	-	-	-	<0.01	-	-	-	-	-	-	-	-	-
	Nuarimol	µg/l		-	-	<0.2	-	-	-	<0.02	-	-	-	-	-	-	-	-	-
	Oxadixyl	µg/l		-	-	<0.3	-	-	-	<0.03	-	-	-	-	-	-	-	-	-
	Paraoxon-ethyl	µg/l		-	-	<0.2	-	-	-	<0.02	-	-	-	-	-	-	-	-	-
	Parathion-ethyl	µg/l		-	-	<0.5	-	-	-	<0.05	-	-	-	-	-	-	-	-	-
	Penconazole	µg/l		-	-	<0.2	-	-	-	<0.02	-	-	-	-	-	-	-	-	-
	Pencycuron	µg/l		-	-	<0.2	-	-	-	<0.02	-	-	-	-	-	-	-	-	-
	Phosphamidon II (E)	µg/l	0.01	-	-	<0.01	-	-	-	<0.01	-	-	-	-	-	-	-	-	-
	Pretilachlor	µg/l		-	-	<0.2	-	-	-	<0.02	-	-	-	-	-	-	-	-	-
	Primisulfuron-methyl	µg/l		-	-	<0.2	-	-	-	<0.02	-	-	-	-	-	-	-	-	-
	Prodiamine	µg/l		-	-	<0.5	-	-	-	<0.05	-	-	-	-	-	-	-	-	-
	Propaquizafop	µg/l		-	-	<0.3	-	-	-	<0.03	-	-	-	-	-	-	-	-	-
	Propetamphos	µg/L	0.01	-	-	<0.03	<0.03 <sup>64</sup>	<0.03 <sup>64</sup>	-	<0.01	-	-	-	<0.01	-	-	-	-	-
	Prosulfocarb	µg/l		-	-	0.315	-	-	-	<0.01	-	-	-	-	-	-	-	-	-
	Prothioconazole	µg/l		-	-	<0.5	-	-	-	<0.05	-	-	-	-	-	-	-	-	-
	Pyribenzoxim	µg/l		-	-	<0.5	-	-	-	<0.05	-	-	-	-	-	-	-	-	-
	Quinmerac	µg/l		-	-	<0.1	-	-	-	<0.01	-	-	-	-	-	-	-	-	-
	Quizalofop	µg/l		-	-	<0.5	-	-	-	<0.05	-	-	-	-	-	-	-	-	-
	Rimsulfuron	µg/l		-	-	<0.1	-	-	-	<0.01	-	-	-	-	-	-	-	-	-
	Sebuthylazine	µg/l		-	-	<0.1	-	-	-	<0.01	-	-	-	-	-	-	-	-	-

				Location	BH08020	BH08022	BH08022	BH08022	BH08022	BH08023	BH08023	BH08023	BH08023	BH08029	BH1309A	BH1309A	BH1309A	BH2374	
				Sampled Date	26/08/2020	02/07/2020	10/07/2020	29/07/2020	26/08/2020	18/02/2020	03/07/2020	29/07/2020	26/08/2020	30/06/2020	01/07/2020	23/07/2020	25/08/2020	09/07/2020	
				Sample Depth	1.58	6	30	1.74	1.72	4	5	1.52	1.51	4.8	5	4.32	4.33	19	
				Avg															
				Arcadis GAC - Human Health - Residential	UK Drinking Water Standards	UK Estuaries and coastal waters EQS	UK Freshwater EQS												
Chem_Group	Analyte	Units	MDL																
	Simazine-2-hydroxy	µg/l		-	-	<0.1	-	-	-	<0.01	-	-	-	-	-	-	-	-	
	Sodium Acifluorfen	µg/L		-	-	<0.1	-	-	-	<0.01	-	-	-	-	-	-	-	-	
	Sulfosulfuron	µg/l		-	-	<0.1	-	-	-	<0.01	-	-	-	-	-	-	-	-	
	Tecnazene	µg/L	0.01			1 <sup>nd</sup>	1 <sup>nd</sup>	-	<0.03	<0.01	-	-	-	<0.01	-	-	-	-	
	Teflubenzuron	µg/l		-	-	<0.3	-	-	-	<0.03	-	-	-	-	-	-	-	-	
	Terbutylazine-desethyl	µg/l		-	-	<0.1	-	-	-	<0.01	-	-	-	-	-	-	-	-	
	Terbutylazine-desethyl-2-hydroxy	µg/l		-	-	<0.1	-	-	-	<0.01	-	-	-	-	-	-	-	-	
	Terbutylazine-hydroxy	µg/l		-	-	<0.1	-	-	-	<0.01	-	-	-	-	-	-	-	-	
	Thiabendazole	µg/L				5 <sup>th</sup>	5 <sup>th</sup>	-	-	<0.3	-	-	-	<0.03	-	-	-	-	
	Thiamethoxam	µg/L		-	-	<0.1	-	-	-	<0.01	-	-	-	-	-	-	-	-	
	Tribenuron-methyl	µg/L		-	-	<0.1	-	-	-	<0.01	-	-	-	-	-	-	-	-	
	Trietazine	µg/L	0.01	-	-	<0.01	-	-	-	<0.01	-	-	-	-	-	-	-	-	
	Trifloxysulfuron-sodium	µg/l		-	-	<0.1	-	-	-	<0.01	-	-	-	-	-	-	-	-	
	Triflusulfuron-methyl	µg/l		-	-	<0.1	-	-	-	<0.01	-	-	-	-	-	-	-	-	
	Triforine	µg/l		-	-	<5	-	-	-	<0.05	-	-	-	-	-	-	-	-	
	Triticonazole	µg/l		-	-	<0.1	-	-	-	<0.01	-	-	-	-	-	-	-	-	
	Desmetryn	mg/L		-	-	<0.0005	-	-	-	<0.00001	-	-	-	-	-	-	-	-	
	Simetryn	mg/L		-	-	<0.0001	-	-	-	<0.00001	-	-	-	-	-	-	-	-	
	Clothianidin	µg/L		-	-	<0.1	-	-	-	<0.01	-	-	-	-	-	-	-	-	
	Cymoxanil	µg/L		-	-	<0.5	-	-	-	<0.05	-	-	-	-	-	-	-	-	
	Fluazifop-butyl	µg/L		-	-	<0.2	-	-	-	<0.02	-	-	-	-	-	-	-	-	
	Imazamethabenz-methyl	µg/L		-	-	<0.3	-	-	-	<0.01	-	-	-	-	-	-	-	-	
	Mesosulfuron-methyl	µg/L		-	-	<0.2	-	-	-	<0.02	-	-	-	-	-	-	-	-	
	Metamitron	µg/L		-	-	<0.3	-	-	-	<0.03	-	-	-	-	-	-	-	-	
	Melbromuron	µg/L		-	-	<0.3	-	-	-	<0.03	-	-	-	-	-	-	-	-	
	Monuron	µg/L		-	-	<0.2	-	-	-	<0.02	-	-	-	-	-	-	-	-	
	Secbumeton	µg/L		-	-	<0.1	-	-	-	<0.01	-	-	-	-	-	-	-	-	
	Spiroxamine	µg/L		-	-	<0.1	-	-	-	<0.01	-	-	-	-	-	-	-	-	
	Clomazon	µg/L		-	-	<0.1	-	-	-	<0.01	-	-	-	-	-	-	-	-	
	Metazachlor	µg/L	0.01	-	-	<0.01	-	-	-	<0.01	-	-	-	-	-	-	-	-	



				Location	BH08020	BH08022	BH08022	BH08022	BH08022	BH08023	BH08023	BH08023	BH08023	BH08029	BH1309A	BH1309A	BH1309A	BH2374	
				Sampled Date	26/08/2020	02/07/2020	10/07/2020	29/07/2020	26/08/2020	18/02/2020	03/07/2020	29/07/2020	26/08/2020	30/06/2020	01/07/2020	23/07/2020	25/08/2020	09/07/2020	
				Sample Depth	1.58	6	30	1.74	1.72	4	5	1.52	1.51	4.8	5	4.32	4.33	19	
				Avg															
				Arcadis GAC - Human Health - Residential	UK Drinking Water Standards	UK Estuaries and coastal waters EQS	UK Freshwater EQS												
Chem_Group	Analyte	Units	MDL																
	Methabenzthiazuran	µg/L		-	-	<0.1	-	-	-	<0.01	-	-	-	-	-	-	-	-	
	Iprovalicarb	µg/L		-	-	<0.1	-	-	-	<0.01	-	-	-	-	-	-	-	-	
	Chloroxuron	µg/L		-	-	<0.1	-	-	-	<0.01	-	-	-	-	-	-	-	-	
	Neburon	µg/L		-	-	<0.1	-	-	-	<0.01	-	-	-	-	-	-	-	-	
	Metribuzin	µg/L		-	-	<0.3	-	-	-	<0.03	-	-	-	-	-	-	-	-	
	2,3,6-Trichlorobenzoic Acid (Tba)	µg/L		-	-	<4.5	-	-	-	<0.5	-	-	-	-	-	-	-	-	
	2,4,5-Trichlorophenoxy Acetic Acid	µg/L		-	-	<0.2	-	-	-	<0.01	-	-	-	-	-	-	-	-	
	2,4,5-TP (Silvex)	µg/L		-	-	<0.2	-	-	-	<0.01	-	-	-	-	-	-	-	-	
	Pyrimethanil	µg/L		-	-	<0.2	-	-	-	<0.02	-	-	-	-	-	-	-	-	
	Hedonal	µg/L				0.3 <sup>#3</sup>	0.3 <sup>#3</sup>	-	-	<0.1	-	-	-	<0.01	-	-	-	-	
	2,4-DDT	µg/L	0.01			0.00625 <sup>#49</sup>	0.00625 <sup>#49</sup>	-	<0.03	<0.01	-	-	-	<0.01	-	-	-	-	
	Propachlor	µg/L	0.01					-	-	<0.01	-	-	-	<0.01	-	-	-	-	
	Propamocarb	µg/L						-	-	<0.3	-	-	-	<0.03	-	-	-	-	
	2,4-Dichlorprop	µg/L						-	-	<0.1	-	-	-	<0.01	-	-	-	-	
	3-Hydroxy Carbofuran	µg/L						-	-	<0.1	-	-	-	<0.01	-	-	-	-	
	4-(2,4-Dichlorophenoxy)butyric Acid (2,4-DB)	µg/L						-	-	<0.2	-	-	-	<0.02	-	-	-	-	
	4,4-DDE	µg/L	0.01			0.00625 <sup>#49</sup>	0.00625 <sup>#49</sup>	-	<0.03	<0.01	-	-	-	<0.01	-	-	-	-	
	4-Bromo-3,5-dimethylphenyl-N-methylcarbamate	µg/L						-	-	<0.2	-	-	-	<0.02	-	-	-	-	
	a-BHC	µg/L	0.01					-	<0.03	<0.01	-	-	-	<0.01	-	-	-	-	
	Acetochlor	µg/L						-	-	<0.3	-	-	-	<0.03	-	-	-	-	
	Aldicarb	µg/L						-	-	<0.5	-	-	-	<0.05	-	-	-	-	
	Aldicarb sulfone	µg/L						-	-	<0.1	-	-	-	<0.01	-	-	-	-	
	Aldrin	µg/L	0.01			0.03 <sup>#1</sup>	0.00125 <sup>#50</sup>	0.0025 <sup>#51</sup>	-	<0.03	<0.01	-	-	<0.01	-	-	-	-	
	Ametryn	µg/L						-	-	<0.1	-	-	-	<0.01	-	-	-	-	
	Amidosulfuron	µg/L						-	-	<0.2	-	-	-	<0.02	-	-	-	-	
	Acetamiprid	µg/L						-	-	<0.1	-	-	-	<0.01	-	-	-	-	
	Aclonifen	µg/L						-	-	<0.3	-	-	-	<0.03	-	-	-	-	
	Actril (toxynil)	µg/L					10 <sup>#4</sup>	10 <sup>#4</sup>	-	<0.1	-	-	-	<0.01	-	-	-	-	
	Altraton	µg/L						-	-	<0.1	-	-	-	<0.01	-	-	-	-	
	Atrazine	µg/L	0.01			0.6 <sup>#3</sup>	0.6 <sup>#3</sup>	-	-	<0.01	-	-	-	<0.01	-	-	-	-	

				Location	BH08020	BH08022	BH08022	BH08022	BH08022	BH08023	BH08023	BH08023	BH08023	BH08023	BH08029	BH1309A	BH1309A	BH1309A	BH2374
				Sampled Date	26/08/2020	02/07/2020	10/07/2020	29/07/2020	26/08/2020	18/02/2020	03/07/2020	29/07/2020	26/08/2020	30/06/2020	01/07/2020	23/07/2020	25/08/2020	09/07/2020	
				Sample Depth	1.58	6	30	1.74	1.72	4	5	1.52	1.51	4.8	5	4.32	4.33	19	
				Avg															
				Arcadis GAC - Human Health - Residential	UK Drinking Water Standards	UK Estuaries and coastal waters EQS	UK Freshwater EQS												
Chem_Group	Analyte	Units	MDL																
	Azinophos methyl	µg/L	0.01			0.01 <sup>#6</sup>	0.01 <sup>#6</sup>	-	<0.03	<0.12	-	-	-	<0.02	-	-	-	-	-
	Baygon	µg/L						-	-	<0.1	-	-	-	<0.01	-	-	-	-	-
	b-BHC	µg/L	0.01					-	<0.03	<0.01	-	-	-	<0.01	-	-	-	-	-
	Benazolin	µg/L						-	-	<3.8	-	-	-	<0.05	-	-	-	-	-
	Bendiocarb	µg/L						-	-	<0.1	-	-	-	<0.01	-	-	-	-	-
	Bentazone	µg/L	0.02			500 <sup>#4</sup>	500 <sup>#4</sup>	-	<0.2	<0.1	-	-	-	0.028	-	-	-	-	-
	Bidrin	µg/L						-	-	<0.1	-	-	-	<0.01	-	-	-	-	-
	Bromacil	µg/L						-	-	<0.1	-	-	-	<0.01	-	-	-	-	-
	Bromazil	µg/L						-	-	<0.3	-	-	-	<0.03	-	-	-	-	-
	Bromophos-ethyl	µg/L						-	-	<0.3	-	-	-	<0.03	-	-	-	-	-
	Bromoxynil	µg/L				100 <sup>#4</sup>	100 <sup>#4</sup>	-	-	<0.1	-	-	-	<0.01	-	-	-	-	-
	Carbaryl	µg/L						-	-	<0.1	-	-	-	<0.01	-	-	-	-	-
	Carbendazim	µg/L					0.15 <sup>#4</sup>	-	-	<0.1	-	-	-	<0.01	-	-	-	-	-
	Carbetamide	µg/L						-	-	<0.1	-	-	-	<0.01	-	-	-	-	-
	Carbofuran	µg/L						-	-	<0.1	-	-	-	<0.01	-	-	-	-	-
	Carbophenothion	µg/L	0.01					-	<0.03	<0.01	-	-	-	<0.01	-	-	-	-	-
	Carboxin	µg/L						-	-	<0.2	-	-	-	<0.02	-	-	-	-	-
	Chlorbromuron	µg/L						-	-	<0.1	-	-	-	<0.01	-	-	-	-	-
	chlordane	µg/L	0.01					-	<0.03	-	-	-	-	-	-	-	-	-	-
	Chlordane (cis)	µg/L	0.01					-	<0.03	<0.01	-	-	-	<0.01	-	-	-	-	-
	Azinphos Ethyl	µg/L	0.01					-	<0.03	<0.04	-	-	-	<0.02	-	-	-	-	-
	Chlordane (trans)	µg/L	0.01					-	-	<0.01	-	-	-	<0.01	-	-	-	-	-
	Chlorfenvinphos	µg/L	0.01			0.1 <sup>#3</sup>	0.1 <sup>#3</sup>	-	<0.03	<0.01	-	-	-	<0.01	-	-	-	-	-
	Chloridazon	µg/L						-	-	<0.1	-	-	-	<0.01	-	-	-	-	-
	Chlorotoluron	µg/L				2 <sup>#4</sup>	2 <sup>#4</sup>	-	-	<0.1	-	-	-	<0.01	-	-	-	-	-
	Chlorpyrifos	µg/L	0.01			0.03 <sup>#3</sup>		-	<0.03	<0.01	-	-	-	<0.005	-	-	-	-	-
	Chlorpyrifos-methyl	µg/L	0.01					-	<0.03	<0.01	-	-	-	<0.01	-	-	-	-	-
	Chlorsulfuron	µg/L						-	-	<0.1	-	-	-	<0.01	-	-	-	-	-
	Clopyralid	µg/L						-	-	<0.36	-	-	-	<0.3	-	-	-	-	-
	Coumaphos	µg/L	0.01			0.03 <sup>#4</sup>	0.03 <sup>#4</sup>	-	-	<0.01	-	-	-	<0.01	-	-	-	-	-

				Location	BH08020	BH08022	BH08022	BH08022	BH08022	BH08023	BH08023	BH08023	BH08023	BH08029	BH1309A	BH1309A	BH1309A	BH2374
				Sampled Date	26/08/2020	02/07/2020	10/07/2020	29/07/2020	26/08/2020	18/02/2020	03/07/2020	29/07/2020	26/08/2020	30/06/2020	01/07/2020	23/07/2020	25/08/2020	09/07/2020
				Sample Depth	1.58	6	30	1.74	1.72	4	5	1.52	1.51	4.8	5	4.32	4.33	19
				Avg														
Chem_Group	Analyte	Units	MDL	Arcadis GAC - Human Health - Residential	UK Drinking Water Standards	UK Estuaries and coastal waters EQS	UK Freshwater EQS											
	Cyanazine	µg/L	0.01					-	-	<0.01	-	-	<0.01	-	-	-	-	-
	Cyproconazole	µg/L						-	-	<0.1	-	-	<0.01	-	-	-	-	-
	Cyromazine	µg/L						-	-	<1	-	-	<0.05	-	-	-	-	-
	d-BHC	µg/L	0.01					-	<0.03	<0.01	-	-	<0.01	-	-	-	-	-
	DDD	µg/L	0.01			0.00625 <sup>#49</sup>	0.00625 <sup>#49</sup>	-	<0.03	<0.01	-	-	<0.01	-	-	-	-	-
	DDT	µg/L	0.01			0.01 <sup>#52</sup>	0.01 <sup>#52</sup>	-	<0.03	<0.01	-	-	<0.02	-	-	-	-	-
	Deisopropylatrazine	µg/L						-	-	<0.1	-	-	<0.01	-	-	-	-	-
	Chlorothalonil	µg/L	0.01				0.035 <sup>#3</sup>	-	<0.03	<0.02	-	-	<1	-	-	-	-	-
	Deethylatrazine	µg/L						-	-	<0.1	-	-	<0.01	-	-	-	-	-
	Demeton-S-methyl	µg/L	0.01					-	-	<0.01	-	-	<0.01	-	-	-	-	-
	Diazinon	µg/L	0.01			0.01 <sup>#3</sup>	0.01 <sup>#3</sup>	-	<0.03	<0.01	-	-	<0.01	-	-	-	-	-
	Dicamba	µg/L						-	-	<0.3	-	-	<0.03	-	-	-	-	-
	Dichlobenil	µg/L	0.01					-	<0.03	<0.01	-	-	<0.01	-	-	-	-	-
	cis-Permethrin	µg/L	0.01					-	<0.03	-	-	-	-	-	-	-	-	-
	Dichlorvos	µg/L	0.01			0.04 <sup>#4</sup>	0.001 <sup>#4</sup>	-	<0.03	<0.01	-	-	<0.01	-	-	-	-	-
	Diclofop	µg/L						-	-	<0.9	-	-	<0.02	-	-	-	-	-
	Dieldrin	µg/L	0.01			0.03 <sup>#1</sup>	0.00125 <sup>#50</sup>	0.0025 <sup>#51</sup>	-	<0.03	<0.01	-	<0.01	-	-	-	-	-
	Difenoconazole	µg/L						-	-	<0.2	-	-	<0.02	-	-	-	-	-
	Difenoxyuron	µg/L						-	-	<0.2	-	-	<0.02	-	-	-	-	-
	Diflubenzuron	µg/L				0.005 <sup>#4</sup>	0.001 <sup>#4</sup>	-	-	<0.2	-	-	<0.02	-	-	-	-	-
	Diflufenican	µg/L						-	-	<0.1	-	-	<0.01	-	-	-	-	-
	Dimethoate	µg/L	0.01			0.48	0.48 <sup>#2</sup>	-	<0.03	<0.01	-	-	<0.01	-	-	-	-	-
	Dinoseb	µg/L						-	-	<0.2	-	-	<0.02	-	-	-	-	-
	Disulfoton	µg/L	0.01					-	-	<0.01	-	-	<0.01	-	-	-	-	-
	Diuron	µg/L				0.48 <sup>#3</sup>	0.48 <sup>#3</sup>	-	-	<0.1	-	-	0.088	-	-	-	-	-
	Endosulfan I	µg/L	0.01					-	<0.03	<0.01	-	-	<0.01	-	-	-	-	-
	Endosulfan II	µg/L	0.01					-	<0.03	<0.02	-	-	<0.02	-	-	-	-	-
	Endosulfan sulphate	µg/L	0.01					-	<0.03	<0.02	-	-	<0.02	-	-	-	-	-
	Endrin	µg/L	0.01			0.00125 <sup>#50</sup>	0.0025 <sup>#51</sup>	-	<0.03	<0.01	-	-	<0.01	-	-	-	-	-
	Endrin ketone	µg/L	0.01					-	<0.03	-	-	-	-	-	-	-	-	-

				Location	BH08020	BH08022	BH08022	BH08022	BH08022	BH08023	BH08023	BH08023	BH08023	BH08029	BH1309A	BH1309A	BH1309A	BH2374	
				Sampled_Date	26/08/2020	02/07/2020	10/07/2020	29/07/2020	26/08/2020	18/02/2020	03/07/2020	29/07/2020	26/08/2020	30/06/2020	01/07/2020	23/07/2020	25/08/2020	09/07/2020	
				Time															
				Sample_Depth	1.58	6	30	1.74	1.72	4	5	1.52	1.51	4.8	5	4.32	4.33	19	
				Avg															
				Arcadis GAC - Human Health - Residential	UK Drinking Water Standards	UK Estuaries and coastal waters EQS	UK Freshwater EQS												
Chem_Group	Analyte	Units	MDL																
	s-Ethyl dipropylthiocarbamate	µg/L						-	-	<0.2	-	-	-	<0.02	-	-	-	-	-
	Ethiofencarb	µg/L						-	-	<0.2	-	-	-	<0.02	-	-	-	-	-
	Ethion	µg/L	0.01					-	<0.03	<0.01	-	-	-	<0.01	-	-	-	-	-
	Ethoprop	µg/L						-	-	<0.2	-	-	-	<0.02	-	-	-	-	-
	Ethofumesate	µg/L						-	-	<0.1	-	-	-	<0.01	-	-	-	-	-
	Etridiazole	µg/L	0.01					-	-	<0.01	-	-	-	<0.02	-	-	-	-	-
	Fenamiphos	µg/L						-	-	<0.2	-	-	-	<0.02	-	-	-	-	-
	Fenarimol	µg/L						-	-	<0.3	-	-	-	<0.03	-	-	-	-	-
	Fenitrothion	µg/L	0.01							0.01 <sup>#4</sup>	0.01 <sup>#4</sup>	-	<0.03	<0.01	-	-	-	-	-
	Fensulfothion	µg/L						-	-	<0.2	-	-	-	<0.02	-	-	-	-	-
	Fenhexamid	µg/L						-	-	<0.3	-	-	-	<0.03	-	-	-	-	-
	Fenoxycarb	µg/L						-	-	<0.2	-	-	-	<0.02	-	-	-	-	-
	Fenthion	µg/L	0.01					-	<0.03	<0.01	-	-	-	<0.01	-	-	-	-	-
	Fenpropimorf	µg/L						-	-	<0.1	-	-	-	<0.01	-	-	-	-	-
	Fluroxypyr	µg/L	0.03					-	-	<0.9	-	-	-	<0.02	-	-	-	-	-
	Flutolanil	µg/L						-	-	<0.2	-	-	-	<0.02	-	-	-	-	-
	Fonofos	µg/L						-	-	<0.5	-	-	-	<0.05	-	-	-	-	-
	g-BHC (Lindane)	µg/L	0.01					-	<0.03	<0.01	-	-	-	<0.01	-	-	-	-	-
	Haloxypop-methyl	µg/L						-	-	<0.3	-	-	-	<0.03	-	-	-	-	-
	Thifensulfuron	µg/L						-	-	<0.1	-	-	-	<0.01	-	-	-	-	-
	Heptachlor	µg/L	0.01							0.03 <sup>#1</sup>	-	<0.03	<0.01	-	-	-	-	-	-
	Hexaconazole	µg/L						-	-	<0.2	-	-	-	<0.02	-	-	-	-	-
	Hexazinone	µg/L						-	-	<0.1	-	-	-	<0.01	-	-	-	-	-
	Hydroxyatrazine	µg/L						-	-	<0.1	-	-	-	0.022	-	-	-	-	-
	Iprodione	µg/L						-	-	<0.3	-	-	-	<0.03	-	-	-	-	-
	Isodrin	µg/L	0.01							0.00125 <sup>#50</sup>	0.0025 <sup>#51</sup>	-	<0.03	<0.01	-	-	-	-	-
	Isoproturon	µg/L								0.3 <sup>#3</sup>	0.3 <sup>#3</sup>	-	-	<0.1	-	-	-	-	-
	Linuron	µg/L								0.5 <sup>#3</sup>	0.5 <sup>#3</sup>	-	-	<0.2	-	-	-	-	-
	Malathion	µg/L	0.01							0.02 <sup>#4</sup>	0.01 <sup>#4</sup>	-	<0.03	<0.01	-	-	-	-	-
	2-Methyl-4-chlorophenoxyacetic acid	µg/L						-	-	<0.4	-	-	-	<0.01	-	-	-	-	-

				Location	BH08020	BH08022	BH08022	BH08022	BH08022	BH08023	BH08023	BH08023	BH08023	BH08029	BH1309A	BH1309A	BH1309A	BH2374	
				Sampled Date	26/08/2020	02/07/2020	10/07/2020	29/07/2020	26/08/2020	18/02/2020	03/07/2020	29/07/2020	26/08/2020	30/06/2020	01/07/2020	23/07/2020	25/08/2020	09/07/2020	
				Sample Depth	1.58	6	30	1.74	1.72	4	5	1.52	1.51	4.8	5	4.32	4.33	19	
				Avg															
				Arcadis GAC - Human Health - Residential	UK Drinking Water Standards	UK Estuaries and coastal waters EQS	UK Freshwater EQS												
Chem_Group	Analyte	Units	MDL																
	2-Methyl-4-Chlorophenoxy Butanoic Acid	µg/L						-	-	<0.2	-	-	-	<0.02	-	-	-	-	-
	Mecoprop	µg/L				18 <sup>#3</sup>	18 <sup>#3</sup>	-	-	<0.1	-	-	-	<0.01	-	-	-	-	-
	Mefenpyr-diethyl	µg/L						-	-	<0.2	-	-	-	<0.02	-	-	-	-	-
	Metachlor	µg/L	0.01			0.3 <sup>#3</sup>	0.3 <sup>#3</sup>	-	-	<0.01	-	-	-	<0.02	-	-	-	-	-
	Metaxyl	µg/L						-	-	<0.1	-	-	-	<0.01	-	-	-	-	-
	Methamidophos	µg/L						-	-	<0.1	-	-	-	<0.01	-	-	-	-	-
	Methidathion	µg/L						-	-	<0.1	-	-	-	<0.01	-	-	-	-	-
	Methiocarb	µg/L						-	-	<0.1	-	-	-	<0.01	-	-	-	-	-
	Methomyl	µg/L						-	-	<0.1	-	-	-	<0.01	-	-	-	-	-
	Methoxychlor	µg/L	0.01					-	<0.03	<0.01	-	-	-	<0.02	-	-	-	-	-
	Methoxyfenozide	µg/L						-	-	<0.3	-	-	-	<0.03	-	-	-	-	-
	Methyl parathion	µg/L	0.01					-	<0.03	<0.01	-	-	-	<0.01	-	-	-	-	-
	Metolachlor	µg/L						-	-	<0.1	-	-	-	<0.01	-	-	-	-	-
	Metoxuron	µg/L						-	-	<0.1	-	-	-	<0.01	-	-	-	-	-
	Metsulfuron Methyl	µg/L						-	-	<0.1	-	-	-	<0.01	-	-	-	-	-
	Mevinphos (Phosdrin)	µg/L	0.01					-	<0.03	<0.01	-	-	-	<0.01	-	-	-	-	-
	Molinatate	µg/L						-	-	<0.1	-	-	-	<0.01	-	-	-	-	-
	Monlinuran	µg/L						-	-	<0.2	-	-	-	<0.02	-	-	-	-	-
	Monocrotophos	µg/L						-	-	<0.1	-	-	-	<0.01	-	-	-	-	-
	Napropamide	µg/L						-	-	<0.1	-	-	-	<0.01	-	-	-	-	-
	Flusilazole (NuStar)	µg/L						-	-	<0.1	-	-	-	<0.01	-	-	-	-	-
	o,p-DDD	µg/L	0.01					-	<0.03	<0.01	-	-	-	<0.01	-	-	-	-	-
	o,p'-DDE	µg/L	0.01					-	<0.03	<0.01	-	-	-	<0.01	-	-	-	-	-
	o,p-Methoxychlor	µg/L	0.01					-	-	<0.01	-	-	-	<0.01	-	-	-	-	-
	Omethoate	µg/L	0.01					-	-	<0.01	-	-	-	<0.01	-	-	-	-	-
	Oxamyl	µg/L						-	-	<0.1	-	-	-	<0.01	-	-	-	-	-
	Paclobutrazol	µg/L						-	-	<0.2	-	-	-	<0.02	-	-	-	-	-
	Methyl Paraaxon	µg/L						-	-	<0.2	-	-	-	<0.02	-	-	-	-	-
	Parathion	µg/L	0.01					-	<0.03	<0.01	-	-	-	<0.01	-	-	-	-	-
	Pendimethalin	µg/L	0.01					-	<0.03	<0.01	-	-	-	<0.01	-	-	-	-	-

				Location	BH08020	BH08022	BH08022	BH08022	BH08022	BH08023	BH08023	BH08023	BH08023	BH08029	BH1309A	BH1309A	BH1309A	BH2374	
				Sampled Date	26/08/2020	02/07/2020	10/07/2020	29/07/2020	26/08/2020	18/02/2020	03/07/2020	29/07/2020	26/08/2020	30/06/2020	01/07/2020	23/07/2020	25/08/2020	09/07/2020	
				Sample Depth	1.58	6	30	1.74	1.72	4	5	1.52	1.51	4.8	5	4.32	4.33	19	
				Avg															
				Arcadis GAC - Human Health - Residential	UK Drinking Water Standards	UK Estuaries and coastal waters EQS	UK Freshwater EQS												
Chem_Group	Analyte	Units	MDL																
	Imidacloprid	µg/L						-	-	<0.1	-	-	-	<0.01	-	-	-	-	-
	Permethrin	µg/L	0.01			0.0002 <sup>#4</sup>	0.001 <sup>#4</sup>	-	-	<0.01	-	-	-	<0.01	-	-	-	-	-
	Permethrin II	µg/L	0.01					-	<0.03	<0.01	-	-	-	<0.01	-	-	-	-	-
	Phorate	µg/L	0.01					-	<0.02	<0.01	-	-	-	<0.01	-	-	-	-	-
	Phosmet	µg/L						-	-	<0.5	-	-	-	<0.05	-	-	-	-	-
	Lenacil	µg/L						-	-	<0.3	-	-	-	<0.03	-	-	-	-	-
	Picloram	µg/L						-	-	<0.2	-	-	-	<0.05	-	-	-	-	-
	Picoxystrobin	µg/L						-	-	<0.1	-	-	-	<0.01	-	-	-	-	-
	Pirimicarb	µg/L				1 <sup>#4</sup>	1 <sup>#4</sup>	-	-	<0.1	-	-	-	<0.01	-	-	-	-	-
	Pirimiphos-methyl	µg/L	0.01			0.015 <sup>#4</sup>	0.015 <sup>#4</sup>	-	<0.03	<0.01	-	-	-	<0.01	-	-	-	-	-
	Pirimiphos-ethyl	µg/L	0.01					-	<0.03	<0.2	-	-	-	<0.02	-	-	-	-	-
	Prochloraz	µg/L				4 <sup>#4</sup>	4 <sup>#4</sup>	-	-	<0.2	-	-	-	<0.02	-	-	-	-	-
	Profenofos	µg/L						-	-	<0.1	-	-	-	<0.01	-	-	-	-	-
	Promecarb	µg/L						-	-	<0.1	-	-	-	<0.01	-	-	-	-	-
	Prometon	µg/L						-	-	<0.2	-	-	-	<0.02	-	-	-	-	-
	Prometryn	µg/L	0.01					-	-	<0.01	-	-	-	<0.01	-	-	-	-	-
	Pronamide	µg/L	0.01			100 <sup>#4</sup>	100 <sup>#4</sup>	-	<0.03	<0.01	-	-	-	<0.01	-	-	-	-	-
	Propanil	µg/L						-	-	<0.3	-	-	-	<0.03	-	-	-	-	-
	Propazine	µg/L	0.01					-	-	<0.01	-	-	-	<0.01	-	-	-	-	-
	Propham	µg/L						-	-	<0.5	-	-	-	<0.05	-	-	-	-	-
	Propiconazole	µg/L						-	-	0.119	-	-	-	<0.01	-	-	-	-	-
	Propoxycarbazone-sodium	µg/L						-	-	<0.5	-	-	-	<0.01	-	-	-	-	-
	Pursuit	µg/L						-	-	<0.1	-	-	-	<0.01	-	-	-	-	-
	Pyriproxyfen	µg/L						-	-	<0.3	-	-	-	<0.03	-	-	-	-	-
	Quinclorac	µg/L						-	-	<0.2	-	-	-	<0.02	-	-	-	-	-
	Quinoxifen	µg/L						-	-	<0.4	-	-	-	<0.04	-	-	-	-	-
	Savey	µg/L						-	-	<0.2	-	-	-	<0.02	-	-	-	-	-
	Sethoxydim	µg/L						-	-	<0.2	-	-	-	<0.02	-	-	-	-	-
	Simazine	µg/L	0.01			1 <sup>#3</sup>	1 <sup>#3</sup>	-	-	<0.01	-	-	-	<0.01	-	-	-	-	-
	Tebuthiuron	µg/L						-	-	<0.2	-	-	-	<0.02	-	-	-	-	-

				Location	BH08020	BH08022	BH08022	BH08022	BH08022	BH08023	BH08023	BH08023	BH08023	BH08029	BH1309A	BH1309A	BH1309A	BH2374			
				Sampled Date	26/08/2020	02/07/2020	10/07/2020	29/07/2020	26/08/2020	18/02/2020	03/07/2020	29/07/2020	26/08/2020	30/06/2020	01/07/2020	23/07/2020	25/08/2020	09/07/2020			
				Sample Depth	1.58	6	30	1.74	1.72	4	5	1.52	1.51	4.8	5	4.32	4.33	19			
				Avg																	
				Arcadis GAC - Human Health - Residential	UK Drinking Water Standards	UK Estuaries and coastal waters EQS	UK Freshwater EQS														
Chem_Group	Analyte	Units	MDL																		
	Terbutryn	µg/L	0.01					-	-	<0.01	-	-	<0.01	-	-	-	-	-			
	Terbutylazine	µg/L						-	-	<0.1	-	-	<0.01	-	-	-	-	-			
	Phosalone	µg/L	0.01					-	<0.03	<0.02	-	-	<0.01	-	-	-	-	-			
	Phosphamidon	µg/L	0.01					-	<0.03	<0.01	-	-	<0.01	-	-	-	-	-			
	Thiobencarb	µg/L						-	-	<0.1	-	-	<0.01	-	-	-	-	-			
	Thiophanate-methyl	µg/L						-	-	<0.3	-	-	<0.03	-	-	-	-	-			
	Triadimefon	µg/L	0.01					-	<0.03	<0.01	-	-	<0.01	-	-	-	-	-			
	Triadimenol	µg/L						-	-	<0.2	-	-	<0.01	-	-	-	-	-			
	Triallate	µg/L	0.01							0.25 <sup>#4</sup>	0.25 <sup>#4</sup>	-	<0.03	<0.01	-	-	-	-			
	Triasulfuron	µg/L						-	-	<0.2	-	-	<0.02	-	-	-	-	-			
	Tributyl phosphate	µg/L	0.1							50 <sup>#4</sup>	50 <sup>#4</sup>	-	<0.1	-	-	-	-	-			
	Triclopyr	µg/L	0.03					-	-	<0.3	<0.3	-	<0.03	-	-	-	-	-			
	Triclosan	µg/L						-	-	<5.4	-	-	<0.5	-	-	-	-	-			
	Trifluralin	µg/L	0.01							0.03 <sup>#3</sup>	0.03 <sup>#3</sup>	-	<0.03	<0.01	-	-	-	-			
	Tebuconazole	µg/L						-	-	<0.1	-	-	<0.01	-	-	-	-	-			
	Telodrin	µg/L	0.01					-	-	<0.01	-	-	<0.01	-	-	-	-	-			
	Triazophos	µg/L	0.01							0.005 <sup>#4</sup>	0.005 <sup>#4</sup>	-	<0.03	<0.01	-	-	-	-			
	Tricyclazole	µg/L						-	-	<0.1	-	-	<0.01	-	-	-	-	-			
Surrogate	Surrogate Value	%						88.5	-	76.8	-	103	-	-	71.1	-	83.4	51.4	81.3		
SVOC TIC	SVOC TICS - Detect	Detect						0	-	1	-	1	-	0	-	0	0	0	0		
	SVOC Tentatively Identified Compounds	µg/L	10					<10	-	23,000	-	24,300	-	<20	-	<10	-	<40	<20	<40	<40
VOC TIC	VOC TICS - Detect	Detect						0	-	1	-	1	-	0	-	0	0	0	0		
	VOC Tentatively Identified Compounds	µg/l	10					<10	-	101	-	140	-	<10	-	<10	-	<10	<10	<10	
NA	Potassium Perfluoropentane-1-Sulphonate	µg/L	0.002					-	-	-	-	-	-	-	-	-	-	-			
Other	Temperature	°C						-	19.5	-	-	-	18.7	-	-	19.5	-	-			
	Biochemical Oxygen Demand (5-day test)	µg/L	1000					-	15,700	-	-	-	<2900	-	-	7900	-	-			
	Redox	mV						168	-	-38	-	-126	-	-	72	-	161	-40	156		
	Salinity (no units)	PSS-78						-	-	<8	-	-	<8	-	-	14	13.9	-	<8		
	Conductivity @ 25°C	mS/cm	0.01					-	4.24	-	-	-	1.97	-	-	1.15	-	-			
	Conductivity @ 20°C	µS/cm	5					1280	-	2470	2570	2910	-	1580	1630	1680	-	20,700	20,600	20,700	7730

				Location	BH08020	BH08022	BH08022	BH08022	BH08022	BH08022	BH08023	BH08023	BH08023	BH08023	BH08029	BH1309A	BH1309A	BH1309A	BH2374		
				Sampled Date	26/08/2020	02/07/2020	10/07/2020	29/07/2020	26/08/2020	18/02/2020	03/07/2020	29/07/2020	26/08/2020	30/06/2020	01/07/2020	23/07/2020	25/08/2020	09/07/2020			
				Sample Depth	1.58	6	30	1.74	1.72	4	5	1.52	1.51	4.8	5	4.32	4.33	19			
				Avg																	
Chem_Group	Analyte	Units	MDL	Arcadis GAC - Human Health - Residential	UK Drinking Water Standards	UK Estuaries and coastal waters EQS	UK Freshwater EQS														
	Total Dissolved Solids (Filtered)	mg/L	5					1010	3210	2360	-	3120	1330	1190	-	1200	931	16,600	17,000	17,200	5750
	Biological Oxygen Demand	mg/L	1					<1	-	>162	>443	1170	-	<1	<1	<1	-	7.28	<1	5.51	<3
	Chemical Oxygen Demand	mg/L	5					7.55	2260	1710	1990	2450	11	21.1	22	19.1	42	445	690	392	137
	Dissolved Organic Carbon (Filtered)	µg/L	200					3970	730,000	521,000	621,000	709,000	5100	6120	6940	6680	18,000	<6000	<6000	<6000	43,200
	6:2 Fluorotelomer Sulfonate (6:2 FTS)	µg/L	0.002					-	-	-	-	-	-	-	-	-	-	-	-	-	-
	pH (Lab)	pH_Units	0		6.5-9.5 <sup>#1</sup>	6-8.5(MAC) <sup>#53</sup>	6-9(MAC) <sup>#53</sup>	7.3	12	11.3	11.2	11.2	7	7.16	7.2	7.22	10.4	6.71	6.63	6.57	7.39
	Salinity	ppt (thousand)	0.1					-	2.2	-	-	-	0	-	-	-	<2	-	-	-	-

**Legend**

36.2	Results exceeds GAC.
<50	Results MDL is greater than GAC.
-	Determinand has not been tested for.

**Notes**

A range is given where a determinand has been analysed for by more than one method.



				Location	BH2374	BH2374	BH2374	BH2384	BH2384	BH2384	BH2384	BH2385	BH2385	BH2385	BH2385	BH2385	BH2392A	BH2392A	BH2392A	BH2392A	
				Sampled Date	24/07/2020	24/07/2020	20/08/2020	01/07/2020	23/07/2020	20/08/2020	01/07/2020	01/07/2020	01/07/2020	28/07/2020	20/08/2020	01/07/2020	01/07/2020	23/07/2020	25/08/2020		
				Time																	
				Sample Depth Avg	5.7	5.7	0	27	8.47	8.75	27	43	7.04	7.07	9	9	4.6	4.64			
				Arcadis GAC - Human Health - Residential	UK Drinking Water Standards	UK Estuaries and coastal waters EQS	UK Freshwater EQS														
Chem_Group	Analyte	Units	MDL																		
Metals	Antimony (Filtered)	µg/L	1		5 <sup>#1</sup>			-	-	-	-	-	-	-	-	-	-	-	-	-	
	Arsenic	µg/L	1	NVP <sup>#2</sup>	10 <sup>#1</sup>	25 <sup>#3</sup>	50 <sup>#3</sup>	25.2	24.6 - 25.2	56.7	30.9	47.5	8.89	30.9	19.4	22.8	15.1	2.87	3.24	2.22	2.23
	Arsenic (Filtered)	µg/L	0.5	NVP <sup>#2</sup>	10 <sup>#1</sup>	25 <sup>#3</sup>	50 <sup>#3</sup>	22	22 - 22.4	27.7	30.5	35.9	7.57	30.5	18.6	20.4	12.7	0.806	<3	1.04	2
	Boron	µg/L	10	NVP <sup>#2</sup>	1000 <sup>#1</sup>	7000 <sup>#4</sup>	2000 <sup>#4</sup>	4250	4250	4380	915	947	1710	915	1450	2240	1770	23,600	23,500	32,200	23,800
	Boron (Filtered)	µg/L	10	NVP <sup>#2</sup>	1000 <sup>#1</sup>	7000 <sup>#4</sup>	2000 <sup>#4</sup>	4250	4180 - 4250	3970	912	868	1620	912	1490	2150	1680	21,600	23,900	19,600	28,200
	Cadmium	µg/L	0.02	NVP <sup>#2</sup>	5 <sup>#1</sup>	0.2 <sup>#5</sup>	0.08 <sup>#6</sup>	<0.5	<0.5	<0.5	<0.5	<0.5	<0.5	<0.5	<0.5	<0.5	<0.5	<0.5	<0.5	<0.5	<0.5
	Cadmium (Filtered)	µg/L	0.02	NVP <sup>#2</sup>	5 <sup>#1</sup>	0.2 <sup>#5</sup>	0.08 <sup>#6</sup>	<0.08	<0.08	<0.08	<0.08	<0.08	<0.48	<0.08	<0.48	<0.08	<0.08	0.0972	<0.48	0.217	0.126
	Chromium (hexavalent) (Filtered)	µg/L	3	NVP <sup>#2</sup>		0.6 <sup>#5</sup>	3.4 <sup>#5</sup>	<3	<3	<3	<3	<3	<3	<3	<3	<3	<3	<3	<3	<3	<3
	Chromium	µg/L	1	NVP <sup>#2</sup>	50 <sup>#1</sup>	0.6 <sup>#5</sup>	3.4 <sup>#7</sup>	5.46	5.46 - 5.54	6.45	6.28	10.1	3.44	6.28	<3	3.04	<3	<3	<3	<3	<3
	Chromium (Filtered)	µg/L	1	NVP <sup>#2</sup>	50 <sup>#1</sup>	0.6 <sup>#5</sup>	3.4 <sup>#7</sup>	6.03	5.36 - 6.03	4.67	5.95	7.91	<6	5.95	<6	2.42	1.75	<1	<6	<1	<1
	Chromium (Trivalent) (Filtered)	µg/L	3	NVP <sup>#2</sup>			4.7 <sup>#5</sup>	6.03	5.36 - 6.03	4.67	5.95	7.91	<3	5.95	<3	<3	<3	<3	<3	<3	<3
	Cobalt (Filtered)	µg/L	0.5			3 <sup>#8</sup>	3 <sup>#8</sup>	9.03	8.88 - 9.03	8.43	3.91	3.89	<3	3.91	<3	1.21	0.859	<0.5	<3	<0.5	<0.5
	Copper	µg/L	1	NVP <sup>#2</sup>	2000 <sup>#1</sup>	3.76 <sup>#9</sup>	1(bio) <sup>#10</sup>	7.56	6.8 - 7.56	40.7	2.04	6.17	5.73	2.04	<1	<1	2.44	<1	<1	<1	<1
	Copper (Filtered)	µg/L	0.3	NVP <sup>#2</sup>	2000 <sup>#1</sup>	3.76 <sup>#9</sup>	1(bio) <sup>#10</sup>	<0.3	<0.3	1.01	<0.3	<0.3	<1.8	<0.3	<1.8	<0.3	<0.3	<0.3	<1.8	0.415	<0.3
	Iron (Filtered)	µg/L	10		200 <sup>#1</sup>	1000 <sup>#3</sup>	1000 <sup>#3</sup>	18,600	18,600	14,500	29,300	26,500	23,600	29,300	10,700	8990	6760	3310	3390	2580	992
	Lead	µg/L	1	NVP <sup>#2</sup>	10 <sup>#1</sup>	1.3 <sup>#5</sup>	1.2(bio) <sup>#10</sup>	-	-	-	-	-	-	-	-	-	-	-	-	-	-
	Lead (Filtered)	µg/L	0.2	NVP <sup>#2</sup>	10 <sup>#1</sup>	1.3 <sup>#5</sup>	1.2(bio) <sup>#10</sup>	0.82	0.215 - 0.82	<0.2	<0.2	<0.2	<1.2	<0.2	<1.2	<0.2	<0.2	<0.2	<1.2	<0.2	<0.2
	Manganese	µg/L	1		50 <sup>#1</sup>		123(bio) <sup>#11</sup>	1140	1140	1230	803	804	505	803	384	426	421	1560	1640	1510	1170
	Manganese (Filtered)	µg/L	2		50 <sup>#1</sup>		123(bio) <sup>#11</sup>	1280	1250 - 1280	1240	801	771	495	801	378	452	424	1590	1560	1490	1200
	Mercury	µg/L	0.02	9.7 <sup>#12</sup>	1 <sup>#1</sup>	0.07(MAC) <sup>#13</sup>	0.07(MAC) <sup>#13</sup>	<0.02	<0.02	0.0985	<0.02	0.0296	<0.02	<0.02	<0.02	<0.02	<0.02	<0.02	<0.02	<0.02	<0.02
	Mercury (Filtered)	µg/L	0.01	9.7 <sup>#12</sup>	1 <sup>#1</sup>	0.07(MAC) <sup>#13</sup>	0.07(MAC) <sup>#13</sup>	<0.01	<0.01	<0.01	<0.01	<0.01	<0.01	<0.01	<0.01	0.0202	<0.01	<0.01	<0.01	<0.01	<0.01
	Molybdenum (Filtered)	µg/L	1	NVP <sup>#2</sup>		70 <sup>#11</sup>		-	-	-	-	-	-	-	-	-	-	-	-	-	
	Nickel	µg/L	1	NVP <sup>#2</sup>	20 <sup>#1</sup>	8.6 <sup>#5</sup>	4(bio) <sup>#10</sup>	25.3	24.6 - 25.3	44.2	30.7	33.7	9.05	30.7	6.32	5.21	5.38	1.37	1.42	<1	<1
	Nickel (Filtered)	µg/L	0.4	NVP <sup>#2</sup>	20 <sup>#1</sup>	8.6 <sup>#5</sup>	4(bio) <sup>#10</sup>	26.6	26 - 26.6	41	26.1	24.2	4.36	26.1	<2.4	1.75	2.46	<0.4	<2.4	<0.4	0.407
	Selenium	µg/L	1	NVP <sup>#2</sup>	10 <sup>#1</sup>			<1	<1	<1	1.58	2.35	1.36	1.58	<1	1.04	1.12	<1	5.99	1.58	1.19
	Selenium (Filtered)	µg/L	1	NVP <sup>#2</sup>	10 <sup>#1</sup>			-	-	-	-	-	-	-	-	-	-	-	-	-	-
	Strontium (Filtered)	µg/L	1					2850	2790 - 2850	2550	1800	1690	4320	1800	3650	4590	3570	10,800	10,100	9430	9170
	Vanadium	µg/L	1			100	20 <sup>#12</sup>	-	-	-	-	-	-	-	-	-	-	-	-	-	-
	Vanadium (Filtered)	µg/L	1			100	20 <sup>#12</sup>	-	-	-	-	-	-	-	-	-	-	-	-	-	-
	Zinc	µg/L	2	NVP <sup>#2</sup>	3000 <sup>#17</sup>	7.9 <sup>#18</sup>	10.9(bio) <sup>#10</sup>	345	292 - 345	2780	19	70.5	37	19	5.14	12.3	15.8	7.15	7.69	7.55	<5

				Location	BH2374	BH2374	BH2374	BH2384	BH2384	BH2384	BH2385	BH2385	BH2385	BH2385	BH2385	BH2392A	BH2392A	BH2392A	BH2392A		
				Sampled Date	24/07/2020	24/07/2020	20/08/2020	01/07/2020	23/07/2020	20/08/2020	01/07/2020	01/07/2020	28/07/2020	20/08/2020	01/07/2020	01/07/2020	23/07/2020	25/08/2020			
				Time																	
				Sample Depth Avg	5.7	5.7	0	27	8.47	8.75	27	43	7.04	7.07	9	9	4.6	4.64			
				Arcadis GAC - Human Health - Residential	UK Drinking Water Standards	UK Estuaries and coastal waters EQS	UK Freshwater EQS														
Chem_Group	Analyte	Units	MDL	NVP <sup>#2</sup>	3000 <sup>#17</sup>	7.9 <sup>#18</sup>	10.9(bio) <sup>#10</sup>														
	Zinc (Filtered)	µg/L	1					-	-	-	-	-	-	-	-	-	-	-	-		
Inorganics	Alkalinity (Carbonate as CaCO3)	mg/L	2					-	-	-	-	-	-	-	-	-	-	-	-		
	Total Hardness	mg/l	0.35					1870	1870 - 2010	1860	1000	1280	3070	1000	2220	2430	2020	2810	2750	3450	3240
	Total Hardness (Filtered)	mg/l	7					-	-	-	-	-	-	-	-	-	-	-	-	-	
	Alkalinity (Bicarbonate as CaCO3)	mg/L	2					1500	1500	1480	-	1720	2150	1090	1410	1870	1560	599	582	565	1270
	Alkalinity (Bicarbonate) as HCO3	mg/L	2					-	-	1810	1330	-	2630	1330	-	-	1910	731	710	-	1550
	Alkalinity (total) as CaCO3	mg/L	2					-	1500	-	1090	1720	2150	-	1410	1870	1560	599	582	565	1270
	Ammoniacal Nitrogen as N	mg/L	0.01							0.021 <sup>#3</sup>	0.6 <sup>#19</sup>	-	-	-	-	-	-	-	-	-	
	Ammoniacal Nitrogen as N (Filtered)	mg/L	0.01					62	60.9 - 62	62.6	54.1	52.1	48.6	54.1	24.3	33	28.3	10	9.87	9.44	19.5
	Ammoniacal Nitrogen as NH3 (Filtered)	mg/L	0.01					-	-	-	-	-	-	-	-	-	-	-	-	-	
	Bromide	mg/L	0.008					-	-	-	-	-	-	-	-	-	-	-	-	-	
	Bromide (Filtered)	mg/L	0.008					11.5	11.2 - 11.5	11.1	7.91	22	31.7	7.91	19.7	32.5	22.1	27.3	27.2	25.9	28.4
	Calcium	mg/L	1					-	-	-	-	-	-	-	-	-	-	-	-	-	
	Calcium (Filtered)	mg/L	0.2					387	376 - 387	395	223	230	393	223	296	426	375	743	710	708	732
	Chloride	mg/L	1		250 <sup>#1</sup>		250 <sup>#3</sup>	-	-	-	-	-	-	-	-	-	-	-	-	-	
	Chloride (Filtered)	mg/L	1		250 <sup>#1</sup>		250 <sup>#3</sup>	2160	2160 - 2190	2200	1660	5980	8860	1660	5690	7370	6080	4820	4800	4640	5840
	Cyanide (Free)	µg/L	20		50 <sup>#1</sup>	1 <sup>#3</sup>	1 <sup>#2</sup>	-	-	-	-	-	-	-	-	-	-	-	-	-	
	Cyanide (Free) (Filtered)	µg/L	2.5		50 <sup>#1</sup>	1 <sup>#3</sup>	1 <sup>#2</sup>	<2.5	<2.5	<2.5	<2.5	<2.5	<2.5	<2.5	<2.5	<2.5	<2.5	<2.5	<2.5	<2.5	<2.5
	Cyanide Total	µg/L	20		50 <sup>#1</sup>	1 <sup>#3</sup>	1 <sup>#2</sup>	-	-	-	-	-	-	-	-	-	-	-	-	-	
	Cyanide Total (Filtered)	µg/L	5		50 <sup>#1</sup>	1 <sup>#3</sup>	1 <sup>#2</sup>	<5	<5	<5	40.8	34.4	<5	40.8	<5	<5	<5	<5	<5	<5	<5
	cyanides-complex (Filtered)	µg/L	5		50 <sup>#1</sup>	1 <sup>#3</sup>	1 <sup>#2</sup>	<5	<5	<5	39.4	33.6	<5	39.4	<5	<5	<5	<5	<5	<5	<5
	Fluoride	µg/L	100		1500 <sup>#1</sup>	5000 <sup>#8</sup>	1000 <sup>#15</sup>	-	-	-	-	-	-	-	-	-	-	-	-	-	
	Fluoride (Filtered)	µg/L	500		1500 <sup>#1</sup>	5000 <sup>#8</sup>	1000 <sup>#15</sup>	<500	<500	<500	<500	<500	<500	<500	<500	<500	<500	<500	<500	<500	<500
	Iodide	mg/L						<0.1	<0.1	<0.1	<0.1	<0.1	<0.1	<0.1	<0.1	<0.1	<0.1	<0.1	<0.1	<0.1	<50
	Iodide (Filtered)	mg/L	0.1					-	-	-	-	-	-	-	-	-	-	-	-	-	
	Magnesium	mg/L	1					-	-	-	-	-	-	-	-	-	-	-	-	-	
	Magnesium (Filtered)	mg/L	0.036					299	290 - 299	303	120	105	628	120	351	578	431	224	222	227	321
	Nitrate (as N) (Filtered)	mg/L	0.2					-	-	-	-	-	-	-	-	-	-	-	-	-	
	Nitrate (as NO3-) (Filtered)	mg/L	0.3			50(NO3) <sup>#21</sup>		-	-	<0.3	<0.3	-	<0.3	<0.3	<0.3	-	<0.3	<0.3	<0.3	-	<0.3
	Phosphate (as P) (Filtered)	µg/L	10					-	-	-	-	-	-	-	-	-	-	-	-	-	

				Location	BH2374	BH2374	BH2374	BH2384	BH2384	BH2384	BH2385	BH2385	BH2385	BH2385	BH2385	BH2392A	BH2392A	BH2392A	BH2392A		
				Sampled Date	24/07/2020	24/07/2020	20/08/2020	01/07/2020	23/07/2020	20/08/2020	01/07/2020	01/07/2020	28/07/2020	20/08/2020	01/07/2020	01/07/2020	23/07/2020	25/08/2020			
				Time																	
				Sample Depth Avg	5.7	5.7	0	27	8.47	8.75	27	43	7.04	7.07	9	9	4.6	4.64			
				Arcadis GAC - Human Health - Residential	UK Drinking Water Standards	UK Estuaries and coastal waters EQS	UK Freshwater EQS														
Chem_Group	Analyte	Units	MDL																		
	Phosphorus	µg/L	20					945	945 - 947	1000	254	548	6590	254	3640	5640	3000	1390	1420	1360	2130
	Phosphorus (Filtered)	µg/L	10					810	807 - 810	245	210	367	6710	210	2640	5470	3130	1340	1260	1210	2010
	Potassium (Filtered)	mg/L	0.2					134	134 - 135	141	63.3	62.2	142	63.3	90.6	127	113	214	212	222	219
	Sodium	mg/L	1		200 <sup>#1</sup>			-	-	-	-	-	-	-	-	-	-	-	-	-	-
	Sodium (Filtered)	mg/L	0.076		200 <sup>#1</sup>			1220	1190 - 1220	1230	934	775	4890	934	3330	4480	3300	2360	2250	2310	3170
	Sulphate	mg/L	3		250(SO4) <sup>#22</sup>		400 <sup>#4</sup>	-	-	-	-	-	-	-	-	-	-	-	-	-	-
	Sulphate (Filtered)	mg/L	2		250(SO4) <sup>#22</sup>		400 <sup>#4</sup>	344	331 - 344	361	14.9	12.9	<2	14.9	6.4	<2	7.3	1940	1970	1870	1230
PAH	Coronene	µg/L	50					-	-	-	-	-	-	-	-	-	-	-	-	-	-
	Naphthalene	µg/L	0.01	3900		2 <sup>#3</sup>	2 <sup>#3</sup>	<0.02	<0.01	<0.02	<1 - 0.663	<1 - 0.372	<1 - 0.159	<1 - 0.663	<1 - 0.0345	<1 - 0.0389	<1 - 0.0292	<1 - 0.0573	<1 - 0.0801	<1 - 0.0738	<1 - 0.0479
	Acenaphthene	µg/L	0.005	>SOL <sup>#23</sup>			No UK EQS	<0.01	<0.005	<0.01	<4 - 0.118	<4 - 0.0291	<4 - 0.0233	<4 - 0.118	<4 - 0.00631	<4 - 0.0106	<0.01	<0.005	<1 - 0.0055	<0.005	<0.01
	Acenaphthylene	µg/L	0.005	>SOL <sup>#23</sup>			No UK EQS	<0.01	<0.005	<0.01	<0.01	<0.01	<0.005	<0.01	<0.005	<0.005	<0.01	<0.005	<0.005	<0.005	<0.01
	Fluoranthene	µg/L	0.005	>SOL <sup>#23</sup>		0.0063 <sup>#3</sup>	0.0063 <sup>#3</sup>	<0.01	<0.01 - 0.039	<0.01	<0.01	<0.01	<4 - 0.0287	<0.01	<0.005	<4 - 0.00636	<0.01	<0.005	<0.005	<0.005	<0.01
	Anthracene	µg/L	0.005	>SOL <sup>#23</sup>		0.1 <sup>#3</sup>	0.1 <sup>#3</sup>	<0.01	<0.005	<0.01	<0.01	<0.01	<4 - 0.00972	<0.01	<0.005	<4 - 0.0205	<0.01	<0.005	<0.005	<0.005	<0.01
	Phenanthrene	µg/L	0.005	>SOL <sup>#23</sup>			No UK EQS	<0.01	<0.005	<0.01	<0.01	<0.01	<4 - 0.0467	<0.01	<0.005	<4 - 0.0056	<0.01	<0.005	<0.005	<0.005	<0.01
	Fluorene	µg/L	0.005	>SOL <sup>#23</sup>			No UK EQS	<0.01	<0.005	<0.01	<4 - 0.0347	<0.01	<4 - 0.0192	<4 - 0.0347	<0.005	<4 - 0.00512	<0.01	<0.005	<0.005	<0.005	<0.01
	Chrysene	µg/L	0.005	>SOL <sup>#23</sup>			No UK EQS	<0.01	<0.005	<0.01	<0.01	<0.01	<0.005	<0.01	<0.005	<0.005	<0.01	<0.005	<0.005	<0.005	<0.01
	Pyrene	µg/L	0.005	>SOL <sup>#23</sup>			No UK EQS	<0.01	<0.01 - 0.025	<0.01	<0.01	<0.01	<4 - 0.0236	<0.01	<0.005	<4 - 0.00638	<0.01	<0.005	<0.005	<0.005	<0.01
	Benzo(a)anthracene	µg/L	0.005	>SOL <sup>#23</sup>			No UK EQS	<0.01	<0.005	<0.01	<0.01	<0.01	<0.005	<0.01	<0.005	<0.005	<0.01	<0.005	<0.005	<0.005	<0.01
	Benzo(b)fluoranthene	µg/L	0.005	>SOL <sup>#23</sup>	0.025 <sup>#24</sup>	See BaP <sup>#25</sup>	See BaP <sup>#25</sup>	<0.01	<0.005	<0.01	<0.01	<0.01	<0.005	<0.01	<0.005	<0.005	<0.01	<0.005	<0.005	<0.005	<0.01
	Benzo(k)fluoranthene	µg/L	0.005	>SOL <sup>#23</sup>	0.025 <sup>#24</sup>	See BaP <sup>#25</sup>	See BaP <sup>#25</sup>	<0.01	<0.005	<0.01	<0.01	<0.01	<0.005	<0.01	<0.005	<0.005	<0.01	<0.005	<0.005	<0.005	<0.01
	Benzo(a)pyrene	µg/L	0.002	>SOL <sup>#23</sup>	0.01 <sup>#1</sup>	0.00017 <sup>#25</sup>	0.00017 <sup>#25</sup>	<0.004	<0.002	<0.004	<0.004	<0.004	<0.002	<0.004	<0.002	<0.002	<0.002	<0.004	<0.002	<0.002	<0.004
	Dibenz(a,h)anthracene	µg/L	0.005	>SOL <sup>#23</sup>			No UK EQS	<0.01	<0.005	<0.01	<0.01	<0.01	<0.005	<0.01	<0.005	<0.005	<0.01	<0.005	<0.005	<0.005	<0.01
	Benzo(g,h,i)perylene	µg/L	0.005	>SOL <sup>#23</sup>	0.025 <sup>#24</sup>	See BaP <sup>#25</sup>	See BaP <sup>#25</sup>	<0.01	<0.005	<0.01	<0.01	<0.01	<0.005	<0.01	<0.005	<0.005	<0.01	<0.005	<0.005	<0.005	<0.01
	Indeno(1,2,3-c,d)pyrene	µg/L	0.005	>SOL <sup>#23</sup>	0.025 <sup>#24</sup>	See BaP <sup>#25</sup>	See BaP <sup>#25</sup>	<0.01	<0.005	<0.01	<0.01	<0.01	<0.005	<0.01	<0.005	<0.005	<0.01	<0.005	<0.005	<0.005	<0.01
	PAH 16 Total	µg/L	0.082					<0.164	<0.082	<0.164	0.816	0.401	0.31	0.816	<0.082	0.0936	<0.164	<0.082	0.0856	<0.082	<0.164
TPH CWG	>C5-C6 Aliphatics	µg/L	10	>SOL <sup>#23</sup>	See TPH	See TPH	See TPH	<10	<10	<10	<10	<10	<10	<10	<10	<10	<10	<10	<10	<10	<10
	>C6-C7 Aliphatics	µg/L	100					-	-	-	-	-	-	-	-	-	-	-	-	-	-
	>C6-C8 Aliphatics	µg/L	10	>SOL <sup>#23</sup>	See TPH	See TPH	See TPH	<10	<10	<10	19	<10	<10	19	<10	<10	<10	<10	<10	<10	<10
	>C7-C8 Aliphatics	µg/L	100					-	-	-	-	-	-	-	-	-	-	-	-	-	-
	>C8-C10 Aliphatics	µg/L	10	>SOL <sup>#23</sup>	See TPH	See TPH	See TPH	<10	<10	<10	<10	<10	<10	<10	<10	<10	<10	<10	<10	<10	<10

				Location	BH2374	BH2374	BH2374	BH2384	BH2384	BH2384	BH2384	BH2385	BH2385	BH2385	BH2385	BH2385	BH2392A	BH2392A	BH2392A	BH2392A	
				Sampled Date	24/07/2020	24/07/2020	20/08/2020	01/07/2020	23/07/2020	20/08/2020	20/08/2020	01/07/2020	01/07/2020	28/07/2020	20/08/2020	01/07/2020	01/07/2020	23/07/2020	25/08/2020		
				Sample Time																	
				Sample Depth Avg	5.7	5.7	0	27	8.47	8.75	27	43	7.04	7.07	9	9	4.6	4.64			
				Arcadis GAC - Human Health - Residential	UK Drinking Water Standards	UK Estuaries and coastal waters EQS	UK Freshwater EQS														
Chem_Group	Analyte	Units	MDL	>SOL <sup>#23</sup>	See TPH	See TPH	See TPH	<10	<10	<10	<10	<10	<10	<10	<10	<10	<10	<10	<10	<10	
	>C10-C12 Aliphatics	µg/L	10	>SOL <sup>#23</sup>	See TPH	See TPH	See TPH	<10	<10	<10	<10	<10	<10	<10	<10	<10	<10	<10	<10	<10	
	>C12-C16 Aliphatics	µg/L	10	>SOL <sup>#23</sup>	See TPH	See TPH	See TPH	<20	<10	<20	<20	<20	<10	<20	<10	<10	<20	<10	<10	<10	<20
	>C16-C21 Aliphatics	µg/L	10	NR <sup>#26</sup>	See TPH	See TPH	See TPH	<20	<10	<20	<20	<20	<10	<20	<10	<10	<20	<10	<10	<10	<20
	>C21-C35 Aliphatics	µg/L	10	NR <sup>#26</sup>	See TPH	See TPH	See TPH	<20	<10	<20	<20	<20	<10	<20	<10	<10	<20	<10	<10	<10	<20
	>C16-C35 Aliphatics	µg/L	10	NR <sup>#26</sup>				<20	<10	<20	<20	<20	<10	<20	<10	<10	<20	<10	<10	<10	<20
	>C8-C40 Aliphatics	µg/L	10					-	-	-	-	-	-	-	-	-	-	-	-	-	-
	Total Aliphatics >C12-C35	µg/L	10					<20	<10	<20	<20	<20	<10	<20	<10	<10	<20	<10	<10	<10	<20
	>EC5-EC7 Aromatics	µg/L	5	910	See TPH	See TPH	See TPH	-	-	-	-	-	-	-	-	-	-	-	-	-	-
	>EC6-EC7 Aromatics	µg/L	10					<10	<10	<10	<10	<10	<10	<10	<10	<10	<10	<10	<10	<10	<10
	>EC7-EC8 Aromatics	µg/L	5	>SOL <sup>#23</sup>	See TPH	See TPH	See TPH	<10	<10	<10	<10	<10	<10	<10	<10	<10	<10	<10	<10	<10	<10
	>EC8-EC10 Aromatics	µg/L	10	8900	See TPH	See TPH	See TPH	<10	<10	<10	<10	<10	<10	<10	<10	<10	<10	<10	<10	<10	<10
	>EC10-EC12 Aromatics	µg/L	10	8000	See TPH	See TPH	See TPH	<10	<10	<10	<10	<10	<10	<10	<10	<10	<10	<10	<10	<10	<10
	>EC8-EC40 Aromatics	µg/L	10					-	-	-	-	-	-	-	-	-	-	-	-	-	-
	>EC12-EC16 Aromatics	µg/L	10	>SOL <sup>#23</sup>	See TPH	See TPH	See TPH	<20	<10	<20	<20	<20	<10	<20	<10	<10	<20	<10	<10	<10	<20
	>EC16-EC21 Aromatics	µg/L	10	NR <sup>#26</sup>	See TPH	See TPH	See TPH	<20	<10	<20	<20	<20	<10	<20	<10	<10	<20	<10	<10	<10	<20
	>EC21-EC35 Aromatics	µg/L	10	NR <sup>#26</sup>	See TPH	See TPH	See TPH	<20	<10	<20	<20	<20	<10	<20	<10	<10	<20	<10	<10	<10	<20
	Total Aromatics >EC12-EC35	µg/L	10					<20	<10	<20	<20	<20	<10	<20	<10	<10	<20	<10	<10	<10	<20
	TPH >C5-C35 Aliphatics/Aromatics	µg/L	10	na <sup>#27</sup>	10 <sup>#28</sup>	150 <sup>#29</sup>	150 <sup>#29</sup>	<20	<10	<10	42	<10	<10	42	<10	<10	13	<10	<10	<10	<10
TPH	>C5-C6	µg/L	100					-	-	-	-	-	-	-	-	-	-	-	-	-	-
	>C6-C7	µg/L	100					-	-	-	-	-	-	-	-	-	-	-	-	-	-
	>C7-C8	µg/L	100					-	-	-	-	-	-	-	-	-	-	-	-	-	-
	>C8-C10	µg/L	100					-	-	-	-	-	-	-	-	-	-	-	-	-	-
	GRO	µg/L	100					-	-	-	-	-	-	-	-	-	-	-	-	-	-
	GRO >C5-12	µg/L	50					<50	<50	<50	55	<50	<50	55	<50	<50	<50	<50	<50	<50	<50
BTEX and MTBE	Benzene	µg/L	1	910	1 <sup>#1</sup>	8 <sup>#3</sup>	10 <sup>#3</sup>	<1	<1	<1	<1	<1	<1	<1	<1	<1	<1	<1	<1	<1	<1
	Toluene	µg/L	1	>SOL <sup>#23</sup>	700 <sup>#30</sup>	74 <sup>#3</sup>	74 <sup>#3</sup>	<1	<1	<1	<1	<1	<1	<1	<1	<1	<1	<1	<1	<1	<1
	Ethylbenzene	µg/L	1	55000	300 <sup>#30</sup>	20 <sup>#31</sup>	20 <sup>#31</sup>	<1	<1	<1	<1	<1	<1	<1	<1	<1	<1	<1	<1	<1	<1
	Xylene (m & p)	µg/L	1	22500	250 <sup>#33</sup>	15 <sup>#34</sup>	15 <sup>#34</sup>	<1	<1	<1	<1	<1	<1	<1	<1	<1	<1	<1	<1	<1	<1
	Xylene (o)	µg/L	1	22500	250 <sup>#33</sup>	15 <sup>#34</sup>	15 <sup>#34</sup>	<1	<1	<1	<1	<1	<1	<1	<1	<1	<1	<1	<1	<1	<1
	Xylene Total	µg/L	2	45000	500 <sup>#30</sup>	30 <sup>#4</sup>	30 <sup>#4</sup>	<2	<2	<2	<2	<2	<2	<2	<2	<2	<2	<2	<2	<2	<2

				Location	BH2374	BH2374	BH2374	BH2384	BH2384	BH2384	BH2384	BH2385	BH2385	BH2385	BH2385	BH2385	BH2392A	BH2392A	BH2392A	BH2392A
				Sampled_Date	24/07/2020	24/07/2020	20/08/2020	01/07/2020	23/07/2020	20/08/2020	01/07/2020	01/07/2020	28/07/2020	20/08/2020	01/07/2020	01/07/2020	23/07/2020	25/08/2020		
				Sample_Depth	5.7	5.7	0	27	8.47	8.75	27	43	7.04	7.07	9	9	4.6	4.64		
				Avg																
Chem_Group	Analyte	Units	MDL	Arcadis GAC - Human Health - Residential	UK Drinking Water Standards	UK Estuaries and coastal waters EQS	UK Freshwater EQS													
	MTBE	µg/L	1	390000	15 <sup>#35</sup>	15 <sup>#35</sup>	15 <sup>#36</sup>	<1	<1	<1	<1	<1	<1	<1	<1	<1	<1	<1	<1	<1
	Total BTEX	µg/L	28					<28	<28	<28	<28	<28	<28	<28	<28	<28	<28	<28	<28	<28
VOC	Styrene	µg/L	1			50 <sup>#4</sup>	50 <sup>#4</sup>	<1	<1	<1	<1	<1	<1	<1	<1	<1	<1	<1	<1	<1
	cis-1,3-dichloropropene	µg/L	1					<1	<1	<1	<1	<1	<1	<1	<1	<1	<1	<1	<1	<1
	trans-1,3-dichloropropene	µg/L	1					<1	<1	<1	<1	<1	<1	<1	<1	<1	<1	<1	<1	<1
	1,1,1,2-tetrachloroethane	µg/L	1				70 <sup>#37</sup>	<1	<1	<1	<1	<1	<1	<1	<1	<1	<1	<1	<1	<1
	1,1,1-trichloroethane	µg/L	1	270000	2000 <sup>#38</sup>	100 <sup>#4</sup>	100 <sup>#4</sup>	<1	<1	<1	<1	<1	<1	<1	<1	<1	<1	<1	<1	<1
	1,1,2,2-tetrachloroethane	µg/L	1				70 <sup>#37</sup>	<1	<1	<1	<1	<1	<1	<1	<1	<1	<1	<1	<1	<1
	1,1,2-trichloroethane	µg/L	1			300 <sup>#4</sup>	400 <sup>#4</sup>	<1	<1	<1	<1	<1	<1	<1	<1	<1	<1	<1	<1	<1
	1,1-dichloroethane	µg/L	1	30000	2.8 <sup>#39</sup>			<1	<1	<1	<1	<1	<1	<1	<1	<1	<1	<1	<1	<1
	1,1-dichloroethene	µg/L	1	14000	140 <sup>#40</sup>			<1	<1	<1	<1	<1	<1	<1	<1	<1	<1	<1	<1	<1
	1,1-dichloropropene	µg/L	1					<1	<1	<1	<1	<1	<1	<1	<1	<1	<1	<1	<1	<1
	1,2,3-trichloropropane	µg/L	1					<1	<1	<1	<1	<1	<1	<1	<1	<1	<1	<1	<1	<1
	1,2,4-trimethylbenzene	µg/L	1					<1	<1	<1	<1	<1	<1	<1	<1	<1	<1	<1	<1	<1
	1,2-dibromo-3-chloropropane	µg/L	1					<1	<1	<1	<1	<1	<1	<1	<1	<1	<1	<1	<1	<1
	1,2-dibromoethane	µg/L	1					<1	<1	<1	<1	<1	<1	<1	<1	<1	<1	<1	<1	<1
	1,2-dichloroethane	µg/L	1	63	3 <sup>#1</sup>	10 <sup>#3</sup>	10 <sup>#3</sup>	<1	<1	<1	<1	<1	<1	<1	<1	<1	<1	<1	<1	<1
	1,2-dichloropropane	µg/L	1					<1	<1	<1	<1	<1	<1	<1	<1	<1	<1	<1	<1	<1
	1,3,5-trimethylbenzene	µg/L	1					<1	<1	<1	<1	<1	<1	<1	<1	<1	<1	<1	<1	<1
	1,3-dichloropropane	µg/L	1					<1	<1	<1	<1	<1	<1	<1	<1	<1	<1	<1	<1	<1
	2,2-dichloropropane	µg/L	1					<1	<1	<1	<1	<1	<1	<1	<1	<1	<1	<1	<1	<1
	2-chlorotoluene	µg/L	1					<1	<1	<1	<1	<1	<1	<1	<1	<1	<1	<1	<1	<1
	4-chlorotoluene	µg/L	1					<1	<1	<1	<1	<1	<1	<1	<1	<1	<1	<1	<1	<1
	Bromobenzene	µg/L	1					<1	<1	<1	<1	<1	<1	<1	<1	<1	<1	<1	<1	<1
	Bromochloromethane	µg/L	1					<1	<1	<1	<1	<1	<1	<1	<1	<1	<1	<1	<1	<1
	Bromodichloromethane	µg/L	1		25 <sup>#41</sup>			<1	<1	<1	<1	<1	<1	<1	<1	<1	<1	<1	<1	<1
	Bromoform	µg/L	1		25 <sup>#41</sup>			<1	<1	<1	<1	<1	<1	<1	<1	<1	<1	<1	<1	<1
	Bromomethane	µg/L	1					<1	<1	<1	<1	<1	<1	<1	<1	<1	<1	<1	<1	<1
	Carbon disulfide	µg/L	1					<1	<1	<1	<1	<1	<1	<1	<1	<1	<1	<1	<1	<1
	Carbon tetrachloride	µg/L	1		3 <sup>#1</sup>	12 <sup>#3</sup>	12 <sup>#3</sup>	<1	<1	<1	<1	<1	<1	<1	<1	<1	<1	<1	<1	<1

				Location	BH2374	BH2374	BH2374	BH2384	BH2384	BH2384	BH2385	BH2385	BH2385	BH2385	BH2385	BH2392A	BH2392A	BH2392A	BH2392A
				Sampled Date	24/07/2020	24/07/2020	20/08/2020	01/07/2020	23/07/2020	20/08/2020	01/07/2020	01/07/2020	28/07/2020	20/08/2020	01/07/2020	01/07/2020	23/07/2020	25/08/2020	
				Sample Time															
				Sample Depth Avg	5.7	5.7	0	27	8.47	8.75	27	43	7.04	7.07	9	9	4.6	4.64	
				Arcadis GAC - Human Health - Residential	UK Drinking Water Standards	UK Estuaries and coastal waters EQS	UK Freshwater EQS												
Chem_Group	Analyte	Units	MDL																
	Chlorodibromomethane	µg/L	1		25 <sup>#41</sup>			<1	<1	<1	<1	<1	<1	<1	<1	<1	<1	<1	<1
	Chloroethane	µg/L	1					<1	<1	<1	<1	<1	<1	<1	<1	<1	<1	<1	<1
	Chloroform	µg/L	1	15000	25 <sup>#41</sup>	2.5 <sup>#3</sup>	2.5 <sup>#3</sup>	<1	<1	<1	<1	<1	<1	<1	<1	<1	<1	<1	<1
	Chloromethane	µg/L	1					<1	<1	<1	<1	<1	<1	<1	<1	<1	<1	<1	<1
	cis-1,2-dichloroethene	µg/L	1	2200	25 <sup>#42</sup>			<1	<1	<1	<1	<1	<1	<1	<1	<1	<1	<1	<1
	Dibromomethane	µg/L	1					<1	<1	<1	<1	<1	<1	<1	<1	<1	<1	<1	<1
	Dichlorodifluoromethane	µg/L	1					<1	<1	<1	<1	<1	<1	<1	<1	<1	<1	<1	<1
	Dichloromethane	µg/L	3			20 <sup>#3</sup>	20 <sup>#3</sup>	<3	<3	<3	<3	<3	<3	<3	<3	<3	<3	<3	<3
	Isopropylbenzene	µg/L	1					<1	<1	<1	<1	<1	<1	<1	<1	<1	<1	<1	<1
	n-butylbenzene	µg/L	1					<1	<1	<1	<1	<1	<1	<1	<1	<1	<1	<1	<1
	n-propylbenzene	µg/L	1					<1	<1	<1	<1	<1	<1	<1	<1	<1	<1	<1	<1
	p-isopropyltoluene	µg/L	1					<1	<1	<1	<1	<1	<1	<1	<1	<1	<1	<1	<1
	sec-butylbenzene	µg/L	1					<1	<1	<1	<1	<1	<1	<1	<1	<1	<1	<1	<1
	Trichloroethene	µg/L	1	260	5 <sup>#43</sup>	10 <sup>#3</sup>	10 <sup>#3</sup>	<1	<1	<1	<1	<1	<1	<1	<1	<1	<1	<1	<1
	tert-butylbenzene	µg/L	1					<1	<1	<1	<1	<1	<1	<1	<1	<1	<1	<1	<1
	Tetrachloroethene	µg/L	1	2700	5 <sup>#43</sup>	10 <sup>#3</sup>	10 <sup>#3</sup>	<1	<1	<1	<1	<1	<1	<1	<1	<1	<1	<1	<1
	trans-1,2-dichloroethene	µg/L	1	7100	25 <sup>#42</sup>			<1	<1	<1	<1	<1	<1	<1	<1	<1	<1	<1	<1
	Trichlorofluoromethane	µg/L	1					<1	<1	<1	<1	<1	<1	<1	<1	<1	<1	<1	<1
	Vinyl chloride	µg/L	1	97	0.5 <sup>#1</sup>			<1	<1	<1	<1	<1	<1	<1	<1	<1	<1	<1	<1
	tert-Amyl methyl ether	µg/L	1					<1	<1	<1	<1	<1	<1	<1	<1	<1	<1	<1	<1
VOC/SVOC	1,2,3-trichlorobenzene	µg/L	0.01			0.13 <sup>#44</sup>	0.13 <sup>#44</sup>	<1	<1	<1	<1	<1	<1	<1	<1	<1	<1	<1	<1
	1,2,4-trichlorobenzene	µg/L	0.01			0.13 <sup>#44</sup>	0.13 <sup>#44</sup>	<1	<1	<1	<1	<1	<1	<1	<1	<1	<1	<1	<1
	1,2-dichlorobenzene	µg/L	1			6.7 <sup>#45</sup>	6.7 <sup>#45</sup>	<1	<1	<1	<1	<1	<1	<1	<1	<1	<1	<1	<1
	1,3,5-Trichlorobenzene	µg/L	0.01			0.13 <sup>#44</sup>	0.13 <sup>#44</sup>	<1	<1	<1	<1	<1	<1	<1	<1	<1	<1	<1	<1
	1,3-dichlorobenzene	µg/L	1			6.7 <sup>#45</sup>	6.7 <sup>#45</sup>	<1	<1	<1	<1	<1	<1	<1	<1	<1	<1	<1	<1
	1,4-dichlorobenzene	µg/L	1			6.7 <sup>#45</sup>	6.7 <sup>#45</sup>	<1	<1	<1	<1	<1	<1	<1	<1	<1	<1	<1	<1
	Chlorobenzene	µg/L	1	2400	100 <sup>#46</sup>			<1	<1	<1	<1	<1	<1	<1	<2	<1	<1	<1	<1
	Hexachlorobutadiene	µg/L	0.01			0.6(MAC) <sup>#13</sup>	0.6(MAC) <sup>#13</sup>	<1	<1	<1	<1	<1	<1	<1	<1	<1	<1	<1	<1
SVOC	Benzyl alcohol	µg/L	5					-	-	-	-	-	-	-	-	-	-	-	-
	Diphenyl ether	mg/L	0.002					-	-	-	-	-	-	-	-	-	-	-	-

				Location	BH2374	BH2374	BH2374	BH2384	BH2384	BH2384	BH2384	BH2385	BH2385	BH2385	BH2385	BH2385	BH2392A	BH2392A	BH2392A	BH2392A
				Sampled_Date	24/07/2020	24/07/2020	20/08/2020	01/07/2020	23/07/2020	20/08/2020	20/08/2020	01/07/2020	01/07/2020	28/07/2020	20/08/2020	01/07/2020	01/07/2020	23/07/2020	25/08/2020	
				Sample_Depth	5.7	5.7	0	27	8.47	8.75	27	43	7.04	7.07	9	9	4.6	4.64		
				Avg																
Chem_Group	Analyte	Units	MDL	Arcadis GAC - Human Health - Residential	UK Drinking Water Standards	UK Estuaries and coastal waters EQS	UK Freshwater EQS													
	4-bromophenyl phenyl ether	µg/L	1					<4	<4	<4	<4	<4	<4	<4	<4	<1	<1	<1	<1	<1
	4-nitroaniline	µg/L	1					<4	<4	<4	<4	<4	<4	<4	<4	<1	<1	<1	<1	<1
	4-nitrophenol	µg/L	1					<4	<4	<4	<4	<4	<4	<4	<4	<1	<1	<1	<1	<1
	1,1-Biphenyl	µg/L	2			25	25 <sup>93</sup>	-	-	-	-	-	-	-	-	-	-	-	-	-
	1,2,3,4-tetrachlorobenzene	µg/L	0.01					-	-	-	-	-	-	-	-	-	-	-	-	-
	1-Methylnaphthalene	µg/L	2					-	-	-	-	-	-	-	-	-	-	-	-	-
	2,4,5-trichlorophenol	µg/L	1					<4	<4	<4	<4	<4	<4	<4	<4	<1	<1	<1	<1	<1
	2,4,6-trichlorophenol	µg/L	1					<4	<4	<4	<4	<4	<4	<4	<4	<1	<1	<1	<1	<1
	2,4-dichlorophenol	µg/L	1			0.42 <sup>93</sup>	4.2 <sup>93</sup>	<4	<4	<4	<4	<4	<4	<4	<4	<1	<1	<1	<1	<1
	2,4-dimethylphenol	µg/L	1					<4	<4	<4	<4	<4	<4	<4	<4	<1	<1	<1	<1	<1
	2,4-dinitrophenol	µg/L	10					-	-	-	-	-	-	-	-	-	-	-	-	-
	2,4-dinitrotoluene	µg/L	1					<4	<4	<4	<4	<4	<4	<4	<4	<1	<1	<1	<1	<1
	2,6-dinitrotoluene	µg/L	1					<4	<4	<4	<4	<4	<4	<4	<4	<1	<1	<1	<1	<1
	2-chloronaphthalene	µg/L	1					<4	<4	<4	<4	<4	<4	<4	<4	<1	<1	<1	<1	<1
	2-chlorophenol	µg/L	1			50 <sup>94</sup>	50 <sup>94</sup>	<4	<4	<4	<4	<4	<4	<4	<4	<1	<1	<1	<1	<1
	2-methylnaphthalene	µg/L	1					<4	<4	<4	<4	<4	<4	<4	<4	<1	<1	<1	<1	<1
	2-methylphenol	µg/L	1					<4	<4	<4	<4	<4	<4	<4	<4	<1	<1	<1	<1	<1
	2-nitroaniline	µg/L	1					<4	<4	<4	<4	<4	<4	<4	<4	<1	<1	<1	<1	<1
	2-nitrophenol	µg/L	1					<4	<4	<4	<4	<4	<4	<4	<4	<1	<1	<1	<1	<1
	3-nitroaniline	µg/L	1					<4	<4	<4	<4	<4	<4	<4	<4	<1	<1	<1	<1	<1
	4,6-Dinitro-2-methylphenol	µg/L	50					-	-	-	-	-	-	-	-	-	-	-	-	-
	4-chloro-3-methylphenol	µg/L	1			40 <sup>94</sup>	40 <sup>94</sup>	<4	<4	<4	<4	<4	<4	<4	<4	<1	<1	<1	<1	<1
	4-chloroaniline	µg/L	1					<4	<4	<4	<4	<4	<4	<4	<4	<1	<1	<1	<1	<1
	4-chlorophenol	µg/L	20			50 <sup>94</sup>	50 <sup>94</sup>	-	-	-	-	-	-	-	-	-	-	-	-	-
	4-chlorophenyl phenyl ether	µg/L	1					<4	<4	<4	<4	<4	<4	<4	<4	<1	<1	<1	<1	<1
	4-methylphenol	µg/L	1					<4	<4	<4	<4	<4	<4	<4	<4	<1	<1	<1	<1	<1
	Azobenzene	µg/L	1					<4	<4	<4	<4	<4	<4	<4	<4	<1	<1	<1	<1	<1
	Benzoic Acid	µg/L	100					-	-	-	-	-	-	-	-	-	-	-	-	-
	Bis(2-chloroethoxy) methane	µg/L	1					<4	<4	<4	<4	<4	<4	<4	<4	<1	<1	<1	<1	<1
	Bis(2-chloroethyl)ether	µg/L	1					<4	<4	<4	<4	<4	<4	<4	<4	<1	<1	<1	<1	<1

				Location	BH2374	BH2374	BH2374	BH2384	BH2384	BH2384	BH2385	BH2385	BH2385	BH2385	BH2385	BH2392A	BH2392A	BH2392A	BH2392A
				Sampled_Date	24/07/2020	24/07/2020	20/08/2020	01/07/2020	23/07/2020	20/08/2020	01/07/2020	01/07/2020	28/07/2020	20/08/2020	01/07/2020	01/07/2020	23/07/2020	25/08/2020	
				Sample_Time															
				Sample_Depth	5.7	5.7	0	27	8.47	8.75	27	43	7.04	7.07	9	9	4.6	4.64	
				Avg															
				Arcadis GAC - Human Health - Residential	UK Drinking Water Standards	UK Estuaries and coastal waters EQS	UK Freshwater EQS												
Chem_Group	Analyte	Units	MDL																
	Bis(2-chloroisopropyl) ether	µg/L	5					-	-	-	-	-	-	-	-	-	-	-	-
	Bis(2-ethylhexyl) phthalate	µg/L	2			1.3 <sup>#3</sup>	1.3 <sup>#3</sup>	<8	<8	<8	<8	<8	<8	<8	<8	<2	<2	<2	<2
	Butyl benzyl phthalate	µg/L	1			0.75 <sup>#3</sup>	7.5 <sup>#3</sup>	<4	<4	<4	<4	<4	<4	<4	<4	<1	<1	<1	<1
	Carbazole	µg/L	1					<4	<4	<4	<4	<4	<4	<4	<4	<1	<1	<1	<1
	Dibenzofuran	µg/L	1					<4	<4	<4	<4	<4	<4	<4	<4	<1	<1	<1	<1
	Diethylphthalate	µg/L	1			200 <sup>#4</sup>	200 <sup>#4</sup>	<4	<4	<4	<4	<4	<4	<4	1.26	<1	<1	<1	<1
	Dimethyl phthalate	µg/L	1			800 <sup>#4</sup>	800 <sup>#4</sup>	<4	<4	<4	<4	<4	<4	<4	<4	<1	<1	<1	<1
	Di-n-butyl phthalate	µg/L	1			8 <sup>#4</sup>	8 <sup>#4</sup>	<4	<4	<4	<4	<4	<4	<4	<4	<1	<1	<1	<1
	Di-n-octyl phthalate	µg/L	2			20 <sup>#4</sup>	20 <sup>#4</sup>	<20	<20	<20	<20	<20	<20	<20	<20	<5	<5	<5	<5
	Hexachlorobenzene	µg/L	0.01			0.05(MAC) <sup>#13</sup>	0.05(MAC) <sup>#13</sup>	<4	<4	<4	<4	<4	<4	<4	<4	<1	<1	<1	<1
	Hexachlorocyclopentadiene	µg/L	1					<4	<4	<4	<4	<4	<4	<4	<4	<1	<1	<1	<1
	Hexachloroethane	µg/L	1					<4	<4	<4	<4	<4	<4	<4	<4	<1	<1	<1	<1
	Isophorone	µg/L	1					<4	<4	<4	<4	<4	<4	<4	<4	<1	<1	<1	<1
	Nitrobenzene	µg/L	1					<4	<4	<4	<4	<4	<4	<4	<4	<1	<1	<1	<1
	N-nitrosodi-n-propylamine	µg/L	1					<4	<4	<4	<4	<4	<4	<4	<4	<1	<1	<1	<1
	n-Nitrosodiphenylamine	µg/L	5					-	-	-	-	-	-	-	-	-	-	-	-
	Pentachlorobenzene	µg/L	0.01			0.0007 <sup>#3</sup>	0.007 <sup>#3</sup>	-	-	-	-	-	-	-	-	-	-	-	-
	Pentachloronitrobenzene	µg/L	0.01					-	-	-	-	-	-	-	-	-	-	-	-
	Pentachlorophenol	µg/L	1			0.4 <sup>#3</sup>	0.4 <sup>#3</sup>	<4	<4	<4	<4	<4	<4	<4	<4	<1	<1	<1	<1
PCB	Heptachlorobiphenyl, 2,3,3,4,4,5,5- (PCB 189)	µg/L	0.01					<0.03	<0.015	<0.03	<0.03	<0.03	<0.015	<0.03	<0.015	<0.015	<0.015	<0.015	<0.03
	Hexachlorobiphenyl, 2,3,3,4,4,5- (PCB 156)	µg/L	0.01					<0.03	<0.015	<0.03	<0.03	<0.03	<0.015	<0.03	<0.015	<0.015	<0.015	<0.015	<0.03
	Hexachlorobiphenyl, 2,3,3,4,4,5- (PCB 157)	µg/L	0.01					<0.03	<0.015	<0.03	<0.03	<0.03	<0.015	<0.03	<0.015	<0.015	<0.015	<0.015	<0.03
	Hexachlorobiphenyl, 2,3,4,4,5,5- (PCB 167)	µg/L	0.01					<0.03	<0.015	<0.03	<0.03	<0.03	<0.015	<0.03	<0.015	<0.015	<0.015	<0.015	<0.03
	Hexachlorobiphenyl, 3,3,4,4,5,5- (PCB 169)	µg/L	0.01					<0.03	<0.015	<0.03	<0.03	<0.03	<0.015	<0.03	<0.015	<0.015	<0.015	<0.015	<0.03
	PCB 101	µg/L	0.01					<0.03	<0.015	<0.03	<0.03	<0.03	<0.015	<0.03	<0.015	<0.015	<0.015	<0.015	<0.03
	PCB 118	µg/L	0.01					<0.03	<0.015	<0.03	<0.03	<0.03	<0.015	<0.03	<0.015	<0.015	<0.015	<0.015	<0.03
	PCB 138	µg/L	0.01					<0.03	<0.015	<0.03	<0.03	<0.03	<0.015	<0.03	<0.015	<0.015	<0.015	<0.015	<0.03
	PCB 153	µg/L	0.01					<0.03	<0.015	<0.03	<0.03	<0.03	<0.015	<0.03	<0.015	<0.015	<0.015	<0.015	<0.03
	PCB 180	µg/L	0.01					<0.03	<0.015	<0.03	<0.03	<0.03	<0.015	<0.03	<0.015	<0.015	<0.015	<0.015	<0.03
	PCB 28	µg/L	0.01					<0.03	<0.015	<0.03	<0.03	<0.03	<0.015	<0.03	<0.015	<0.015	<0.015	<0.015	<0.03



				Location	BH2374	BH2374	BH2374	BH2384	BH2384	BH2384	BH2385	BH2385	BH2385	BH2385	BH2385	BH2392A	BH2392A	BH2392A	BH2392A		
				Sampled Date	24/07/2020	24/07/2020	20/08/2020	01/07/2020	23/07/2020	20/08/2020	01/07/2020	01/07/2020	28/07/2020	20/08/2020	01/07/2020	01/07/2020	23/07/2020	25/08/2020			
				Sample Time																	
				Sample Depth Avg	5.7	5.7	0	27	8.47	8.75	27	43	7.04	7.07	9	9	4.6	4.64			
				Arcadis GAC - Human Health - Residential	UK Drinking Water Standards	UK Estuaries and coastal waters EQS	UK Freshwater EQS														
Chem_Group	Analyte	Units	MDL																		
	PCB 52	µg/L	0.01					<0.03	<0.015	<0.03	<0.03	<0.03	<0.015	<0.03	<0.015	<0.03	<0.015	<0.015	<0.03		
	Pentachlorobiphenyl, 2,3,3,4,4,- (PCB 105)	µg/L	0.01					<0.03	<0.015	<0.03	<0.03	<0.03	<0.015	<0.03	<0.015	<0.03	<0.015	<0.015	<0.03		
	Pentachlorobiphenyl, 2,3,4,4,5- (PCB 114)	µg/L	0.01					<0.03	<0.015	<0.03	<0.03	<0.03	<0.015	<0.03	<0.015	<0.03	<0.015	<0.015	<0.03		
	Pentachlorobiphenyl, 2,3,4,4,5- (PCB 123)	µg/L	0.01					<0.03	<0.015	<0.03	<0.03	<0.03	<0.015	<0.03	<0.015	<0.03	<0.015	<0.015	<0.03		
	Pentachlorobiphenyl, 3,3,4,4,5- (PCB 126)	µg/L	0.01					<0.03	<0.015	<0.03	<0.03	<0.03	<0.015	<0.03	<0.015	<0.03	<0.015	<0.015	<0.03		
	Tetrachlorobiphenyl, 3,3,4,4- (PCB 77)	µg/L	0.01					<0.03	<0.015	<0.03	<0.03	<0.03	<0.015	<0.03	<0.015	<0.03	<0.015	<0.015	<0.03		
	Tetrachlorobiphenyl, 3,4,4,5- (PCB 81)	µg/L	0.01					<0.03	<0.015	<0.03	<0.03	<0.03	<0.015	<0.03	<0.015	<0.03	<0.015	<0.015	<0.03		
	Total PCB 7 Congeners	µg/L	0.105					<0.21	<0.105	<0.21	<0.21	<0.21	<0.105	<0.21	<0.105	<0.21	<0.105	<0.105	<0.21		
Phenolics	Xylenols (Filtered)	µg/L	0.5					<0.5	<0.5	<0.5	10.1	24.2	1.29	10.1	1.46	<0.5	<0.5	2.11	1.1	<0.5	<0.5
	3-&4-methylphenol	µg/L	20					-	-	-	-	-	-	-	-	-	-	-	-	-	-
	Trimethylphenols	µg/L	0.5					-	-	-	-	-	-	-	-	-	-	-	-	-	-
	Trimethylphenols (Filtered)	µg/L	0.5					-	-	-	-	-	-	-	-	-	-	-	-	-	-
	Cresol Total	µg/L	0.5					-	-	-	-	-	-	-	-	-	-	-	-	-	-
	Cresol Total (Filtered)	µg/L	0.5					<0.5	<0.5	<0.5	43.6	14	0.81	43.6	<0.5	<0.5	0.81	<0.5	<0.5	<0.5	<0.5
	Dimethylphenols	µg/L	0.5					-	-	-	-	-	-	-	-	-	-	-	-	-	-
	Dimethylphenols (Filtered)	µg/L	0.5					-	-	-	-	-	-	-	-	-	-	-	-	-	-
	Phenol	µg/L	0.5	1200000	5800 <sup>#39</sup>	7.7 <sup>#3</sup>	7.7 <sup>#3</sup>	<4	<4	<4	<4	<4	<4	<4	<4	<1	<1	<1	<1	<1	<1
	Phenol (Filtered)	µg/L	0.5	1200000	5800 <sup>#39</sup>	7.7 <sup>#3</sup>	7.7 <sup>#3</sup>	<0.5	<0.5	<0.5	84.4	<2.5	<0.5	84.4	<0.5	<0.5	<0.5	<0.5	<0.5	<0.5	<0.5
	Phenols Monohydric (Filtered)	µg/L	0.5					<0.5	<0.5	<0.5	138	38.2	2.1	138	1.46	<0.5	0.81	2.11	1.1	<0.5	<0.5
PFAS	Branched PFOS	µg/L	0.002					<0.002	<0.002	-	-	-	-	-	-	-	-	-	-	-	-
	Linear PFOS(Perfluoro-1-octanesulfonate)	µg/l	0.0013					0.00145	<0.0013 - 0.00145	-	-	-	-	-	-	-	-	-	-	-	-
	Perfluoro-1-butanesulfonate	µg/L	0.002					<0.002	<0.002	-	-	-	-	-	-	-	-	-	-	-	-
	Perfluoro-1-hexanesulfonate	µg/L	0.002					<0.002	<0.002	-	-	-	-	-	-	-	-	-	-	-	-
	Perfluorooctanoate (PFOA)	µg/L	0.0013			0.01 <sup>#47</sup>		0.00273	0.00265 - 0.00273	-	-	-	-	-	-	-	-	-	-	-	-
	Perfluoro-1-decanesulfonate	µg/L	0.002					<0.002	<0.002	-	-	-	-	-	-	-	-	-	-	-	-
	Perfluoro-1-heptanesulfonate	µg/L	0.002					<0.002	<0.002	-	-	-	-	-	-	-	-	-	-	-	-
	Perfluoro-n-butanoic acid	µg/L	0.004					0.0155	0.0145 - 0.0155	-	-	-	-	-	-	-	-	-	-	-	-
	Perfluoro-n-decanoic acid	µg/L	0.002					<0.002	<0.002	-	-	-	-	-	-	-	-	-	-	-	-
	Perfluoro-n-heptanoic acid	µg/L	0.002					0.00452	0.00381 - 0.00452	-	-	-	-	-	-	-	-	-	-	-	-
	Perfluoro-n-hexanoic acid	µg/L	0.002					0.019	0.0186 - 0.019	-	-	-	-	-	-	-	-	-	-	-	-

				Location	BH2374	BH2374	BH2374	BH2384	BH2384	BH2384	BH2384	BH2385	BH2385	BH2385	BH2385	BH2385	BH2392A	BH2392A	BH2392A	BH2392A	
				Sampled Date	24/07/2020	24/07/2020	20/08/2020	01/07/2020	23/07/2020	20/08/2020	01/07/2020	01/07/2020	28/07/2020	20/08/2020	01/07/2020	01/07/2020	23/07/2020	25/08/2020			
				Sample Depth	5.7	5.7	0	27	8.47	8.75	27	43	7.04	7.07	9	9	4.6	4.64			
				Avg																	
				Arcadis GAC - Human Health - Residential	UK Drinking Water Standards	UK Estuaries and coastal waters EQS	UK Freshwater EQS														
Chem_Group	Analyte	Units	MDL																		
	Perfluoro-n-pentanoic acid	µg/L	0.002					0.00228	0.00228	-	-	-	-	-	-	-	-	-	-	-	-
	Perfluoro-n-dodecanoic acid	µg/L	0.002					<0.002	<0.002	-	-	-	-	-	-	-	-	-	-	-	-
	Perfluoro-n-nonanoic acid	µg/L	0.002					<0.002	<0.002	-	-	-	-	-	-	-	-	-	-	-	-
	Perfluoro-n-undecanoic acid	µg/L	0.002					<0.002	<0.002	-	-	-	-	-	-	-	-	-	-	-	-
	Perfluorooctanesulfonamide	µg/L	0.004					<0.004	<0.004	-	-	-	-	-	-	-	-	-	-	-	-
	Total PFOS	µg/L	0.002					<0.002	<0.002	-	-	-	-	-	-	-	-	-	-	-	-
Organotins	Tributyltin	µg/L	0.001					<0.001	<0.001	<0.006	<0.006	<0.006	<0.006	<0.006	<0.001	<0.001	<0.006	<0.001	<0.001	<0.001	<0.001
Pesticides	1-(3,4-Dichlorophenyl) urea (DCPU)	µg/l						-	-	-	-	-	-	-	-	-	-	-	-	-	-
	2-(4-Chlorophenoxy)propionic acid, 4-CPP	µg/l						-	-	-	-	-	-	-	-	-	-	-	-	-	-
	2-amino-N-(isopropyl)benzamide	µg/l						-	-	-	-	-	-	-	-	-	-	-	-	-	-
	2-Chloro-2,6-diethylacetanilide	µg/l						-	-	-	-	-	-	-	-	-	-	-	-	-	-
	Acibenzolar-S-methyl	µg/l						-	-	-	-	-	-	-	-	-	-	-	-	-	-
	Aminopyralid	µg/l						-	-	-	-	-	-	-	-	-	-	-	-	-	-
	Azoxystrobin	µg/L						-	-	-	-	-	-	-	-	-	-	-	-	-	-
	BAM	µg/l						-	-	-	-	-	-	-	-	-	-	-	-	-	-
	Benalaxyl	µg/l						-	-	-	-	-	-	-	-	-	-	-	-	-	-
	Bentazone methyl	µg/l						-	-	-	-	-	-	-	-	-	-	-	-	-	-
	Bifenox	µg/L						-	-	-	-	-	-	-	-	-	-	-	-	-	-
	Bitertanol	µg/l						-	-	-	-	-	-	-	-	-	-	-	-	-	-
	Boscalid	µg/l						-	-	-	-	-	-	-	-	-	-	-	-	-	-
	Cadusafos	µg/l						-	-	-	-	-	-	-	-	-	-	-	-	-	-
	Carfentrazone-ethyl	µg/L						-	-	-	-	-	-	-	-	-	-	-	-	-	-
	Chloridazon-desphenyl	µg/l						-	-	-	-	-	-	-	-	-	-	-	-	-	-
	Chloridazon-methyl desphenyl	µg/l						-	-	-	-	-	-	-	-	-	-	-	-	-	-
	Chlorotoluron-desmethyl	µg/l						-	-	-	-	-	-	-	-	-	-	-	-	-	-
	Chlorpropham	µg/L						-	-	-	-	-	-	-	-	-	-	-	-	-	-
										10 <sup>44</sup>	10 <sup>44</sup>	-	-	-	-	-	-	-	-	-	-
	Clodinafop	µg/l						-	-	-	-	-	-	-	-	-	-	-	-	-	-
	Clomeprop	µg/l						-	-	-	-	-	-	-	-	-	-	-	-	-	-
	Crimidine	µg/l						-	-	-	-	-	-	-	-	-	-	-	-	-	-
	Cybutryme (Irgarol)	µg/l						-	-	-	-	-	-	-	-	-	-	-	-	-	-

				Location	BH2374	BH2374	BH2374	BH2384	BH2384	BH2384	BH2385	BH2385	BH2385	BH2385	BH2385	BH2392A	BH2392A	BH2392A	BH2392A
				Sampled_Date	24/07/2020	24/07/2020	20/08/2020	01/07/2020	23/07/2020	20/08/2020	01/07/2020	01/07/2020	28/07/2020	20/08/2020	01/07/2020	01/07/2020	23/07/2020	25/08/2020	
				Sample_Depth	5.7	5.7	0	27	8.47	8.75	27	43	7.04	7.07	9	9	4.6	4.64	
				Avg															
				Arcadis GAC - Human Health - Residential	UK Drinking Water Standards	UK Estuaries and coastal waters EQS	UK Freshwater EQS												
Chem_Group	Analyte	Units	MDL																
	Cyprazine	µg/l		-	-	-	-	-	-	-	-	-	-	-	-	-	-	-	-
	Cyprodinil	µg/L		-	-	-	-	-	-	-	-	-	-	-	-	-	-	-	-
	Dichlofenthion	µg/l		-	-	-	-	-	-	-	-	-	-	-	-	-	-	-	-
	Dichlormid	µg/l		-	-	-	-	-	-	-	-	-	-	-	-	-	-	-	-
	Diethofencarb	µg/l		-	-	-	-	-	-	-	-	-	-	-	-	-	-	-	-
	Difenacoum	µg/l		-	-	-	-	-	-	-	-	-	-	-	-	-	-	-	-
	Dimefuron	µg/l		-	-	-	-	-	-	-	-	-	-	-	-	-	-	-	-
	Dimethachlo	µg/l		-	-	-	-	-	-	-	-	-	-	-	-	-	-	-	-
	Dimethenamid	µg/l		-	-	-	-	-	-	-	-	-	-	-	-	-	-	-	-
	Dimethomorph	µg/l		-	-	-	-	-	-	-	-	-	-	-	-	-	-	-	-
	Dinoterb	µg/l		-	-	-	-	-	-	-	-	-	-	-	-	-	-	-	-
	Diuron desmethyl (DCPMU)	µg/l		-	-	-	-	-	-	-	-	-	-	-	-	-	-	-	-
	Epoxiconazole	µg/l		-	-	-	-	-	-	-	-	-	-	-	-	-	-	-	-
	Etrimphos	µg/L	0.01	-	-	-	-	-	-	-	-	-	-	-	-	-	-	-	-
	Fenoxaprop	µg/l		-	-	-	-	-	-	-	-	-	-	-	-	-	-	-	-
	Fenpropidin	µg/l		-	-	-	-	-	-	-	-	-	-	-	-	-	-	-	-
	Fenuron	µg/l		-	-	-	-	-	-	-	-	-	-	-	-	-	-	-	-
	Fipronil	µg/L		-	-	-	-	-	-	-	-	-	-	-	-	-	-	-	-
	Florasulam	µg/l		-	-	-	-	-	-	-	-	-	-	-	-	-	-	-	-
	Fluazifop	µg/l		-	-	-	-	-	-	-	-	-	-	-	-	-	-	-	-
	Fluazifop-P-butyl	µg/L		-	-	-	-	-	-	-	-	-	-	-	-	-	-	-	-
	Foramsulfuron	µg/l		-	-	-	-	-	-	-	-	-	-	-	-	-	-	-	-
	Furathiocarb	µg/l		-	-	-	-	-	-	-	-	-	-	-	-	-	-	-	-
	Haloxifop	µg/l		-	-	-	-	-	-	-	-	-	-	-	-	-	-	-	-
	Haloxifop-p-methyl	µg/l		-	-	-	-	-	-	-	-	-	-	-	-	-	-	-	-
	Heptachlor epoxide	µg/L	0.01	-	-	-	-	-	-	-	-	-	-	-	-	-	-	-	-
	Imazamox	µg/l		-	-	-	-	-	-	-	-	-	-	-	-	-	-	-	-
	Indoxacarb	µg/L		-	-	-	-	-	-	-	-	-	-	-	-	-	-	-	-
	Isoproturon-desmethyl	µg/l		-	-	-	-	-	-	-	-	-	-	-	-	-	-	-	-
	Isoproturon-monodesmethyl	µg/l		-	-	-	-	-	-	-	-	-	-	-	-	-	-	-	-

				Location	BH2374	BH2374	BH2374	BH2384	BH2384	BH2384	BH2385	BH2385	BH2385	BH2385	BH2392A	BH2392A	BH2392A	BH2392A	
				Sampled_Date	24/07/2020	24/07/2020	20/08/2020	01/07/2020	23/07/2020	20/08/2020	01/07/2020	01/07/2020	28/07/2020	20/08/2020	01/07/2020	01/07/2020	23/07/2020	25/08/2020	
				Sample_Depth	5.7	5.7	0	27	8.47	8.75	27	43	7.04	7.07	9	9	4.6	4.64	
				Avg															
				Arcadis GAC - Human Health - Residential	UK Drinking Water Standards	UK Estuaries and coastal waters EQS	UK Freshwater EQS												
Chem_Group	Analyte	Units	MDL																
	Isopyrazam	µg/l		-	-	-	-	-	-	-	-	-	-	-	-	-	-	-	
	Kresoxim-methyl	µg/l		-	-	-	-	-	-	-	-	-	-	-	-	-	-	-	
	Malaoxon	µg/l		-	-	-	-	-	-	-	-	-	-	-	-	-	-	-	
	Mandipropamid	µg/l		-	-	-	-	-	-	-	-	-	-	-	-	-	-	-	
	Mecarbam	µg/l		-	-	-	-	-	-	-	-	-	-	-	-	-	-	-	
	Mesotrione	µg/l		-	-	-	-	-	-	-	-	-	-	-	-	-	-	-	
	Metconazole	µg/l		-	-	-	-	-	-	-	-	-	-	-	-	-	-	-	
	Methacriphos	µg/L	0.01	-	-	-	-	-	-	-	-	-	-	-	-	-	-	-	
	Metribuzin-desamino	µg/l		-	-	-	-	-	-	-	-	-	-	-	-	-	-	-	
	Naptalam	µg/l		-	-	-	-	-	-	-	-	-	-	-	-	-	-	-	
	Nicosulfuron	µg/l		-	-	-	-	-	-	-	-	-	-	-	-	-	-	-	
	Nuarimol	µg/l		-	-	-	-	-	-	-	-	-	-	-	-	-	-	-	
	Oxadixyl	µg/l		-	-	-	-	-	-	-	-	-	-	-	-	-	-	-	
	Paraoxon-ethyl	µg/l		-	-	-	-	-	-	-	-	-	-	-	-	-	-	-	
	Parathion-ethyl	µg/l		-	-	-	-	-	-	-	-	-	-	-	-	-	-	-	
	Penconazole	µg/l		-	-	-	-	-	-	-	-	-	-	-	-	-	-	-	
	Pencycuron	µg/l		-	-	-	-	-	-	-	-	-	-	-	-	-	-	-	
	Phosphamidon II (E)	µg/l	0.01	-	-	-	-	-	-	-	-	-	-	-	-	-	-	-	
	Pretilachlor	µg/l		-	-	-	-	-	-	-	-	-	-	-	-	-	-	-	
	Primisulfuron-methyl	µg/l		-	-	-	-	-	-	-	-	-	-	-	-	-	-	-	
	Prodiamine	µg/l		-	-	-	-	-	-	-	-	-	-	-	-	-	-	-	
	Propaquizafop	µg/l		-	-	-	-	-	-	-	-	-	-	-	-	-	-	-	
	Propetamphos	µg/L	0.01	-	-	-	-	-	-	-	-	-	-	-	-	-	-	-	
	Prosulfocarb	µg/l		-	-	-	-	-	-	-	-	-	-	-	-	-	-	-	
	Prothioconazole	µg/l		-	-	-	-	-	-	-	-	-	-	-	-	-	-	-	
	Pyribenzoxim	µg/l		-	-	-	-	-	-	-	-	-	-	-	-	-	-	-	
	Quinmerac	µg/l		-	-	-	-	-	-	-	-	-	-	-	-	-	-	-	
	Quizalofop	µg/l		-	-	-	-	-	-	-	-	-	-	-	-	-	-	-	
	Rimsulfuron	µg/l		-	-	-	-	-	-	-	-	-	-	-	-	-	-	-	
	Sebuthylazine	µg/l		-	-	-	-	-	-	-	-	-	-	-	-	-	-	-	

				Location	BH2374	BH2374	BH2374	BH2384	BH2384	BH2384	BH2385	BH2385	BH2385	BH2385	BH2392A	BH2392A	BH2392A	BH2392A	
				Sampled_Date	24/07/2020	24/07/2020	20/08/2020	01/07/2020	23/07/2020	20/08/2020	01/07/2020	01/07/2020	28/07/2020	20/08/2020	01/07/2020	01/07/2020	23/07/2020	25/08/2020	
				Sample_Depth	5.7	5.7	0	27	8.47	8.75	27	43	7.04	7.07	9	9	4.6	4.64	
				Avg															
				Arcadis GAC - Human Health - Residential	UK Drinking Water Standards	UK Estuaries and coastal waters EQS	UK Freshwater EQS												
Chem_Group	Analyte	Units	MDL																
	Simazine-2-hydroxy	µg/l		-	-	-	-	-	-	-	-	-	-	-	-	-	-	-	
	Sodium Acifluorfen	µg/L		-	-	-	-	-	-	-	-	-	-	-	-	-	-	-	
	Sulfosulfuron	µg/l		-	-	-	-	-	-	-	-	-	-	-	-	-	-	-	
	Tecnazene	µg/L	0.01				1 <sup>nd</sup>	1 <sup>st</sup>	-	-	-	-	-	-	-	-	-	-	
	Teflubenzuron	µg/l		-	-	-	-	-	-	-	-	-	-	-	-	-	-	-	
	Terbutylazine-desethyl	µg/l		-	-	-	-	-	-	-	-	-	-	-	-	-	-	-	
	Terbutylazine-desethyl-2-hydroxy	µg/l		-	-	-	-	-	-	-	-	-	-	-	-	-	-	-	
	Terbutylazine-hydroxy	µg/l		-	-	-	-	-	-	-	-	-	-	-	-	-	-	-	
	Thiabendazole	µg/L					5 <sup>th</sup>	5 <sup>th</sup>	-	-	-	-	-	-	-	-	-	-	
	Thiamethoxam	µg/L		-	-	-	-	-	-	-	-	-	-	-	-	-	-	-	
	Tribenuron-methyl	µg/L		-	-	-	-	-	-	-	-	-	-	-	-	-	-	-	
	Trietazine	µg/L	0.01				-	-	-	-	-	-	-	-	-	-	-	-	
	Trifloxysulfuron-sodium	µg/l		-	-	-	-	-	-	-	-	-	-	-	-	-	-	-	
	Triflusulfuron-methyl	µg/l		-	-	-	-	-	-	-	-	-	-	-	-	-	-	-	
	Triforine	µg/l		-	-	-	-	-	-	-	-	-	-	-	-	-	-	-	
	Triticonazole	µg/l		-	-	-	-	-	-	-	-	-	-	-	-	-	-	-	
	Desmetryn	mg/L		-	-	-	-	-	-	-	-	-	-	-	-	-	-	-	
	Simetryn	mg/L		-	-	-	-	-	-	-	-	-	-	-	-	-	-	-	
	Clothianidin	µg/L		-	-	-	-	-	-	-	-	-	-	-	-	-	-	-	
	Cymoxanil	µg/L		-	-	-	-	-	-	-	-	-	-	-	-	-	-	-	
	Fluazifop-butyl	µg/L		-	-	-	-	-	-	-	-	-	-	-	-	-	-	-	
	Imazamethabenz-methyl	µg/L		-	-	-	-	-	-	-	-	-	-	-	-	-	-	-	
	Mesosulfuron-methyl	µg/L		-	-	-	-	-	-	-	-	-	-	-	-	-	-	-	
	Metamitron	µg/L		-	-	-	-	-	-	-	-	-	-	-	-	-	-	-	
	Melobromuron	µg/L		-	-	-	-	-	-	-	-	-	-	-	-	-	-	-	
	Monuron	µg/L		-	-	-	-	-	-	-	-	-	-	-	-	-	-	-	
	Secbumeton	µg/L		-	-	-	-	-	-	-	-	-	-	-	-	-	-	-	
	Spiroxamine	µg/L		-	-	-	-	-	-	-	-	-	-	-	-	-	-	-	
	Clomazon	µg/L		-	-	-	-	-	-	-	-	-	-	-	-	-	-	-	
	Metazachlor	µg/L	0.01				-	-	-	-	-	-	-	-	-	-	-	-	

				Location	BH2374	BH2374	BH2374	BH2384	BH2384	BH2384	BH2385	BH2385	BH2385	BH2385	BH2392A	BH2392A	BH2392A	BH2392A	
				Sampled Date	24/07/2020	24/07/2020	20/08/2020	01/07/2020	23/07/2020	20/08/2020	01/07/2020	01/07/2020	28/07/2020	20/08/2020	01/07/2020	01/07/2020	23/07/2020	25/08/2020	
				Sample Depth	5.7	5.7	0	27	8.47	8.75	27	43	7.04	7.07	9	9	4.6	4.64	
				Avg															
				Arcadis GAC - Human Health - Residential	UK Drinking Water Standards	UK Estuaries and coastal waters EQS	UK Freshwater EQS												
Chem_Group	Analyte	Units	MDL																
	Methabenzthiazuran	µg/L		-	-	-	-	-	-	-	-	-	-	-	-	-	-	-	-
	Iprovalicarb	µg/L		-	-	-	-	-	-	-	-	-	-	-	-	-	-	-	-
	Chloroxuron	µg/L		-	-	-	-	-	-	-	-	-	-	-	-	-	-	-	-
	Neburon	µg/L		-	-	-	-	-	-	-	-	-	-	-	-	-	-	-	-
	Metribuzin	µg/L		-	-	-	-	-	-	-	-	-	-	-	-	-	-	-	-
	2,3,6-Trichlorobenzoic Acid (Tba)	µg/L		-	-	-	-	-	-	-	-	-	-	-	-	-	-	-	-
	2,4,5-Trichlorophenoxy Acetic Acid	µg/L		-	-	-	-	-	-	-	-	-	-	-	-	-	-	-	-
	2,4,5-TP (Silvex)	µg/L		-	-	-	-	-	-	-	-	-	-	-	-	-	-	-	-
	Pyrimethanil	µg/L		-	-	-	-	-	-	-	-	-	-	-	-	-	-	-	-
	Hedonal	µg/L					0.3 <sup>#3</sup>	0.3 <sup>#3</sup>	-	-	-	-	-	-	-	-	-	-	-
	2,4-DDT	µg/L	0.01				0.00625 <sup>#49</sup>	0.00625 <sup>#49</sup>	-	-	-	-	-	-	-	-	-	-	-
	Propachlor	µg/L	0.01						-	-	-	-	-	-	-	-	-	-	-
	Propamocarb	µg/L							-	-	-	-	-	-	-	-	-	-	-
	2,4-Dichlorprop	µg/L							-	-	-	-	-	-	-	-	-	-	-
	3-Hydroxy Carbofuran	µg/L							-	-	-	-	-	-	-	-	-	-	-
	4-(2,4-Dichlorophenoxy)butyric Acid (2,4-DB)	µg/L							-	-	-	-	-	-	-	-	-	-	-
	4,4-DDE	µg/L	0.01				0.00625 <sup>#49</sup>	0.00625 <sup>#49</sup>	-	-	-	-	-	-	-	-	-	-	-
	4-Bromo-3,5-dimethylphenyl-N-methylcarbamate	µg/L							-	-	-	-	-	-	-	-	-	-	-
	a-BHC	µg/L	0.01						-	-	-	-	-	-	-	-	-	-	-
	Acetochlor	µg/L							-	-	-	-	-	-	-	-	-	-	-
	Aldicarb	µg/L							-	-	-	-	-	-	-	-	-	-	-
	Aldicarb sulfone	µg/L							-	-	-	-	-	-	-	-	-	-	-
	Aldrin	µg/L	0.01				0.03 <sup>#1</sup>	0.00125 <sup>#50</sup>	0.0025 <sup>#51</sup>	-	-	-	-	-	-	-	-	-	-
	Ametryn	µg/L							-	-	-	-	-	-	-	-	-	-	-
	Amidosulfuron	µg/L							-	-	-	-	-	-	-	-	-	-	-
	Acetamiprid	µg/L							-	-	-	-	-	-	-	-	-	-	-
	Aclonifen	µg/L							-	-	-	-	-	-	-	-	-	-	-
	Actril (loxynil)	µg/L					10 <sup>#4</sup>	10 <sup>#4</sup>	-	-	-	-	-	-	-	-	-	-	-
	Altraton	µg/L							-	-	-	-	-	-	-	-	-	-	-
	Atrazine	µg/L	0.01				0.6 <sup>#3</sup>	0.6 <sup>#3</sup>	-	-	-	-	-	-	-	-	-	-	-

				Location	BH2374	BH2374	BH2374	BH2384	BH2384	BH2384	BH2384	BH2385	BH2385	BH2385	BH2385	BH2385	BH2392A	BH2392A	BH2392A	BH2392A	
				Sampled Date	24/07/2020	24/07/2020	20/08/2020	01/07/2020	23/07/2020	20/08/2020	01/07/2020	01/07/2020	28/07/2020	20/08/2020	01/07/2020	01/07/2020	23/07/2020	25/08/2020			
				Sample Time																	
				Sample Depth Avg	5.7	5.7	0	27	8.47	8.75	27	43	7.04	7.07	9	9	4.6	4.64			
				Arcadis GAC - Human Health - Residential	UK Drinking Water Standards	UK Estuaries and coastal waters EQS	UK Freshwater EQS														
Chem_Group	Analyte	Units	MDL																		
	Azinophos methyl	µg/L	0.01			0.01 <sup>#6</sup>	0.01 <sup>#6</sup>	-	-	-	-	-	-	-	-	-	-	-	-	-	-
	Baygon	µg/L						-	-	-	-	-	-	-	-	-	-	-	-	-	-
	b-BHC	µg/L	0.01					-	-	-	-	-	-	-	-	-	-	-	-	-	-
	Benazolin	µg/L						-	-	-	-	-	-	-	-	-	-	-	-	-	-
	Bendiocarb	µg/L						-	-	-	-	-	-	-	-	-	-	-	-	-	-
	Bentazone	µg/L	0.02			500 <sup>#4</sup>	500 <sup>#4</sup>	-	-	-	-	-	-	-	-	-	-	-	-	-	-
	Bidrin	µg/L						-	-	-	-	-	-	-	-	-	-	-	-	-	-
	Bromacil	µg/L						-	-	-	-	-	-	-	-	-	-	-	-	-	-
	Bromazil	µg/L						-	-	-	-	-	-	-	-	-	-	-	-	-	-
	Bromophos-ethyl	µg/L						-	-	-	-	-	-	-	-	-	-	-	-	-	-
	Bromoxynil	µg/L				100 <sup>#4</sup>	100 <sup>#4</sup>	-	-	-	-	-	-	-	-	-	-	-	-	-	-
	Carbaryl	µg/L						-	-	-	-	-	-	-	-	-	-	-	-	-	-
	Carbendazim	µg/L					0.15 <sup>#4</sup>	-	-	-	-	-	-	-	-	-	-	-	-	-	-
	Carbetamide	µg/L						-	-	-	-	-	-	-	-	-	-	-	-	-	-
	Carbofuran	µg/L						-	-	-	-	-	-	-	-	-	-	-	-	-	-
	Carbophenothion	µg/L	0.01					-	-	-	-	-	-	-	-	-	-	-	-	-	-
	Carboxin	µg/L						-	-	-	-	-	-	-	-	-	-	-	-	-	-
	Chlorbromuron	µg/L						-	-	-	-	-	-	-	-	-	-	-	-	-	-
	chlordane	µg/L	0.01					-	-	-	-	-	-	-	-	-	-	-	-	-	-
	Chlordane (cis)	µg/L	0.01					-	-	-	-	-	-	-	-	-	-	-	-	-	-
	Azinphos Ethyl	µg/L	0.01					-	-	-	-	-	-	-	-	-	-	-	-	-	-
	Chlordane (trans)	µg/L	0.01					-	-	-	-	-	-	-	-	-	-	-	-	-	-
	Chlorfenvinphos	µg/L	0.01			0.1 <sup>#3</sup>	0.1 <sup>#3</sup>	-	-	-	-	-	-	-	-	-	-	-	-	-	-
	Chloridazon	µg/L						-	-	-	-	-	-	-	-	-	-	-	-	-	-
	Chlorotoluron	µg/L				2 <sup>#4</sup>	2 <sup>#4</sup>	-	-	-	-	-	-	-	-	-	-	-	-	-	-
	Chlorpyrifos	µg/L	0.01			0.03 <sup>#3</sup>		-	-	-	-	-	-	-	-	-	-	-	-	-	-
	Chlorpyrifos-methyl	µg/L	0.01					-	-	-	-	-	-	-	-	-	-	-	-	-	-
	Chlorsulfuron	µg/L						-	-	-	-	-	-	-	-	-	-	-	-	-	-
	Clopyralid	µg/L						-	-	-	-	-	-	-	-	-	-	-	-	-	-
	Coumaphos	µg/L	0.01			0.03 <sup>#4</sup>	0.03 <sup>#4</sup>	-	-	-	-	-	-	-	-	-	-	-	-	-	-

				Location	BH2374	BH2374	BH2374	BH2384	BH2384	BH2384	BH2385	BH2385	BH2385	BH2385	BH2385	BH2392A	BH2392A	BH2392A	BH2392A
				Sampled Date	24/07/2020	24/07/2020	20/08/2020	01/07/2020	23/07/2020	20/08/2020	01/07/2020	01/07/2020	28/07/2020	20/08/2020	01/07/2020	01/07/2020	23/07/2020	25/08/2020	
				Sample Depth	5.7	5.7	0	27	8.47	8.75	27	43	7.04	7.07	9	9	4.6	4.64	
				Avg															
				Arcadis GAC - Human Health - Residential	UK Drinking Water Standards	UK Estuaries and coastal waters EQS	UK Freshwater EQS												
Chem_Group	Analyte	Units	MDL																
	Cyanazine	µg/L	0.01	-	-	-	-	-	-	-	-	-	-	-	-	-	-	-	-
	Cyproconazole	µg/L		-	-	-	-	-	-	-	-	-	-	-	-	-	-	-	-
	Cyromazine	µg/L		-	-	-	-	-	-	-	-	-	-	-	-	-	-	-	-
	d-BHC	µg/L	0.01	-	-	-	-	-	-	-	-	-	-	-	-	-	-	-	-
	DDD	µg/L	0.01			0.00625 <sup>#49</sup>	0.00625 <sup>#49</sup>	-	-	-	-	-	-	-	-	-	-	-	-
	DDT	µg/L	0.01			0.01 <sup>#52</sup>	0.01 <sup>#52</sup>	-	-	-	-	-	-	-	-	-	-	-	-
	Deisopropylatrazine	µg/L		-	-	-	-	-	-	-	-	-	-	-	-	-	-	-	-
	Chlorothalonil	µg/L	0.01				0.035 <sup>#3</sup>	-	-	-	-	-	-	-	-	-	-	-	-
	Deethylatrazine	µg/L		-	-	-	-	-	-	-	-	-	-	-	-	-	-	-	-
	Demeton-S-methyl	µg/L	0.01	-	-	-	-	-	-	-	-	-	-	-	-	-	-	-	-
	Diazinon	µg/L	0.01			0.01 <sup>#3</sup>	0.01 <sup>#3</sup>	-	-	-	-	-	-	-	-	-	-	-	-
	Dicamba	µg/L		-	-	-	-	-	-	-	-	-	-	-	-	-	-	-	-
	Dichlobenil	µg/L	0.01	-	-	-	-	-	-	-	-	-	-	-	-	-	-	-	-
	cis-Permethrin	µg/L	0.01	-	-	-	-	-	-	-	-	-	-	-	-	-	-	-	-
	Dichlorvos	µg/L	0.01			0.04 <sup>#4</sup>	0.001 <sup>#4</sup>	-	-	-	-	-	-	-	-	-	-	-	-
	Diclofop	µg/L		-	-	-	-	-	-	-	-	-	-	-	-	-	-	-	-
	Dieldrin	µg/L	0.01			0.03 <sup>#1</sup>	0.00125 <sup>#50</sup>	0.0025 <sup>#51</sup>	-	-	-	-	-	-	-	-	-	-	-
	Difenoconazole	µg/L		-	-	-	-	-	-	-	-	-	-	-	-	-	-	-	-
	Difenoxyuron	µg/L		-	-	-	-	-	-	-	-	-	-	-	-	-	-	-	-
	Diffubenzuron	µg/L				0.005 <sup>#4</sup>	0.001 <sup>#4</sup>	-	-	-	-	-	-	-	-	-	-	-	-
	Diffufenican	µg/L		-	-	-	-	-	-	-	-	-	-	-	-	-	-	-	-
	Dimethoate	µg/L	0.01			0.48	0.48 <sup>#2</sup>	-	-	-	-	-	-	-	-	-	-	-	-
	Dinoseb	µg/L		-	-	-	-	-	-	-	-	-	-	-	-	-	-	-	-
	Disulfoton	µg/L	0.01	-	-	-	-	-	-	-	-	-	-	-	-	-	-	-	-
	Diuron	µg/L				0.48 <sup>#3</sup>	0.48 <sup>#3</sup>	-	-	-	-	-	-	-	-	-	-	-	-
	Endosulfan I	µg/L	0.01	-	-	-	-	-	-	-	-	-	-	-	-	-	-	-	-
	Endosulfan II	µg/L	0.01	-	-	-	-	-	-	-	-	-	-	-	-	-	-	-	-
	Endosulfan sulphate	µg/L	0.01	-	-	-	-	-	-	-	-	-	-	-	-	-	-	-	-
	Endrin	µg/L	0.01			0.00125 <sup>#50</sup>	0.0025 <sup>#51</sup>	-	-	-	-	-	-	-	-	-	-	-	-
	Endrin ketone	µg/L	0.01	-	-	-	-	-	-	-	-	-	-	-	-	-	-	-	-



				Location	BH2374	BH2374	BH2374	BH2384	BH2384	BH2384	BH2385	BH2385	BH2385	BH2385	BH2392A	BH2392A	BH2392A	BH2392A	
				Sampled Date	24/07/2020	24/07/2020	20/08/2020	01/07/2020	23/07/2020	20/08/2020	01/07/2020	01/07/2020	28/07/2020	20/08/2020	01/07/2020	01/07/2020	23/07/2020	25/08/2020	
				Sample Depth	5.7	5.7	0	27	8.47	8.75	27	43	7.04	7.07	9	9	4.6	4.64	
				Avg															
				Arcadis GAC - Human Health - Residential	UK Drinking Water Standards	UK Estuaries and coastal waters EQS	UK Freshwater EQS												
Chem_Group	Analyte	Units	MDL																
	s-Ethyl dipropylthiocarbamate	µg/L		-	-	-	-	-	-	-	-	-	-	-	-	-	-	-	-
	Ethiofencarb	µg/L		-	-	-	-	-	-	-	-	-	-	-	-	-	-	-	-
	Ethion	µg/L	0.01	-	-	-	-	-	-	-	-	-	-	-	-	-	-	-	-
	Ethoprop	µg/L		-	-	-	-	-	-	-	-	-	-	-	-	-	-	-	-
	Ethofumesate	µg/L		-	-	-	-	-	-	-	-	-	-	-	-	-	-	-	-
	Etridiazole	µg/L	0.01	-	-	-	-	-	-	-	-	-	-	-	-	-	-	-	-
	Fenamiphos	µg/L		-	-	-	-	-	-	-	-	-	-	-	-	-	-	-	-
	Fenarimol	µg/L		-	-	-	-	-	-	-	-	-	-	-	-	-	-	-	-
	Fenitrothion	µg/L	0.01				0.01 <sup>#4</sup>	0.01 <sup>#4</sup>	-	-	-	-	-	-	-	-	-	-	-
	Fensulfothion	µg/L		-	-	-	-	-	-	-	-	-	-	-	-	-	-	-	-
	Fenhexamid	µg/L		-	-	-	-	-	-	-	-	-	-	-	-	-	-	-	-
	Fenoxycarb	µg/L		-	-	-	-	-	-	-	-	-	-	-	-	-	-	-	-
	Fenthion	µg/L	0.01	-	-	-	-	-	-	-	-	-	-	-	-	-	-	-	-
	Fenpropimorf	µg/L		-	-	-	-	-	-	-	-	-	-	-	-	-	-	-	-
	Fluroxypyr	µg/L	0.03	-	-	-	-	-	-	-	-	-	-	-	-	-	-	-	-
	Flutolanil	µg/L		-	-	-	-	-	-	-	-	-	-	-	-	-	-	-	-
	Fonofos	µg/L		-	-	-	-	-	-	-	-	-	-	-	-	-	-	-	-
	g-BHC (Lindane)	µg/L	0.01	-	-	-	-	-	-	-	-	-	-	-	-	-	-	-	-
	Haloxyp-methyl	µg/L		-	-	-	-	-	-	-	-	-	-	-	-	-	-	-	-
	Thifensulfuron	µg/L		-	-	-	-	-	-	-	-	-	-	-	-	-	-	-	-
	Heptachlor	µg/L	0.01				0.03 <sup>#1</sup>		-	-	-	-	-	-	-	-	-	-	-
	Hexaconazole	µg/L		-	-	-	-	-	-	-	-	-	-	-	-	-	-	-	-
	Hexazinone	µg/L		-	-	-	-	-	-	-	-	-	-	-	-	-	-	-	-
	Hydroxyatrazine	µg/L		-	-	-	-	-	-	-	-	-	-	-	-	-	-	-	-
	Iprodione	µg/L		-	-	-	-	-	-	-	-	-	-	-	-	-	-	-	-
	Isodrin	µg/L	0.01				0.00125 <sup>#50</sup>	0.0025 <sup>#51</sup>	-	-	-	-	-	-	-	-	-	-	-
	Isoproturon	µg/L					0.3 <sup>#3</sup>	0.3 <sup>#3</sup>	-	-	-	-	-	-	-	-	-	-	-
	Linuron	µg/L					0.5 <sup>#3</sup>	0.5 <sup>#3</sup>	-	-	-	-	-	-	-	-	-	-	-
	Malathion	µg/L	0.01				0.02 <sup>#4</sup>	0.01 <sup>#4</sup>	-	-	-	-	-	-	-	-	-	-	-
	2-Methyl-4-chlorophenoxyacetic acid	µg/L		-	-	-	-	-	-	-	-	-	-	-	-	-	-	-	-

				Location	BH2374	BH2374	BH2374	BH2384	BH2384	BH2384	BH2385	BH2385	BH2385	BH2385	BH2385	BH2392A	BH2392A	BH2392A	BH2392A
				Sampled_Date	24/07/2020	24/07/2020	20/08/2020	01/07/2020	23/07/2020	20/08/2020	01/07/2020	01/07/2020	28/07/2020	20/08/2020	01/07/2020	01/07/2020	23/07/2020	25/08/2020	
				Sample_Depth	5.7	5.7	0	27	8.47	8.75	27	43	7.04	7.07	9	9	4.6	4.64	
				Avg															
				Arcadis GAC - Human Health - Residential	UK Drinking Water Standards	UK Estuaries and coastal waters EQS	UK Freshwater EQS												
Chem_Group	Analyte	Units	MDL																
	2-Methyl-4-Chlorophenoxy Butanoic Acid	µg/L		-	-	-	-	-	-	-	-	-	-	-	-	-	-	-	-
	Mecoprop	µg/L				18 <sup>#3</sup>	18 <sup>#3</sup>	-	-	-	-	-	-	-	-	-	-	-	-
	Mefenpyr-diethyl	µg/L		-	-	-	-	-	-	-	-	-	-	-	-	-	-	-	-
	Metachlor	µg/L	0.01			0.3 <sup>#3</sup>	0.3 <sup>#3</sup>	-	-	-	-	-	-	-	-	-	-	-	-
	Metalaxyl	µg/L		-	-	-	-	-	-	-	-	-	-	-	-	-	-	-	-
	Methamidophos	µg/L		-	-	-	-	-	-	-	-	-	-	-	-	-	-	-	-
	Methidathion	µg/L		-	-	-	-	-	-	-	-	-	-	-	-	-	-	-	-
	Methiocarb	µg/L					0.01 <sup>#4</sup>	-	-	-	-	-	-	-	-	-	-	-	-
	Methomyl	µg/L		-	-	-	-	-	-	-	-	-	-	-	-	-	-	-	-
	Methoxychlor	µg/L	0.01	-	-	-	-	-	-	-	-	-	-	-	-	-	-	-	-
	Methoxyfenozide	µg/L		-	-	-	-	-	-	-	-	-	-	-	-	-	-	-	-
	Methyl parathion	µg/L	0.01	-	-	-	-	-	-	-	-	-	-	-	-	-	-	-	-
	Metolachlor	µg/L		-	-	-	-	-	-	-	-	-	-	-	-	-	-	-	-
	Metoxuron	µg/L		-	-	-	-	-	-	-	-	-	-	-	-	-	-	-	-
	Metsulfuron Methyl	µg/L		-	-	-	-	-	-	-	-	-	-	-	-	-	-	-	-
	Mevinphos (Phosdrin)	µg/L	0.01				0.02(MAC) <sup>#53</sup>	-	-	-	-	-	-	-	-	-	-	-	-
	Molinate	µg/L		-	-	-	-	-	-	-	-	-	-	-	-	-	-	-	-
	Moninuran	µg/L		-	-	-	-	-	-	-	-	-	-	-	-	-	-	-	-
	Monocrotophos	µg/L		-	-	-	-	-	-	-	-	-	-	-	-	-	-	-	-
	Napropamide	µg/L		-	-	-	-	-	-	-	-	-	-	-	-	-	-	-	-
	Flusilazole (NuStar)	µg/L		-	-	-	-	-	-	-	-	-	-	-	-	-	-	-	-
	o,p-DDD	µg/L	0.01	-	-	-	-	-	-	-	-	-	-	-	-	-	-	-	-
	o,p'-DDE	µg/L	0.01	-	-	-	-	-	-	-	-	-	-	-	-	-	-	-	-
	o,p-Methoxychlor	µg/L	0.01	-	-	-	-	-	-	-	-	-	-	-	-	-	-	-	-
	Omethoate	µg/L	0.01				0.01 <sup>#4</sup>	-	-	-	-	-	-	-	-	-	-	-	-
	Oxamyl	µg/L		-	-	-	-	-	-	-	-	-	-	-	-	-	-	-	-
	Paclobutrazol	µg/L		-	-	-	-	-	-	-	-	-	-	-	-	-	-	-	-
	Methyl Paraoxon	µg/L		-	-	-	-	-	-	-	-	-	-	-	-	-	-	-	-
	Parathion	µg/L	0.01	-	-	-	-	-	-	-	-	-	-	-	-	-	-	-	-
	Pendimethalin	µg/L	0.01				0.3 <sup>#3</sup>	-	-	-	-	-	-	-	-	-	-	-	-

				Location	BH2374	BH2374	BH2374	BH2384	BH2384	BH2384	BH2384	BH2385	BH2385	BH2385	BH2385	BH2392A	BH2392A	BH2392A	BH2392A
				Sampled Date	24/07/2020	24/07/2020	20/08/2020	01/07/2020	23/07/2020	20/08/2020	01/07/2020	01/07/2020	28/07/2020	20/08/2020	01/07/2020	01/07/2020	23/07/2020	25/08/2020	
				Sample Depth	5.7	5.7	0	27	8.47	8.75	27	43	7.04	7.07	9	9	4.6	4.64	
				Avg															
Chem_Group	Analyte	Units	MDL	Arcadis GAC - Human Health - Residential	UK Drinking Water Standards	UK Estuaries and coastal waters EQS	UK Freshwater EQS												
	Imidacloprid	µg/L						-	-	-	-	-	-	-	-	-	-	-	-
	Permethrin	µg/L	0.01			0.0002 <sup>#4</sup>	0.001 <sup>#4</sup>	-	-	-	-	-	-	-	-	-	-	-	-
	Permethrin II	µg/L	0.01					-	-	-	-	-	-	-	-	-	-	-	-
	Phorate	µg/L	0.01					-	-	-	-	-	-	-	-	-	-	-	-
	Phosmet	µg/L						-	-	-	-	-	-	-	-	-	-	-	-
	Lenacil	µg/L						-	-	-	-	-	-	-	-	-	-	-	-
	Picloram	µg/L						-	-	-	-	-	-	-	-	-	-	-	-
	Picoxystrobin	µg/L						-	-	-	-	-	-	-	-	-	-	-	-
	Pirimicarb	µg/L				1 <sup>#4</sup>	1 <sup>#4</sup>	-	-	-	-	-	-	-	-	-	-	-	-
	Pirimiphos-methyl	µg/L	0.01			0.015 <sup>#4</sup>	0.015 <sup>#4</sup>	-	-	-	-	-	-	-	-	-	-	-	-
	Pirimiphos-ethyl	µg/L	0.01					-	-	-	-	-	-	-	-	-	-	-	-
	Prochloraz	µg/L				4 <sup>#4</sup>	4 <sup>#4</sup>	-	-	-	-	-	-	-	-	-	-	-	-
	Profenofos	µg/L						-	-	-	-	-	-	-	-	-	-	-	-
	Promecarb	µg/L						-	-	-	-	-	-	-	-	-	-	-	-
	Prometon	µg/L						-	-	-	-	-	-	-	-	-	-	-	-
	Prometryn	µg/L	0.01					-	-	-	-	-	-	-	-	-	-	-	-
	Pronamide	µg/L	0.01			100 <sup>#4</sup>	100 <sup>#4</sup>	-	-	-	-	-	-	-	-	-	-	-	-
	Propanil	µg/L						-	-	-	-	-	-	-	-	-	-	-	-
	Propazine	µg/L	0.01					-	-	-	-	-	-	-	-	-	-	-	-
	Propham	µg/L						-	-	-	-	-	-	-	-	-	-	-	-
	Propiconazole	µg/L						-	-	-	-	-	-	-	-	-	-	-	-
	Propoxycarbazone-sodium	µg/L						-	-	-	-	-	-	-	-	-	-	-	-
	Pursuit	µg/L						-	-	-	-	-	-	-	-	-	-	-	-
	Pyriproxyfen	µg/L						-	-	-	-	-	-	-	-	-	-	-	-
	Quinclorac	µg/L						-	-	-	-	-	-	-	-	-	-	-	-
	Quinoxifen	µg/L						-	-	-	-	-	-	-	-	-	-	-	-
	Savey	µg/L						-	-	-	-	-	-	-	-	-	-	-	-
	Sethoxydim	µg/L						-	-	-	-	-	-	-	-	-	-	-	-
	Simazine	µg/L	0.01			1 <sup>#3</sup>	1 <sup>#3</sup>	-	-	-	-	-	-	-	-	-	-	-	-
	Tebuthiuron	µg/L						-	-	-	-	-	-	-	-	-	-	-	-

				Location	BH2374	BH2374	BH2374	BH2384	BH2384	BH2384	BH2385	BH2385	BH2385	BH2385	BH2385	BH2392A	BH2392A	BH2392A	BH2392A
				Sampled Date	24/07/2020	24/07/2020	20/08/2020	01/07/2020	23/07/2020	20/08/2020	01/07/2020	01/07/2020	28/07/2020	20/08/2020	01/07/2020	01/07/2020	23/07/2020	25/08/2020	
				Sample Time															
				Sample Depth	5.7	5.7	0	27	8.47	8.75	27	43	7.04	7.07	9	9	4.6	4.64	
				Avg															
				Arcadis GAC - Human Health - Residential	UK Drinking Water Standards	UK Estuaries and coastal waters EQS	UK Freshwater EQS												
Chem_Group	Analyte	Units	MDL																
	Terbutryn	µg/L	0.01	-	-	-	-	-	-	-	-	-	-	-	-	-	-	-	-
	Terbutylazine	µg/L		-	-	-	-	-	-	-	-	-	-	-	-	-	-	-	-
	Phosalone	µg/L	0.01	-	-	-	-	-	-	-	-	-	-	-	-	-	-	-	-
	Phosphamidon	µg/L	0.01	-	-	-	-	-	-	-	-	-	-	-	-	-	-	-	-
	Thiobencarb	µg/L		-	-	-	-	-	-	-	-	-	-	-	-	-	-	-	-
	Thiophanate-methyl	µg/L		-	-	-	-	-	-	-	-	-	-	-	-	-	-	-	-
	Triadimefon	µg/L	0.01	-	-	-	-	-	-	-	-	-	-	-	-	-	-	-	-
	Triadimenol	µg/L		-	-	-	-	-	-	-	-	-	-	-	-	-	-	-	-
	Triallate	µg/L	0.01			0.25 <sup>#4</sup>	0.25 <sup>#4</sup>	-	-	-	-	-	-	-	-	-	-	-	-
	Triasulfuron	µg/L		-	-	-	-	-	-	-	-	-	-	-	-	-	-	-	-
	Tributyl phosphate	µg/L	0.1			50 <sup>#4</sup>	50 <sup>#4</sup>	-	-	-	-	-	-	-	-	-	-	-	-
	Triclopyr	µg/L	0.03	-	-	-	-	-	-	-	-	-	-	-	-	-	-	-	-
	Triclosan	µg/L		-	-	-	-	-	-	-	-	-	-	-	-	-	-	-	-
	Trifluralin	µg/L	0.01			0.03 <sup>#3</sup>	0.03 <sup>#3</sup>	-	-	-	-	-	-	-	-	-	-	-	-
	Tebuconazole	µg/L		-	-	-	-	-	-	-	-	-	-	-	-	-	-	-	-
	Telodrin	µg/L	0.01	-	-	-	-	-	-	-	-	-	-	-	-	-	-	-	-
	Triazophos	µg/L	0.01			0.005 <sup>#4</sup>	0.005 <sup>#4</sup>	-	-	-	-	-	-	-	-	-	-	-	-
	Tricyclazole	µg/L		-	-	-	-	-	-	-	-	-	-	-	-	-	-	-	-
Surrogate	Surrogate Value	%		61.9	61.9 - 68	90.2	60.2	72.6	87.8	60.2	67.5	89.5	95.8	91.4	85.2	99.8	85.7		
SVOC TIC	SVOC TICS - Detect	Detect		0	0	0	1	0	0	1	0	0	1	0	0	0	0		
	SVOC Tentatively Identified Compounds	µg/L	10	<40	<40	<40	177	<40	<40	177	<40	<40	464	<10	<10	<10	<10		
VOC TIC	VOC TICS - Detect	Detect		0	0	0	0	0	0	0	0	0	0	0	0	0	0		
	VOC Tentatively Identified Compounds	µg/l	10	<10	<10	<10	<10	<10	<10	<10	<10	<10	<10	<10	<10	<10	<10		
NA	Potassium Perfluoropentane-1-Sulphonate	µg/L	0.002	<0.002	<0.002	-	-	-	-	-	-	-	-	-	-	-	-		
Other	Temperature	°C		-	-	-	-	-	-	-	-	-	-	-	-	-	-		
	Biochemical Oxygen Demand (5-day test)	µg/L	1000	-	-	-	-	-	-	-	-	-	-	-	-	-	-		
	Redox	mV		187	161 - 187	168	209	123	163	209	174	145	154	239	193	137	-16		
	Salinity (no units)	PSS-78		4.9	4.91	-	-	10.7	-	<8	9.87	12.9	-	9.73	9.66	9.17	-		
	Conductivity @ 25oC	mS/cm	0.01	-	-	-	-	-	-	-	-	-	-	-	-	-	-		
	Conductivity @ 20oC	µS/cm	5	7790	7790 - 7810	8040	5910	16,100	22,700	5910	15,000	19,200	16,400	14,800	14,700	14,000	17,100		

				Location	BH2374	BH2374	BH2374	BH2384	BH2384	BH2384	BH2385	BH2385	BH2385	BH2385	BH2385	BH2392A	BH2392A	BH2392A	BH2392A		
				Sampled Date	24/07/2020	24/07/2020	20/08/2020	01/07/2020	23/07/2020	20/08/2020	01/07/2020	01/07/2020	28/07/2020	20/08/2020	01/07/2020	01/07/2020	23/07/2020	25/08/2020			
				Sample Depth	5.7	5.7	0	27	8.47	8.75	27	43	7.04	7.07	9	9	4.6	4.64			
				Avg																	
Chem_Group	Analyte	Units	MDL	Arcadis GAC - Human Health - Residential	UK Drinking Water Standards	UK Estuaries and coastal waters EQS	UK Freshwater EQS														
	Total Dissolved Solids (Filtered)	mg/L	5					5420	5380 - 5420	5880	3970	11,200	17,900	3970	9980	13,300	12,400	11,000	10,600	11,000	13,800
	Biological Oxygen Demand	mg/L	1					<1	<1	<1	12.1	<2	<3	12.1	<1	2.67	3.81	-	-	<1	<1
	Chemical Oxygen Demand	mg/L	5					187	187 - 244	174	306	398	536	306	245	400	290	208	145	215	78
	Dissolved Organic Carbon (Filtered)	µg/L	200					46,800	46,700 - 46,800	53,300	91,700	57,900	58,400	91,700	24,300	32,500	35,000	6470	6420	7750	13,300
	6:2 Fluorotelomer Sulfonate (6:2 FTS)	µg/L	0.002					0.0163	0.0098 - 0.0163	-	-	-	-	-	-	-	-	-	-	-	-
	pH (Lab)	pH_Units	0		6.5-9.5 <sup>#1</sup>	6-8.5(MAC) <sup>#53</sup>	6-9(MAC) <sup>#53</sup>	7.28	7.27 - 7.28	7.23	6.8	6.93	6.83	6.8	7.21	7.13	6.99	7.71	7.55	7.34	7.15
	Salinity	ppt (thousand)	0.1					-	-	-	-	-	-	-	-	-	-	-	-	-	-

**Legend**

36.2	Results exceeds GAC.
<50	Results MDL is greater than GAC.
-	Determinand has not been tested for.

**Notes**

A range is given where a determinand has been analysed for by more than one method.

				Location	BH2604A	OH06003	OH06003	OH06003	OH06004	OH06004	OH06005	OH06007A	OH06007A	OH06008	OH06008	OH06008	OH06008	OH06008	OH06008		
				Sampled_Date	15/12/2020	13/11/2020	13/11/2020	01/12/2020	12/11/2020	01/12/2020	29/06/2020	13/11/2020	01/12/2020	23/06/2020	30/06/2020	30/06/2020	28/07/2020	18/08/2020			
				Time																	
				Sample_Depth	5.1	7.94	7.94	18.8	8.05	6.64	5	3.23	3.36	34	11	11	8.64	8.72			
				Avg																	
Chem_Group	Analyte	Units	MDL	Arcadis GAC - Human Health - Residential	UK Drinking Water Standards	UK Estuaries and coastal waters EQS	UK Freshwater EQS														
Metals	Antimony (Filtered)	µg/L	1		5 <sup>#1</sup>			-	-	-	-	-	-	-	-	-	-	-	-		
	Arsenic	µg/L	1	NVP <sup>#2</sup>	10 <sup>#1</sup>	25 <sup>#3</sup>	50 <sup>#3</sup>	4.04	7.86	8.5	10.1	2.29	2.62	2	2.43	2.63	<20	5	6	6.9	<2
	Arsenic (Filtered)	µg/L	0.5	NVP <sup>#2</sup>	10 <sup>#1</sup>	25 <sup>#3</sup>	50 <sup>#3</sup>	2.99	6.42	6.37	7.65	1.5	1.63	3	3.34	1.47	3.1	4	5	5.83	2.16
	Boron	µg/L	10	NVP <sup>#2</sup>	1000 <sup>#1</sup>	7000 <sup>#4</sup>	2000 <sup>#4</sup>	20,000	1270	1310	1000	<20	26	750	201	1170	1130	1440	1410	1040	621
	Boron (Filtered)	µg/L	10	NVP <sup>#2</sup>	1000 <sup>#1</sup>	7000 <sup>#4</sup>	2000 <sup>#4</sup>	-	-	-	-	-	-	760	-	-	1000	1480	1670	991	665
	Cadmium	µg/L	0.02	NVP <sup>#2</sup>	5 <sup>#1</sup>	0.2 <sup>#5</sup>	0.08 <sup>#5</sup>	2.52	<0.5	<0.5	<0.5	<0.5	<0.5	<0.02	<0.5	<0.5	<5	<0.02	<0.02	<0.5	<0.5
	Cadmium (Filtered)	µg/L	0.02	NVP <sup>#2</sup>	5 <sup>#1</sup>	0.2 <sup>#5</sup>	0.08 <sup>#5</sup>	2.51	<0.08	<0.08	<0.08	<0.08	<0.08	<0.02	<0.48	<0.08	<0.08	<0.02	<0.02	<0.08	<0.08
	Chromium (hexavalent) (Filtered)	µg/L	3	NVP <sup>#2</sup>		0.6 <sup>#5</sup>	3.4 <sup>#5</sup>	<3	<3	<3	<3	15.4	6.01	<3	<15	<3	18.4	<3	<3	<3	<3
	Chromium	µg/L	1	NVP <sup>#2</sup>	50 <sup>#1</sup>	0.6 <sup>#5</sup>	3.4 <sup>#7</sup>	<3	5.01	14.1	6.99	11	<3	1	<3	<3	<30	<1	<1	<3	<3
	Chromium (Filtered)	µg/L	1	NVP <sup>#2</sup>	50 <sup>#1</sup>	0.6 <sup>#5</sup>	3.4 <sup>#7</sup>	<1	5.54	5.02	6.92	10.1	1.41	<1	<6	<1	1.75	<1	<1	<1	2.05
	Chromium (Trivalent) (Filtered)	µg/L	3	NVP <sup>#2</sup>			4.7 <sup>#5</sup>	<3	5.54	5.02	6.92	<3	<3	<3	<3	<3	<3	<3	<3	<3	<3
	Cobalt (Filtered)	µg/L	0.5			3 <sup>#8</sup>	3 <sup>#8</sup>	0.772	<0.5	<0.5	<0.5	<0.5	<0.5	<1	<3	0.698	<0.5	<1	<1	<0.5	<0.5
	Copper	µg/L	1	NVP <sup>#2</sup>	2000 <sup>#1</sup>	3.76 <sup>#9</sup>	1(bio) <sup>#10</sup>	1.07	<1	<1	<1	7.79	7.93	<1	2.53	2.45	<10	<1	<1	<1	<1
	Copper (Filtered)	µg/L	0.3	NVP <sup>#2</sup>	2000 <sup>#1</sup>	3.76 <sup>#9</sup>	1(bio) <sup>#10</sup>	<0.3	<0.3	<0.3	<0.3	7.77	7.09	<1	<1.8	<0.3	<0.3	<1	<1	<0.3	<0.3
	Iron (Filtered)	µg/L	10		200 <sup>#1</sup>	1000 <sup>#3</sup>	1000 <sup>#3</sup>	3160	164	88.4	85.6	41.6	24.1	160	<114	178	35.6	<100	<100	63.9	<19
	Lead	µg/L	1	NVP <sup>#2</sup>	10 <sup>#1</sup>	1.3 <sup>#5</sup>	1.2(bio) <sup>#10</sup>	-	-	-	-	-	-	-	-	-	-	-	-	-	-
	Lead (Filtered)	µg/L	0.2	NVP <sup>#2</sup>	10 <sup>#1</sup>	1.3 <sup>#5</sup>	1.2(bio) <sup>#10</sup>	<0.2	0.29	<0.2	0.38	0.545	1.39	<1	<1.2	<0.2	<0.2	<1	<1	0.208	<0.2
	Manganese	µg/L	1		50 <sup>#1</sup>		123(bio) <sup>#11</sup>	327	262	271	215	3.92	3.8	534	20.2	387	230	168	166	117	65.7
	Manganese (Filtered)	µg/L	2		50 <sup>#1</sup>		123(bio) <sup>#11</sup>	-	-	-	-	-	-	500	-	-	198	220	220	124	58.1
	Mercury	µg/L	0.02	9.7 <sup>#12</sup>	1 <sup>#1</sup>	0.07(MAC) <sup>#13</sup>	0.07(MAC) <sup>#13</sup>	<0.02	<0.2	<0.2	<0.02	0.106	<0.02	<0.03	0.0257	<0.02	<0.02	<0.03	<0.03	<0.02	<0.02
	Mercury (Filtered)	µg/L	0.01	9.7 <sup>#12</sup>	1 <sup>#1</sup>	0.07(MAC) <sup>#13</sup>	0.07(MAC) <sup>#13</sup>	<0.01	<0.01	<0.01	0.0391	0.0595	<0.01	<0.03	0.0111	<0.01	<0.01	<0.03	<0.03	<0.01	<0.01
	Molybdenum (Filtered)	µg/L	1	NVP <sup>#2</sup>	70 <sup>#11</sup>			-	-	-	-	-	-	-	-	-	-	-	-	-	-
	Nickel	µg/L	1	NVP <sup>#2</sup>	20 <sup>#1</sup>	8.6 <sup>#5</sup>	4(bio) <sup>#10</sup>	3.76	2.7	2.07	7.53	7.67	11.4	5	36.4	30.5	<10	1	2	3.25	4.42
	Nickel (Filtered)	µg/L	0.4	NVP <sup>#2</sup>	20 <sup>#1</sup>	8.6 <sup>#5</sup>	4(bio) <sup>#10</sup>	1.79	3.05	2.71	5.33	6.22	10.3	2	30.2	27.9	3.1	<1	<1	3.23	3.72
	Selenium	µg/L	1	NVP <sup>#2</sup>	10 <sup>#1</sup>			1.95	<1	<1	<1	1.88	1.15	2	<1	<1	<10	3	5	<1	<1
	Selenium (Filtered)	µg/L	1	NVP <sup>#2</sup>	10 <sup>#1</sup>			-	-	-	-	-	-	-	-	-	-	-	-	-	-
	Strontium (Filtered)	µg/L	1					-	-	-	-	-	-	13,200	-	-	4110	3260	3190	4950	4760
	Vanadium	µg/L	1			100	20 <sup>#12</sup>	-	-	-	-	-	-	-	-	-	-	-	-	-	-
	Vanadium (Filtered)	µg/L	1			100	20 <sup>#12</sup>	-	-	-	-	-	-	-	-	-	-	-	-	-	-
	Zinc	µg/L	2	NVP <sup>#2</sup>	3000 <sup>#17</sup>	7.9 <sup>#18</sup>	10.9(bio) <sup>#10</sup>	6.29	<5	<5	<5	<5	<5	16	9.17	8.47	<50	<2	3	<5	33.9

				Location	BH2604A	OH06003	OH06003	OH06003	OH06004	OH06004	OH06005	OH06007A	OH06007A	OH06008	OH06008	OH06008	OH06008	OH06008	OH06008		
				Sampled_Date	15/12/2020	13/11/2020	13/11/2020	01/12/2020	12/11/2020	01/12/2020	29/06/2020	13/11/2020	01/12/2020	23/06/2020	30/06/2020	30/06/2020	28/07/2020	18/08/2020			
				Time																	
				Sample_Depth	5.1	7.94	7.94	18.8	8.05	6.64	5	3.23	3.36	34	11	11	8.64	8.72			
				Avg																	
Chem_Group	Analyte	Units	MDL	Arcadis GAC - Human Health - Residential	UK Drinking Water Standards	UK Estuaries and coastal waters EQS	UK Freshwater EQS														
	Zinc (Filtered)	µg/L	1	NVP <sup>#2</sup>	3000 <sup>#17</sup>	7.9 <sup>#18</sup>	10.9(bio) <sup>#10</sup>	-	-	-	-	-	-	-	-	-	-	-	-		
Inorganics	Alkalinity (Carbonate as CaCO3)	mg/L	2					-	-	-	0	-	-	-	0	0	-	-	-		
	Total Hardness	mg/l	0.35					1730	2030	2030	1730	1710	1670	-	3720	4250	1880	-	1690	1800	
	Total Hardness (Filtered)	mg/l	7					-	-	-	-	2520	-	-	-	2050	1980	-	-		
	Alkalinity (Bicarbonate as CaCO3)	mg/L	2					-	-	-	-	-	-	796	841	842	774	526			
	Alkalinity (Bicarbonate) as HCO3	mg/L	2					-	-	-	-	-	-	972	-	-	944	642			
	Alkalinity (total) as CaCO3	mg/L	2					465	935	1110	1110	1020	866	721	600	990	796	841	842	774	526
	Ammoniacal Nitrogen as N	mg/L	0.01			0.021 <sup>#3</sup>	0.6 <sup>#19</sup>	-	-	-	-	-	-	-	-	-	-	-	-		
	Ammoniacal Nitrogen as N (Filtered)	mg/L	0.01			0.021 <sup>#3</sup>	0.6 <sup>#19</sup>	4.47	21.3	20.9	17.5	0.796	2.88	15.1	11.4	27.6	14.1	10.3	10.4	22	28.4
	Ammoniacal Nitrogen as NH3 (Filtered)	mg/L	0.01					5.42	-	-	21.3	-	3.49	-	-	33.5	-	-	-	-	
	Bromide	mg/L	0.008					-	-	-	-	-	-	11.2	-	-	21.2	21.4	-	-	
	Bromide (Filtered)	mg/L	0.008					-	-	-	-	-	-	-	-	22.9	-	-	23.9	23.2	
	Calcium	mg/L	1					-	-	-	-	-	-	-	-	-	-	-	-	-	
	Calcium (Filtered)	mg/L	0.2					360	213	209	>250	657	623	857	1130	827	303	223	219	360	477
	Chloride	mg/L	1		250 <sup>#1</sup>		250 <sup>#3</sup>	-	-	-	-	-	-	-	-	-	-	-	-	-	
	Chloride (Filtered)	mg/L	1		250 <sup>#1</sup>		250 <sup>#3</sup>	1510	5440	5510	4920	170	396	2750	13,600	12,900	6150	5910	6000	6520	6630
	Cyanide (Free)	µg/L	20		50 <sup>#1</sup>	1 <sup>#3</sup>	1 <sup>#2</sup>	-	-	-	-	-	-	<20	-	-	-	<20	<20	-	-
	Cyanide (Free) (Filtered)	µg/L	2.5		50 <sup>#1</sup>	1 <sup>#3</sup>	1 <sup>#2</sup>	<2.5	<2.5	<2.5	<2.5	<2.5	<2.5	-	<2.5	<2.5	<2.5	-	-	<2.5	<2.5
	Cyanide Total	µg/L	20		50 <sup>#1</sup>	1 <sup>#3</sup>	1 <sup>#2</sup>	-	-	-	-	-	-	<20	-	-	-	<20	<20	-	-
	Cyanide Total (Filtered)	µg/L	5		50 <sup>#1</sup>	1 <sup>#3</sup>	1 <sup>#2</sup>	<5	<5	<5	11	9.63	8.24	-	<5	<5	<5	-	-	<5	<5
	cyanides-complex (Filtered)	µg/L	5		50 <sup>#1</sup>	1 <sup>#3</sup>	1 <sup>#2</sup>	<5	<5	<5	11	9.63	8.24	-	<5	<5	<5	-	-	<5	<5
	Fluoride	µg/L	100		1500 <sup>#1</sup>	5000 <sup>#8</sup>	1000 <sup>#15</sup>	-	-	-	-	-	-	200	-	-	-	200	200	-	-
	Fluoride (Filtered)	µg/L	500		1500 <sup>#1</sup>	5000 <sup>#8</sup>	1000 <sup>#15</sup>	<500	<500	<500	<500	<500	<500	-	<500	<500	<500	-	-	<500	<500
	Iodide	mg/L						-	-	-	-	-	-	-	-	<0.1	-	-	<0.1	<10	
	Iodide (Filtered)	mg/L	0.1					-	-	-	-	-	-	<0.1	-	-	<0.1	<0.1	-	-	
	Magnesium	mg/L	1					-	-	-	-	-	-	-	-	-	-	-	-	-	
	Magnesium (Filtered)	mg/L	0.036					168	339	364	271	0.207	0.118	92	3.43	370	288	362	348	332	203
	Nitrate (as N) (Filtered)	mg/L	0.2					-	-	-	-	-	-	<0.2	-	-	-	<0.2	<0.2	-	-
	Nitrate (as NO3-) (Filtered)	mg/L	0.3		50(NO3) <sup>#21</sup>			-	-	-	-	-	-	-	-	<0.3	-	-	<0.3	<0.3	
	Phosphate (as P) (Filtered)	µg/L	10					-	-	-	-	-	-	-	-	-	-	-	-	-	

				Location	BH2604A	OH06003	OH06003	OH06003	OH06004	OH06004	OH06005	OH06007A	OH06007A	OH06008	OH06008	OH06008	OH06008	OH06008			
				Sampled Date	15/12/2020	13/11/2020	13/11/2020	01/12/2020	12/11/2020	01/12/2020	29/06/2020	13/11/2020	01/12/2020	23/06/2020	30/06/2020	30/06/2020	28/07/2020	18/08/2020			
				Time																	
				Sample Depth Avg	5.1	7.94	7.94	18.8	8.05	6.64	5	3.23	3.36	34	11	11	8.64	8.72			
Chem_Group	Analyte	Units	MDL	Arcadis GAC - Human Health - Residential	UK Drinking Water Standards	UK Estuaries and coastal waters EQS	UK Freshwater EQS														
	Phosphorus	µg/L	20					-	-	-	-	-	-	-	978	-	-	1010	440		
	Phosphorus (Filtered)	µg/L	10					-	-	-	-	-	-	-	1000	-	-	910	371		
	Potassium (Filtered)	mg/L	0.2					85.6	89.4	88.1	103	86.8	88	157	186	200	116	169	183	127	122
	Sodium	mg/L	1		200 <sup>#1</sup>			-	-	-	-	-	-	-	-	-	-	-	-	-	
	Sodium (Filtered)	mg/L	0.076		200 <sup>#1</sup>			783	2640	2810	2460	239	342	2020	6630	5970	3540	3340	3280	4200	3810
	Sulphate	mg/L	3		250(SO4) <sup>#22</sup>		400 <sup>#4</sup>	-	-	-	-	-	-	-	-	-	-	-	-	-	
	Sulphate (Filtered)	mg/L	2		250(SO4) <sup>#22</sup>		400 <sup>#4</sup>	889	162	168	<2	949	937	1770	102	31.1	422	298	270	155	226
PAH	Coronene	µg/L	50					-	-	-	-	-	-	-	-	<500	<500	-	-		
	Naphthalene	µg/L	0.01	3900		2 <sup>#3</sup>	2 <sup>#3</sup>	<1 - 0.0852	<1 - 0.0648	<1 - 0.0649	<1 - 0.143	<1 - 0.0784	<1 - 0.0654	0.02	<1 - 0.0974	<1 - 0.0913	<0.02	<5 - 0.04	<5 - 0.05	<1 - 0.0234	<1 - 0.0302
	Acenaphthene	µg/L	0.005	>SOL <sup>#23</sup>			No UK EQS	<0.01	<0.01	<0.01	<0.01	<0.01	<0.01	0.01	<0.01	<0.01	<0.01	<0.04	<0.04	<0.01	<0.01
	Acenaphthylene	µg/L	0.005	>SOL <sup>#23</sup>			No UK EQS	<0.01	<0.01	<0.01	<0.01	<0.01	<0.01	<0.01	<0.01	<0.01	<0.01	<0.04	<0.04	<0.01	<0.01
	Fluoranthene	µg/L	0.005	>SOL <sup>#23</sup>		0.0063 <sup>#3</sup>	0.0063 <sup>#3</sup>	<0.01	<0.01	<0.01	<0.01	<0.01	<0.01	<0.01	<0.01	<0.01	<0.01	<0.04	<0.04	<0.01	<0.01
	Anthracene	µg/L	0.005	>SOL <sup>#23</sup>		0.1 <sup>#3</sup>	0.1 <sup>#3</sup>	<0.01	<0.01	<0.01	<0.01	<0.01	<0.01	<0.01	<0.01	<0.01	<0.01	<0.04	<0.04	<0.01	<0.01
	Phenanthrene	µg/L	0.005	>SOL <sup>#23</sup>			No UK EQS	<0.01	<0.01	<0.01	<0.01	<0.01	<0.01	0.04	<0.01	<0.01	<0.01	<0.04	<0.04	<0.01	<0.01
	Fluorene	µg/L	0.005	>SOL <sup>#23</sup>			No UK EQS	<0.01	<0.01	<0.01	<0.01	<0.01	<0.01	0.02	<0.01	<0.01	<0.01	<0.04	<0.04	<0.01	<0.01
	Chrysene	µg/L	0.005	>SOL <sup>#23</sup>			No UK EQS	<0.01	<0.01	<0.01	<0.01	<0.01	<0.01	<0.01	<0.01	<0.01	<0.01	<0.04	<0.04	<0.01	<0.01
	Pyrene	µg/L	0.005	>SOL <sup>#23</sup>			No UK EQS	<0.01	<0.01	<0.01	<0.01	<0.01	<0.01	0.02	<0.01	<0.01	<0.01	<0.04	<0.04	<0.01	<0.01
	Benzo(a)anthracene	µg/L	0.005	>SOL <sup>#23</sup>			No UK EQS	<0.01	<0.01	<0.01	<0.01	<0.01	<0.01	<0.01	<0.01	<0.01	<0.01	<0.04	<0.04	<0.01	<0.01
	Benzo(b)fluoranthene	µg/L	0.005	>SOL <sup>#23</sup>	0.025 <sup>#24</sup>	See BaP <sup>#25</sup>	See BaP <sup>#25</sup>	<0.01	<0.01	<0.01	<0.01	<0.01	<0.01	<0.01	<0.01	<0.01	<0.01	<0.04	<0.04	<0.01	<0.01
	Benzo(k)fluoranthene	µg/L	0.005	>SOL <sup>#23</sup>	0.025 <sup>#24</sup>	See BaP <sup>#25</sup>	See BaP <sup>#25</sup>	<0.01	<0.01	<0.01	<0.01	<0.01	<0.01	<0.01	<0.01	<0.01	<0.01	<0.04	<0.04	<0.01	<0.01
	Benzo(a)pyrene	µg/L	0.002	>SOL <sup>#23</sup>	0.01 <sup>#1</sup>	0.00017 <sup>#25</sup>	0.00017 <sup>#25</sup>	<0.004	<0.004	<0.004	<0.004	<0.004	<0.004	<0.01	<0.004	<0.004	<0.004	<0.04	<0.04	<0.004	<0.004
	Dibenz(a,h)anthracene	µg/L	0.005	>SOL <sup>#23</sup>			No UK EQS	<0.01	<0.01	<0.01	<0.01	<0.01	<0.01	<0.01	<0.01	<0.01	<0.01	<0.04	<0.04	<0.01	<0.01
	Benzo(g,h,i)perylene	µg/L	0.005	>SOL <sup>#23</sup>	0.025 <sup>#24</sup>	See BaP <sup>#25</sup>	See BaP <sup>#25</sup>	<0.01	<0.01	<0.01	<0.01	<0.01	<0.01	<0.01	<0.01	<0.01	<0.01	<0.04	<0.04	<0.01	<0.01
	Indeno(1,2,3-c,d)pyrene	µg/L	0.005	>SOL <sup>#23</sup>	0.025 <sup>#24</sup>	See BaP <sup>#25</sup>	See BaP <sup>#25</sup>	<0.01	<0.01	<0.01	<0.01	<0.01	<0.01	<0.01	<0.01	<0.01	<0.01	<0.04	<0.04	<0.01	<0.01
	PAH 16 Total	µg/L	0.082					<0.164	<0.164	<0.164	<0.164	<0.164	<0.164	<0.22	<0.164	<0.164	<0.164	<0.64	<0.65	<0.164	<0.164
TPH CWG	>C5-C6 Aliphatics	µg/L	10	>SOL <sup>#23</sup>	See TPH	See TPH	See TPH	<10	<10	<10	<10	23	24	<100	15	<10	20	<100	<100	<10	<10
	>C6-C7 Aliphatics	µg/L	100					-	-	-	-	-	-	<100	-	-	-	<100	<100	-	-
	>C6-C8 Aliphatics	µg/L	10	>SOL <sup>#23</sup>	See TPH	See TPH	See TPH	<10	15	13	25	367	267	<100	98	42	150	<100	<100	37	59
	>C7-C8 Aliphatics	µg/L	100					-	-	-	-	-	-	<100	-	-	-	<100	<100	-	-
	>C8-C10 Aliphatics	µg/L	10	>SOL <sup>#23</sup>	See TPH	See TPH	See TPH	<10	30	28	51	263	246	<10 - 130	269	84	153	<10	<10	68	152



				Location	BH2604A	OH06003	OH06003	OH06003	OH06004	OH06004	OH06005	OH06007A	OH06007A	OH06008	OH06008	OH06008	OH06008	OH06008	OH06008	OH06008	
				Sampled Date	15/12/2020	13/11/2020	13/11/2020	01/12/2020	12/11/2020	01/12/2020	29/06/2020	13/11/2020	01/12/2020	23/06/2020	30/06/2020	30/06/2020	28/07/2020	18/08/2020			
				Time																	
				Sample Depth Avg	5.1	7.94	7.94	18.8	8.05	6.64	5	3.23	3.36	34	11	11	8.64	8.72			
				Arcadis GAC - Human Health - Residential	UK Drinking Water Standards	UK Estuaries and coastal waters EQS	UK Freshwater EQS														
Chem_Group	Analyte	Units	MDL																		
	>C10-C12 Aliphatics	µg/L	10	>SOL <sup>#23</sup>	See TPH	See TPH	See TPH	<10	14	14	17	205	174	<10	138	47	59	<10	<10	30	38
	>C12-C16 Aliphatics	µg/L	10	>SOL <sup>#23</sup>	See TPH	See TPH	See TPH	<20	<20	<20	<20	<20	<20	<10	<20	<20	<20	<10	<10	<20	<20
	>C16-C21 Aliphatics	µg/L	10	NR <sup>#26</sup>	See TPH	See TPH	See TPH	<20	<20	<20	<20	<20	<20	28	<20	<20	<20	<10	<10	<20	<20
	>C21-C35 Aliphatics	µg/L	10	NR <sup>#26</sup>	See TPH	See TPH	See TPH	<20	<20	<20	<20	<20	<20	33	<20	<20	<20	18	<10	<20	<20
	>C16-C35 Aliphatics	µg/L	10	NR <sup>#26</sup>				<20	<20	<20	<20	<20	<20	-	<20	<20	<20	-	-	<20	<20
	>C8-C40 Aliphatics	µg/L	10					-	-	-	-	-	-	69	-	-	-	29	13	-	-
	Total Aliphatics >C12-C35	µg/L	10					<20	<20	<20	<20	<20	<20	-	<20	<20	<20	-	-	<20	<20
	>EC5-EC7 Aromatics	µg/L	5	910	See TPH	See TPH	See TPH	<10	<10	<10	<10	<10	<10	<100	<10	<10	-	<100	<100	-	-
	>EC6-EC7 Aromatics	µg/L	10					-	-	-	-	-	-	-	-	-	<10	-	-	<10	<10
	>EC7-EC8 Aromatics	µg/L	5	>SOL <sup>#23</sup>	See TPH	See TPH	See TPH	<10	<10	<10	<10	<10	<10	<100	<10	<10	<10	<100	<100	<10	<10
	>EC8-EC10 Aromatics	µg/L	10	8900	See TPH	See TPH	See TPH	<10	35	33	72	240	241	<10	302	125	102	<10	<10	115	101
	>EC10-EC12 Aromatics	µg/L	10	8000	See TPH	See TPH	See TPH	<10	<10	<10	12	137	116	<10	92	31	39	<10	<10	20	25
	>EC8-EC40 Aromatics	µg/L	10					-	-	-	-	-	-	50	-	-	-	32	27	-	-
	>EC12-EC16 Aromatics	µg/L	10	>SOL <sup>#23</sup>	See TPH	See TPH	See TPH	<20	<20	<20	<20	49	<20	<10	20	<20	<20	<10	<10	<20	<20
	>EC16-EC21 Aromatics	µg/L	10	NR <sup>#26</sup>	See TPH	See TPH	See TPH	<20	<20	<20	<20	<20	<20	24	<20	<20	<20	<10	<10	<20	<20
	>EC21-EC35 Aromatics	µg/L	10	NR <sup>#26</sup>	See TPH	See TPH	See TPH	<20	<20	<20	<20	<20	<20	21	<20	<20	<20	10	10	<20	<20
	Total Aromatics >EC12-EC35	µg/L	10					<20	<20	<20	<20	49	<20	-	20	<20	<20	-	-	<20	<20
	TPH >C5-C35 Aliphatics/Aromatics	µg/L	10	na <sup>#27</sup>	10 <sup>#28</sup>	150 <sup>#29</sup>	150 <sup>#29</sup>	<10	112	104	183	1290	1070	-	937	337	522	-	-	278	380
TPH	>C5-C6	µg/L	100					-	-	-	-	-	-	<100	-	-	-	<100	<100	-	-
	>C6-C7	µg/L	100					-	-	-	-	-	-	<100	-	-	-	<100	<100	-	-
	>C7-C8	µg/L	100					-	-	-	-	-	-	<100	-	-	-	<100	<100	-	-
	>C8-C10	µg/L	100					-	-	-	-	-	-	188	-	-	-	<100	<100	-	-
	GRO	µg/L	100					-	-	-	-	-	-	321	-	-	-	<100	<100	-	-
	GRO >C5-12	µg/L	50					<50	111	104	184	1240	1070	-	917	337	522	-	-	278	380
BTEX and MTBE	Benzene	µg/L	1	910	1 <sup>#1</sup>	8 <sup>#3</sup>	10 <sup>#3</sup>	<1	<1	<1	<1	<1	<1	<1	<1	<1	<1	<1	<1	<1	<1
	Toluene	µg/L	1	>SOL <sup>#23</sup>	700 <sup>#30</sup>	74 <sup>#3</sup>	74 <sup>#3</sup>	<1	<4 - 2.15	<4 - 1.68	<4 - 2.19	<4 - 1.29	<1	<1	<4 - 2.17	<4 - 2.41	<1	<1	<1	<1	<1
	Ethylbenzene	µg/L	1	55000	300 <sup>#30</sup>	20 <sup>#31</sup>	20 <sup>#31</sup>	<1	<1	<1	<1	<1 - 59	<1 - 69	<1	<1 - 89	<1 - 25	<1	<1	<1	<1 - 26	<1
	Xylene (m & p)	µg/L	1	22500	250 <sup>#33</sup>	15 <sup>#34</sup>	15 <sup>#34</sup>	<1	<8 - 1.83	<8 - 1.53	<8 - 2.24	<1	<1	<1 - 56	<1	<8 - 1.31	<1	<1	<1	<1	<1
	Xylene (o)	µg/L	1	22500	250 <sup>#33</sup>	15 <sup>#34</sup>	15 <sup>#34</sup>	<1	<1 - 12	<1 - 11	1.48 - 34	<1 - 4	<1 - 8	<1	<1 - 33	<1 - 43	<1	<1	<1	<1 - 44	<1
	Xylene Total	µg/L	2	45000	500 <sup>#30</sup>	30 <sup>#4</sup>	30 <sup>#4</sup>	<11	12	11	34	<11	<11	<2 - 56	33	43	<2	<2	<2	<2 - 44	<2

				Location	BH2604A	OH06003	OH06003	OH06003	OH06004	OH06004	OH06005	OH06007A	OH06007A	OH06008	OH06008	OH06008	OH06008	OH06008	OH06008		
				Sampled_Date	15/12/2020	13/11/2020	13/11/2020	01/12/2020	12/11/2020	01/12/2020	29/06/2020	13/11/2020	01/12/2020	23/06/2020	30/06/2020	30/06/2020	28/07/2020	18/08/2020			
				Sample_Depth	5.1	7.94	7.94	18.8	8.05	6.64	5	3.23	3.36	34	11	11	8.64	8.72			
				Avg																	
Chem_Group	Analyte	Units	MDL	Arcadis GAC - Human Health - Residential	UK Drinking Water Standards	UK Estuaries and coastal waters EQS	UK Freshwater EQS														
	MTBE	µg/L	1	390000	15 <sup>#35</sup>	15 <sup>#35</sup>	15 <sup>#36</sup>	<1	<1	<1	<3 - 1.22	<1	<1	<1	<1	<1	<1	<1	<1		
	Total BTEX	µg/L	28					<28	<28	<28	34	59	69	-	122	68	<28	-	-	70	<28
VOC	Styrene	µg/L	1			50 <sup>#4</sup>	50 <sup>#4</sup>	<1	<1	<1	<1	<1	<1	-	<1	<1	<1	<1	<1	<1	
	cis-1,3-dichloropropene	µg/L	1					<1	<1	<1	<1	<1	<1	-	<1	<1	<1	<1	<1	<1	
	trans-1,3-dichloropropene	µg/L	1					<1	<1	<1	<1	<1	<1	-	<1	<1	<1	<1	<1	<1	
	1,1,1,2-tetrachloroethane	µg/L	1				70 <sup>#37</sup>	<1	<1	<1	<1	<1	<1	-	<1	<1	<1	<1	<1	<1	
	1,1,1-trichloroethane	µg/L	1	270000	2000 <sup>#38</sup>	100 <sup>#4</sup>	100 <sup>#4</sup>	<1	<1	<1	<1	<1	<1	-	<1	<1	<1	<1	<1	<1	
	1,1,2,2-tetrachloroethane	µg/L	1				70 <sup>#37</sup>	<1	<1	<1	<1	<1	<1	-	<1	<1	<1	<1	<1	<1	
	1,1,2-trichloroethane	µg/L	1			300 <sup>#4</sup>	400 <sup>#4</sup>	<1	<1	<1	<1	<1	<1	-	<1	<1	<1	<1	<1	<1	
	1,1-dichloroethane	µg/L	1	30000	2.8 <sup>#39</sup>			<1	<1	<1	<1	<1	<1	-	<1	<1	<1	<1	<1	<1	
	1,1-dichloroethene	µg/L	1	14000	140 <sup>#40</sup>			<1	<1	<1	<1	<1	<1	-	<1	<1	<1	<1	<1	<1	
	1,1-dichloropropene	µg/L	1					<1	<1	<1	<1	<1	<1	-	<1	<1	<1	<1	<1	<1	
	1,2,3-trichloropropane	µg/L	1					<1	<1	<1	<1	<1	<1	-	<1	<1	<1	<1	<1	<1	
	1,2,4-trimethylbenzene	µg/L	1					<1	<1	<1	<1	<1	<1	-	<1	<1	<1	<1	<1	<1	
	1,2-dibromo-3-chloropropane	µg/L	1					<1	<1	<1	<1	<1	<1	-	<1	<1	<1	<5	<5	<1	<1
	1,2-dibromoethane	µg/L	1					<1	<1	<1	<1	<1	<1	-	<1	<1	<1	<1	<1	<1	<1
	1,2-dichloroethane	µg/L	1	63	3 <sup>#1</sup>	10 <sup>#3</sup>	10 <sup>#3</sup>	<1	<1	<1	<1	<1	<1	-	<1	<1	<1	<1	<1	<1	<1
	1,2-dichloropropane	µg/L	1					<1	<1	<1	<1	<1	<1	-	<1	<1	<1	<1	<1	<1	<1
	1,3,5-trimethylbenzene	µg/L	1					<1	<1	<1	<1	<1	<1	-	<1	<1	<1	<1	<1	<1	<1
	1,3-dichloropropane	µg/L	1					<1	<1	<1	<1	<1	<1	-	<1	<1	<1	<1	<1	<1	<1
	2,2-dichloropropane	µg/L	1					<1	<1	<1	<1	<1	<1	-	<1	<1	<1	<1	<1	<1	<1
	2-chlorotoluene	µg/L	1					<1	<1	<1	<1	<1	<1	-	<1	<1	<1	<1	<1	<1	<1
	4-chlorotoluene	µg/L	1					<1	<1	<1	<1	<1	<1	-	<1	<1	<1	<1	<1	<1	<1
	Bromobenzene	µg/L	1					<1	<1	<1	<1	<1	<1	-	<1	<1	<1	<1	<1	<1	<1
	Bromochloromethane	µg/L	1					<1	<1	<1	<1	<1	<1	-	<1	<1	<1	<1	<1	<1	<1
	Bromodichloromethane	µg/L	1		25 <sup>#41</sup>			<1	<1	<1	<1	<1	<1	-	<1	<1	<1	<1	<1	<1	<1
	Bromoform	µg/L	1		25 <sup>#41</sup>			<1	<1	<1	<1	<1	<1	-	<1	<1	<1	<1	<1	<1	<1
	Bromomethane	µg/L	1					<1	<1	<1	<1	<1	<1	-	<1	<1	<1	<1	<1	<1	<1
	Carbon disulfide	µg/L	1		2.26	1.9	1.95	<1	2.26	1.9	1.95	<1	<1	-	<1	3.37	7.9	-	-	<1	<1
	Carbon tetrachloride	µg/L	1		3 <sup>#1</sup>	12 <sup>#3</sup>	12 <sup>#3</sup>	<1	<1	<1	<1	<1	<1	-	<1	<1	<1	<1	<1	<1	<1

				Location	BH2604A	OH06003	OH06003	OH06003	OH06004	OH06004	OH06005	OH06007A	OH06007A	OH06008	OH06008	OH06008	OH06008	OH06008	OH06008
				Sampled Date	15/12/2020	13/11/2020	13/11/2020	01/12/2020	12/11/2020	01/12/2020	29/06/2020	13/11/2020	01/12/2020	23/06/2020	30/06/2020	30/06/2020	28/07/2020	18/08/2020	
				Sample Depth	5.1	7.94	7.94	18.8	8.05	6.64	5	3.23	3.36	34	11	11	8.64	8.72	
				Avg															
Chem_Group	Analyte	Units	MDL	Arcadis GAC - Human Health - Residential	UK Drinking Water Standards	UK Estuaries and coastal waters EQS	UK Freshwater EQS												
	Chlorodibromomethane	µg/L	1		25 <sup>#41</sup>			<1	<1	<1	<1	<1	<1	<1	<1	<1	<1	<1	<1
	Chloroethane	µg/L	1					<1	<1	<1	<1	<1	<1	<1	<1	<1	<1	<1	<1
	Chloroform	µg/L	1	15000	25 <sup>#41</sup>	2.5 <sup>#3</sup>	2.5 <sup>#3</sup>	<1	<1	<1	<1	<1	<1	<1	<1	<1	<1	<1	<1
	Chloromethane	µg/L	1					<1	<1	<1	<1	<1	<1	<1	<1	<1	<1	<1	<1
	cis-1,2-dichloroethene	µg/L	1	2200	25 <sup>#42</sup>			<1	<1	<1	<1	<1	<1	<1	<1	<1	<1	<1	<1
	Dibromomethane	µg/L	1					<1	<1	<1	<1	<1	<1	<1	<1	<1	<1	<1	<1
	Dichlorodifluoromethane	µg/L	1					<1	<1	<1	<1	<1	<1	<1	<1	<1	<1	<1	<1
	Dichloromethane	µg/L	3			20 <sup>#3</sup>	20 <sup>#3</sup>	<3	<3	<3	<3	<3	<3	<3	<3	-	-	<3	<3
	Isopropylbenzene	µg/L	1					<1	<1	<1	<1	<1	<1	<1	<1	<1	<1	<1	<1
	n-butylbenzene	µg/L	1					<1	<1	<1	<1	<1	<1	<1	<1	<1	<1	<1	<1
	n-propylbenzene	µg/L	1					<1	<1	<1	<1	<1	<1	<1	<1	<1	<1	<1	<1
	p-isopropyltoluene	µg/L	1					<1	<1	<1	<1	<1	<1	<1	<1	<1	<1	<1	<1
	sec-butylbenzene	µg/L	1					<1	<1	<1	<1	<1	<1	<1	<1	<1	<1	<1	<1
	Trichloroethene	µg/L	1	260	5 <sup>#43</sup>	10 <sup>#3</sup>	10 <sup>#3</sup>	<1	<1	<1	<1	<1	<1	<1	<1	<1	<1	<1	<1
	tert-butylbenzene	µg/L	1					<1	<1	<1	<1	<1	<1	<1	<1	<1	<1	<1	<1
	Tetrachloroethene	µg/L	1	2700	5 <sup>#43</sup>	10 <sup>#3</sup>	10 <sup>#3</sup>	<1	<1	<1	<1	<1	<1	<1	<1	<1	<1	<1	<1
	trans-1,2-dichloroethene	µg/L	1	7100	25 <sup>#42</sup>			<1	<1	<1	<1	<1	<1	<1	<1	<1	<1	<1	<1
	Trichlorofluoromethane	µg/L	1					<1	<1	<1	<1	<1	<1	<1	<1	<1	<1	<1	<1
	Vinyl chloride	µg/L	1	97	0.5 <sup>#1</sup>			<1	<1	<1	<1	<1	<1	<1	<1	<1	<1	<1	<1
	tert-Amyl methyl ether	µg/L	1					<1	<1	<1	<1	<1	<1	<1	<1	-	-	<1	<1
VOC/SVOC	1,2,3-trichlorobenzene	µg/L	0.01			0.13 <sup>#44</sup>	0.13 <sup>#44</sup>	<1	<1	<1	<1	<1	<1	<0.01	<1	<1	<1	<1	<1
	1,2,4-trichlorobenzene	µg/L	0.01			0.13 <sup>#44</sup>	0.13 <sup>#44</sup>	<1	<1	<1	<1	<1	<1	<0.01	<5	<5	<1	<1	<1
	1,2-dichlorobenzene	µg/L	1			6.7 <sup>#45</sup>	6.7 <sup>#45</sup>	<1	<1	<1	<1	<1	<1	<1	<5	<5	<1	<1	<1
	1,3,5-Trichlorobenzene	µg/L	0.01			0.13 <sup>#44</sup>	0.13 <sup>#44</sup>	<1	<1	<1	<1	<1	<1	<0.01	-	-	<1	<1	<1
	1,3-dichlorobenzene	µg/L	1			6.7 <sup>#45</sup>	6.7 <sup>#45</sup>	<1	<1	<1	<1	<1	<1	<1	<1	<1	<1	<1	<1
	1,4-dichlorobenzene	µg/L	1			6.7 <sup>#45</sup>	6.7 <sup>#45</sup>	<1	<1	<1	<1	<1	<1	<1	<1	<1	<1	<1	<1
	Chlorobenzene	µg/L	1	2400	100 <sup>#46</sup>			<1	<1	<1	<1	<1	<1	<1	<1	<1	<1	<1	<1
	Hexachlorobutadiene	µg/L	0.01			0.6(MAC) <sup>#13</sup>	0.6(MAC) <sup>#13</sup>	<1	<1	<1	<1	<1	<1	<0.01	<5	<5	<1	<1	<1
SVOC	Benzyl alcohol	µg/L	5					-	-	-	-	-	-	-	<50	<50	-	-	-
	Diphenyl ether	mg/L	0.002					-	-	-	-	-	-	-	0.182	0.176	-	-	-

				Location	BH2604A	OH06003	OH06003	OH06003	OH06004	OH06004	OH06005	OH06007A	OH06007A	OH06008	OH06008	OH06008	OH06008	OH06008	OH06008		
				Sampled_Date	15/12/2020	13/11/2020	13/11/2020	01/12/2020	12/11/2020	01/12/2020	29/06/2020	13/11/2020	01/12/2020	23/06/2020	30/06/2020	30/06/2020	28/07/2020	18/08/2020			
				Sample_Depth	5.1	7.94	7.94	18.8	8.05	6.64	5	3.23	3.36	34	11	11	8.64	8.72			
				Avg																	
Chem_Group	Analyte	Units	MDL	Arcadis GAC - Human Health - Residential	UK Drinking Water Standards	UK Estuaries and coastal waters EQS	UK Freshwater EQS														
	4-bromophenyl phenyl ether	µg/L	1					<1	<4	<4	<10	<4	<1	-	<4	<10	<2	<50	<50	<8	<10
	4-nitroaniline	µg/L	1					<1	<4	<4	<10	<4	<1	-	<4	<10	<2	<50	<50	<8	<10
	4-nitrophenol	µg/L	1					<1	<4	<4	<10	<4	<1	-	<4	<10	<2	<500	<500	<8	<10
	1,1-Biphenyl	µg/L	2			25	25 <sup>93</sup>	-	-	-	-	-	-	-	-	-	<20	<20	-	-	
	1,2,3,4-tetrachlorobenzene	µg/L	0.01					-	-	-	-	-	-	-	-	-	-	-	-	-	
	1-Methylnaphthalene	µg/L	2					-	-	-	-	-	-	-	-	-	<20	<20	-	-	
	2,4,5-trichlorophenol	µg/L	1					<1	<4	<4	<10	<4	<1	-	<4	<10	<2	<200	<200	<8	<10
	2,4,6-trichlorophenol	µg/L	1					<1	<4	<4	<10	<4	<1	-	<4	<10	<2	<200	<200	<8	<10
	2,4-dichlorophenol	µg/L	1			0.42 <sup>93</sup>	4.2 <sup>93</sup>	<1	<4	<4	<10	<4	<1	-	<4	<10	<2	<200	<200	<8	<10
	2,4-dimethylphenol	µg/L	1					<1	<4	<4	<10	<4	<1	-	<4	<10	<2	<200	<200	<8	<10
	2,4-dinitrophenol	µg/L	10					-	-	-	-	-	-	-	-	-	<100	<100	-	-	
	2,4-dinitrotoluene	µg/L	1					<1	<4	<4	<10	<4	<1	-	<4	<10	<2	<50	135	<8	<10
	2,6-dinitrotoluene	µg/L	1					<1	<4	<4	<10	<4	<1	-	<4	<10	<2	<50	<50	<8	<10
	2-chloronaphthalene	µg/L	1					<1	<4	<4	<10	<4	<1	-	<4	<10	<2	<20	<20	<8	<10
	2-chlorophenol	µg/L	1			50 <sup>94</sup>	50 <sup>94</sup>	<1	<4	<4	<10	<4	<1	-	<4	<10	<2	<200	<200	<8	<10
	2-methylnaphthalene	µg/L	1					<1	<4	<4	<10	<4	<1	-	<4	<10	<2	<20	<20	<8	<10
	2-methylphenol	µg/L	1					<1	<4	<4	<10	<4	<1	-	<4	<10	<2	<50	<50	<8	<10
	2-nitroaniline	µg/L	1					<1	<4	<4	<10	<4	<1	-	<4	<10	<2	<50	<50	<8	<10
	2-nitrophenol	µg/L	1					<1	<4	<4	<10	<4	<1	-	<4	<10	<2	<200	<200	<8	<10
	3-nitroaniline	µg/L	1					<1	<4	<4	<10	<4	<1	-	<4	<10	<2	<50	<50	<8	<10
	4,6-Dinitro-2-methylphenol	µg/L	50					-	-	-	-	-	-	-	-	<0.03	<500	<500	-	-	
	4-chloro-3-methylphenol	µg/L	1			40 <sup>94</sup>	40 <sup>94</sup>	<1	<4	<4	<10	<4	<1	-	<4	<10	<2	<50	<50	<8	<10
	4-chloroaniline	µg/L	1					<1	<4	<4	<10	<4	<1	-	<4	<10	<2	<50	<50	<8	<10
	4-chlorophenol	µg/L	20			50 <sup>94</sup>	50 <sup>94</sup>	-	-	-	-	-	-	-	-	-	<200	<200	-	-	
	4-chlorophenyl phenyl ether	µg/L	1					<1	<4	<4	<10	<4	<1	-	<4	<10	<2	<50	<50	<8	<10
	4-methylphenol	µg/L	1					<1	<4	<4	14.8	<4	<1	-	22.6	19.1	8.49	-	-	<8	<10
	Azobenzene	µg/L	1					<1	<4	<4	<10	<4	<1	-	<4	<10	<2	<500	<500	<8	<10
	Benzoic Acid	µg/L	100					-	-	-	-	-	-	-	-	-	<1000	<1000	-	-	
	Bis(2-chloroethoxy) methane	µg/L	1					<1	<4	<4	<10	<4	<1	-	<4	<10	<2	<50	<50	<8	<10
	Bis(2-chloroethyl)ether	µg/L	1					<1	<4	<4	<10	<4	<1	-	<4	<10	<2	<50	<50	<8	<10

				Location	BH2604A	OH06003	OH06003	OH06003	OH06004	OH06004	OH06004	OH06005	OH06007A	OH06007A	OH06008	OH06008	OH06008	OH06008	OH06008		
				Sampled_Date	15/12/2020	13/11/2020	13/11/2020	01/12/2020	12/11/2020	01/12/2020	29/06/2020	13/11/2020	01/12/2020	23/06/2020	30/06/2020	30/06/2020	28/07/2020	18/08/2020			
				Sample_Depth	5.1	7.94	7.94	18.8	8.05	6.64	5	3.23	3.36	34	11	11	8.64	8.72			
				Avg																	
Chem_Group	Analyte	Units	MDL	Arcadis GAC - Human Health - Residential	UK Drinking Water Standards	UK Estuaries and coastal waters EQS	UK Freshwater EQS														
	Bis(2-chloroisopropyl) ether	µg/L	5					-	-	-	-	-	-	-	-	<50	<50	-	-		
	Bis(2-ethylhexyl) phthalate	µg/L	2			1.3 <sup>#3</sup>	1.3 <sup>#3</sup>	<2	<8	<8	<20	<8	<2	-	<8	<20	<4	<50	<50	<16	<20
	Butyl benzyl phthalate	µg/L	1			0.75 <sup>#3</sup>	7.5 <sup>#3</sup>	<1	<4	<4	<10	<4	<1	-	<4	<10	<2	<50	<50	<8	<10
	Carbazole	µg/L	1					<1	<4	<4	<10	<4	<1	-	<4	<10	<2	<500	<500	<8	<10
	Dibenzofuran	µg/L	1					<1	<4	<4	<10	<4	<1	-	<4	<10	<2	<50	<50	<8	<10
	Diethylphthalate	µg/L	1			200 <sup>#4</sup>	200 <sup>#4</sup>	<1	<4	<4	<10	<4	<1	-	<4	<10	<2	<50	<50	<8	<10
	Dimethyl phthalate	µg/L	1			800 <sup>#4</sup>	800 <sup>#4</sup>	<1	<4	<4	<10	<4	<1	-	<4	<10	<2	<50	<50	<8	<10
	Di-n-butyl phthalate	µg/L	1			8 <sup>#4</sup>	8 <sup>#4</sup>	<1	<4	<4	<10	<4	<1	-	<4	<10	<2	<50	59	<8	<10
	Di-n-octyl phthalate	µg/L	2			20 <sup>#4</sup>	20 <sup>#4</sup>	<5	<20	<20	<50	<20	<5	-	<20	<50	<10	<20	<20	<40	<50
	Hexachlorobenzene	µg/L	0.01			0.05(MAC) <sup>#13</sup>	0.05(MAC) <sup>#13</sup>	<1	<4	<4	<10	<4	<1	-	<4	<10	<0.01	<50	<50	<8	<10
	Hexachlorocyclopentadiene	µg/L	1					<1	<4	<4	<10	<4	<1	-	<4	<10	<2	<50	<50	<8	<10
	Hexachloroethane	µg/L	1					<1	<4	<4	<10	<4	<1	-	<4	<10	<2	<50	<50	<8	<10
	Isophorone	µg/L	1					<1	<4	<4	<10	<4	<1	-	<4	<10	<2	<50	231	<8	<10
	Nitrobenzene	µg/L	1					<1	<4	<4	<10	<4	<1	-	<4	<10	<2	<50	<50	<8	<10
	N-nitrosodi-n-propylamine	µg/L	1					<1	<4	<4	<10	<4	<1	-	<4	<10	<2	<50	<50	<8	<10
	n-Nitrosodiphenylamine	µg/L	5					-	-	-	-	-	-	-	-	<50	<50	-	-	-	-
	Pentachlorobenzene	µg/L	0.01			0.0007 <sup>#3</sup>	0.007 <sup>#3</sup>	-	-	-	-	-	-	-	-	<0.01	-	-	-	-	-
	Pentachloronitrobenzene	µg/L	0.01					-	-	-	-	-	-	-	-	<0.01	-	-	-	-	-
	Pentachlorophenol	µg/L	1			0.4 <sup>#3</sup>	0.4 <sup>#3</sup>	<1	<4	<4	<10	<4	<1	-	<4	<10	<2	<500	<500	<8	<10
PCB	Heptachlorobiphenyl, 2,3,3,4,4,5,5- (PCB 189)	µg/L	0.01					-	-	-	-	<0.04	-	-	<0.03	<0.04	<0.04	<0.04	<0.03	<0.03	
	Hexachlorobiphenyl, 2,3,3,4,4,5- (PCB 156)	µg/L	0.01					-	-	-	-	<0.04	-	-	<0.03	<0.04	<0.04	<0.04	<0.03	<0.03	
	Hexachlorobiphenyl, 2,3,3,4,4,5- (PCB 157)	µg/L	0.01					-	-	-	-	<0.04	-	-	<0.03	<0.04	<0.04	<0.04	<0.03	<0.03	
	Hexachlorobiphenyl, 2,3,4,4,5,5- (PCB 167)	µg/L	0.01					-	-	-	-	<0.04	-	-	<0.03	<0.04	<0.04	<0.04	<0.03	<0.03	
	Hexachlorobiphenyl, 3,3,4,4,5,5- (PCB 169)	µg/L	0.01					-	-	-	-	<0.04	-	-	<0.03	<0.04	<0.04	<0.04	<0.03	<0.03	
	PCB 101	µg/L	0.01					-	-	-	-	<0.04	-	-	<0.03	<0.04	<0.04	<0.04	<0.03	<0.03	
	PCB 118	µg/L	0.01					-	-	-	-	<0.04	-	-	<0.03	<0.04	<0.04	<0.04	<0.03	<0.03	
	PCB 138	µg/L	0.01					-	-	-	-	<0.04	-	-	<0.03	<0.04	<0.04	<0.04	<0.03	<0.03	
	PCB 153	µg/L	0.01					-	-	-	-	<0.04	-	-	<0.03	<0.04	<0.04	<0.04	<0.03	<0.03	
	PCB 180	µg/L	0.01					-	-	-	-	<0.04	-	-	<0.03	<0.04	<0.04	<0.04	<0.03	<0.03	
	PCB 28	µg/L	0.01					-	-	-	-	<0.04	-	-	<0.03	<0.04	<0.04	<0.04	<0.03	<0.03	

				Location	BH2604A	OH06003	OH06003	OH06003	OH06004	OH06004	OH06004	OH06005	OH06007A	OH06007A	OH06008	OH06008	OH06008	OH06008	OH06008		
				Sampled_Date	15/12/2020	13/11/2020	13/11/2020	01/12/2020	12/11/2020	01/12/2020	29/06/2020	13/11/2020	01/12/2020	23/06/2020	30/06/2020	30/06/2020	28/07/2020	18/08/2020			
				Sample_Time																	
				Sample_Depth	5.1	7.94	7.94	18.8	8.05	6.64	5	3.23	3.36	34	11	11	8.64	8.72			
				Avg																	
				Arcadis GAC - Human Health - Residential	UK Drinking Water Standards	UK Estuaries and coastal waters EQS	UK Freshwater EQS														
Chem_Group	Analyte	Units	MDL																		
	PCB 52	µg/L	0.01	-	-	-	-	-	-	-	-	<0.04	-	-	<0.03	<0.04	<0.04	<0.03	<0.03		
	Pentachlorobiphenyl, 2,3,3,4,4,- (PCB 105)	µg/L	0.01	-	-	-	-	-	-	-	-	<0.04	-	-	<0.03	<0.04	<0.04	<0.03	<0.03		
	Pentachlorobiphenyl, 2,3,4,4,5- (PCB 114)	µg/L	0.01	-	-	-	-	-	-	-	-	<0.04	-	-	<0.03	<0.04	<0.04	<0.03	<0.03		
	Pentachlorobiphenyl, 2,3,4,4,5- (PCB 123)	µg/L	0.01	-	-	-	-	-	-	-	-	<0.04	-	-	<0.03	<0.04	<0.04	<0.03	<0.03		
	Pentachlorobiphenyl, 3,3,4,4,5- (PCB 126)	µg/L	0.01	-	-	-	-	-	-	-	-	<0.04	-	-	<0.03	<0.04	<0.04	<0.03	<0.03		
	Tetrachlorobiphenyl, 3,3,4,4- (PCB 77)	µg/L	0.01	-	-	-	-	-	-	-	-	<0.04	-	-	<0.03	<0.04	<0.04	<0.03	<0.03		
	Tetrachlorobiphenyl, 3,4,4,5- (PCB 81)	µg/L	0.01	-	-	-	-	-	-	-	-	<0.04	-	-	<0.03	<0.04	<0.04	<0.03	<0.03		
	Total PCB 7 Congeners	µg/L	0.105	-	-	-	-	-	-	-	-	-	-	-	<0.21	-	-	<0.21	<0.21		
Phenolics	Xylenols (Filtered)	µg/L	0.5	<0.5	<2.5	<2.5	<5	0.72	2.76	-	<5	<2.5	1.64	-	-	-	<8	1.47			
	3-&4-methylphenol	µg/L	20	-	-	-	-	-	-	-	-	-	-	-	<200	<200	-	-			
	Trimethylphenols	µg/L	0.5	-	-	-	-	-	-	-	-	-	-	-	-	-	-	-			
	Trimethylphenols (Filtered)	µg/L	0.5	-	-	-	-	-	-	-	<10	-	-	-	<0.5	<0.5	-	-			
	Cresol Total	µg/L	0.5	-	-	-	-	-	-	-	-	-	-	-	-	-	-	-			
	Cresol Total (Filtered)	µg/L	0.5	<0.5	3.76	3.61	19.2	1.5	1.74	276.8	28.5	20.2	13.8	12.8	12.1	<6	5.27				
	Dimethylphenols	µg/L	0.5	-	-	-	-	-	-	-	-	-	-	-	-	-	-	-			
	Dimethylphenols (Filtered)	µg/L	0.5	-	-	-	-	-	-	-	41.1	-	-	-	<0.5	<0.5	-	-			
	Phenol	µg/L	0.5	1200000	5800 <sup>#39</sup>	7.7 <sup>#3</sup>	7.7 <sup>#3</sup>	<1	<4	<4	<10	<4	2.69	-	11.1	<10	<2	<200	<200	<8	<10
	Phenol (Filtered)	µg/L	0.5	1200000	5800 <sup>#39</sup>	7.7 <sup>#3</sup>	7.7 <sup>#3</sup>	<0.5	8.33	8.87	<5	3.22	7.05	195.8	22	13.8	<0.5	1.6	2.3	<2	<0.5
	Phenols Monohydric (Filtered)	µg/L	0.5	<0.5	12.1	12.5	19.2	5.44	11.6	-	50.5	34	15.4	-	-	-	<16	6.74			
PFAS	Branched PFOS	µg/L	0.002	-	-	-	-	-	-	-	-	-	-	-	-	-	-	<0.002	-		
	Linear PFOS(Perfluoro-1-octanesulfonate)	µg/l	0.0013	-	-	-	-	-	-	-	-	-	-	-	-	-	-	<0.0013	-		
	Perfluoro-1-butanesulfonate	µg/L	0.002	-	-	-	-	-	-	-	-	-	-	-	-	-	-	<0.002	-		
	Perfluoro-1-hexanesulfonate	µg/L	0.002	-	-	-	-	-	-	-	-	-	-	-	-	-	-	<0.002	-		
	Perfluorooctanoate (PFOA)	µg/L	0.0013	-	-	-	-	-	-	-	-	-	-	-	-	-	-	<0.0013	-		
	Perfluoro-1-decanesulfonate	µg/L	0.002	-	-	-	-	-	-	-	-	-	-	-	-	-	-	<0.002	-		
	Perfluoro-1-heptanesulfonate	µg/L	0.002	-	-	-	-	-	-	-	-	-	-	-	-	-	-	<0.002	-		
	Perfluoro-n-butanoic acid	µg/L	0.004	-	-	-	-	-	-	-	-	-	-	-	-	-	-	<0.02	-		
	Perfluoro-n-decanoic acid	µg/L	0.002	-	-	-	-	-	-	-	-	-	-	-	-	-	-	<0.002	-		
	Perfluoro-n-heptanoic acid	µg/L	0.002	-	-	-	-	-	-	-	-	-	-	-	-	-	-	<0.002	-		
	Perfluoro-n-hexanoic acid	µg/L	0.002	-	-	-	-	-	-	-	-	-	-	-	-	-	-	<0.01	-		

				Location	BH2604A	OH06003	OH06003	OH06003	OH06004	OH06004	OH06005	OH06007A	OH06007A	OH06008	OH06008	OH06008	OH06008	OH06008	OH06008	
				Sampled Date	15/12/2020	13/11/2020	13/11/2020	01/12/2020	12/11/2020	01/12/2020	29/06/2020	13/11/2020	01/12/2020	23/06/2020	30/06/2020	30/06/2020	28/07/2020	18/08/2020		
				Sample Depth	5.1	7.94	7.94	18.8	8.05	6.64	5	3.23	3.36	34	11	11	8.64	8.72		
				Avg																
				Arcadis GAC - Human Health - Residential	UK Drinking Water Standards	UK Estuaries and coastal waters EQS	UK Freshwater EQS													
Chem_Group	Analyte	Units	MDL																	
	Perfluoro-n-pentanoic acid	µg/L	0.002	-	-	-	-	-	-	-	-	-	-	-	-	-	-	-	<0.002	-
	Perfluoro-n-dodecanoic acid	µg/L	0.002	-	-	-	-	-	-	-	-	-	-	-	-	-	-	-	<0.002	-
	Perfluoro-n-nonanoic acid	µg/L	0.002	-	-	-	-	-	-	-	-	-	-	-	-	-	-	-	<0.002	-
	Perfluoro-n-undecanoic acid	µg/L	0.002	-	-	-	-	-	-	-	-	-	-	-	-	-	-	-	<0.002	-
	Perfluorooctanesulfonamide	µg/L	0.004	-	-	-	-	-	-	-	-	-	-	-	-	-	-	-	<0.004	-
	Total PFOS	µg/L	0.002	-	-	0.01 <sup>#47</sup>	0.00013 <sup>#48</sup>	0.00065 <sup>#48</sup>	-	-	-	-	-	-	-	-	-	-	<0.002	-
Organotins	Tributyltin	µg/L	0.001	-	-	-	0.0002 <sup>#3</sup>	0.0002 <sup>#3</sup>	-	-	<0.4	-	-	<0.006	<0.1	<0.1	<0.001	<0.001	<0.001	
Pesticides	1-(3,4-Dichlorophenyl) urea (DCPU)	µg/l		-	-	-	-	-	-	-	-	-	-	<0.2	-	-	-	-	-	
	2-(4-Chlorophenoxy)propionic acid, 4-CPP	µg/l		-	-	-	-	-	-	-	-	-	-	<0.05	-	-	-	-	-	
	2-amino-N-(isopropyl)benzamide	µg/l		-	-	-	-	-	-	-	-	-	-	<0.2	-	-	-	-	-	
	2-Chloro-2,6-diethylacetanilide	µg/l		-	-	-	-	-	-	-	-	-	-	<0.1	-	-	-	-	-	
	Acibenzolar-S-methyl	µg/l		-	-	-	-	-	-	-	-	-	-	<0.3	-	-	-	-	-	
	Aminopyralid	µg/l		-	-	-	-	-	-	-	-	-	-	<0.1	-	-	-	-	-	
	Azoxystrobin	µg/L		-	-	-	-	-	-	-	-	-	-	<0.1	-	-	-	-	-	
	BAM	µg/l		-	-	-	-	-	-	-	-	-	-	<0.1	-	-	-	-	-	
	Benalaxyl	µg/l		-	-	-	-	-	-	-	-	-	-	<0.2	-	-	-	-	-	
	Bentazone methyl	µg/l		-	-	-	-	-	-	-	-	-	-	<0.3	-	-	-	-	-	
	Bifenox	µg/L		-	-	-	-	-	-	-	-	-	-	<0.4	-	-	-	-	-	
	Bitertanol	µg/l		-	-	-	-	-	-	-	-	-	-	<0.2	-	-	-	-	-	
	Boscalid	µg/l		-	-	-	-	-	-	-	-	-	-	<0.1	-	-	-	-	-	
	Cadusafos	µg/l		-	-	-	-	-	-	-	-	-	-	<0.2	-	-	-	-	-	
	Carfentrazone-ethyl	µg/L		-	-	-	-	-	-	-	-	-	-	<0.4	-	-	-	-	-	
	Chloridazon-desphenyl	µg/l		-	-	-	-	-	-	-	-	-	-	<0.3	-	-	-	-	-	
	Chloridazon-methyl desphenyl	µg/l		-	-	-	-	-	-	-	-	-	-	<0.5	-	-	-	-	-	
	Chlorotoluron-desmethyl	µg/l		-	-	-	-	-	-	-	-	-	-	<0.2	-	-	-	-	-	
	Chlorpropham	µg/L		-	-	-	10 <sup>#4</sup>	10 <sup>#4</sup>	-	-	-	-	-	<0.5	-	-	-	-	-	
	Clodinafop	µg/l		-	-	-	-	-	-	-	-	-	-	<0.3	-	-	-	-	-	
	Clomeprop	µg/l		-	-	-	-	-	-	-	-	-	-	<0.1	-	-	-	-	-	
	Crimidine	µg/l		-	-	-	-	-	-	-	-	-	-	<0.3	-	-	-	-	-	
	Cybutryme (Irgarol)	µg/l		-	-	-	-	-	-	-	-	-	-	<0.1	-	-	-	-	-	

				Location	BH2604A	OH06003	OH06003	OH06003	OH06004	OH06004	OH06005	OH06007A	OH06007A	OH06008	OH06008	OH06008	OH06008	OH06008	
				Sampled Date	15/12/2020	13/11/2020	13/11/2020	01/12/2020	12/11/2020	01/12/2020	29/06/2020	13/11/2020	01/12/2020	23/06/2020	30/06/2020	30/06/2020	28/07/2020	18/08/2020	
				Sample Depth	5.1	7.94	7.94	18.8	8.05	6.64	5	3.23	3.36	34	11	11	8.64	8.72	
				Avg															
Chem_Group	Analyte	Units	MDL	Arcadis GAC - Human Health - Residential	UK Drinking Water Standards	UK Estuaries and coastal waters EQS	UK Freshwater EQS												
	Cyprazine	µg/l						-	-	-	-	-	-	-	<0.2	-	-	-	-
	Cyprodinil	µg/L						-	-	-	-	-	-	-	1.6	-	-	-	-
	Dichlofenthion	µg/l						-	-	-	-	-	-	-	<0.5	-	-	-	-
	Dichlormid	µg/l						-	-	-	-	-	-	-	<0.5	-	-	-	-
	Diethofencarb	µg/l						-	-	-	-	-	-	-	<0.2	-	-	-	-
	Difenacoum	µg/l						-	-	-	-	-	-	-	<0.2	-	-	-	-
	Dimefuron	µg/l						-	-	-	-	-	-	-	<0.2	-	-	-	-
	Dimethachlo	µg/l						-	-	-	-	-	-	-	<0.1	-	-	-	-
	Dimethenamid	µg/l						-	-	-	-	-	-	-	<0.1	-	-	-	-
	Dimethomorph	µg/l						-	-	-	-	-	-	-	0.107	-	-	-	-
	Dinoterb	µg/l						-	-	-	-	-	-	-	<0.04	-	-	-	-
	Diuron desmethyl (DCPMU)	µg/l						-	-	-	-	-	-	-	<0.3	-	-	-	-
	Epoxiconazole	µg/l						-	-	-	-	-	-	-	<0.3	-	-	-	-
	Etrimphos	µg/L	0.01					-	-	-	-	-	-	-	<0.01	-	-	-	-
	Fenoxaprop	µg/l						-	-	-	-	-	-	-	<0.3	-	-	-	-
	Fenpropidin	µg/l						-	-	-	-	-	-	-	<0.2	-	-	-	-
	Fenuron	µg/l						-	-	-	-	-	-	-	<0.1	-	-	-	-
	Fipronil	µg/L						-	-	-	-	-	-	-	<0.5	-	-	-	-
	Florasulam	µg/l						-	-	-	-	-	-	-	<0.2	-	-	-	-
	Fluazifop	µg/l						-	-	-	-	-	-	-	<0.2	-	-	-	-
	Fluazifop-P-butyl	µg/L						-	-	-	-	-	-	-	<0.2	-	-	-	-
	Foramsulfuron	µg/l						-	-	-	-	-	-	-	<0.1	-	-	-	-
	Furathiocarb	µg/l						-	-	-	-	-	-	-	<0.2	-	-	-	-
	Haloxifop	µg/l						-	-	-	-	-	-	-	<0.3	-	-	-	-
	Haloxifop-p-methyl	µg/l						-	-	-	-	-	-	-	<0.3	-	-	-	-
	Heptachlor epoxide	µg/L	0.01					-	-	-	-	-	-	-	<0.01	-	-	-	-
	Imazamox	µg/l						-	-	-	-	-	-	-	<0.1	-	-	-	-
	Indoxacarb	µg/L						-	-	-	-	-	-	-	<0.5	-	-	-	-
	Isoproturon-desmethyl	µg/l						-	-	-	-	-	-	-	<0.2	-	-	-	-
	Isoproturon-monodesmethyl	µg/l						-	-	-	-	-	-	-	<0.2	-	-	-	-



				Location	BH2604A	OH06003	OH06003	OH06003	OH06004	OH06004	OH06005	OH06007A	OH06007A	OH06008	OH06008	OH06008	OH06008	OH06008	OH06008	
				Sampled_Date	15/12/2020	13/11/2020	13/11/2020	01/12/2020	12/11/2020	01/12/2020	29/06/2020	13/11/2020	01/12/2020	23/06/2020	30/06/2020	30/06/2020	28/07/2020	18/08/2020		
				Sample_Time																
				Sample_Depth	5.1	7.94	7.94	18.8	8.05	6.64	5	3.23	3.36	34	11	11	8.64	8.72		
				Avg																
				Arcadis GAC - Human Health - Residential	UK Drinking Water Standards	UK Estuaries and coastal waters EQS	UK Freshwater EQS													
Chem_Group	Analyte	Units	MDL																	
	Isopyrazam	µg/l		-	-	-	-	-	-	-	-	-	-	-	-	<0.3	-	-	-	-
	Kresoxim-methyl	µg/l		-	-	-	-	-	-	-	-	-	-	-	-	0.784	-	-	-	-
	Malaoxon	µg/l		-	-	-	-	-	-	-	-	-	-	-	-	<0.2	-	-	-	-
	Mandipropamid	µg/l		-	-	-	-	-	-	-	-	-	-	-	-	<0.2	-	-	-	-
	Mecarbam	µg/l		-	-	-	-	-	-	-	-	-	-	-	-	<0.2	-	-	-	-
	Mesotrione	µg/l		-	-	-	-	-	-	-	-	-	-	-	-	<0.5	-	-	-	-
	Metconazole	µg/l		-	-	-	-	-	-	-	-	-	-	-	-	<0.2	-	-	-	-
	Methacriphos	µg/L	0.01	-	-	-	-	-	-	-	-	-	-	-	-	-	-	-	-	-
	Metribuzin-desamino	µg/l		-	-	-	-	-	-	-	-	-	-	-	-	<0.1	-	-	-	-
	Naptalam	µg/l		-	-	-	-	-	-	-	-	-	-	-	-	<0.3	-	-	-	-
	Nicosulfuron	µg/l		-	-	-	-	-	-	-	-	-	-	-	-	<0.1	-	-	-	-
	Nuarimol	µg/l		-	-	-	-	-	-	-	-	-	-	-	-	<0.2	-	-	-	-
	Oxadixyl	µg/l		-	-	-	-	-	-	-	-	-	-	-	-	<0.3	-	-	-	-
	Paraoxon-ethyl	µg/l		-	-	-	-	-	-	-	-	-	-	-	-	<0.2	-	-	-	-
	Parathion-ethyl	µg/l		-	-	-	-	-	-	-	-	-	-	-	-	<0.5	-	-	-	-
	Penconazole	µg/l		-	-	-	-	-	-	-	-	-	-	-	-	0.707	-	-	-	-
	Pencycuron	µg/l		-	-	-	-	-	-	-	-	-	-	-	-	<0.2	-	-	-	-
	Phosphamidon II (E)	µg/l	0.01	-	-	-	-	-	-	-	-	-	-	-	-	<0.01	-	-	-	-
	Pretilachlor	µg/l		-	-	-	-	-	-	-	-	-	-	-	-	<0.2	-	-	-	-
	Primisulfuron-methyl	µg/l		-	-	-	-	-	-	-	-	-	-	-	-	<0.2	-	-	-	-
	Prodiamine	µg/l		-	-	-	-	-	-	-	-	-	-	-	-	<0.5	-	-	-	-
	Propaquizafop	µg/l		-	-	-	-	-	-	-	-	-	-	-	-	<0.3	-	-	-	-
	Propetamphos	µg/L	0.01	-	-	-	-	-	-	-	-	-	-	-	-	<0.01	-	-	-	-
	Prosulfocarb	µg/l		-	-	-	-	-	-	-	-	-	-	-	-	<0.1	-	-	-	-
	Prothioconazole	µg/l		-	-	-	-	-	-	-	-	-	-	-	-	<0.5	-	-	-	-
	Pyribenzoxim	µg/l		-	-	-	-	-	-	-	-	-	-	-	-	<0.5	-	-	-	-
	Quinmerac	µg/l		-	-	-	-	-	-	-	-	-	-	-	-	<0.1	-	-	-	-
	Quizalofop	µg/l		-	-	-	-	-	-	-	-	-	-	-	-	<0.5	-	-	-	-
	Rimsulfuron	µg/l		-	-	-	-	-	-	-	-	-	-	-	-	<0.1	-	-	-	-
	Sebuthylazine	µg/l		-	-	-	-	-	-	-	-	-	-	-	-	<0.1	-	-	-	-

				Location	BH2604A	OH06003	OH06003	OH06003	OH06004	OH06004	OH06005	OH06007A	OH06007A	OH06008	OH06008	OH06008	OH06008	OH06008	
				Sampled Date	15/12/2020	13/11/2020	13/11/2020	01/12/2020	12/11/2020	01/12/2020	29/06/2020	13/11/2020	01/12/2020	23/06/2020	30/06/2020	30/06/2020	28/07/2020	18/08/2020	
				Sample Depth	5.1	7.94	7.94	18.8	8.05	6.64	5	3.23	3.36	34	11	11	8.64	8.72	
				Avg															
				Arcadis GAC - Human Health - Residential	UK Drinking Water Standards	UK Estuaries and coastal waters EQS	UK Freshwater EQS												
Chem_Group	Analyte	Units	MDL																
	Simazine-2-hydroxy	µg/l		-	-	-	-	-	-	-	-	-	-	-	<0.1	-	-	-	-
	Sodium Acifluorfen	µg/L		-	-	-	-	-	-	-	-	-	-	-	<0.1	-	-	-	-
	Sulfosulfuron	µg/l		-	-	-	-	-	-	-	-	-	-	-	<0.1	-	-	-	-
	Tecnazene	µg/L	0.01				1 <sup>nd</sup>	1 <sup>st</sup>	-	-	-	-	-	-	<0.01	-	-	-	-
	Teflubenzuron	µg/l		-	-	-	-	-	-	-	-	-	-	-	<0.3	-	-	-	-
	Terbutylazine-desethyl	µg/l		-	-	-	-	-	-	-	-	-	-	-	<0.1	-	-	-	-
	Terbutylazine-desethyl-2-hydroxy	µg/l		-	-	-	-	-	-	-	-	-	-	-	<0.1	-	-	-	-
	Terbutylazine-hydroxy	µg/l		-	-	-	-	-	-	-	-	-	-	-	<0.1	-	-	-	-
	Thiabendazole	µg/L					5 <sup>th</sup>	5 <sup>th</sup>	-	-	-	-	-	-	<0.3	-	-	-	-
	Thiamethoxam	µg/L		-	-	-	-	-	-	-	-	-	-	-	<0.1	-	-	-	-
	Tribenuron-methyl	µg/L		-	-	-	-	-	-	-	-	-	-	-	<0.1	-	-	-	-
	Trietazine	µg/L	0.01	-	-	-	-	-	-	-	-	-	-	-	<0.01	-	-	-	-
	Trifloxysulfuron-sodium	µg/l		-	-	-	-	-	-	-	-	-	-	-	<0.1	-	-	-	-
	Triflusulfuron-methyl	µg/l		-	-	-	-	-	-	-	-	-	-	-	<0.1	-	-	-	-
	Triforine	µg/l		-	-	-	-	-	-	-	-	-	-	-	<0.5	-	-	-	-
	Triticonazole	µg/l		-	-	-	-	-	-	-	-	-	-	-	<0.1	-	-	-	-
	Desmetryn	mg/L		-	-	-	-	-	-	-	-	-	-	-	<0.0001	-	-	-	-
	Simetryn	mg/L		-	-	-	-	-	-	-	-	-	-	-	<0.0001	-	-	-	-
	Clothianidin	µg/L		-	-	-	-	-	-	-	-	-	-	-	<0.1	-	-	-	-
	Cymoxanil	µg/L		-	-	-	-	-	-	-	-	-	-	-	<0.5	-	-	-	-
	Fluazifop-butyl	µg/L		-	-	-	-	-	-	-	-	-	-	-	<0.2	-	-	-	-
	Imazamethabenz-methyl	µg/L		-	-	-	-	-	-	-	-	-	-	-	<0.1	-	-	-	-
	Mesosulfuron-methyl	µg/L		-	-	-	-	-	-	-	-	-	-	-	<0.2	-	-	-	-
	Metamitron	µg/L		-	-	-	-	-	-	-	-	-	-	-	<0.3	-	-	-	-
	Melobromuron	µg/L		-	-	-	-	-	-	-	-	-	-	-	<0.3	-	-	-	-
	Monuron	µg/L		-	-	-	-	-	-	-	-	-	-	-	<0.2	-	-	-	-
	Secbumeton	µg/L		-	-	-	-	-	-	-	-	-	-	-	<0.1	-	-	-	-
	Spiroxamine	µg/L		-	-	-	-	-	-	-	-	-	-	-	<0.1	-	-	-	-
	Clomazon	µg/L		-	-	-	-	-	-	-	-	-	-	-	<0.1	-	-	-	-
	Metazachlor	µg/L	0.01	-	-	-	-	-	-	-	-	-	-	-	<0.02	-	-	-	-

				Location	BH2604A	OH06003	OH06003	OH06003	OH06004	OH06004	OH06005	OH06007A	OH06007A	OH06008	OH06008	OH06008	OH06008	OH06008		
				Sampled_Date	15/12/2020	13/11/2020	13/11/2020	01/12/2020	12/11/2020	01/12/2020	29/06/2020	13/11/2020	01/12/2020	23/06/2020	30/06/2020	30/06/2020	28/07/2020	18/08/2020		
				Sample_Depth	5.1	7.94	7.94	18.8	8.05	6.64	5	3.23	3.36	34	11	11	8.64	8.72		
				Avg																
				Arcadis GAC - Human Health - Residential	UK Drinking Water Standards	UK Estuaries and coastal waters EQS	UK Freshwater EQS													
Chem_Group	Analyte	Units	MDL																	
	Methabenzthiazuran	µg/L		-	-	-	-	-	-	-	-	-	-	-	-	<0.1	-	-	-	-
	Iprovalicarb	µg/L		-	-	-	-	-	-	-	-	-	-	-	-	<0.1	-	-	-	-
	Chloroxuron	µg/L		-	-	-	-	-	-	-	-	-	-	-	-	<0.1	-	-	-	-
	Neburon	µg/L		-	-	-	-	-	-	-	-	-	-	-	-	<0.1	-	-	-	-
	Metribuzin	µg/L		-	-	-	-	-	-	-	-	-	-	-	-	<0.3	-	-	-	-
	2,3,6-Trichlorobenzoic Acid (Tba)	µg/L		-	-	-	-	-	-	-	-	-	-	-	-	<3	-	-	-	-
	2,4,5-Trichlorophenoxy Acetic Acid	µg/L		-	-	-	-	-	-	-	-	-	-	-	-	<1	-	-	-	-
	2,4,5-TP (Silvex)	µg/L		-	-	-	-	-	-	-	-	-	-	-	-	<1.5	-	-	-	-
	Pyrimethanil	µg/L		-	-	-	-	-	-	-	-	-	-	-	-	<0.2	-	-	-	-
	Hedonal	µg/L					0.3 <sup>#3</sup>	0.3 <sup>#3</sup>	-	-	-	-	-	-	-	<0.01	-	-	-	-
	2,4-DDT	µg/L	0.01				0.00625 <sup>#49</sup>	0.00625 <sup>#49</sup>	-	-	-	-	-	-	-	<0.02	-	-	-	-
	Propachlor	µg/L	0.01						-	-	-	-	-	-	-	<0.01	-	-	-	-
	Propamocarb	µg/L							-	-	-	-	-	-	-	<0.3	-	-	-	-
	2,4-Dichlorprop	µg/L							-	-	-	-	-	-	-	<0.05	-	-	-	-
	3-Hydroxy Carbofuran	µg/L							-	-	-	-	-	-	-	<0.1	-	-	-	-
	4-(2,4-Dichlorophenoxy)butyric Acid (2,4-DB)	µg/L							-	-	-	-	-	-	-	<0.02	-	-	-	-
	4,4-DDE	µg/L	0.01				0.00625 <sup>#49</sup>	0.00625 <sup>#49</sup>	-	-	-	-	-	-	-	<0.01	-	-	-	-
	4-Bromo-3,5-dimethylphenyl-N-methylcarbamate	µg/L							-	-	-	-	-	-	-	<0.2	-	-	-	-
	a-BHC	µg/L	0.01						-	-	-	-	-	-	-	<0.01	-	-	-	-
	Acetochlor	µg/L							-	-	-	-	-	-	-	<0.3	-	-	-	-
	Aldicarb	µg/L							-	-	-	-	-	-	-	<0.5	-	-	-	-
	Aldicarb sulfone	µg/L							-	-	-	-	-	-	-	<0.1	-	-	-	-
	Aldrin	µg/L	0.01				0.03 <sup>#1</sup>	0.00125 <sup>#50</sup>	0.0025 <sup>#51</sup>	-	-	-	-	-	-	<0.01	-	-	-	-
	Ametryn	µg/L							-	-	-	-	-	-	-	<0.1	-	-	-	-
	Amidosulfuron	µg/L							-	-	-	-	-	-	-	<0.2	-	-	-	-
	Acetamiprid	µg/L							-	-	-	-	-	-	-	<0.1	-	-	-	-
	Aclonifen	µg/L							-	-	-	-	-	-	-	<0.3	-	-	-	-
	Actril (toxynil)	µg/L					10 <sup>#4</sup>	10 <sup>#4</sup>	-	-	-	-	-	-	-	<0.01	-	-	-	-
	Altraton	µg/L							-	-	-	-	-	-	-	<0.1	-	-	-	-
	Atrazine	µg/L	0.01				0.6 <sup>#3</sup>	0.6 <sup>#3</sup>	-	-	-	-	-	-	-	<0.01	-	-	-	-

				Location	BH2604A	OH06003	OH06003	OH06003	OH06004	OH06004	OH06005	OH06007A	OH06007A	OH06008	OH06008	OH06008	OH06008	OH06008	OH06008
				Sampled_Date	15/12/2020	13/11/2020	13/11/2020	01/12/2020	12/11/2020	01/12/2020	29/06/2020	13/11/2020	01/12/2020	23/06/2020	30/06/2020	30/06/2020	28/07/2020	18/08/2020	
				Sample_Time															
				Sample_Depth	5.1	7.94	7.94	18.8	8.05	6.64	5	3.23	3.36	34	11	11	8.64	8.72	
				Avg															
Chem_Group	Analyte	Units	MDL	Arcadis GAC - Human Health - Residential	UK Drinking Water Standards	UK Estuaries and coastal waters EQS	UK Freshwater EQS												
	Azinophos methyl	µg/L	0.01			0.01 <sup>#6</sup>	0.01 <sup>#6</sup>	-	-	-	-	-	-	-	-	<0.02	-	-	-
	Baygon	µg/L						-	-	-	-	-	-	-	-	<0.1	-	-	-
	b-BHC	µg/L	0.01					-	-	-	-	-	-	-	-	<0.01	-	-	-
	Benazolin	µg/L						-	-	-	-	-	-	-	-	<1	-	-	-
	Bendiocarb	µg/L						-	-	-	-	-	-	-	-	<0.1	-	-	-
	Bentazone	µg/L	0.02			500 <sup>#4</sup>	500 <sup>#4</sup>	-	-	-	-	-	-	-	-	<0.01	-	-	-
	Bidrin	µg/L						-	-	-	-	-	-	-	-	<0.1	-	-	-
	Bromacil	µg/L						-	-	-	-	-	-	-	-	<0.1	-	-	-
	Bromazil	µg/L						-	-	-	-	-	-	-	-	<0.3	-	-	-
	Bromophos-ethyl	µg/L						-	-	-	-	-	-	-	-	<0.3	-	-	-
	Bromoxynil	µg/L				100 <sup>#4</sup>	100 <sup>#4</sup>	-	-	-	-	-	-	-	-	<0.01	-	-	-
	Carbaryl	µg/L						-	-	-	-	-	-	-	-	<0.1	-	-	-
	Carbendazim	µg/L					0.15 <sup>#4</sup>	-	-	-	-	-	-	-	-	<0.1	-	-	-
	Carbetamide	µg/L						-	-	-	-	-	-	-	-	<0.1	-	-	-
	Carbofuran	µg/L						-	-	-	-	-	-	-	-	<0.1	-	-	-
	Carbophenothion	µg/L	0.01					-	-	-	-	-	-	-	-	<0.01	-	-	-
	Carboxin	µg/L						-	-	-	-	-	-	-	-	<0.2	-	-	-
	Chlorbromuron	µg/L						-	-	-	-	-	-	-	-	<0.1	-	-	-
	chlordane	µg/L	0.01					-	-	-	-	-	-	-	-	-	-	-	-
	Chlordane (cis)	µg/L	0.01					-	-	-	-	-	-	-	-	<0.01	-	-	-
	Azinphos Ethyl	µg/L	0.01					-	-	-	-	-	-	-	-	<0.02	-	-	-
	Chlordane (trans)	µg/L	0.01					-	-	-	-	-	-	-	-	<0.01	-	-	-
	Chlorfenvinphos	µg/L	0.01			0.1 <sup>#3</sup>	0.1 <sup>#3</sup>	-	-	-	-	-	-	-	-	<0.01	-	-	-
	Chloridazon	µg/L						-	-	-	-	-	-	-	-	<0.1	-	-	-
	Chlorotoluron	µg/L				2 <sup>#4</sup>	2 <sup>#4</sup>	-	-	-	-	-	-	-	-	<0.1	-	-	-
	Chlorpyrifos	µg/L	0.01			0.03 <sup>#3</sup>		-	-	-	-	-	-	-	-	<0.01 - 0.0782	-	-	-
	Chlorpyrifos-methyl	µg/L	0.01					-	-	-	-	-	-	-	-	<0.01	-	-	-
	Chlorsulfuron	µg/L						-	-	-	-	-	-	-	-	<0.1	-	-	-
	Clopyralid	µg/L						-	-	-	-	-	-	-	-	<0.3	-	-	-
	Coumaphos	µg/L	0.01			0.03 <sup>#4</sup>	0.03 <sup>#4</sup>	-	-	-	-	-	-	-	-	<0.01	-	-	-

				Location	BH2604A	OH06003	OH06003	OH06003	OH06004	OH06004	OH06005	OH06007A	OH06007A	OH06008	OH06008	OH06008	OH06008	OH06008
				Sampled_Date	15/12/2020	13/11/2020	13/11/2020	01/12/2020	12/11/2020	01/12/2020	29/06/2020	13/11/2020	01/12/2020	23/06/2020	30/06/2020	30/06/2020	28/07/2020	18/08/2020
				Sample_Depth	5.1	7.94	7.94	18.8	8.05	6.64	5	3.23	3.36	34	11	11	8.64	8.72
				Avg														
Chem_Group	Analyte	Units	MDL	Arcadis GAC - Human Health - Residential	UK Drinking Water Standards	UK Estuaries and coastal waters EQS	UK Freshwater EQS											
	Cyanazine	µg/L	0.01	-	-	-	-	-	-	-	-	-	-	<0.01	-	-	-	-
	Cyproconazole	µg/L		-	-	-	-	-	-	-	-	-	-	<0.1	-	-	-	-
	Cyromazine	µg/L		-	-	-	-	-	-	-	-	-	-	<0.5	-	-	-	-
	d-BHC	µg/L	0.01	-	-	-	-	-	-	-	-	-	-	<0.01	-	-	-	-
	DDD	µg/L	0.01			0.00625 <sup>#49</sup>	0.00625 <sup>#49</sup>	-	-	-	-	-	-	<0.01	-	-	-	-
	DDT	µg/L	0.01			0.01 <sup>#52</sup>	0.01 <sup>#52</sup>	-	-	-	-	-	-	<0.02	-	-	-	-
	Deisopropylatrazine	µg/L		-	-	-	-	-	-	-	-	-	-	<0.1	-	-	-	-
	Chlorothalonil	µg/L	0.01	-	-	-	0.035 <sup>#3</sup>	-	-	-	-	-	-	<1	-	-	-	-
	Deethylatrazine	µg/L		-	-	-	-	-	-	-	-	-	-	<0.1	-	-	-	-
	Demeton-S-methyl	µg/L	0.01	-	-	-	-	-	-	-	-	-	-	<0.01	-	-	-	-
	Diazinon	µg/L	0.01			0.01 <sup>#3</sup>	0.01 <sup>#3</sup>	-	-	-	-	-	-	<0.01	-	-	-	-
	Dicamba	µg/L		-	-	-	-	-	-	-	-	-	-	<0.3	-	-	-	-
	Dichlobenil	µg/L	0.01	-	-	-	-	-	-	-	-	-	-	<0.01	-	-	-	-
	cis-Permethrin	µg/L	0.01	-	-	-	-	-	-	-	-	-	-	-	-	-	-	-
	Dichlorvos	µg/L	0.01			0.04 <sup>#4</sup>	0.001 <sup>#4</sup>	-	-	-	-	-	-	<0.01	-	-	-	-
	Diclofop	µg/L		-	-	-	-	-	-	-	-	-	-	<0.4	-	-	-	-
	Dieldrin	µg/L	0.01			0.03 <sup>#1</sup>	0.00125 <sup>#50</sup>	0.0025 <sup>#51</sup>	-	-	-	-	-	<0.01	-	-	-	-
	Difenoconazole	µg/L		-	-	-	-	-	-	-	-	-	-	10.6	-	-	-	-
	Difenoxyuron	µg/L		-	-	-	-	-	-	-	-	-	-	<0.2	-	-	-	-
	Diflubenzuron	µg/L				0.005 <sup>#4</sup>	0.001 <sup>#4</sup>	-	-	-	-	-	-	<0.2	-	-	-	-
	Diflufenican	µg/L		-	-	-	-	-	-	-	-	-	-	0.49	-	-	-	-
	Dimethoate	µg/L	0.01			0.48	0.48 <sup>#2</sup>	-	-	-	-	-	-	<0.01	-	-	-	-
	Dinoseb	µg/L		-	-	-	-	-	-	-	-	-	-	<0.02	-	-	-	-
	Disulfoton	µg/L	0.01	-	-	-	-	-	-	-	-	-	-	<0.01	-	-	-	-
	Diuron	µg/L				0.48 <sup>#3</sup>	0.48 <sup>#3</sup>	-	-	-	-	-	-	<0.1	-	-	-	-
	Endosulfan I	µg/L	0.01	-	-	-	-	-	-	-	-	-	-	<0.01	-	-	-	-
	Endosulfan II	µg/L	0.01	-	-	-	-	-	-	-	-	-	-	<0.02	-	-	-	-
	Endosulfan sulphate	µg/L	0.01	-	-	-	-	-	-	-	-	-	-	<0.02	-	-	-	-
	Endrin	µg/L	0.01			0.00125 <sup>#50</sup>	0.0025 <sup>#51</sup>	-	-	-	-	-	-	<0.01	-	-	-	-
	Endrin ketone	µg/L	0.01	-	-	-	-	-	-	-	-	-	-	-	-	-	-	-

				Location	BH2604A	OH06003	OH06003	OH06003	OH06004	OH06004	OH06005	OH06007A	OH06007A	OH06008	OH06008	OH06008	OH06008	OH06008		
				Sampled_Date	15/12/2020	13/11/2020	13/11/2020	01/12/2020	12/11/2020	01/12/2020	29/06/2020	13/11/2020	01/12/2020	23/06/2020	30/06/2020	30/06/2020	28/07/2020	18/08/2020		
				Time																
				Sample_Depth	5.1	7.94	7.94	18.8	8.05	6.64	5	3.23	3.36	34	11	11	8.64	8.72		
				Avg																
				Arcadis GAC - Human Health - Residential	UK Drinking Water Standards	UK Estuaries and coastal waters EQS	UK Freshwater EQS													
Chem_Group	Analyte	Units	MDL																	
	s-Ethyl dipropylthiocarbamate	µg/L		-	-	-	-	-	-	-	-	-	-	-	-	<0.2	-	-	-	-
	Ethiofencarb	µg/L		-	-	-	-	-	-	-	-	-	-	-	-	<0.2	-	-	-	-
	Ethion	µg/L	0.01	-	-	-	-	-	-	-	-	-	-	-	-	<0.01	-	-	-	-
	Ethoprop	µg/L		-	-	-	-	-	-	-	-	-	-	-	-	<0.2	-	-	-	-
	Ethofumesate	µg/L		-	-	-	-	-	-	-	-	-	-	-	-	<0.1	-	-	-	-
	Etridiazole	µg/L	0.01	-	-	-	-	-	-	-	-	-	-	-	-	<0.02	-	-	-	-
	Fenamiphos	µg/L		-	-	-	-	-	-	-	-	-	-	-	-	<0.2	-	-	-	-
	Fenarimol	µg/L		-	-	-	-	-	-	-	-	-	-	-	-	<0.3	-	-	-	-
	Fenitrothion	µg/L	0.01			0.01 <sup>#4</sup>	0.01 <sup>#4</sup>	-	-	-	-	-	-	-	-	<0.01	-	-	-	-
	Fensulfothion	µg/L		-	-	-	-	-	-	-	-	-	-	-	-	<0.2	-	-	-	-
	Fenhexamid	µg/L		-	-	-	-	-	-	-	-	-	-	-	-	<0.3	-	-	-	-
	Fenoxycarb	µg/L		-	-	-	-	-	-	-	-	-	-	-	-	<0.2	-	-	-	-
	Fenthion	µg/L	0.01	-	-	-	-	-	-	-	-	-	-	-	-	<0.01	-	-	-	-
	Fenpropimorf	µg/L		-	-	-	-	-	-	-	-	-	-	-	-	<0.1	-	-	-	-
	Fluroxypyr	µg/L	0.03	-	-	-	-	-	-	-	-	-	-	-	-	<0.2	-	-	-	-
	Flutolanil	µg/L		-	-	-	-	-	-	-	-	-	-	-	-	<0.2	-	-	-	-
	Fonofos	µg/L		-	-	-	-	-	-	-	-	-	-	-	-	<0.5	-	-	-	-
	g-BHC (Lindane)	µg/L	0.01	-	-	-	-	-	-	-	-	-	-	-	-	<0.01	-	-	-	-
	Haloxfop-methyl	µg/L		-	-	-	-	-	-	-	-	-	-	-	-	<0.3	-	-	-	-
	Thifensulfuron	µg/L		-	-	-	-	-	-	-	-	-	-	-	-	<0.1	-	-	-	-
	Heptachlor	µg/L	0.01			0.03 <sup>#1</sup>		-	-	-	-	-	-	-	-	<0.01	-	-	-	-
	Hexaconazole	µg/L		-	-	-	-	-	-	-	-	-	-	-	-	<0.2	-	-	-	-
	Hexazinone	µg/L		-	-	-	-	-	-	-	-	-	-	-	-	<0.1	-	-	-	-
	Hydroxyatrazine	µg/L		-	-	-	-	-	-	-	-	-	-	-	-	<0.1	-	-	-	-
	Iprodione	µg/L		-	-	-	-	-	-	-	-	-	-	-	-	<0.3	-	-	-	-
	Isodrin	µg/L	0.01			0.00125 <sup>#50</sup>	0.0025 <sup>#51</sup>	-	-	-	-	-	-	-	-	<0.02	-	-	-	-
	Isoproturon	µg/L				0.3 <sup>#3</sup>	0.3 <sup>#3</sup>	-	-	-	-	-	-	-	-	<0.1	-	-	-	-
	Linuron	µg/L				0.5 <sup>#3</sup>	0.5 <sup>#3</sup>	-	-	-	-	-	-	-	-	<0.2	-	-	-	-
	Malathion	µg/L	0.01			0.02 <sup>#4</sup>	0.01 <sup>#4</sup>	-	-	-	-	-	-	-	-	<0.01	-	-	-	-
	2-Methyl-4-chlorophenoxyacetic acid	µg/L		-	-	-	-	-	-	-	-	-	-	-	-	<0.2	-	-	-	-

				Location	BH2604A	OH06003	OH06003	OH06003	OH06004	OH06004	OH06005	OH06007A	OH06007A	OH06008	OH06008	OH06008	OH06008	OH06008
				Sampled_Date	15/12/2020	13/11/2020	13/11/2020	01/12/2020	12/11/2020	01/12/2020	29/06/2020	13/11/2020	01/12/2020	23/06/2020	30/06/2020	30/06/2020	28/07/2020	18/08/2020
				Sample_Time														
				Sample_Depth	5.1	7.94	7.94	18.8	8.05	6.64	5	3.23	3.36	34	11	11	8.64	8.72
				Avg														
Chem_Group	Analyte	Units	MDL	Arcadis GAC - Human Health - Residential	UK Drinking Water Standards	UK Estuaries and coastal waters EQS	UK Freshwater EQS											
	2-Methyl-4-Chlorophenoxy Butanoic Acid	µg/L						-	-	-	-	-	-	-	-	<0.2	-	-
	Mecoprop	µg/L				18 <sup>#3</sup>	18 <sup>#3</sup>	-	-	-	-	-	-	-	-	<0.01	-	-
	Mefenpyr-diethyl	µg/L						-	-	-	-	-	-	-	-	<0.2	-	-
	Metachlor	µg/L	0.01			0.3 <sup>#3</sup>	0.3 <sup>#3</sup>	-	-	-	-	-	-	-	-	<0.02	-	-
	Metalaxyl	µg/L						-	-	-	-	-	-	-	-	<0.1	-	-
	Methamidophos	µg/L						-	-	-	-	-	-	-	-	<0.1	-	-
	Methidathion	µg/L						-	-	-	-	-	-	-	-	<0.1	-	-
	Methiocarb	µg/L					0.01 <sup>#4</sup>	-	-	-	-	-	-	-	-	<0.1	-	-
	Methomyl	µg/L						-	-	-	-	-	-	-	-	<0.1	-	-
	Methoxychlor	µg/L	0.01					-	-	-	-	-	-	-	-	<0.02	-	-
	Methoxyfenozide	µg/L						-	-	-	-	-	-	-	-	<0.3	-	-
	Methyl parathion	µg/L	0.01					-	-	-	-	-	-	-	-	<0.01	-	-
	Metolachlor	µg/L						-	-	-	-	-	-	-	-	<0.1	-	-
	Metoxuron	µg/L						-	-	-	-	-	-	-	-	<0.1	-	-
	Metsulfuron Methyl	µg/L						-	-	-	-	-	-	-	-	<0.1	-	-
	Mevinphos (Phosdrin)	µg/L	0.01				0.02(MAC) <sup>#53</sup>	-	-	-	-	-	-	-	-	<0.01	-	-
	Molinate	µg/L						-	-	-	-	-	-	-	-	<0.1	-	-
	Monlinuran	µg/L						-	-	-	-	-	-	-	-	<0.2	-	-
	Monocrotophos	µg/L						-	-	-	-	-	-	-	-	<0.1	-	-
	Napropamide	µg/L						-	-	-	-	-	-	-	-	<0.1	-	-
	Flusilazole (NuStar)	µg/L						-	-	-	-	-	-	-	-	<0.1	-	-
	o,p-DDD	µg/L	0.01					-	-	-	-	-	-	-	-	<0.01	-	-
	o,p'-DDE	µg/L	0.01					-	-	-	-	-	-	-	-	<0.01	-	-
	o,p-Methoxychlor	µg/L	0.01					-	-	-	-	-	-	-	-	<0.02	-	-
	Omethoate	µg/L	0.01				0.01 <sup>#4</sup>	-	-	-	-	-	-	-	-	<0.01	-	-
	Oxamyl	µg/L						-	-	-	-	-	-	-	-	<0.1	-	-
	Paclobutrazol	µg/L						-	-	-	-	-	-	-	-	<0.2	-	-
	Methyl Paraoxon	µg/L						-	-	-	-	-	-	-	-	<0.2	-	-
	Parathion	µg/L	0.01					-	-	-	-	-	-	-	-	<0.01	-	-
	Pendimethalin	µg/L	0.01				0.3 <sup>#3</sup>	-	-	-	-	-	-	-	-	<0.01	-	-

				Location	BH2604A	OH06003	OH06003	OH06003	OH06004	OH06004	OH06005	OH06007A	OH06007A	OH06008	OH06008	OH06008	OH06008	OH06008
				Sampled Date	15/12/2020	13/11/2020	13/11/2020	01/12/2020	12/11/2020	01/12/2020	29/06/2020	13/11/2020	01/12/2020	23/06/2020	30/06/2020	30/06/2020	28/07/2020	18/08/2020
				Sample Depth	5.1	7.94	7.94	18.8	8.05	6.64	5	3.23	3.36	34	11	11	8.64	8.72
				Avg														
Chem_Group	Analyte	Units	MDL	Arcadis GAC - Human Health - Residential	UK Drinking Water Standards	UK Estuaries and coastal waters EQS	UK Freshwater EQS											
	Imidacloprid	µg/L						-	-	-	-	-	-	-	<0.1	-	-	-
	Permethrin	µg/L	0.01			0.0002 <sup>#4</sup>	0.001 <sup>#4</sup>	-	-	-	-	-	-	-	<0.01	-	-	-
	Permethrin II	µg/L	0.01					-	-	-	-	-	-	-	<0.01	-	-	-
	Phorate	µg/L	0.01					-	-	-	-	-	-	-	<0.01	-	-	-
	Phosmet	µg/L						-	-	-	-	-	-	-	<0.5	-	-	-
	Lenacil	µg/L						-	-	-	-	-	-	-	<0.3	-	-	-
	Picloram	µg/L						-	-	-	-	-	-	-	<0.4	-	-	-
	Picoxystrobin	µg/L						-	-	-	-	-	-	-	<0.1	-	-	-
	Pirimicarb	µg/L				1 <sup>#4</sup>	1 <sup>#4</sup>	-	-	-	-	-	-	-	<0.1	-	-	-
	Pirimiphos-methyl	µg/L	0.01			0.015 <sup>#4</sup>	0.015 <sup>#4</sup>	-	-	-	-	-	-	-	<0.01	-	-	-
	Pirimiphos-ethyl	µg/L	0.01					-	-	-	-	-	-	-	<0.2	-	-	-
	Prochloraz	µg/L				4 <sup>#4</sup>	4 <sup>#4</sup>	-	-	-	-	-	-	-	<0.2	-	-	-
	Profenofos	µg/L						-	-	-	-	-	-	-	<0.1	-	-	-
	Promecarb	µg/L						-	-	-	-	-	-	-	<0.1	-	-	-
	Prometon	µg/L						-	-	-	-	-	-	-	<0.2	-	-	-
	Prometryn	µg/L	0.01					-	-	-	-	-	-	-	<0.01	-	-	-
	Pronamide	µg/L	0.01			100 <sup>#4</sup>	100 <sup>#4</sup>	-	-	-	-	-	-	-	<0.01	-	-	-
	Propanil	µg/L						-	-	-	-	-	-	-	<0.3	-	-	-
	Propazine	µg/L	0.01					-	-	-	-	-	-	-	<0.01	-	-	-
	Propham	µg/L						-	-	-	-	-	-	-	<0.5	-	-	-
	Propiconazole	µg/L						-	-	-	-	-	-	-	<0.1	-	-	-
	Propoxycarbazone-sodium	µg/L						-	-	-	-	-	-	-	<0.2	-	-	-
	Pursuit	µg/L						-	-	-	-	-	-	-	<0.1	-	-	-
	Pyriproxyfen	µg/L						-	-	-	-	-	-	-	<0.3	-	-	-
	Quinclorac	µg/L						-	-	-	-	-	-	-	<0.2	-	-	-
	Quinoxifen	µg/L						-	-	-	-	-	-	-	<0.4	-	-	-
	Savey	µg/L						-	-	-	-	-	-	-	0.211	-	-	-
	Sethoxydim	µg/L						-	-	-	-	-	-	-	<0.2	-	-	-
	Simazine	µg/L	0.01			1 <sup>#3</sup>	1 <sup>#3</sup>	-	-	-	-	-	-	-	<0.01	-	-	-
	Tebuthiuron	µg/L						-	-	-	-	-	-	-	<0.2	-	-	-



				Location	BH2604A	OH06003	OH06003	OH06003	OH06004	OH06004	OH06005	OH06007A	OH06007A	OH06008	OH06008	OH06008	OH06008	OH06008
				Sampled_Date	15/12/2020	13/11/2020	13/11/2020	01/12/2020	12/11/2020	01/12/2020	29/06/2020	13/11/2020	01/12/2020	23/06/2020	30/06/2020	30/06/2020	28/07/2020	18/08/2020
				Sample_Time														
				Sample_Depth	5.1	7.94	7.94	18.8	8.05	6.64	5	3.23	3.36	34	11	11	8.64	8.72
				Avg														
Chem_Group	Analyte	Units	MDL	Arcadis GAC - Human Health - Residential	UK Drinking Water Standards	UK Estuaries and coastal waters EQS	UK Freshwater EQS											
	Terbutryn	µg/L	0.01	-	-	-	-	-	-	-	-	-	-	<0.01	-	-	-	-
	Terbutylazine	µg/L		-	-	-	-	-	-	-	-	-	-	<0.1	-	-	-	-
	Phosalone	µg/L	0.01	-	-	-	-	-	-	-	-	-	-	<0.01	-	-	-	-
	Phosphamidon	µg/L	0.01	-	-	-	-	-	-	-	-	-	-	<0.01	-	-	-	-
	Thiobencarb	µg/L		-	-	-	-	-	-	-	-	-	-	<0.1	-	-	-	-
	Thiophanate-methyl	µg/L		-	-	-	-	-	-	-	-	-	-	<0.3	-	-	-	-
	Triadimefon	µg/L	0.01	-	-	-	-	-	-	-	-	-	-	<0.01	-	-	-	-
	Triadimenol	µg/L		-	-	-	-	-	-	-	-	-	-	<0.1	-	-	-	-
	Triallate	µg/L	0.01	-	-	0.25 <sup>#4</sup>	0.25 <sup>#4</sup>	-	-	-	-	-	-	<0.01	-	-	-	-
	Triasulfuron	µg/L		-	-	-	-	-	-	-	-	-	-	<0.2	-	-	-	-
	Tributyl phosphate	µg/L	0.1	-	-	50 <sup>#4</sup>	50 <sup>#4</sup>	-	-	-	-	-	-	-	-	-	-	-
	Triclopyr	µg/L	0.03	-	-	-	-	-	-	-	-	-	-	<0.9	-	-	-	-
	Triclosan	µg/L		-	-	-	-	-	-	-	-	-	-	<2.5	-	-	-	-
	Trifluralin	µg/L	0.01	-	-	0.03 <sup>#3</sup>	0.03 <sup>#3</sup>	-	-	-	-	-	-	<0.01	-	-	-	-
	Tebuconazole	µg/L		-	-	-	-	-	-	-	-	-	-	6.03	-	-	-	-
	Telodrin	µg/L	0.01	-	-	-	-	-	-	-	-	-	-	<0.01	-	-	-	-
	Triazophos	µg/L	0.01	-	-	0.005 <sup>#4</sup>	0.005 <sup>#4</sup>	-	-	-	-	-	-	<0.01	-	-	-	-
	Tricyclazole	µg/L		-	-	-	-	-	-	-	-	-	-	<0.1	-	-	-	-
Surrogate	Surrogate Value	%		-	-	-	-	-	-	-	-	-	-	72.8	-	-	50	113
SVOC TIC	SVOC TICS - Detect	Detect		-	-	-	-	-	-	-	-	-	-	1	-	-	1	1
	SVOC Tentatively Identified Compounds	µg/L	10	-	-	-	-	-	-	-	-	-	-	8380	-	-	4560	5490
VOC TIC	VOC TICS - Detect	Detect		-	-	-	-	-	-	-	-	-	-	1	-	-	1	1
	VOC Tentatively Identified Compounds	µg/l	10	-	-	-	-	-	-	-	-	-	-	85	-	-	54	38
NA	Potassium Perfluoropentane-1-Sulphonate	µg/L	0.002	-	-	-	-	-	-	-	-	-	-	-	-	-	<0.002	-
Other	Temperature	°C		-	-	-	-	-	-	-	19.5	-	-	-	19.5	19.5	-	-
	Biochemical Oxygen Demand (5-day test)	µg/L	1000	<1000	98,600	92,000	323,000	>87,500	>405,000	39,400	553,000	>211,000	-	149,700	153,900	-	-	
	Redox	mV		-	-	-	-	-	-	-	-	-	-	147	-	-	182	40
	Salinity (no units)	PSS-78		-	-	-	-	-	-	-	-	-	-	11	-	-	11.4	-
	Conductivity @ 25°C	mS/cm	0.01	-	-	-	-	-	-	-	11.2	-	-	-	17.8	17.8	-	-
	Conductivity @ 20°C	µS/cm	5	5870	14,600	14,600	13,200	5200	5680	-	30,800	24,800	16,600	-	-	17,100	16,600	

				Location	BH2604A	OH06003	OH06003	OH06003	OH06004	OH06004	OH06005	OH06007A	OH06007A	OH06008	OH06008	OH06008	OH06008	OH06008	OH06008		
				Sampled_Date	15/12/2020	13/11/2020	13/11/2020	01/12/2020	12/11/2020	01/12/2020	29/06/2020	13/11/2020	01/12/2020	23/06/2020	30/06/2020	30/06/2020	28/07/2020	18/08/2020			
				Sample_Depth	5.1	7.94	7.94	18.8	8.05	6.64	5	3.23	3.36	34	11	11	8.64	8.72			
				Avg																	
Chem_Group	Analyte	Units	MDL	Arcadis GAC - Human Health - Residential	UK Drinking Water Standards	UK Estuaries and coastal waters EQS	UK Freshwater EQS														
	Total Dissolved Solids (Filtered)	mg/L	5					-	-	-	-	-	-	8430	-	-	11,300	11,700	12,600	11,800	13,200
	Biological Oxygen Demand	mg/L	1					-	-	-	-	-	-	-	-	345	-	-	114	201	
	Chemical Oxygen Demand	mg/L	5					55.8	264	230	669	428	813	1680	1170	560	1090	191	254	360	498
	Dissolved Organic Carbon (Filtered)	µg/L	200					4510	77,100	74,800	204,000	120,000	225,000	39,000	234,000	157,000	163,000	62,000	78,000	69,900	137,000
	6:2 Fluorotelomer Sulfonate (6:2 FTS)	µg/L	0.002					-	-	-	-	-	-	-	-	-	-	-	-	0.0212	-
	pH (Lab)	pH_Units	0		6.5-9.5 <sup>#1</sup>	6-8.5(MAC) <sup>#53</sup>	6-9(MAC) <sup>#53</sup>	7.71	7.18	7.11	7.82	12.1	12.2	7	11.6	7.68	7.89	7.2	7.1	8.02	7.78
	Salinity	ppt (thousand)	0.1					-	-	-	-	-	-	6.4	-	-	-	10.5	10.5	-	-

**Legend**

36.2	Results exceeds GAC.
<50	Results MDL is greater than GAC.
-	Determinand has not been tested for.

**Notes**  
A range is given where a determinand has been analysed for by more than one method.

				Location	OH06008	OH07006	OH07007	OH07007	OH07008A	OH07008A	OH07012	OH07012	OH07021	OH07023	OH07023	OH07023	OH07024	OH07034			
				Sampled_Date	10/11/2020	10/12/2019	28/11/2019	11/12/2019	14/01/2020	20/01/2020	11/12/2019	11/12/2019	09/12/2019	28/01/2020	28/01/2020	11/11/2020	17/03/2020	10/12/2019			
				Time																	
				Sample_Depth	7.59	18	10	18	14	18	18	18	18	18	18	7.64	18	10			
				Avg																	
				Arcadis GAC - Human Health - Residential	UK Drinking Water Standards	UK Estuaries and coastal waters EQS	UK Freshwater EQS														
Chem_Group	Analyte	Units	MDL																		
Metals	Antimony (Filtered)	µg/L	1		5 <sup>#1</sup>		-	-	-	-	-	-	-	-	-	-	-	-			
	Arsenic	µg/L	1	NVP <sup>#2</sup>	10 <sup>#1</sup>	25 <sup>#3</sup>	50 <sup>#3</sup>	3.82	5	-	<1	9	11	3	4	4	3	3	-	2	58
	Arsenic (Filtered)	µg/L	0.5	NVP <sup>#2</sup>	10 <sup>#1</sup>	25 <sup>#3</sup>	50 <sup>#3</sup>	5.89	<1	<1	<1	7	8	<1	<1	<1	3	2	-	<1	6
	Boron	µg/L	10	NVP <sup>#2</sup>	1000 <sup>#1</sup>	7000 <sup>#4</sup>	2000 <sup>#4</sup>	720	850	-	780	1070	1210	910	930	750	370	390	-	1070	1310
	Boron (Filtered)	µg/L	10	NVP <sup>#2</sup>	1000 <sup>#1</sup>	7000 <sup>#4</sup>	2000 <sup>#4</sup>	-	-	980	-	980	1200	-	-	-	300	360	-	1060	1320
	Cadmium	µg/L	0.02	NVP <sup>#2</sup>	5 <sup>#1</sup>	0.2 <sup>#5</sup>	0.08 <sup>#6</sup>	<0.5	0.1	-	<0.02	<0.02	<0.02	<0.02	<0.02	0.05	0.07	<0.02	-	<0.02	0.22
	Cadmium (Filtered)	µg/L	0.02	NVP <sup>#2</sup>	5 <sup>#1</sup>	0.2 <sup>#5</sup>	0.08 <sup>#6</sup>	<0.08	<0.02	<0.02	0.03	<0.02	<0.02	<0.02	0.03	<0.02	0.07	0.06	-	0.04	0.08
	Chromium (hexavalent) (Filtered)	µg/L	3	NVP <sup>#2</sup>		0.6 <sup>#5</sup>	3.4 <sup>#5</sup>	<15	<3	<3	<3	<3	<3	<3	<3	<3	<3	<3	-	<3	<3
	Chromium	µg/L	1	NVP <sup>#2</sup>	50 <sup>#1</sup>	0.6 <sup>#5</sup>	3.4 <sup>#7</sup>	12.5	2	-	<1	<1	<1	<1	<1	<1	4	5	-	3	4
	Chromium (Filtered)	µg/L	1	NVP <sup>#2</sup>	50 <sup>#1</sup>	0.6 <sup>#5</sup>	3.4 <sup>#7</sup>	4.01	<1	<1	<1	<1	<1	<1	<1	<1	<1	<1	-	1	<1
	Chromium (Trivalent) (Filtered)	µg/L	3	NVP <sup>#2</sup>			4.7 <sup>#5</sup>	4.01	-	-	<3	-	-	<3	<3	-	<3	<3	-	<3	<3
	Cobalt (Filtered)	µg/L	0.5			3 <sup>#8</sup>	3 <sup>#8</sup>	<0.5	2	-	<1	3	3	3	3	5	<1	<1	-	<1	8
	Copper	µg/L	1	NVP <sup>#2</sup>	2000 <sup>#1</sup>	3.76 <sup>#9</sup>	1(bio) <sup>#10</sup>	1.19	4	-	<1	<1	2	<1	<1	<1	2	3	-	1	17
	Copper (Filtered)	µg/L	0.3	NVP <sup>#2</sup>	2000 <sup>#1</sup>	3.76 <sup>#9</sup>	1(bio) <sup>#10</sup>	<0.3	<1	<1	<1	<1	3	<1	<1	<1	<1	<1	-	<1	2
	Iron (Filtered)	µg/L	10		200 <sup>#1</sup>	1000 <sup>#3</sup>	1000 <sup>#3</sup>	25.6	10	50	10	350	340	10	10	10	<10	<10	<19	50	80
	Lead	µg/L	1	NVP <sup>#2</sup>	10 <sup>#1</sup>	1.3 <sup>#5</sup>	1.2(bio) <sup>#10</sup>	-	-	-	-	-	-	-	-	-	-	-	-	-	-
	Lead (Filtered)	µg/L	0.2	NVP <sup>#2</sup>	10 <sup>#1</sup>	1.3 <sup>#5</sup>	1.2(bio) <sup>#10</sup>	<0.2	<1	<1	<1	<1	<1	<1	<1	<1	<1	<1	-	<1	<1
	Manganese	µg/L	1		50 <sup>#1</sup>		123(bio) <sup>#11</sup>	34.3	612	-	382	859	162	233	284	304	18	25	-	1411	9829
	Manganese (Filtered)	µg/L	2		50 <sup>#1</sup>		123(bio) <sup>#11</sup>	-	420	330	240	900	880	150	150	180	<10	20	<3	1320	7480
	Mercury	µg/L	0.02	9.7 <sup>#12</sup>	1 <sup>#1</sup>	0.07(MAC) <sup>#13</sup>	0.07(MAC) <sup>#13</sup>	<0.02	<0.03	-	<0.03	<0.03	<0.03	<0.03	<0.03	<0.03	<0.03	0.07	-	<0.03	<0.03
	Mercury (Filtered)	µg/L	0.01	9.7 <sup>#12</sup>	1 <sup>#1</sup>	0.07(MAC) <sup>#13</sup>	0.07(MAC) <sup>#13</sup>	<0.01	<0.03	<0.03	<0.03	<0.03	<0.03	<0.03	<0.03	<0.03	0.03	0.06	-	<0.03	<0.03
	Molybdenum (Filtered)	µg/L	1	NVP <sup>#2</sup>	70 <sup>#11</sup>			-	-	-	-	-	-	-	-	-	-	-	-	-	-
	Nickel	µg/L	1	NVP <sup>#2</sup>	20 <sup>#1</sup>	8.6 <sup>#5</sup>	4(bio) <sup>#10</sup>	11.3	1	-	<1	8	13	6	9	3	6	6	-	1	8
	Nickel (Filtered)	µg/L	0.4	NVP <sup>#2</sup>	20 <sup>#1</sup>	8.6 <sup>#5</sup>	4(bio) <sup>#10</sup>	7.17	<1	1	<1	9	7	7	8	3	3	3	-	<1	5
	Selenium	µg/L	1	NVP <sup>#2</sup>	10 <sup>#1</sup>			<1	<1	-	<1	1	2	<1	<1	<1	9	8	-	<1	<1
	Selenium (Filtered)	µg/L	1	NVP <sup>#2</sup>	10 <sup>#1</sup>			-	-	<1	-	-	-	-	-	-	-	-	-	-	-
	Strontium (Filtered)	µg/L	1					-	-	2330	-	2480	2620	-	-	-	1260	1240	-	2610	2710
	Vanadium	µg/L	1			100	20 <sup>#12</sup>	-	-	-	-	-	-	-	-	-	-	-	-	-	-
	Vanadium (Filtered)	µg/L	1			100	20 <sup>#12</sup>	-	-	-	-	-	-	-	-	-	-	-	-	-	-
	Zinc	µg/L	2	NVP <sup>#2</sup>	3000 <sup>#17</sup>	7.9 <sup>#18</sup>	10.9(bio) <sup>#10</sup>	12.3	14	-	10	<2	<2	4	5	4	8	12	-	29	109

				Location	OH06008	OH07006	OH07007	OH07007	OH07008A	OH07008A	OH07012	OH07012	OH07021	OH07023	OH07023	OH07023	OH07024	OH07034			
				Sampled_Date	10/11/2020	10/12/2019	28/11/2019	11/12/2019	14/01/2020	20/01/2020	11/12/2019	11/12/2019	09/12/2019	28/01/2020	28/01/2020	11/11/2020	17/03/2020	10/12/2019			
				Sample_Depth	7.59	18	10	18	14	18	18	18	18	18	18	7.64	18	10			
				Avg																	
Chem_Group	Analyte	Units	MDL	Arcadis GAC - Human Health - Residential	UK Drinking Water Standards	UK Estuaries and coastal waters EQS	UK Freshwater EQS														
	Zinc (Filtered)	µg/L	1	NVP <sup>#2</sup>	3000 <sup>#17</sup>	7.9 <sup>#18</sup>	10.9(bio) <sup>#10</sup>	-	-	2	-	-	-	-	-	-	-	-	-		
Inorganics	Alkalinity (Carbonate as CaCO3)	mg/L	2					-	0	-	0	0	0	0	0	44	43	-	0	0	
	Total Hardness	mg/l	0.35					1270	-	-	-	-	-	-	-	-	694	-	-		
	Total Hardness (Filtered)	mg/l	7					-	1020	1120	1110	1880	2190	1370	1390	1320	439	540	-	2120	3530
	Alkalinity (Bicarbonate as CaCO3)	mg/L	2					-	680	-	640	1530	1630	728	767	510	142	144	<2	1600	2440
	Alkalinity (Bicarbonate) as HCO3	mg/L	2					-	-	-	-	-	-	-	-	-	-	-	-	-	
	Alkalinity (total) as CaCO3	mg/L	2					814	680	656	640	1530	1630	728	767	510	230	230	650	1600	2440
	Ammoniacal Nitrogen as N	mg/L	0.01			0.021 <sup>#3</sup>	0.6 <sup>#19</sup>	-	-	-	-	-	-	-	-	-	-	-	-	-	
	Ammoniacal Nitrogen as N (Filtered)	mg/L	0.01			0.021 <sup>#3</sup>	0.6 <sup>#19</sup>	14.2	8	7.2	7.8	55.8	56.4	11.1	11.9	6.8	0.9	1	-	45.2	67.2
	Ammoniacal Nitrogen as NH3 (Filtered)	mg/L	0.01					-	-	-	-	-	-	-	-	-	6.65	-	-		
	Bromide	mg/L	0.008					-	-	-	-	28,600	32.4	-	-	-	8.52	8.63	-	20.6	<0.06
	Bromide (Filtered)	mg/L	0.008			10.067		-	-	-	-	-	-	-	-	-	-	1.47	-	-	
	Calcium	mg/L	1					-	-	-	-	-	-	-	-	-	-	-	-	-	
	Calcium (Filtered)	mg/L	0.2					110	125	176	144	215	230	150	154	139	16	15	247	227	234
	Chloride	mg/L	1		250 <sup>#1</sup>		250 <sup>#3</sup>	-	-	-	-	-	-	-	-	-	-	-	-	-	
	Chloride (Filtered)	mg/L	1		250 <sup>#1</sup>		250 <sup>#3</sup>	5830	2680	2580	2870	7310	7450	3810	3860	3810	2240	2320	339	4990	8010
	Cyanide (Free)	µg/L	20		50 <sup>#1</sup>	1 <sup>#3</sup>	1 <sup>#2</sup>	-	<20	<20	<20	<20	<20	<20	<20	<20	<20	<20	-	<20	<20
	Cyanide (Free) (Filtered)	µg/L	2.5		50 <sup>#1</sup>	1 <sup>#3</sup>	1 <sup>#2</sup>	<2.5	-	-	-	-	-	-	-	-	-	-	-	-	
	Cyanide Total	µg/L	20		50 <sup>#1</sup>	1 <sup>#3</sup>	1 <sup>#2</sup>	-	<20	<20	<20	<20	<20	<20	<20	<20	<20	<20	-	<20	<20
	Cyanide Total (Filtered)	µg/L	5		50 <sup>#1</sup>	1 <sup>#3</sup>	1 <sup>#2</sup>	<5	-	-	-	-	-	-	-	-	-	-	-	-	
	cyanides-complex (Filtered)	µg/L	5		50 <sup>#1</sup>	1 <sup>#3</sup>	1 <sup>#2</sup>	<5	-	-	-	-	-	-	-	-	-	-	-	-	
	Fluoride	µg/L	100		1500 <sup>#1</sup>	5000 <sup>#8</sup>	1000 <sup>#15</sup>	-	300	200	200	100	100	200	200	300	700	600	-	200	100
	Fluoride (Filtered)	µg/L	500		1500 <sup>#1</sup>	5000 <sup>#8</sup>	1000 <sup>#15</sup>	<500	-	-	-	-	-	-	-	-	-	-	-	-	
	Iodide	mg/L						-	-	-	-	-	-	-	-	-	-	-	-	-	
	Iodide (Filtered)	mg/L	0.1					-	-	<0.1	-	<0.1	<0.1	-	-	<0.1	<0.1	-	<0.1	<0.1	
	Magnesium	mg/L	1					-	-	-	-	-	-	-	-	-	-	-	-	-	
	Magnesium (Filtered)	mg/L	0.036					232	172	165	182	326	393	242	245	237	97	122	0.0605	378	716
	Nitrate (as N) (Filtered)	mg/L	0.2					-	<0.2	<0.2	<0.2	<0.2	<0.2	<0.2	<0.2	<0.2	<0.2	<0.2	-	<0.2	<0.2
	Nitrate (as NO3-) (Filtered)	mg/L	0.3		50(NO3) <sup>#21</sup>			-	-	-	-	-	-	-	-	-	-	<0.3	-	-	
	Phosphate (as P) (Filtered)	µg/L	10					-	-	<10	<10	1230	1000	<10	<10	-	<10	<10	-	-	40

				Location	OH06008	OH07006	OH07007	OH07007	OH07008A	OH07008A	OH07012	OH07012	OH07021	OH07023	OH07023	OH07023	OH07024	OH07034			
				Sampled Date	10/11/2020	10/12/2019	28/11/2019	11/12/2019	14/01/2020	20/01/2020	11/12/2019	11/12/2019	09/12/2019	28/01/2020	28/01/2020	11/11/2020	17/03/2020	10/12/2019			
				Time																	
				Sample Depth	7.59	18	10	18	14	18	18	18	18	18	18	7.64	18	10			
				Avg																	
				Arcadis GAC - Human Health - Residential	UK Drinking Water Standards	UK Estuaries and coastal waters EQS	UK Freshwater EQS														
Chem_Group	Analyte	Units	MDL																		
	Phosphorus	µg/L	20					-	-	-	1600	4500	500	1000	1000	-	<100	<100	-	-	9600
	Phosphorus (Filtered)	µg/L	10					-	-	-	<100	900	800	<100	<100	-	<100	<100	-	-	100
	Potassium (Filtered)	mg/L	0.2					129	108	71	105	189	198	130	131	112	65	63	75	155	211
	Sodium	mg/L	1		200 <sup>#1</sup>			-	-	-	-	-	-	-	-	-	-	-	-	-	-
	Sodium (Filtered)	mg/L	0.076		200 <sup>#1</sup>			3500	122	1670	1880	4200	3400	2160	2150	2470	1600	1540	476	2960	4070
	Sulphate	mg/L	3		250(SO4) <sup>#22</sup>		400 <sup>#4</sup>	-	-	-	-	-	-	-	-	-	-	-	-	-	-
	Sulphate (Filtered)	mg/L	2		250(SO4) <sup>#22</sup>		400 <sup>#4</sup>	193	218	365	180	33	37	216	211	234	455	376	720	6	10
PAH	Coronene	µg/L	50					-	-	<50	<50	-	-	<50	<50	-	-	-	-	-	-
	Naphthalene	µg/L	0.01	3900		2 <sup>#3</sup>	2 <sup>#3</sup>	<1 - 0.0253	0.02	<2 - 0.18	<2 - 0.06	0.1	0.1	<2 - 0.14	<2 - 0.16	0.09	0.18	0.2	-	0.01	0.32
	Acenaphthene	µg/L	0.005	>SOL <sup>#23</sup>			No UK EQS	<0.01	<0.01	<0.01	<0.01	<0.01	<0.01	<0.01	<0.01	<0.01	<0.01	<0.01	-	<0.01	0.02
	Acenaphthylene	µg/L	0.005	>SOL <sup>#23</sup>			No UK EQS	<0.01	<0.01	<0.01	<0.01	<0.01	<0.01	<0.01	<0.01	<0.01	<0.01	<0.01	-	<0.01	<0.01
	Fluoranthene	µg/L	0.005	>SOL <sup>#23</sup>		0.0063 <sup>#3</sup>	0.0063 <sup>#3</sup>	<0.01	0.02	<0.01	<0.01	0.01	0.01	<0.01	<0.01	0.01	0.08	0.1	-	<0.01	<0.01
	Anthracene	µg/L	0.005	>SOL <sup>#23</sup>		0.1 <sup>#3</sup>	0.1 <sup>#3</sup>	<0.01	<0.01	<0.01	<0.01	<0.01	<0.01	<0.01	<0.01	<0.01	<0.01	0.01	-	<0.01	<0.01
	Phenanthrene	µg/L	0.005	>SOL <sup>#23</sup>			No UK EQS	<0.01	0.01	<2 - 0.02	<0.01	0.02	0.01	<2 - 0.02	<2 - 0.02	0.01	0.05	0.06	-	<0.01	0.02
	Fluorene	µg/L	0.005	>SOL <sup>#23</sup>			No UK EQS	<0.01	<0.01	<0.01	<0.01	<0.01	<0.01	<2 - 0.01	<2 - 0.01	<0.01	0.01	0.01	-	<0.01	0.01
	Chrysene	µg/L	0.005	>SOL <sup>#23</sup>			No UK EQS	<0.01	<0.01	<0.01	<0.01	<0.01	<0.01	<0.01	<0.01	<0.01	0.01	0.03	-	<0.01	<0.01
	Pyrene	µg/L	0.005	>SOL <sup>#23</sup>			No UK EQS	<0.01	<0.01	<0.01	<0.01	0.02	<0.01	<0.01	<0.01	0.01	0.06	0.07	-	<0.01	0.01
	Benzo(a)anthracene	µg/L	0.005	>SOL <sup>#23</sup>			No UK EQS	<0.01	<0.01	<0.01	<0.01	<0.01	<0.01	<0.01	<0.01	<0.01	0.02	0.03	-	<0.01	<0.01
	Benzo(b)fluoranthene	µg/L	0.005	>SOL <sup>#23</sup>	0.025 <sup>#24</sup>	See BaP <sup>#25</sup>	See BaP <sup>#25</sup>	<0.01	<0.01	<0.01	<0.01	<0.01	<0.01	<0.01	<0.01	<0.01	<0.01	0.01	-	<0.01	<0.01
	Benzo(k)fluoranthene	µg/L	0.005	>SOL <sup>#23</sup>	0.025 <sup>#24</sup>	See BaP <sup>#25</sup>	See BaP <sup>#25</sup>	<0.01	<0.01	<0.01	<0.01	<0.01	<0.01	<0.01	<0.01	<0.01	<0.01	<0.01	-	<0.01	<0.01
	Benzo(a)pyrene	µg/L	0.002	>SOL <sup>#23</sup>	0.01 <sup>#1</sup>	0.00017 <sup>#25</sup>	0.00017 <sup>#25</sup>	<0.004	<0.01	<0.01	<0.01	<0.01	<0.01	<0.01	<0.01	<0.01	<0.01	0.01	-	<0.01	<0.01
	Dibenz(a,h)anthracene	µg/L	0.005	>SOL <sup>#23</sup>			No UK EQS	<0.01	<0.01	<0.01	<0.01	<0.01	<0.01	<0.01	<0.01	<0.01	<0.01	<0.01	-	<0.01	<0.01
	Benzo(g,h,i)perylene	µg/L	0.005	>SOL <sup>#23</sup>	0.025 <sup>#24</sup>	See BaP <sup>#25</sup>	See BaP <sup>#25</sup>	<0.01	<0.01	<0.01	<0.01	<0.01	<0.01	<0.01	<0.01	<0.01	<0.01	<0.01	-	<0.01	<0.01
	Indeno(1,2,3-c,d)pyrene	µg/L	0.005	>SOL <sup>#23</sup>	0.025 <sup>#24</sup>	See BaP <sup>#25</sup>	See BaP <sup>#25</sup>	<0.01	<0.01	<0.01	<0.01	<0.01	<0.01	<0.01	<0.01	<0.01	<0.01	<0.01	-	<0.01	<0.01
	PAH 16 Total	µg/L	0.082					<0.164	<0.18	<0.33	<0.21	<0.26	<0.26	<0.3	<0.32	<0.25	<0.51	<0.59	-	<0.16	<0.48
TPH CWG	>C5-C6 Aliphatics	µg/L	10	>SOL <sup>#23</sup>	See TPH	See TPH	See TPH	11	<100	<100	<100	<100	<100	<100	<100	<100	<100	<100	-	<100	<100
	>C6-C7 Aliphatics	µg/L	100					-	<100	<100	<100	<100	<100	<100	<100	<100	<100	<100	-	<100	<100
	>C6-C8 Aliphatics	µg/L	10	>SOL <sup>#23</sup>	See TPH	See TPH	See TPH	136	<100	-	<100	<100	<200	<100	<100	<100	<100	<100	-	<100	<100
	>C7-C8 Aliphatics	µg/L	100					-	<100	<100	<100	<100	<100	<100	<100	<100	<100	<100	-	<100	<100
	>C8-C10 Aliphatics	µg/L	10	>SOL <sup>#23</sup>	See TPH	See TPH	See TPH	113	<10	<10	<10	<10	<10	<10	<10	<10	<10	<10	-	<10	<10

				Location	OH06008	OH07006	OH07007	OH07007	OH07008A	OH07008A	OH07012	OH07012	OH07021	OH07023	OH07023	OH07023	OH07024	OH07034			
				Sampled_Date	10/11/2020	10/12/2019	28/11/2019	11/12/2019	14/01/2020	20/01/2020	11/12/2019	11/12/2019	09/12/2019	28/01/2020	28/01/2020	11/11/2020	17/03/2020	10/12/2019			
				Time																	
				Sample_Depth	7.59	18	10	18	14	18	18	18	18	18	18	7.64	18	10			
				Avg																	
Chem_Group	Analyte	Units	MDL	Arcadis GAC - Human Health - Residential	UK Drinking Water Standards	UK Estuaries and coastal waters EQS	UK Freshwater EQS														
	>C10-C12 Aliphatics	µg/L	10	>SOL <sup>#23</sup>	See TPH	See TPH	See TPH	54	<10	<10	<10	<10	<10	<10	<10	<10	<10	-	<10	<10	
	>C12-C16 Aliphatics	µg/L	10	>SOL <sup>#23</sup>	See TPH	See TPH	See TPH	<20	<10	<10	<10	<10	<10	<10	<10	<10	<10	<10	-	<10	<10
	>C16-C21 Aliphatics	µg/L	10	NR <sup>#26</sup>	See TPH	See TPH	See TPH	<20	<10	<10	<10	<10	<10	<10	<10	<10	<10	<10	-	<10	<10
	>C21-C35 Aliphatics	µg/L	10	NR <sup>#26</sup>	See TPH	See TPH	See TPH	<20	<10	<10	<10	46	<10	<10	<10	<10	<10	<10	-	14	<10
	>C16-C35 Aliphatics	µg/L	10	NR <sup>#26</sup>				<20	-	-	-	-	-	-	-	-	-	-	-	-	-
	>C8-C40 Aliphatics	µg/L	10		<10	14	15	129	<10	<10	<10	13	<10	<10	<10	<10	-	16	<10	<10	
	Total Aliphatics >C12-C35	µg/L	10		<20	-	-	-	-	-	-	-	-	-	-	-	-	-	-	-	-
	>EC5-EC7 Aromatics	µg/L	5	910	See TPH	See TPH	See TPH	<10	<5	-	<5	<100	<200	<5	<5	<5	<100	<100	-	<100	<5
	>EC6-EC7 Aromatics	µg/L	10					-	-	-	-	-	-	-	-	-	-	-	-	-	-
	>EC7-EC8 Aromatics	µg/L	5	>SOL <sup>#23</sup>	See TPH	See TPH	See TPH	<10	<5	-	<5	<100	<200	<5	<5	<5	<100	<100	-	<100	<5
	>EC8-EC10 Aromatics	µg/L	10	8900	See TPH	See TPH	See TPH	359	<10	<10	<10	<10	<10	<10	<10	<10	<10	<10	-	<10	<10
	>EC10-EC12 Aromatics	µg/L	10	8000	See TPH	See TPH	See TPH	36	<10	<10	<10	<10	<10	<10	<10	<10	<10	<10	-	<10	<10
	>EC8-EC40 Aromatics	µg/L	10					-	-	-	<10	-	-	106	31	-	10	10	-	<10	<10
	>EC12-EC16 Aromatics	µg/L	10	>SOL <sup>#23</sup>	See TPH	See TPH	See TPH	<20	<10	<10	<10	<10	<10	<10	<10	<10	<10	<10	-	<10	<10
	>EC16-EC21 Aromatics	µg/L	10	NR <sup>#26</sup>	See TPH	See TPH	See TPH	<20	<10	<10	<10	<10	<10	<10	<10	<10	<10	<10	-	<10	<10
	>EC21-EC35 Aromatics	µg/L	10	NR <sup>#26</sup>	See TPH	See TPH	See TPH	<20	12	<10	<10	<10	<10	89	17	32	<10	<10	-	<10	<10
	Total Aromatics >EC12-EC35	µg/L	10					<20	-	-	-	-	-	-	-	-	-	-	-	-	-
	TPH >C5-C35 Aliphatics/Aromatics	µg/L	10	na <sup>#27</sup>	10 <sup>#28</sup>	150 <sup>#29</sup>	150 <sup>#29</sup>	710	-	-	-	-	-	-	-	-	-	-	-	-	-
TPH	>C5-C6	µg/L	100					-	<100	<100	<100	<100	<100	<100	<100	<100	<100	<100	-	<100	<100
	>C6-C7	µg/L	100					-	<100	<100	<100	<100	<100	<100	<100	<100	<100	<100	-	<100	<100
	>C7-C8	µg/L	100					-	<100	<100	<100	<100	<100	<100	<100	<100	<100	<100	-	<100	<100
	>C8-C10	µg/L	100					-	<100	<100	<100	<100	<100	<100	<100	<100	<100	<100	-	<100	<100
	GRO	µg/L	100					-	<100	<100	<100	<100	<100	<100	<100	108	103	-	<100	<100	
	GRO >C5-12	µg/L	50					710	-	-	-	-	-	-	-	-	-	-	-	-	-
BTEX and MTBE	Benzene	µg/L	1	910	1 <sup>#1</sup>	8 <sup>#3</sup>	10 <sup>#3</sup>	<1	<1	<1	<1	<1	<1	<1	<1	<1	<1	<1	-	<1	<1
	Toluene	µg/L	1	>SOL <sup>#23</sup>	700 <sup>#30</sup>	74 <sup>#3</sup>	74 <sup>#3</sup>	<4 - 1.08	<5	<5 - 2	<1	<5	<5	<1	<1	<5	<5 - 1	<5 - 1	-	<5 - 1	<5 - 3
	Ethylbenzene	µg/L	1	55000	300 <sup>#30</sup>	20 <sup>#31</sup>	20 <sup>#31</sup>	<1 - 56	<1	<1	<1	<1	<1	<1	<1	<1	<1	<1	-	<1	<1
	Xylene (m & p)	µg/L	1	22500	250 <sup>#33</sup>	15 <sup>#34</sup>	15 <sup>#34</sup>	<1	<1	2	<1	<1	<1	<1	<1	<1	1 - 13	1 - 12	-	<1	<10 - 3
	Xylene (o)	µg/L	1	22500	250 <sup>#33</sup>	15 <sup>#34</sup>	15 <sup>#34</sup>	<1 - 227	<1	<1	<1	<1	<1	<1	<1	<1	<5 - 1	<5 - 1	-	<1	<5 - 2
	Xylene Total	µg/L	2	45000	500 <sup>#30</sup>	30 <sup>#4</sup>	30 <sup>#4</sup>	227	<2	<1	<2	<2	<2	<2	<2	<2	<15 - 2	<15 - 2	-	<1	<15 - 5

				Location	OH06008	OH07006	OH07007	OH07007	OH07008A	OH07008A	OH07012	OH07012	OH07021	OH07023	OH07023	OH07023	OH07024	OH07034		
				Sampled Date	10/11/2020	10/12/2019	28/11/2019	11/12/2019	14/01/2020	20/01/2020	11/12/2019	11/12/2019	09/12/2019	28/01/2020	28/01/2020	11/11/2020	17/03/2020	10/12/2019		
				Sample Depth	7.59	18	10	18	14	18	18	18	18	18	18	7.64	18	10		
				Avg																
Chem_Group	Analyte	Units	MDL	Arcadis GAC - Human Health - Residential	UK Drinking Water Standards	UK Estuaries and coastal waters EQS	UK Freshwater EQS													
	MTBE	µg/L	1	390000	15 <sup>#35</sup>	15 <sup>#35</sup>	15 <sup>#36</sup>	<1	<1	<1	<1	<1	<1	<1	<1	<1	<1	-	<1	<1
	Total BTEX	µg/L	28					283	-	-	-	-	-	-	-	-	-	-	-	-
VOC	Styrene	µg/L	1			50 <sup>#4</sup>	50 <sup>#4</sup>	<1	-	<1	<1	-	-	<1	<1	-	-	-	-	-
	cis-1,3-dichloropropene	µg/L	1					<1	-	<1	<1	-	-	<1	<1	-	-	-	-	-
	trans-1,3-dichloropropene	µg/L	1					<1	-	<1	<1	-	-	<1	<1	-	-	-	-	-
	1,1,1,2-tetrachloroethane	µg/L	1				70 <sup>#37</sup>	<1	-	<1	<1	-	-	<1	<1	-	-	-	-	-
	1,1,1-trichloroethane	µg/L	1	270000	2000 <sup>#38</sup>	100 <sup>#4</sup>	100 <sup>#4</sup>	<1	-	<1	<1	-	-	<1	<1	-	-	-	-	-
	1,1,2,2-tetrachloroethane	µg/L	1				70 <sup>#37</sup>	<1	-	<1	<1	-	-	<1	<1	-	-	-	-	-
	1,1,2-trichloroethane	µg/L	1			300 <sup>#4</sup>	400 <sup>#4</sup>	<1	-	<1	<1	-	-	<1	<1	-	-	-	-	-
	1,1-dichloroethane	µg/L	1	30000	2.8 <sup>#39</sup>			<1	-	<1	<1	-	-	<1	<1	-	-	-	-	-
	1,1-dichloroethene	µg/L	1	14000	140 <sup>#40</sup>			<1	-	<1	<1	-	-	<1	<1	-	-	-	-	-
	1,1-dichloropropene	µg/L	1					<1	-	<1	<1	-	-	<1	<1	-	-	-	-	-
	1,2,3-trichloropropane	µg/L	1					<1	-	<1	<1	-	-	<1	<1	-	-	-	-	-
	1,2,4-trimethylbenzene	µg/L	1					<1	-	<1	<1	-	-	<1	<1	-	-	-	-	-
	1,2-dibromo-3-chloropropane	µg/L	1					<1	-	<5	<5	-	-	<5	<5	-	-	-	-	-
	1,2-dibromoethane	µg/L	1					<1	-	<1	<1	-	-	<1	<1	-	-	-	-	-
	1,2-dichloroethane	µg/L	1	63	3 <sup>#1</sup>	10 <sup>#3</sup>	10 <sup>#3</sup>	<1	-	<1	<1	-	-	<1	<1	-	-	-	-	-
	1,2-dichloropropane	µg/L	1					<1	-	<1	<1	-	-	<1	<1	-	-	-	-	-
	1,3,5-trimethylbenzene	µg/L	1					<1	-	<1	<1	-	-	<1	<1	-	-	-	-	-
	1,3-dichloropropane	µg/L	1					<1	-	<1	<1	-	-	<1	<1	-	-	-	-	-
	2,2-dichloropropane	µg/L	1					<1	-	<1	<1	-	-	<1	<1	-	-	-	-	-
	2-chlorotoluene	µg/L	1					<1	-	<1	<1	-	-	<1	<1	-	-	-	-	-
	4-chlorotoluene	µg/L	1					<1	-	<1	<1	-	-	<1	<1	-	-	-	-	-
	Bromobenzene	µg/L	1					<1	-	<1	<1	-	-	<1	<1	-	-	-	-	-
	Bromochloromethane	µg/L	1					<1	-	<1	<1	-	-	<1	<1	-	-	-	-	-
	Bromodichloromethane	µg/L	1		25 <sup>#41</sup>			<1	-	<1	<1	-	-	<1	<1	-	-	-	-	-
	Bromoform	µg/L	1		25 <sup>#41</sup>			<1	-	<1	<1	-	-	<1	<1	-	-	-	-	-
	Bromomethane	µg/L	1					<1	-	<1	<1	-	-	<1	<1	-	-	-	-	-
	Carbon disulfide	µg/L	1					1.25	-	-	-	-	-	-	-	-	-	-	-	-
	Carbon tetrachloride	µg/L	1		3 <sup>#1</sup>	12 <sup>#3</sup>	12 <sup>#3</sup>	<1	-	<1	<1	-	-	<1	<1	-	-	-	-	-

				Location	OH06008	OH07006	OH07007	OH07007	OH07008A	OH07008A	OH07012	OH07012	OH07021	OH07023	OH07023	OH07023	OH07024	OH07034	
				Sampled_Date	10/11/2020	10/12/2019	28/11/2019	11/12/2019	14/01/2020	20/01/2020	11/12/2019	11/12/2019	09/12/2019	28/01/2020	28/01/2020	11/11/2020	17/03/2020	10/12/2019	
				Sample_Depth	7.59	18	10	18	14	18	18	18	18	18	18	7.64	18	10	
				Avg															
Chem_Group	Analyte	Units	MDL	Arcadis GAC - Human Health - Residential	UK Drinking Water Standards	UK Estuaries and coastal waters EQS	UK Freshwater EQS												
	Chlorodibromomethane	µg/L	1		25 <sup>#41</sup>			<1	-	<1	<1	-	-	<1	<1	-	-	-	-
	Chloroethane	µg/L	1					<1	-	<1	<1	-	-	<1	<1	-	-	-	-
	Chloroform	µg/L	1	15000	25 <sup>#41</sup>	2.5 <sup>#3</sup>	2.5 <sup>#3</sup>	<1	-	<1	<1	-	-	<1	<1	-	-	-	-
	Chloromethane	µg/L	1					<1	-	<1	<1	-	-	<1	<1	-	-	-	-
	cis-1,2-dichloroethene	µg/L	1	2200	25 <sup>#42</sup>			<1	-	<1	<1	-	-	<1	<1	-	-	-	-
	Dibromomethane	µg/L	1					<1	-	<1	<1	-	-	<1	<1	-	-	-	-
	Dichlorodifluoromethane	µg/L	1					<1	-	<1	<1	-	-	<1	<1	-	-	-	-
	Dichloromethane	µg/L	3			20 <sup>#3</sup>	20 <sup>#3</sup>	<3	-	-	-	-	-	-	-	-	-	-	-
	Isopropylbenzene	µg/L	1					<1	-	<1	<1	-	-	<1	<1	-	-	-	-
	n-butylbenzene	µg/L	1					<1	-	<1	<1	-	-	<1	<1	-	-	-	-
	n-propylbenzene	µg/L	1					<1	-	<1	<1	-	-	<1	<1	-	-	-	-
	p-isopropyltoluene	µg/L	1					<1	-	<1	<1	-	-	<1	<1	-	-	-	-
	sec-butylbenzene	µg/L	1					<1	-	<1	<1	-	-	<1	<1	-	-	-	-
	Trichloroethene	µg/L	1	260	5 <sup>#43</sup>	10 <sup>#3</sup>	10 <sup>#3</sup>	<1	-	<1	<1	-	-	<1	<1	-	-	-	-
	tert-butylbenzene	µg/L	1					<1	-	<1	<1	-	-	<1	<1	-	-	-	-
	Tetrachloroethene	µg/L	1	2700	5 <sup>#43</sup>	10 <sup>#3</sup>	10 <sup>#3</sup>	<1	-	<1	<1	-	-	<1	<1	-	-	-	-
	trans-1,2-dichloroethene	µg/L	1	7100	25 <sup>#42</sup>			<1	-	<1	<1	-	-	<1	<1	-	-	-	-
	Trichlorofluoromethane	µg/L	1					<1	-	<1	<1	-	-	<1	<1	-	-	-	-
	Vinyl chloride	µg/L	1	97	0.5 <sup>#1</sup>			<1	-	<1	<1	-	-	<1	<1	-	-	-	-
	tert-Amyl methyl ether	µg/L	1					<1	-	-	-	-	-	-	-	-	-	-	-
VOC/SVOC	1,2,3-trichlorobenzene	µg/L	0.01			0.13 <sup>#44</sup>	0.13 <sup>#44</sup>	<1	-	<0.02	<1	-	-	<1	<1	-	-	-	<0.01
	1,2,4-trichlorobenzene	µg/L	0.01			0.13 <sup>#44</sup>	0.13 <sup>#44</sup>	<1	-	<5	<5	-	-	<5	<5	-	-	-	-
	1,2-dichlorobenzene	µg/L	1			6.7 <sup>#45</sup>	6.7 <sup>#45</sup>	<1	-	<5	<5	-	-	<5	<5	-	-	-	-
	1,3,5-Trichlorobenzene	µg/L	0.01			0.13 <sup>#44</sup>	0.13 <sup>#44</sup>	<1	-	<0.02	-	-	-	-	-	-	-	-	<0.01
	1,3-dichlorobenzene	µg/L	1			6.7 <sup>#45</sup>	6.7 <sup>#45</sup>	<1	-	<1	<1	-	-	<1	<1	-	-	-	-
	1,4-dichlorobenzene	µg/L	1			6.7 <sup>#45</sup>	6.7 <sup>#45</sup>	<1	-	<1	<1	-	-	<1	<1	-	-	-	-
	Chlorobenzene	µg/L	1	2400	100 <sup>#46</sup>			<1	-	<1	<1	-	-	<1	<1	-	-	-	-
	Hexachlorobutadiene	µg/L	0.01			0.6(MAC) <sup>#13</sup>	0.6(MAC) <sup>#13</sup>	<1	-	<5	<5	-	-	<5	<5	-	-	-	-
SVOC	Benzyl alcohol	µg/L	5					-	-	<5	<5	-	-	<5	<5	-	-	-	-
	Diphenyl ether	mg/L	0.002					-	-	<0.002	<0.002	-	-	<0.002	<0.002	-	-	-	-



				Location	OH06008	OH07006	OH07007	OH07007	OH07008A	OH07008A	OH07012	OH07012	OH07021	OH07023	OH07023	OH07023	OH07024	OH07034	
				Sampled Date	10/11/2020	10/12/2019	28/11/2019	11/12/2019	14/01/2020	20/01/2020	11/12/2019	11/12/2019	09/12/2019	28/01/2020	28/01/2020	11/11/2020	17/03/2020	10/12/2019	
				Time															
				Sample Depth Avg	7.59	18	10	18	14	18	18	18	18	18	18	7.64	18	10	
				Arcadis GAC - Human Health - Residential	UK Drinking Water Standards	UK Estuaries and coastal waters EQS	UK Freshwater EQS												
Chem_Group	Analyte	Units	MDL																
	4-bromophenyl phenyl ether	µg/L	1					<10	-	<5	<5	-	-	<5	<5	-	-	-	
	4-nitroaniline	µg/L	1					<10	-	<5	<5	-	-	<5	<5	-	-	-	
	4-nitrophenol	µg/L	1					<10	-	<50	<50	-	-	<50	<50	-	-	-	
	1,1-Biphenyl	µg/L	2			25	25 <sup>93</sup>	-	-	<2	<2	-	-	<2	<2	-	-	-	
	1,2,3,4-tetrachlorobenzene	µg/L	0.01					-	-	<0.02	-	-	-	-	-	-	<0.01	-	
	1-Methylnaphthalene	µg/L	2					-	-	<2	<2	-	-	<2	<2	-	-	-	
	2,4,5-trichlorophenol	µg/L	1					<10	-	<20	<20	-	-	<20	<20	-	-	-	
	2,4,6-trichlorophenol	µg/L	1					<10	-	<20	<20	-	-	<20	<20	-	-	-	
	2,4-dichlorophenol	µg/L	1			0.42 <sup>93</sup>	4.2 <sup>93</sup>	<10	-	<20	<20	-	-	<20	<20	-	-	-	
	2,4-dimethylphenol	µg/L	1					<10	-	<20	<20	-	-	<20	<20	-	-	-	
	2,4-dinitrophenol	µg/L	10					-	-	<10	<10	-	-	<10	<10	-	-	-	
	2,4-dinitrotoluene	µg/L	1					<10	-	<5	<5	-	-	<5	<5	-	-	-	
	2,6-dinitrotoluene	µg/L	1					<10	-	<5	<5	-	-	<5	<5	-	-	-	
	2-chloronaphthalene	µg/L	1					<10	-	<2	<2	-	-	<2	<2	-	-	-	
	2-chlorophenol	µg/L	1			50 <sup>94</sup>	50 <sup>94</sup>	<10	-	<20	<20	-	-	<20	<20	-	-	-	
	2-methylnaphthalene	µg/L	1					<10	-	<2	<2	-	-	<2	<2	-	-	-	
	2-methylphenol	µg/L	1					<10	-	-	<5	-	-	<5	<5	-	-	-	
	2-nitroaniline	µg/L	1					<10	-	<5	<5	-	-	<5	<5	-	-	-	
	2-nitrophenol	µg/L	1					<10	-	<20	<20	-	-	<20	<20	-	-	-	
	3-nitroaniline	µg/L	1					<10	-	<5	<5	-	-	<5	<5	-	-	-	
	4,6-Dinitro-2-methylphenol	µg/L	50					-	-	<50	<50	-	-	<50	<50	-	-	-	
	4-chloro-3-methylphenol	µg/L	1			40 <sup>94</sup>	40 <sup>94</sup>	<10	-	<5	<5	-	-	<5	<5	-	-	-	
	4-chloroaniline	µg/L	1					<10	-	<5	<5	-	-	<5	<5	-	-	-	
	4-chlorophenol	µg/L	20			50 <sup>94</sup>	50 <sup>94</sup>	-	-	<20	<20	-	-	<20	<20	-	-	-	
	4-chlorophenyl phenyl ether	µg/L	1					<10	-	<5	<5	-	-	<5	<5	-	-	-	
	4-methylphenol	µg/L	1					<10	-	-	-	-	-	-	-	-	-	-	
	Azobenzene	µg/L	1					<10	-	-	<50	-	-	<50	<50	-	-	-	
	Benzoic Acid	µg/L	100					-	-	<100	<100	-	-	<100	<100	-	-	-	
	Bis(2-chloroethoxy) methane	µg/L	1					<10	-	<5	<5	-	-	<5	<5	-	-	-	
	Bis(2-chloroethyl)ether	µg/L	1					<10	-	<5	<5	-	-	<5	<5	-	-	-	

				Location	OH06008	OH07006	OH07007	OH07007	OH07008A	OH07008A	OH07012	OH07012	OH07021	OH07023	OH07023	OH07023	OH07024	OH07034	
				Sampled Date	10/11/2020	10/12/2019	28/11/2019	11/12/2019	14/01/2020	20/01/2020	11/12/2019	11/12/2019	09/12/2019	28/01/2020	28/01/2020	11/11/2020	17/03/2020	10/12/2019	
				Sample Time															
				Sample Depth	7.59	18	10	18	14	18	18	18	18	18	18	7.64	18	10	
				Avg															
				Arcadis GAC - Human Health - Residential	UK Drinking Water Standards	UK Estuaries and coastal waters EQS	UK Freshwater EQS												
Chem_Group	Analyte	Units	MDL																
	Bis(2-chloroisopropyl) ether	µg/L	5					-	-	<5	<5	-	-	<5	<5	-	-	-	
	Bis(2-ethylhexyl) phthalate	µg/L	2			1.3 <sup>#3</sup>	1.3 <sup>#3</sup>	<20	-	<5	<5	-	-	<5	<5	-	-	-	
	Butyl benzyl phthalate	µg/L	1			0.75 <sup>#3</sup>	7.5 <sup>#3</sup>	<10	-	<5	<5	-	-	<5	<5	-	-	-	
	Carbazole	µg/L	1					<10	-	-	<50	-	-	<50	<50	-	-	-	
	Dibenzofuran	µg/L	1					<10	-	<5	<5	-	-	<5	<5	-	-	-	
	Diethylphthalate	µg/L	1			200 <sup>#4</sup>	200 <sup>#4</sup>	<10	-	<5	<5	-	-	<5	<5	-	-	-	
	Dimethyl phthalate	µg/L	1			800 <sup>#4</sup>	800 <sup>#4</sup>	<10	-	<5	<5	-	-	<5	<5	-	-	-	
	Di-n-butyl phthalate	µg/L	1			8 <sup>#4</sup>	8 <sup>#4</sup>	<10	-	<5	<5	-	-	<5	<5	-	-	-	
	Di-n-octyl phthalate	µg/L	2			20 <sup>#4</sup>	20 <sup>#4</sup>	<50	-	<2	<2	-	-	<2	<2	-	-	-	
	Hexachlorobenzene	µg/L	0.01			0.05(MAC) <sup>#13</sup>	0.05(MAC) <sup>#13</sup>	<10	-	<0.02	<5	-	-	<5	<5	-	-	<0.01	
	Hexachlorocyclopentadiene	µg/L	1					<10	-	<5	<5	-	-	<5	<5	-	-	-	
	Hexachloroethane	µg/L	1					<10	-	<5	<5	-	-	<5	<5	-	-	-	
	Isophorone	µg/L	1					<10	-	<5	<5	-	-	<5	<5	-	-	-	
	Nitrobenzene	µg/L	1					<10	-	<5	<5	-	-	<5	<5	-	-	-	
	N-nitrosodi-n-propylamine	µg/L	1					<10	-	<5	<5	-	-	<5	<5	-	-	-	
	n-Nitrosodiphenylamine	µg/L	5					-	-	<5	<5	-	-	<5	<5	-	-	-	
	Pentachlorobenzene	µg/L	0.01			0.0007 <sup>#3</sup>	0.007 <sup>#3</sup>	-	-	<0.02	-	-	-	-	-	-	-	<0.01	
	Pentachloronitrobenzene	µg/L	0.01					-	-	-	-	-	-	-	-	-	-	-	
	Pentachlorophenol	µg/L	1			0.4 <sup>#3</sup>	0.4 <sup>#3</sup>	<10	-	<50	<50	-	-	<50	<50	-	-	-	
PCB	Heptachlorobiphenyl, 2,3,3,4,4,5,5- (PCB 189)	µg/L	0.01					-	-	-	-	-	-	-	-	-	-	<0.04	
	Hexachlorobiphenyl, 2,3,3,4,4,5- (PCB 156)	µg/L	0.01					-	-	-	-	-	-	-	-	-	-	<0.04	
	Hexachlorobiphenyl, 2,3,3,4,4,5- (PCB 157)	µg/L	0.01					-	-	-	-	-	-	-	-	-	-	<0.04	
	Hexachlorobiphenyl, 2,3,4,4,5,5- (PCB 167)	µg/L	0.01					-	-	-	-	-	-	-	-	-	-	<0.04	
	Hexachlorobiphenyl, 3,3,4,4,5,5- (PCB 169)	µg/L	0.01					-	-	-	-	-	-	-	-	-	-	<0.04	
	PCB 101	µg/L	0.01					-	-	-	-	-	-	-	-	-	-	<0.04	
	PCB 118	µg/L	0.01					-	-	-	-	-	-	-	-	-	-	<0.04	
	PCB 138	µg/L	0.01					-	-	-	-	-	-	-	-	-	-	<0.04	
	PCB 153	µg/L	0.01					-	-	-	-	-	-	-	-	-	-	<0.04	
	PCB 180	µg/L	0.01					-	-	-	-	-	-	-	-	-	-	<0.04	
	PCB 28	µg/L	0.01					-	-	-	-	-	-	-	-	-	-	<0.04	

				Location	OH06008	OH07006	OH07007	OH07007	OH07008A	OH07008A	OH07012	OH07012	OH07021	OH07023	OH07023	OH07023	OH07024	OH07034	
				Sampled Date	10/11/2020	10/12/2019	28/11/2019	11/12/2019	14/01/2020	20/01/2020	11/12/2019	11/12/2019	09/12/2019	28/01/2020	28/01/2020	11/11/2020	17/03/2020	10/12/2019	
				Sample Time															
				Sample Depth Avg	7.59	18	10	18	14	18	18	18	18	18	18	7.64	18	10	
				Arcadis GAC - Human Health - Residential	UK Drinking Water Standards	UK Estuaries and coastal waters EQS	UK Freshwater EQS												
Chem_Group	Analyte	Units	MDL																
	PCB 52	µg/L	0.01	-	-	-	-	-	-	-	-	-	-	-	-	-	-	<0.04	-
	Pentachlorobiphenyl, 2,3,3,4,4,- (PCB 105)	µg/L	0.01	-	-	-	-	-	-	-	-	-	-	-	-	-	-	<0.04	-
	Pentachlorobiphenyl, 2,3,4,4,5- (PCB 114)	µg/L	0.01	-	-	-	-	-	-	-	-	-	-	-	-	-	-	<0.04	-
	Pentachlorobiphenyl, 2,3,4,4,5- (PCB 123)	µg/L	0.01	-	-	-	-	-	-	-	-	-	-	-	-	-	-	<0.04	-
	Pentachlorobiphenyl, 3,3,4,4,5- (PCB 126)	µg/L	0.01	-	-	-	-	-	-	-	-	-	-	-	-	-	-	<0.04	-
	Tetrachlorobiphenyl, 3,3,4,4- (PCB 77)	µg/L	0.01	-	-	-	-	-	-	-	-	-	-	-	-	-	-	<0.04	-
	Tetrachlorobiphenyl, 3,4,4,5- (PCB 81)	µg/L	0.01	-	-	-	-	-	-	-	-	-	-	-	-	-	-	<0.04	-
	Total PCB 7 Congeners	µg/L	0.105	-	-	-	-	-	-	-	-	-	-	-	-	-	-	-	-
Phenolics	Xylenols (Filtered)	µg/L	0.5	<2.5	-	-	-	-	-	-	-	-	-	-	-	-	-	-	-
	3-&4-methylphenol	µg/L	20	-	-	<20	<20	-	-	<20	<20	-	-	-	-	-	-	-	-
	Trimethylphenols	µg/L	0.5	-	-	-	-	-	-	-	-	-	-	-	-	-	-	-	-
	Trimethylphenols (Filtered)	µg/L	0.5	-	<0.5	<0.5	<0.5	<0.5	<0.5	<0.5	<0.5	<0.5	<0.5	3	<0.5	-	<0.5	<0.5	
	Cresol Total	µg/L	0.5	-	-	-	-	-	-	-	-	-	-	-	-	-	-	-	-
	Cresol Total (Filtered)	µg/L	0.5	10.6	<0.5	<0.5	<0.5	5.1	1.6	<0.5	<0.5	<0.5	<0.5	4.9	5.3	-	<0.5	<0.5	
	Dimethylphenols	µg/L	0.5	-	-	-	-	-	-	-	-	-	-	-	-	-	-	-	-
	Dimethylphenols (Filtered)	µg/L	0.5	-	<0.5	<0.5	<0.5	<0.5	<0.5	<0.5	<0.5	<0.5	<0.5	5.1	6.4	-	<0.5	<0.5	
	Phenol	µg/L	0.5	1200000	5800 <sup>#39</sup>	7.7 <sup>#3</sup>	7.7 <sup>#3</sup>	<10	-	<20	<20	<20	<20	-	-	-	-	-	
	Phenol (Filtered)	µg/L	0.5	1200000	5800 <sup>#39</sup>	7.7 <sup>#3</sup>	7.7 <sup>#3</sup>	17.2	<0.5	<0.5	<0.5	1.6	24.1	<0.5	<0.5	<0.5	2789.4	1837.8	1.2
	Phenols Monohydric (Filtered)	µg/L	0.5	27.8	-	-	-	-	-	-	-	-	-	-	-	-	-	-	
PFAS	Branched PFOS	µg/L	0.002	-	-	-	-	-	-	-	-	-	-	-	-	-	-	-	
	Linear PFOS(Perfluoro-1-octanesulfonate)	µg/l	0.0013	-	-	-	-	-	-	-	-	-	-	-	-	-	-	-	
	Perfluoro-1-butanesulfonate	µg/L	0.002	-	-	-	-	-	-	-	-	-	-	-	-	-	-	-	
	Perfluoro-1-hexanesulfonate	µg/L	0.002	-	-	-	-	-	-	-	-	-	-	-	-	-	-	-	
	Perfluorooctanoate (PFOA)	µg/L	0.0013	-	-	0.01 <sup>#47</sup>	-	-	-	-	-	-	-	-	-	-	-	-	
	Perfluoro-1-decanesulfonate	µg/L	0.002	-	-	-	-	-	-	-	-	-	-	-	-	-	-	-	
	Perfluoro-1-heptanesulfonate	µg/L	0.002	-	-	-	-	-	-	-	-	-	-	-	-	-	-	-	
	Perfluoro-n-butanoic acid	µg/L	0.004	-	-	-	-	-	-	-	-	-	-	-	-	-	-	-	
	Perfluoro-n-decanoic acid	µg/L	0.002	-	-	-	-	-	-	-	-	-	-	-	-	-	-	-	
	Perfluoro-n-heptanoic acid	µg/L	0.002	-	-	-	-	-	-	-	-	-	-	-	-	-	-	-	
	Perfluoro-n-hexanoic acid	µg/L	0.002	-	-	-	-	-	-	-	-	-	-	-	-	-	-	-	

				Location	OH06008	OH07006	OH07007	OH07007	OH07008A	OH07008A	OH07012	OH07012	OH07021	OH07023	OH07023	OH07023	OH07024	OH07034	
				Sampled Date	10/11/2020	10/12/2019	28/11/2019	11/12/2019	14/01/2020	20/01/2020	11/12/2019	11/12/2019	09/12/2019	28/01/2020	28/01/2020	11/11/2020	17/03/2020	10/12/2019	
				Sample Time															
				Sample Depth	7.59	18	10	18	14	18	18	18	18	18	18	7.64	18	10	
				Avg															
				Arcadis GAC - Human Health - Residential	UK Drinking Water Standards	UK Estuaries and coastal waters EQS	UK Freshwater EQS												
Chem_Group	Analyte	Units	MDL																
	Perfluoro-n-pentanoic acid	µg/L	0.002	-	-	-	-	-	-	-	-	-	-	-	-	-	-	-	-
	Perfluoro-n-dodecanoic acid	µg/L	0.002	-	-	-	-	-	-	-	-	-	-	-	-	-	-	-	-
	Perfluoro-n-nonanoic acid	µg/L	0.002	-	-	-	-	-	-	-	-	-	-	-	-	-	-	-	-
	Perfluoro-n-undecanoic acid	µg/L	0.002	-	-	-	-	-	-	-	-	-	-	-	-	-	-	-	-
	Perfluorooctanesulfonamide	µg/L	0.004	-	-	-	-	-	-	-	-	-	-	-	-	-	-	-	-
	Total PFOS	µg/L	0.002		0.01 <sup>#47</sup>	0.00013 <sup>#48</sup>	0.00065 <sup>#48</sup>	-	-	-	-	-	-	-	-	-	-	-	-
Organotins	Tributyltin	µg/L	0.001			0.0002 <sup>#3</sup>	0.0002 <sup>#3</sup>	-	-	-	-	-	-	-	-	-	-	<0.1	-
Pesticides	1-(3,4-Dichlorophenyl) urea (DCPU)	µg/l		-	-	-	-	-	-	-	-	-	-	-	-	-	-	-	-
	2-(4-Chlorophenoxy)propionic acid, 4-CPP	µg/l		-	-	-	-	-	-	-	-	-	-	-	-	-	-	-	-
	2-amino-N-(isopropyl)benzamide	µg/l		-	-	-	-	-	-	-	-	-	-	-	-	-	-	-	-
	2-Chloro-2,6-diethylacetanilide	µg/l		-	-	-	-	-	-	-	-	-	-	-	-	-	-	-	-
	Acibenzolar-S-methyl	µg/l		-	-	-	-	-	-	-	-	-	-	-	-	-	-	-	-
	Aminopyralid	µg/l		-	-	-	-	-	-	-	-	-	-	-	-	-	-	-	-
	Azoxystrobin	µg/L		-	-	-	-	-	-	-	-	-	-	-	-	-	-	-	-
	BAM	µg/l		-	-	-	-	-	-	-	-	-	-	-	-	-	-	-	-
	Benalaxyl	µg/l		-	-	-	-	-	-	-	-	-	-	-	-	-	-	-	-
	Bentazone methyl	µg/l		-	-	-	-	-	-	-	-	-	-	-	-	-	-	-	-
	Bifenox	µg/L		-	-	-	-	-	-	-	-	-	-	-	-	-	-	-	-
	Bitertanol	µg/l		-	-	-	-	-	-	-	-	-	-	-	-	-	-	-	-
	Boscalid	µg/l		-	-	-	-	-	-	-	-	-	-	-	-	-	-	-	-
	Cadusafos	µg/l		-	-	-	-	-	-	-	-	-	-	-	-	-	-	-	-
	Carfentrazone-ethyl	µg/L		-	-	-	-	-	-	-	-	-	-	-	-	-	-	-	-
	Chloridazon-desphenyl	µg/l		-	-	-	-	-	-	-	-	-	-	-	-	-	-	-	-
	Chloridazon-methyl desphenyl	µg/l		-	-	-	-	-	-	-	-	-	-	-	-	-	-	-	-
	Chlorotoluron-desmethyl	µg/l		-	-	-	-	-	-	-	-	-	-	-	-	-	-	-	-
	Chlorpropham	µg/L		-	-	-	-	-	-	-	-	-	-	-	-	-	-	-	-
	Clodinafop	µg/l		-	-	-	-	-	-	-	-	-	-	-	-	-	-	-	-
	Clomeprop	µg/l		-	-	-	-	-	-	-	-	-	-	-	-	-	-	-	-
	Crimidine	µg/l		-	-	-	-	-	-	-	-	-	-	-	-	-	-	-	-
	Cybutryme (Irgarol)	µg/l		-	-	-	-	-	-	-	-	-	-	-	-	-	-	-	-

				Location	OH06008	OH07006	OH07007	OH07007	OH07008A	OH07008A	OH07012	OH07012	OH07021	OH07023	OH07023	OH07023	OH07024	OH07034
				Sampled Date	10/11/2020	10/12/2019	28/11/2019	11/12/2019	14/01/2020	20/01/2020	11/12/2019	11/12/2019	09/12/2019	28/01/2020	28/01/2020	11/11/2020	17/03/2020	10/12/2019
				Sample Depth	7.59	18	10	18	14	18	18	18	18	18	18	7.64	18	10
				Avg														
Chem_Group	Analyte	Units	MDL	Arcadis GAC - Human Health - Residential	UK Drinking Water Standards	UK Estuaries and coastal waters EQS	UK Freshwater EQS											
	Cyprazine	µg/l		-	-	-	-	-	-	-	-	-	-	-	-	-	-	-
	Cyprodinil	µg/L		-	-	-	-	-	-	-	-	-	-	-	-	-	-	-
	Dichlofenthion	µg/l		-	-	-	-	-	-	-	-	-	-	-	-	-	-	-
	Dichlormid	µg/l		-	-	-	-	-	-	-	-	-	-	-	-	-	-	-
	Diethofencarb	µg/l		-	-	-	-	-	-	-	-	-	-	-	-	-	-	-
	Difenacoum	µg/l		-	-	-	-	-	-	-	-	-	-	-	-	-	-	-
	Dimefuron	µg/l		-	-	-	-	-	-	-	-	-	-	-	-	-	-	-
	Dimethachlo	µg/l		-	-	-	-	-	-	-	-	-	-	-	-	-	-	-
	Dimethenamid	µg/l		-	-	-	-	-	-	-	-	-	-	-	-	-	-	-
	Dimethomorph	µg/l		-	-	-	-	-	-	-	-	-	-	-	-	-	-	-
	Dinoterb	µg/l		-	-	-	-	-	-	-	-	-	-	-	-	-	-	-
	Diuron desmethyl (DCPMU)	µg/l		-	-	-	-	-	-	-	-	-	-	-	-	-	-	-
	Epoxiconazole	µg/l		-	-	-	-	-	-	-	-	-	-	-	-	-	-	-
	Etrimpfos	µg/L	0.01	-	-	<0.02	-	-	-	-	-	-	-	-	-	-	<0.01	-
	Fenoxaprop	µg/l		-	-	-	-	-	-	-	-	-	-	-	-	-	-	-
	Fenpropidin	µg/l		-	-	-	-	-	-	-	-	-	-	-	-	-	-	-
	Fenuron	µg/l		-	-	-	-	-	-	-	-	-	-	-	-	-	-	-
	Fipronil	µg/L		-	-	-	-	-	-	-	-	-	-	-	-	-	-	-
	Florasulam	µg/l		-	-	-	-	-	-	-	-	-	-	-	-	-	-	-
	Fluazifop	µg/l		-	-	-	-	-	-	-	-	-	-	-	-	-	-	-
	Fluazifop-P-butyl	µg/L		-	-	-	-	-	-	-	-	-	-	-	-	-	-	-
	Foramsulfuron	µg/l		-	-	-	-	-	-	-	-	-	-	-	-	-	-	-
	Furathiocarb	µg/l		-	-	-	-	-	-	-	-	-	-	-	-	-	-	-
	Haloxifop	µg/l		-	-	-	-	-	-	-	-	-	-	-	-	-	-	-
	Haloxifop-p-methyl	µg/l		-	-	-	-	-	-	-	-	-	-	-	-	-	-	-
	Heptachlor epoxide	µg/L	0.01	-	-	<0.02	-	-	-	-	-	-	-	-	-	-	<0.01	-
	Imazamox	µg/l		-	-	-	-	-	-	-	-	-	-	-	-	-	-	-
	Indoxacarb	µg/L		-	-	-	-	-	-	-	-	-	-	-	-	-	-	-
	Isoproturon-desmethyl	µg/l		-	-	-	-	-	-	-	-	-	-	-	-	-	-	-
	Isoproturon-monodesmethyl	µg/l		-	-	-	-	-	-	-	-	-	-	-	-	-	-	-

				Location	OH06008	OH07006	OH07007	OH07007	OH07008A	OH07008A	OH07012	OH07012	OH07021	OH07023	OH07023	OH07023	OH07024	OH07034	
				Sampled_Date	10/11/2020	10/12/2019	28/11/2019	11/12/2019	14/01/2020	20/01/2020	11/12/2019	11/12/2019	09/12/2019	28/01/2020	28/01/2020	11/11/2020	17/03/2020	10/12/2019	
				Sample_Time															
				Sample_Depth	7.59	18	10	18	14	18	18	18	18	18	18	7.64	18	10	
				Avg															
				Arcadis GAC - Human Health - Residential	UK Drinking Water Standards	UK Estuaries and coastal waters EQS	UK Freshwater EQS												
Chem_Group	Analyte	Units	MDL																
	Isopyrazam	µg/l		-	-	-	-	-	-	-	-	-	-	-	-	-	-	-	
	Kresoxim-methyl	µg/l		-	-	-	-	-	-	-	-	-	-	-	-	-	-	-	
	Malaoxon	µg/l		-	-	-	-	-	-	-	-	-	-	-	-	-	-	-	
	Mandipropamid	µg/l		-	-	-	-	-	-	-	-	-	-	-	-	-	-	-	
	Mecarbam	µg/l		-	-	-	-	-	-	-	-	-	-	-	-	-	-	-	
	Mesotrione	µg/l		-	-	-	-	-	-	-	-	-	-	-	-	-	-	-	
	Metconazole	µg/l		-	-	-	-	-	-	-	-	-	-	-	-	-	-	-	
	Methacriphos	µg/L	0.01	-	-	<0.02	-	-	-	-	-	-	-	-	-	-	<0.01	-	
	Metribuzin-desamino	µg/l		-	-	-	-	-	-	-	-	-	-	-	-	-	-	-	
	Naptalam	µg/l		-	-	-	-	-	-	-	-	-	-	-	-	-	-	-	
	Nicosulfuron	µg/l		-	-	-	-	-	-	-	-	-	-	-	-	-	-	-	
	Nuarimol	µg/l		-	-	-	-	-	-	-	-	-	-	-	-	-	-	-	
	Oxadixyl	µg/l		-	-	-	-	-	-	-	-	-	-	-	-	-	-	-	
	Paraoxon-ethyl	µg/l		-	-	-	-	-	-	-	-	-	-	-	-	-	-	-	
	Parathion-ethyl	µg/l		-	-	-	-	-	-	-	-	-	-	-	-	-	-	-	
	Penconazole	µg/l		-	-	-	-	-	-	-	-	-	-	-	-	-	-	-	
	Pencycuron	µg/l		-	-	-	-	-	-	-	-	-	-	-	-	-	-	-	
	Phosphamidon II (E)	µg/l	0.01	-	-	-	-	-	-	-	-	-	-	-	-	-	-	-	
	Pretilachlor	µg/l		-	-	-	-	-	-	-	-	-	-	-	-	-	-	-	
	Primisulfuron-methyl	µg/l		-	-	-	-	-	-	-	-	-	-	-	-	-	-	-	
	Prodiamine	µg/l		-	-	-	-	-	-	-	-	-	-	-	-	-	-	-	
	Propaquizafop	µg/l		-	-	-	-	-	-	-	-	-	-	-	-	-	-	-	
	Propetamphos	µg/L	0.01	-	-	<0.02	-	-	-	-	-	-	-	-	-	-	<0.01	-	
	Prosulfocarb	µg/l		-	-	-	-	-	-	-	-	-	-	-	-	-	-	-	
	Prothioconazole	µg/l		-	-	-	-	-	-	-	-	-	-	-	-	-	-	-	
	Pyribenzoxim	µg/l		-	-	-	-	-	-	-	-	-	-	-	-	-	-	-	
	Quinmerac	µg/l		-	-	-	-	-	-	-	-	-	-	-	-	-	-	-	
	Quizalofop	µg/l		-	-	-	-	-	-	-	-	-	-	-	-	-	-	-	
	Rimsulfuron	µg/l		-	-	-	-	-	-	-	-	-	-	-	-	-	-	-	
	Sebuthylazine	µg/l		-	-	-	-	-	-	-	-	-	-	-	-	-	-	-	

				Location	OH06008	OH07006	OH07007	OH07007	OH07008A	OH07008A	OH07012	OH07012	OH07021	OH07023	OH07023	OH07023	OH07024	OH07034	
				Sampled_Date	10/11/2020	10/12/2019	28/11/2019	11/12/2019	14/01/2020	20/01/2020	11/12/2019	11/12/2019	09/12/2019	28/01/2020	28/01/2020	11/11/2020	17/03/2020	10/12/2019	
				Sample_Depth	7.59	18	10	18	14	18	18	18	18	18	18	7.64	18	10	
				Avg															
				Arcadis GAC - Human Health - Residential	UK Drinking Water Standards	UK Estuaries and coastal waters EQS	UK Freshwater EQS												
Chem_Group	Analyte	Units	MDL																
	Simazine-2-hydroxy	µg/l		-	-	-	-	-	-	-	-	-	-	-	-	-	-	-	
	Sodium Acifluorfen	µg/L		-	-	-	-	-	-	-	-	-	-	-	-	-	-	-	
	Sulfosulfuron	µg/l		-	-	-	-	-	-	-	-	-	-	-	-	-	-	-	
	Tecnazene	µg/L	0.01				1 <sup>nd</sup>	1 <sup>st</sup>	<0.02	-	-	-	-	-	-	-	<0.01	-	
	Teflubenzuron	µg/l		-	-	-	-	-	-	-	-	-	-	-	-	-	-	-	
	Terbuthylazine-desethyl	µg/l		-	-	-	-	-	-	-	-	-	-	-	-	-	-	-	
	Terbuthylazine-desethyl-2-hydroxy	µg/l		-	-	-	-	-	-	-	-	-	-	-	-	-	-	-	
	Terbuthylazine-hydroxy	µg/l		-	-	-	-	-	-	-	-	-	-	-	-	-	-	-	
	Thiabendazole	µg/L					5 <sup>th</sup>	5 <sup>th</sup>	-	-	-	-	-	-	-	-	-	-	
	Thiamethoxam	µg/L		-	-	-	-	-	-	-	-	-	-	-	-	-	-	-	
	Tribenuron-methyl	µg/L		-	-	-	-	-	-	-	-	-	-	-	-	-	-	-	
	Trietazine	µg/L	0.01	-	-	-	-	-	-	-	-	-	-	-	-	-	-	-	
	Trifloxysulfuron-sodium	µg/l		-	-	-	-	-	-	-	-	-	-	-	-	-	-	-	
	Triflusulfuron-methyl	µg/l		-	-	-	-	-	-	-	-	-	-	-	-	-	-	-	
	Triforine	µg/l		-	-	-	-	-	-	-	-	-	-	-	-	-	-	-	
	Triticonazole	µg/l		-	-	-	-	-	-	-	-	-	-	-	-	-	-	-	
	Desmetryn	mg/L		-	-	-	-	-	-	-	-	-	-	-	-	-	-	-	
	Simetryn	mg/L		-	-	-	-	-	-	-	-	-	-	-	-	-	-	-	
	Clothianidin	µg/L		-	-	-	-	-	-	-	-	-	-	-	-	-	-	-	
	Cymoxanil	µg/L		-	-	-	-	-	-	-	-	-	-	-	-	-	-	-	
	Fluazifop-butyl	µg/L		-	-	-	-	-	-	-	-	-	-	-	-	-	-	-	
	Imazamethabenz-methyl	µg/L		-	-	-	-	-	-	-	-	-	-	-	-	-	-	-	
	Mesosulfuron-methyl	µg/L		-	-	-	-	-	-	-	-	-	-	-	-	-	-	-	
	Metamitron	µg/L		-	-	-	-	-	-	-	-	-	-	-	-	-	-	-	
	Melbromuron	µg/L		-	-	-	-	-	-	-	-	-	-	-	-	-	-	-	
	Monuron	µg/L		-	-	-	-	-	-	-	-	-	-	-	-	-	-	-	
	Secbumeton	µg/L		-	-	-	-	-	-	-	-	-	-	-	-	-	-	-	
	Spiroxamine	µg/L		-	-	-	-	-	-	-	-	-	-	-	-	-	-	-	
	Clomazon	µg/L		-	-	-	-	-	-	-	-	-	-	-	-	-	-	-	
	Metazachlor	µg/L	0.01	-	-	-	-	-	-	-	-	-	-	-	-	-	-	-	

				Location	OH06008	OH07006	OH07007	OH07007	OH07008A	OH07008A	OH07012	OH07012	OH07021	OH07023	OH07023	OH07023	OH07024	OH07034
				Sampled Date	10/11/2020	10/12/2019	28/11/2019	11/12/2019	14/01/2020	20/01/2020	11/12/2019	11/12/2019	09/12/2019	28/01/2020	28/01/2020	11/11/2020	17/03/2020	10/12/2019
				Sample Depth	7.59	18	10	18	14	18	18	18	18	18	18	7.64	18	10
				Avg														
Chem_Group	Analyte	Units	MDL	Arcadis GAC - Human Health - Residential	UK Drinking Water Standards	UK Estuaries and coastal waters EQS	UK Freshwater EQS											
	Methabenzthiazuran	µg/L						-	-	-	-	-	-	-	-	-	-	-
	Iprovalicarb	µg/L						-	-	-	-	-	-	-	-	-	-	-
	Chloroxuron	µg/L						-	-	-	-	-	-	-	-	-	-	-
	Neburon	µg/L						-	-	-	-	-	-	-	-	-	-	-
	Metribuzin	µg/L						-	-	-	-	-	-	-	-	-	-	-
	2,3,6-Trichlorobenzoic Acid (Tba)	µg/L						-	-	-	-	-	-	-	-	-	-	-
	2,4,5-Trichlorophenoxy Acetic Acid	µg/L						-	-	-	-	-	-	-	-	-	-	-
	2,4,5-TP (Silvex)	µg/L						-	-	-	-	-	-	-	-	-	-	-
	Pyrimethanil	µg/L						-	-	-	-	-	-	-	-	-	-	-
	Hedonal	µg/L				0.3 <sup>#3</sup>	0.3 <sup>#3</sup>	-	-	-	-	-	-	-	-	-	-	-
	2,4-DDT	µg/L	0.01			0.00625 <sup>#49</sup>	0.00625 <sup>#49</sup>	-	-	<0.02	-	-	-	-	-	-	<0.01	-
	Propachlor	µg/L	0.01					-	-	-	-	-	-	-	-	-	-	-
	Propamocarb	µg/L						-	-	-	-	-	-	-	-	-	-	-
	2,4-Dichlorprop	µg/L						-	-	-	-	-	-	-	-	-	-	-
	3-Hydroxy Carbofuran	µg/L						-	-	-	-	-	-	-	-	-	-	-
	4-(2,4-Dichlorophenoxy)butyric Acid (2,4-DB)	µg/L						-	-	-	-	-	-	-	-	-	-	-
	4,4-DDE	µg/L	0.01			0.00625 <sup>#49</sup>	0.00625 <sup>#49</sup>	-	-	<0.02	-	-	-	-	-	-	<0.01	-
	4-Bromo-3,5-dimethylphenyl-N-methylcarbamate	µg/L						-	-	-	-	-	-	-	-	-	-	-
	a-BHC	µg/L	0.01					-	-	<0.02	-	-	-	-	-	-	<0.01	-
	Acetochlor	µg/L						-	-	-	-	-	-	-	-	-	-	-
	Aldicarb	µg/L						-	-	-	-	-	-	-	-	-	-	-
	Aldicarb sulfone	µg/L						-	-	-	-	-	-	-	-	-	-	-
	Aldrin	µg/L	0.01			0.03 <sup>#1</sup>	0.00125 <sup>#50</sup>	0.0025 <sup>#51</sup>	-	-	<0.02	-	-	-	-	-	<0.01	-
	Ametryn	µg/L						-	-	-	-	-	-	-	-	-	-	-
	Amidosulfuron	µg/L						-	-	-	-	-	-	-	-	-	-	-
	Acetamiprid	µg/L						-	-	-	-	-	-	-	-	-	-	-
	Aclonifen	µg/L						-	-	-	-	-	-	-	-	-	-	-
	Actril (toxynil)	µg/L					10 <sup>#4</sup>	10 <sup>#4</sup>	-	-	-	-	-	-	-	-	-	-
	Atraton	µg/L						-	-	-	-	-	-	-	-	-	-	-
	Atrazine	µg/L	0.01				0.6 <sup>#3</sup>	0.6 <sup>#3</sup>	-	-	-	-	-	-	-	-	-	-



				Location	OH06008	OH07006	OH07007	OH07007	OH07008A	OH07008A	OH07012	OH07012	OH07021	OH07023	OH07023	OH07023	OH07024	OH07034	
				Sampled Date	10/11/2020	10/12/2019	28/11/2019	11/12/2019	14/01/2020	20/01/2020	11/12/2019	11/12/2019	09/12/2019	28/01/2020	28/01/2020	11/11/2020	17/03/2020	10/12/2019	
				Sample Time															
				Sample Depth Avg	7.59	18	10	18	14	18	18	18	18	18	18	7.64	18	10	
				Arcadis GAC - Human Health - Residential	UK Drinking Water Standards	UK Estuaries and coastal waters EQS	UK Freshwater EQS												
Chem_Group	Analyte	Units	MDL																
	Azinophos methyl	µg/L	0.01			0.01 <sup>#6</sup>	0.01 <sup>#6</sup>	-	-	<0.02	-	-	-	-	-	-	-	<0.01	-
	Baygon	µg/L						-	-	-	-	-	-	-	-	-	-	-	-
	b-BHC	µg/L	0.01					-	-	<0.02	-	-	-	-	-	-	-	<0.01	-
	Benazolin	µg/L						-	-	-	-	-	-	-	-	-	-	-	-
	Bendiocarb	µg/L						-	-	-	-	-	-	-	-	-	-	-	-
	Bentazone	µg/L	0.02			500 <sup>#4</sup>	500 <sup>#4</sup>	-	-	<0.02	-	-	-	-	-	-	-	<0.02	-
	Bidrin	µg/L						-	-	-	-	-	-	-	-	-	-	-	-
	Bromacil	µg/L						-	-	-	-	-	-	-	-	-	-	-	-
	Bromazil	µg/L						-	-	-	-	-	-	-	-	-	-	-	-
	Bromophos-ethyl	µg/L						-	-	-	-	-	-	-	-	-	-	-	-
	Bromoxynil	µg/L				100 <sup>#4</sup>	100 <sup>#4</sup>	-	-	-	-	-	-	-	-	-	-	-	-
	Carbaryl	µg/L						-	-	-	-	-	-	-	-	-	-	-	-
	Carbendazim	µg/L					0.15 <sup>#4</sup>	-	-	-	-	-	-	-	-	-	-	-	-
	Carbetamide	µg/L						-	-	-	-	-	-	-	-	-	-	-	-
	Carbofuran	µg/L						-	-	-	-	-	-	-	-	-	-	-	-
	Carbophenothion	µg/L	0.01					-	-	<0.02	-	-	-	-	-	-	-	<0.01	-
	Carboxin	µg/L						-	-	-	-	-	-	-	-	-	-	-	-
	Chlorbromuron	µg/L						-	-	-	-	-	-	-	-	-	-	-	-
	chlordane	µg/L	0.01					-	-	<0.02	-	-	-	-	-	-	-	<0.01	-
	Chlordane (cis)	µg/L	0.01					-	-	<0.02	-	-	-	-	-	-	-	<0.01	-
	Azinphos Ethyl	µg/L	0.01					-	-	<0.02	-	-	-	-	-	-	-	<0.01	-
	Chlordane (trans)	µg/L	0.01					-	-	-	-	-	-	-	-	-	-	-	-
	Chlorfenvinphos	µg/L	0.01			0.1 <sup>#3</sup>	0.1 <sup>#3</sup>	-	-	<0.02	-	-	-	-	-	-	-	<0.01	-
	Chloridazon	µg/L						-	-	-	-	-	-	-	-	-	-	-	-
	Chlorotoluron	µg/L				2 <sup>#4</sup>	2 <sup>#4</sup>	-	-	-	-	-	-	-	-	-	-	-	-
	Chlorpyrifos	µg/L	0.01			0.03 <sup>#3</sup>		-	-	<0.02	-	-	-	-	-	-	-	<0.01	-
	Chlorpyrifos-methyl	µg/L	0.01					-	-	<0.02	-	-	-	-	-	-	-	<0.01	-
	Chlorsulfuron	µg/L						-	-	-	-	-	-	-	-	-	-	-	-
	Clopyralid	µg/L						-	-	-	-	-	-	-	-	-	-	-	-
	Coumaphos	µg/L	0.01			0.03 <sup>#4</sup>	0.03 <sup>#4</sup>	-	-	-	-	-	-	-	-	-	-	-	-

				Location	OH06008	OH07006	OH07007	OH07007	OH07008A	OH07008A	OH07012	OH07012	OH07021	OH07023	OH07023	OH07023	OH07024	OH07034
				Sampled Date	10/11/2020	10/12/2019	28/11/2019	11/12/2019	14/01/2020	20/01/2020	11/12/2019	11/12/2019	09/12/2019	28/01/2020	28/01/2020	11/11/2020	17/03/2020	10/12/2019
				Sample Depth	7.59	18	10	18	14	18	18	18	18	18	18	7.64	18	10
				Avg														
Chem_Group	Analyte	Units	MDL	Arcadis GAC - Human Health - Residential	UK Drinking Water Standards	UK Estuaries and coastal waters EQS	UK Freshwater EQS											
	Cyanazine	µg/L	0.01					-	-	-	-	-	-	-	-	-	-	-
	Cyproconazole	µg/L						-	-	-	-	-	-	-	-	-	-	-
	Cyromazine	µg/L						-	-	-	-	-	-	-	-	-	-	-
	d-BHC	µg/L	0.01					-	-	<0.02	-	-	-	-	-	-	<0.01	-
	DDD	µg/L	0.01			0.00625 <sup>#49</sup>	0.00625 <sup>#49</sup>	-	-	<0.02	-	-	-	-	-	-	<0.01	-
	DDT	µg/L	0.01			0.01 <sup>#52</sup>	0.01 <sup>#52</sup>	-	-	<0.02	-	-	-	-	-	-	<0.01	-
	Deisopropylatrazine	µg/L						-	-	-	-	-	-	-	-	-	-	-
	Chlorothalonil	µg/L	0.01					-	-	<0.02	-	-	-	-	-	-	<0.01	-
	Deethylatrazine	µg/L						-	-	-	-	-	-	-	-	-	-	-
	Demeton-S-methyl	µg/L	0.01					-	-	-	-	-	-	-	-	-	-	-
	Diazinon	µg/L	0.01			0.01 <sup>#3</sup>	0.01 <sup>#3</sup>	-	-	<0.02	-	-	-	-	-	-	<0.01	-
	Dicamba	µg/L						-	-	-	-	-	-	-	-	-	-	-
	Dichlobenil	µg/L	0.01					-	-	<0.02	-	-	-	-	-	-	<0.01	-
	cis-Permethrin	µg/L	0.01					-	-	<0.02	-	-	-	-	-	-	<0.01	-
	Dichlorvos	µg/L	0.01			0.04 <sup>#4</sup>	0.001 <sup>#4</sup>	-	-	<0.02	-	-	-	-	-	-	<0.01	-
	Diclofop	µg/L						-	-	-	-	-	-	-	-	-	-	-
	Dieldrin	µg/L	0.01			0.03 <sup>#1</sup>	0.00125 <sup>#50</sup>	0.0025 <sup>#51</sup>	-	-	<0.02	-	-	-	-	-	<0.01	-
	Difenoconazole	µg/L						-	-	-	-	-	-	-	-	-	-	-
	Difenoconazole	µg/L						-	-	-	-	-	-	-	-	-	-	-
	Difloxuron	µg/L						-	-	-	-	-	-	-	-	-	-	-
	Diflubenzuron	µg/L				0.005 <sup>#4</sup>	0.001 <sup>#4</sup>	-	-	-	-	-	-	-	-	-	-	-
	Diflufenican	µg/L						-	-	-	-	-	-	-	-	-	-	-
	Dimethoate	µg/L	0.01			0.48	0.48 <sup>#2</sup>	-	-	<0.02	-	-	-	-	-	-	<0.01	-
	Dinoseb	µg/L						-	-	-	-	-	-	-	-	-	-	-
	Disulfoton	µg/L	0.01					-	-	-	-	-	-	-	-	-	-	-
	Diuron	µg/L				0.48 <sup>#3</sup>	0.48 <sup>#3</sup>	-	-	-	-	-	-	-	-	-	-	-
	Endosulfan I	µg/L	0.01					-	-	<0.02	-	-	-	-	-	-	<0.01	-
	Endosulfan II	µg/L	0.01					-	-	<0.02	-	-	-	-	-	-	<0.01	-
	Endosulfan sulphate	µg/L	0.01					-	-	<0.02	-	-	-	-	-	-	<0.01	-
	Endrin	µg/L	0.01			0.00125 <sup>#50</sup>	0.0025 <sup>#51</sup>	-	-	<0.02	-	-	-	-	-	-	<0.01	-
	Endrin ketone	µg/L	0.01					-	-	<0.02	-	-	-	-	-	-	<0.01	-

				Location	OH06008	OH07006	OH07007	OH07007	OH07008A	OH07008A	OH07012	OH07012	OH07021	OH07023	OH07023	OH07023	OH07024	OH07034	
				Sampled Date	10/11/2020	10/12/2019	28/11/2019	11/12/2019	14/01/2020	20/01/2020	11/12/2019	11/12/2019	09/12/2019	28/01/2020	28/01/2020	11/11/2020	17/03/2020	10/12/2019	
				Sample Time															
				Sample Depth Avg	7.59	18	10	18	14	18	18	18	18	18	18	7.64	18	10	
				Arcadis GAC - Human Health - Residential	UK Drinking Water Standards	UK Estuaries and coastal waters EQS	UK Freshwater EQS												
Chem_Group	Analyte	Units	MDL																
	s-Ethyl dipropylthiocarbamate	µg/L		-	-	-	-	-	-	-	-	-	-	-	-	-	-	-	-
	Ethiofencarb	µg/L		-	-	-	-	-	-	-	-	-	-	-	-	-	-	-	-
	Ethion	µg/L	0.01	-	-	<0.02	-	-	-	-	-	-	-	-	-	-	<0.01	-	-
	Ethoprop	µg/L		-	-	-	-	-	-	-	-	-	-	-	-	-	-	-	-
	Ethofumesate	µg/L		-	-	-	-	-	-	-	-	-	-	-	-	-	-	-	-
	Etridiazole	µg/L	0.01	-	-	-	-	-	-	-	-	-	-	-	-	-	-	-	-
	Fenamiphos	µg/L		-	-	-	-	-	-	-	-	-	-	-	-	-	-	-	-
	Fenarimol	µg/L		-	-	-	-	-	-	-	-	-	-	-	-	-	-	-	-
	Fenitrothion	µg/L	0.01			0.01 <sup>#4</sup>	0.01 <sup>#4</sup>	-	-	<0.02	-	-	-	-	-	-	<0.01	-	-
	Fensulfothion	µg/L		-	-	-	-	-	-	-	-	-	-	-	-	-	-	-	-
	Fenhexamid	µg/L		-	-	-	-	-	-	-	-	-	-	-	-	-	-	-	-
	Fenoxycarb	µg/L		-	-	-	-	-	-	-	-	-	-	-	-	-	-	-	-
	Fenthion	µg/L	0.01	-	-	<0.02	-	-	-	-	-	-	-	-	-	-	<0.01	-	-
	Fenpropimorf	µg/L		-	-	-	-	-	-	-	-	-	-	-	-	-	-	-	-
	Fluroxypyr	µg/L	0.03	-	-	-	-	-	-	-	-	-	-	-	-	-	<0.03	-	-
	Flutolanil	µg/L		-	-	-	-	-	-	-	-	-	-	-	-	-	-	-	-
	Fonofos	µg/L		-	-	-	-	-	-	-	-	-	-	-	-	-	-	-	-
	g-BHC (Lindane)	µg/L	0.01	-	-	<0.02	-	-	-	-	-	-	-	-	-	-	<0.01	-	-
	Haloxyp-methyl	µg/L		-	-	-	-	-	-	-	-	-	-	-	-	-	-	-	-
	Thifensulfuron	µg/L		-	-	-	-	-	-	-	-	-	-	-	-	-	-	-	-
	Heptachlor	µg/L	0.01			0.03 <sup>#1</sup>		-	-	<0.02	-	-	-	-	-	-	<0.01	-	-
	Hexaconazole	µg/L		-	-	-	-	-	-	-	-	-	-	-	-	-	-	-	-
	Hexazinone	µg/L		-	-	-	-	-	-	-	-	-	-	-	-	-	-	-	-
	Hydroxyatrazine	µg/L		-	-	-	-	-	-	-	-	-	-	-	-	-	-	-	-
	Iprodione	µg/L		-	-	-	-	-	-	-	-	-	-	-	-	-	-	-	-
	Isodrin	µg/L	0.01			0.00125 <sup>#50</sup>	0.0025 <sup>#51</sup>	-	-	<0.02	-	-	-	-	-	-	<0.01	-	-
	Isoproturon	µg/L				0.3 <sup>#3</sup>	0.3 <sup>#3</sup>	-	-	-	-	-	-	-	-	-	-	-	-
	Linuron	µg/L				0.5 <sup>#3</sup>	0.5 <sup>#3</sup>	-	-	-	-	-	-	-	-	-	-	-	-
	Malathion	µg/L	0.01			0.02 <sup>#4</sup>	0.01 <sup>#4</sup>	-	-	<0.02	-	-	-	-	-	-	<0.01	-	-
	2-Methyl-4-chlorophenoxyacetic acid	µg/L		-	-	-	-	-	-	-	-	-	-	-	-	-	-	-	-

				Location	OH06008	OH07006	OH07007	OH07007	OH07008A	OH07008A	OH07012	OH07012	OH07021	OH07023	OH07023	OH07023	OH07024	OH07034	
				Sampled_Date	10/11/2020	10/12/2019	28/11/2019	11/12/2019	14/01/2020	20/01/2020	11/12/2019	11/12/2019	09/12/2019	28/01/2020	28/01/2020	11/11/2020	17/03/2020	10/12/2019	
				Sample_Depth	7.59	18	10	18	14	18	18	18	18	18	18	7.64	18	10	
				Avg															
				Arcadis GAC - Human Health - Residential	UK Drinking Water Standards	UK Estuaries and coastal waters EQS	UK Freshwater EQS												
Chem_Group	Analyte	Units	MDL																
	2-Methyl-4-Chlorophenoxy Butanoic Acid	µg/L		-	-	-	-	-	-	-	-	-	-	-	-	-	-	-	-
	Mecoprop	µg/L				18 <sup>#3</sup>	18 <sup>#3</sup>	-	-	-	-	-	-	-	-	-	-	-	-
	Mefenpyr-diethyl	µg/L		-	-	-	-	-	-	-	-	-	-	-	-	-	-	-	-
	Metachlor	µg/L	0.01			0.3 <sup>#3</sup>	0.3 <sup>#3</sup>	-	-	-	-	-	-	-	-	-	-	-	-
	Metaxyl	µg/L		-	-	-	-	-	-	-	-	-	-	-	-	-	-	-	-
	Methamidophos	µg/L		-	-	-	-	-	-	-	-	-	-	-	-	-	-	-	-
	Methidathion	µg/L		-	-	-	-	-	-	-	-	-	-	-	-	-	-	-	-
	Methiocarb	µg/L					0.01 <sup>#4</sup>	-	-	-	-	-	-	-	-	-	-	-	-
	Methomyl	µg/L		-	-	-	-	-	-	-	-	-	-	-	-	-	-	-	-
	Methoxychlor	µg/L	0.01	-	-	<0.02	-	-	-	-	-	-	-	-	-	-	-	<0.01	-
	Methoxyfenozide	µg/L		-	-	-	-	-	-	-	-	-	-	-	-	-	-	-	-
	Methyl parathion	µg/L	0.01	-	-	<0.02	-	-	-	-	-	-	-	-	-	-	-	<0.01	-
	Metolachlor	µg/L		-	-	-	-	-	-	-	-	-	-	-	-	-	-	-	-
	Metoxuron	µg/L		-	-	-	-	-	-	-	-	-	-	-	-	-	-	-	-
	Metsulfuron Methyl	µg/L		-	-	-	-	-	-	-	-	-	-	-	-	-	-	-	-
	Mevinphos (Phosdrin)	µg/L	0.01				0.02(MAC) <sup>#53</sup>	-	-	<0.02	-	-	-	-	-	-	-	<0.01	-
	Molinate	µg/L		-	-	-	-	-	-	-	-	-	-	-	-	-	-	-	-
	Monlinuran	µg/L		-	-	-	-	-	-	-	-	-	-	-	-	-	-	-	-
	Monocrotophos	µg/L		-	-	-	-	-	-	-	-	-	-	-	-	-	-	-	-
	Napropamide	µg/L		-	-	-	-	-	-	-	-	-	-	-	-	-	-	-	-
	Flusilazole (NuStar)	µg/L		-	-	-	-	-	-	-	-	-	-	-	-	-	-	-	-
	o,p-DDD	µg/L	0.01	-	-	<0.02	-	-	-	-	-	-	-	-	-	-	-	<0.01	-
	o,p'-DDE	µg/L	0.01	-	-	<0.02	-	-	-	-	-	-	-	-	-	-	-	<0.01	-
	o,p-Methoxychlor	µg/L	0.01	-	-	-	-	-	-	-	-	-	-	-	-	-	-	-	-
	Omethoate	µg/L	0.01				0.01 <sup>#4</sup>	-	-	-	-	-	-	-	-	-	-	-	-
	Oxamyl	µg/L		-	-	-	-	-	-	-	-	-	-	-	-	-	-	-	-
	Paclobutrazol	µg/L		-	-	-	-	-	-	-	-	-	-	-	-	-	-	-	-
	Methyl Paraoxon	µg/L		-	-	-	-	-	-	-	-	-	-	-	-	-	-	-	-
	Parathion	µg/L	0.01	-	-	<0.02	-	-	-	-	-	-	-	-	-	-	-	<0.01	-
	Pendimethalin	µg/L	0.01	-	-	<0.02	-	-	-	-	-	-	-	-	-	-	-	<0.01	-

				Location	OH06008	OH07006	OH07007	OH07007	OH07008A	OH07008A	OH07012	OH07012	OH07021	OH07023	OH07023	OH07023	OH07024	OH07034
				Sampled Date	10/11/2020	10/12/2019	28/11/2019	11/12/2019	14/01/2020	20/01/2020	11/12/2019	11/12/2019	09/12/2019	28/01/2020	28/01/2020	11/11/2020	17/03/2020	10/12/2019
				Sample Time														
				Sample Depth Avg	7.59	18	10	18	14	18	18	18	18	18	18	7.64	18	10
Chem_Group	Analyte	Units	MDL	Arcadis GAC - Human Health - Residential	UK Drinking Water Standards	UK Estuaries and coastal waters EQS	UK Freshwater EQS											
	Imidacloprid	µg/L						-	-	-	-	-	-	-	-	-	-	-
	Permethrin	µg/L	0.01			0.0002 <sup>#4</sup>	0.001 <sup>#4</sup>	-	-	-	-	-	-	-	-	-	-	-
	Permethrin II	µg/L	0.01					-	-	<0.02	-	-	-	-	-	-	<0.01	-
	Phorate	µg/L	0.01					-	-	-	-	-	-	-	-	-	<0.1	-
	Phosmet	µg/L						-	-	-	-	-	-	-	-	-	-	-
	Lenacil	µg/L						-	-	-	-	-	-	-	-	-	-	-
	Picloram	µg/L						-	-	-	-	-	-	-	-	-	-	-
	Picoxystrobin	µg/L						-	-	-	-	-	-	-	-	-	-	-
	Pirimicarb	µg/L				1 <sup>#4</sup>	1 <sup>#4</sup>	-	-	-	-	-	-	-	-	-	-	-
	Pirimiphos-methyl	µg/L	0.01			0.015 <sup>#4</sup>	0.015 <sup>#4</sup>	-	-	<0.02	-	-	-	-	-	-	<0.01	-
	Pirimiphos-ethyl	µg/L	0.01					-	-	<0.02	-	-	-	-	-	-	<0.01	-
	Prochloraz	µg/L				4 <sup>#4</sup>	4 <sup>#4</sup>	-	-	-	-	-	-	-	-	-	-	-
	Profenofos	µg/L						-	-	-	-	-	-	-	-	-	-	-
	Promecarb	µg/L						-	-	-	-	-	-	-	-	-	-	-
	Prometon	µg/L						-	-	-	-	-	-	-	-	-	-	-
	Prometryn	µg/L	0.01					-	-	-	-	-	-	-	-	-	-	-
	Pronamide	µg/L	0.01			100 <sup>#4</sup>	100 <sup>#4</sup>	-	-	<0.02	-	-	-	-	-	-	<0.01	-
	Propanil	µg/L						-	-	-	-	-	-	-	-	-	-	-
	Propazine	µg/L	0.01					-	-	-	-	-	-	-	-	-	-	-
	Propham	µg/L						-	-	-	-	-	-	-	-	-	-	-
	Propiconazole	µg/L						-	-	-	-	-	-	-	-	-	-	-
	Propoxycarbazone-sodium	µg/L						-	-	-	-	-	-	-	-	-	-	-
	Pursuit	µg/L						-	-	-	-	-	-	-	-	-	-	-
	Pyriproxyfen	µg/L						-	-	-	-	-	-	-	-	-	-	-
	Quinclorac	µg/L						-	-	-	-	-	-	-	-	-	-	-
	Quinoxifen	µg/L						-	-	-	-	-	-	-	-	-	-	-
	Savey	µg/L						-	-	-	-	-	-	-	-	-	-	-
	Sethoxydim	µg/L						-	-	-	-	-	-	-	-	-	-	-
	Simazine	µg/L	0.01			1 <sup>#3</sup>	1 <sup>#3</sup>	-	-	-	-	-	-	-	-	-	-	-
	Tebuthiuron	µg/L						-	-	-	-	-	-	-	-	-	-	-

				Location	OH06008	OH07006	OH07007	OH07007	OH07008A	OH07008A	OH07012	OH07012	OH07021	OH07023	OH07023	OH07023	OH07024	OH07034	
				Sampled Date	10/11/2020	10/12/2019	28/11/2019	11/12/2019	14/01/2020	20/01/2020	11/12/2019	11/12/2019	09/12/2019	28/01/2020	28/01/2020	11/11/2020	17/03/2020	10/12/2019	
				Sample Time															
				Sample Depth Avg	7.59	18	10	18	14	18	18	18	18	18	18	7.64	18	10	
				Arcadis GAC - Human Health - Residential	UK Drinking Water Standards	UK Estuaries and coastal waters EQS	UK Freshwater EQS												
Chem_Group	Analyte	Units	MDL																
	Terbutryn	µg/L	0.01	-	-	-	-	-	-	-	-	-	-	-	-	-	-	-	-
	Terbutylazine	µg/L		-	-	-	-	-	-	-	-	-	-	-	-	-	-	-	-
	Phosalone	µg/L	0.01	-	-	<0.02	-	-	-	-	-	-	-	-	-	-	<0.01	-	-
	Phosphamidon	µg/L	0.01	-	-	<0.02	-	-	-	-	-	-	-	-	-	-	<0.01	-	-
	Thiobencarb	µg/L		-	-	-	-	-	-	-	-	-	-	-	-	-	-	-	-
	Thiophanate-methyl	µg/L		-	-	-	-	-	-	-	-	-	-	-	-	-	-	-	-
	Triadimefon	µg/L	0.01	-	-	<0.02	-	-	-	-	-	-	-	-	-	-	<0.01	-	-
	Triadimenol	µg/L		-	-	-	-	-	-	-	-	-	-	-	-	-	-	-	-
	Triallate	µg/L	0.01			0.25 <sup>#4</sup>	0.25 <sup>#4</sup>	-	-	<0.02	-	-	-	-	-	-	<0.01	-	-
	Triasulfuron	µg/L		-	-	-	-	-	-	-	-	-	-	-	-	-	-	-	-
	Tributyl phosphate	µg/L	0.1			50 <sup>#4</sup>	50 <sup>#4</sup>	-	-	-	-	-	-	-	-	-	-	-	-
	Triclopyr	µg/L	0.03	-	-	<0.03	-	-	-	-	-	-	-	-	-	-	<0.03	-	-
	Triclosan	µg/L		-	-	-	-	-	-	-	-	-	-	-	-	-	-	-	-
	Trifluralin	µg/L	0.01			0.03 <sup>#3</sup>	0.03 <sup>#3</sup>	-	-	<0.02	-	-	-	-	-	-	<0.01	-	-
	Tebuconazole	µg/L		-	-	-	-	-	-	-	-	-	-	-	-	-	-	-	-
	Telodrin	µg/L	0.01	-	-	-	-	-	-	-	-	-	-	-	-	-	-	-	-
	Triazophos	µg/L	0.01			0.005 <sup>#4</sup>	0.005 <sup>#4</sup>	-	-	<0.02	-	-	-	-	-	-	<0.01	-	-
	Tricyclazole	µg/L		-	-	-	-	-	-	-	-	-	-	-	-	-	-	-	-
Surrogate	Surrogate Value	%		-	-	-	-	-	-	-	-	-	-	-	-	-	-	-	-
SVOC TIC	SVOC TICs - Detect	Detect		-	-	-	-	-	-	-	-	-	-	-	-	-	-	-	-
	SVOC Tentatively Identified Compounds	µg/L	10	-	-	-	-	-	-	-	-	-	-	-	-	-	-	-	-
VOC TIC	VOC TICs - Detect	Detect		-	-	-	-	-	-	-	-	-	-	-	-	-	-	-	-
	VOC Tentatively Identified Compounds	µg/l	10	-	-	-	-	-	-	-	-	-	-	-	-	-	-	-	-
NA	Potassium Perfluoropentane-1-Sulphonate	µg/L	0.002	-	-	-	-	-	-	-	-	-	-	-	-	-	-	-	-
Other	Temperature	°C		-	-	18.2	-	18.2	18.9	-	-	-	19.1	19.1	-	19.4	18.1		
	Biochemical Oxygen Demand (5-day test)	µg/L	1000	>446,000	8300	<5700	<3600	8100	8700	<2000	<2000	<3600	42,200	118,000	-	5100	3800		
	Redox	mV		-	-	-	-	-	-	-	-	-	-	-	-	-	-	-	-
	Salinity (no units)	PSS-78		-	-	-	-	-	-	-	-	-	-	-	-	-	-	-	-
	Conductivity @ 25°C	mS/cm	0.01	-	9.38	9.35	9.78	21.1	20.9	12.4	12.5	12.3	7.38	7.48	-	16.1	24.3		
	Conductivity @ 20°C	µS/cm	5	14,600	-	-	-	-	-	-	-	-	-	-	4160	-	-		

				Location	OH06008	OH07006	OH07007	OH07007	OH07008A	OH07008A	OH07012	OH07012	OH07021	OH07023	OH07023	OH07023	OH07024	OH07034			
				Sampled Date	10/11/2020	10/12/2019	28/11/2019	11/12/2019	14/01/2020	20/01/2020	11/12/2019	11/12/2019	09/12/2019	28/01/2020	28/01/2020	11/11/2020	17/03/2020	10/12/2019			
				Sample Depth	7.59	18	10	18	14	18	18	18	18	18	18	7.64	18	10			
				Avg																	
Chem_Group	Analyte	Units	MDL	Arcadis GAC - Human Health - Residential	UK Drinking Water Standards	UK Estuaries and coastal waters EQS	UK Freshwater EQS														
	Total Dissolved Solids (Filtered)	mg/L	5					-	-	5720	-	13,780	14,090	-	-	-	4620	4790	-	10,300	16,000
	Biological Oxygen Demand	mg/L	1					-	-	-	-	-	-	-	-	-	-	-	-	-	-
	Chemical Oxygen Demand	mg/L	5					1910	27	42	29	117	57	35	41	25	705	610	-	85	149
	Dissolved Organic Carbon (Filtered)	µg/L	200					579,000	6000	4600	3900	19,000	36,000	5700	6000	3300	210,000	180,000	-	27,000	44,000
	6:2 Fluorotelomer Sulfonate (6:2 FTS)	µg/L	0.002					-	-	-	-	-	-	-	-	-	-	-	-	-	-
	pH (Lab)	pH_Units	0		6.5-9.5 <sup>#1</sup>	6-8.5(MAC) <sup>#53</sup>	6-9(MAC) <sup>#53</sup>	8.96	7.4	7.5	7.4	7.4	7	7	7	7.4	9.5	9.4	-	6.8	7.3
	Salinity	ppt (thousand)	0.1					-	-	-	-	14.8	12.5	-	-	-	4.5	8.5	-	9.4	14.7

**Legend**

36.2	Results exceeds GAC.
<50	Results MDL is greater than GAC.
-	Determinand has not been tested for.

**Notes**

A range is given where a determinand has been analysed for by more than one method.

				Location	OH07034	OH07035	OH07035	OH07035	OH07036	OH07037	OH07038	OH07038	OH07038	OH07038	OH07039	OH07040	OH07040	OH07041			
				Sampled_Date	11/11/2020	17/02/2020	17/02/2020	11/11/2020	15/01/2020	30/01/2020	24/10/2019	09/12/2019	11/11/2020	12/11/2020	04/12/2019	04/12/2019	30/01/2020				
				_Time																	
				Sample_Depth	0	18	18	7.65	7.5	18	18	18	7.74	8.45	18	18	18				
				Avg																	
				Arcadis GAC - Human Health - Residential	UK Drinking Water Standards	UK Estuaries and coastal waters EQS	UK Freshwater EQS													Statistical Summary	
Chem_Group	Analyte	Units	MDL																	Number of Results	
Metals	Antimony (Filtered)	µg/L	1		5 <sup>#1</sup>			-	-	-	-	-	-	-	-	-	-	-	-	1	
	Arsenic	µg/L	1	NVP <sup>#2</sup>	10 <sup>#1</sup>	25 <sup>#3</sup>	50 <sup>#3</sup>	-	<10	<10	-	4	<1	13	3	-	3.27	40	40	8	199
	Arsenic (Filtered)	µg/L	0.5	NVP <sup>#2</sup>	10 <sup>#1</sup>	25 <sup>#3</sup>	50 <sup>#3</sup>	-	<10	<10	-	<10	<1	7	<1	-	2.17	5	6	<1	189
	Boron	µg/L	10	NVP <sup>#2</sup>	1000 <sup>#1</sup>	7000 <sup>#4</sup>	2000 <sup>#4</sup>	-	820	830	-	700	1200	750	870	-	1220	830	830	1010	199
	Boron (Filtered)	µg/L	10	NVP <sup>#2</sup>	1000 <sup>#1</sup>	7000 <sup>#4</sup>	2000 <sup>#4</sup>	-	810	810	-	680	1210	-	-	-	-	850	840	1010	139
	Cadmium	µg/L	0.02	NVP <sup>#2</sup>	5 <sup>#1</sup>	0.2 <sup>#5</sup>	0.08 <sup>#5</sup>	-	<0.2	<0.2	-	0.04	<0.02	0.08	0.04	-	<0.5	0.1	<0.02	<0.02	199
	Cadmium (Filtered)	µg/L	0.02	NVP <sup>#2</sup>	5 <sup>#1</sup>	0.2 <sup>#5</sup>	0.08 <sup>#5</sup>	-	<0.2	0.24	-	<0.2	0.06	<0.02	0.04	-	<0.08	<0.02	<0.02	0.1	189
	Chromium (hexavalent) (Filtered)	µg/L	3	NVP <sup>#2</sup>		0.6 <sup>#5</sup>	3.4 <sup>#5</sup>	-	<3	<3	-	<3	<3	<3	<3	-	<3	<3	<3	<3	188
	Chromium	µg/L	1	NVP <sup>#2</sup>	50 <sup>#1</sup>	0.6 <sup>#5</sup>	3.4 <sup>#7</sup>	-	<10	<10	-	1	2	<1	<1	-	<3	<1	<1	<1	199
	Chromium (Filtered)	µg/L	1	NVP <sup>#2</sup>	50 <sup>#1</sup>	0.6 <sup>#5</sup>	3.4 <sup>#7</sup>	-	<10	<10	-	<10	<1	<1	<1	-	1.87	<1	<1	<1	189
	Chromium (Trivalent) (Filtered)	µg/L	3	NVP <sup>#2</sup>			4.7 <sup>#5</sup>	-	-	-	-	<10	<3	<3	-	-	<3	<3	<3	-	154
	Cobalt (Filtered)	µg/L	0.5			3 <sup>#8</sup>	3 <sup>#8</sup>	-	<10	<10	-	<10	<1	2	1	-	1.29	3	4	4	188
	Copper	µg/L	1	NVP <sup>#2</sup>	2000 <sup>#1</sup>	3.76 <sup>#9</sup>	1(bio) <sup>#10</sup>	-	<10	<10	-	1	1	5	1	-	1.84	<1	<1	1	199
	Copper (Filtered)	µg/L	0.3	NVP <sup>#2</sup>	2000 <sup>#1</sup>	3.76 <sup>#9</sup>	1(bio) <sup>#10</sup>	-	<10	<10	-	<10	<1	<1	<1	-	<0.3	<1	<1	15	189
	Iron (Filtered)	µg/L	10		200 <sup>#1</sup>	1000 <sup>#3</sup>	1000 <sup>#3</sup>	22,800	20	30	120	<10	40	2170	<10	<19	3460	<10	<10	10	196
	Lead	µg/L	1	NVP <sup>#2</sup>	10 <sup>#1</sup>	1.3 <sup>#5</sup>	1.2(bio) <sup>#10</sup>	-	-	-	-	-	-	-	-	-	-	-	-	-	14
	Lead (Filtered)	µg/L	0.2	NVP <sup>#2</sup>	10 <sup>#1</sup>	1.3 <sup>#5</sup>	1.2(bio) <sup>#10</sup>	-	<10	<10	-	<10	<1	<1	<1	-	<0.2	<1	<1	<1	189
	Manganese	µg/L	1		50 <sup>#1</sup>		123(bio) <sup>#11</sup>	-	371	396	-	62	290	263	267	-	377	140	141	279	186
	Manganese (Filtered)	µg/L	2		50 <sup>#1</sup>		123(bio) <sup>#11</sup>	1900	280	290	146	<10	220	220	190	<3	-	130	150	200	168
	Mercury	µg/L	0.02	9.7 <sup>#12</sup>	1 <sup>#1</sup>	0.07(MAC) <sup>#13</sup>	0.07(MAC) <sup>#13</sup>	-	<0.3	<0.3	-	<0.03	<0.03	<0.03	<0.03	-	<0.02	<0.03	<0.03	<0.03	199
	Mercury (Filtered)	µg/L	0.01	9.7 <sup>#12</sup>	1 <sup>#1</sup>	0.07(MAC) <sup>#13</sup>	0.07(MAC) <sup>#13</sup>	-	<0.3	<0.3	-	<0.3	<0.03	<0.03	<0.03	-	<0.01	<0.03	<0.03	<0.03	189
	Molybdenum (Filtered)	µg/L	1	NVP <sup>#2</sup>	70 <sup>#11</sup>			-	-	-	-	-	-	-	-	-	-	-	-	-	1
	Nickel	µg/L	1	NVP <sup>#2</sup>	20 <sup>#1</sup>	8.6 <sup>#5</sup>	4(bio) <sup>#10</sup>	-	12	14	-	4	2	4	1	-	6.39	11	11	7	199
	Nickel (Filtered)	µg/L	0.4	NVP <sup>#2</sup>	20 <sup>#1</sup>	8.6 <sup>#5</sup>	4(bio) <sup>#10</sup>	-	<10	<10	-	<10	1	3	<1	-	2.8	10	11	14	189
	Selenium	µg/L	1	NVP <sup>#2</sup>	10 <sup>#1</sup>			-	<10	<10	-	3	<1	<1	<1	-	<1	<1	<1	<1	199
	Selenium (Filtered)	µg/L	1	NVP <sup>#2</sup>	10 <sup>#1</sup>			-	-	-	-	-	-	-	-	-	-	-	-	-	3
	Strontium (Filtered)	µg/L	1					-	1860	1840	-	2800	1500	-	-	-	-	2920	2900	1990	137
	Vanadium	µg/L	1			100	20 <sup>#12</sup>	-	-	-	-	-	-	-	-	-	-	-	-	-	13
	Vanadium (Filtered)	µg/L	1			100	20 <sup>#12</sup>	-	-	-	-	-	-	-	-	-	-	-	-	-	1
	Zinc	µg/L	2	NVP <sup>#2</sup>	3000 <sup>#17</sup>	7.9 <sup>#18</sup>	10.9(bio) <sup>#10</sup>	-	<20	<20	-	5	9	51	6	-	9.89	6	7	5	199



				Location	OH07034	OH07035	OH07035	OH07035	OH07036	OH07037	OH07038	OH07038	OH07038	OH07038	OH07039	OH07040	OH07040	OH07041			
				Sampled_Date	11/11/2020	17/02/2020	17/02/2020	11/11/2020	15/01/2020	30/01/2020	24/10/2019	09/12/2019	11/11/2020	12/11/2020	04/12/2019	04/12/2019	30/01/2020				
				_Time																	
				Sample_Depth	0	18	18	7.65	7.5	18	18	18	7.74	8.45	18	18	18				
				Avg																	
				Arcadis GAC - Human Health - Residential	UK Drinking Water Standards	UK Estuaries and coastal waters EQS	UK Freshwater EQS													Statistical Summary	
Chem_Group	Analyte	Units	MDL																	Number of Results	
	Zinc (Filtered)	µg/L	1	NVP <sup>#2</sup>	3000 <sup>#17</sup>	7.9 <sup>#18</sup>	10.9(bio) <sup>#10</sup>	-	-	-	-	-	-	-	-	-	-	-	-	-	3
Inorganics	Alkalinity (Carbonate as CaCO3)	mg/L	2					-	0	0	-	19	0	0	0	-	-	0	0	0	86
	Total Hardness	mg/l	0.35					3650	-	-	1130	-	-	-	-	132	2190	-	-	-	108
	Total Hardness (Filtered)	mg/l	7					-	1110	1120	-	1360	1100	1140	1160	-	-	1350	1350	1400	87
	Alkalinity (Bicarbonate as CaCO3)	mg/L	2					2840	1140	1130	1240	265	878	492	486	195	-	558	572	670	175
	Alkalinity (Bicarbonate) as HCO3	mg/L	2					-	-	-	-	-	-	-	-	-	-	-	-	-	54
	Alkalinity (total) as CaCO3	mg/L	2					2330	1140	1130	1020	303	878	492	486	170	1360	558	572	670	178
	Ammoniacal Nitrogen as N	mg/L	0.01			0.021 <sup>#3</sup>	0.6 <sup>#19</sup>	-	-	-	-	-	-	-	-	-	-	-	-	-	23
	Ammoniacal Nitrogen as N (Filtered)	mg/L	0.01			0.021 <sup>#3</sup>	0.6 <sup>#19</sup>	-	14.1	14.6	-	20.6	8.8	4.4	4.9	-	20.1	7.6	7.8	9.7	188
	Ammoniacal Nitrogen as NH3 (Filtered)	mg/L	0.01					81.1	-	-	28.4	-	-	-	-	0.308	-	-	-	-	19
	Bromide	mg/L	0.008					-	17.9	17.1	-	2900	11.9	-	-	-	-	13.3	13.5	15.9	55
	Bromide (Filtered)	mg/L	0.008					33.1	-	-	16	-	-	-	-	0.301	-	-	-	-	95
	Calcium	mg/L	1					-	-	-	-	-	-	-	-	-	-	-	-	-	13
	Calcium (Filtered)	mg/L	0.2					401	111	109	339	117	127	140	165	40.8	>250	176	176	140	185
	Chloride	mg/L	1		250 <sup>#1</sup>		250 <sup>#3</sup>	-	-	-	-	-	-	-	-	-	-	-	-	-	13
	Chloride (Filtered)	mg/L	1		250 <sup>#1</sup>		250 <sup>#3</sup>	8620	4160	4140	4490	7460	2910	3020	3160	102	5100	3600	3610	4190	196
	Cyanide (Free)	µg/L	20		50 <sup>#1</sup>	1 <sup>#3</sup>	1 <sup>#2</sup>	-	<20	<20	-	<20	<20	<20	<20	-	-	<20	<20	<20	88
	Cyanide (Free) (Filtered)	µg/L	2.5		50 <sup>#1</sup>	1 <sup>#3</sup>	1 <sup>#2</sup>	-	-	-	-	-	-	-	-	-	<2.5	-	-	-	100
	Cyanide Total	µg/L	20		50 <sup>#1</sup>	1 <sup>#3</sup>	1 <sup>#2</sup>	-	<20	<20	-	<20	<20	<20	<20	-	-	<20	<20	<20	101
	Cyanide Total (Filtered)	µg/L	5		50 <sup>#1</sup>	1 <sup>#3</sup>	1 <sup>#2</sup>	-	-	-	-	-	-	-	-	-	<5	-	-	-	100
	cyanides-complex (Filtered)	µg/L	5		50 <sup>#1</sup>	1 <sup>#3</sup>	1 <sup>#2</sup>	-	-	-	-	-	-	-	-	-	<5	-	-	-	100
	Fluoride	µg/L	100		1500 <sup>#1</sup>	5000 <sup>#8</sup>	1000 <sup>#15</sup>	-	300	300	-	<100	300	300	200	-	-	200	200	300	101
	Fluoride (Filtered)	µg/L	500		1500 <sup>#1</sup>	5000 <sup>#8</sup>	1000 <sup>#15</sup>	-	-	-	-	-	-	-	-	-	<500	-	-	-	100
	Iodide	mg/L						-	-	-	-	-	-	-	-	-	-	-	-	-	69
	Iodide (Filtered)	mg/L	0.1					-	<20	<20	-	<0.1	<0.1	-	-	-	<0.1	<0.1	<0.1	<0.1	67
	Magnesium	mg/L	1					-	-	-	-	-	-	-	-	-	-	-	-	-	13
	Magnesium (Filtered)	mg/L	0.036					707	203	205	127	259	189	191	181	6.99	351	220	220	254	197
	Nitrate (as N) (Filtered)	mg/L	0.2					-	<0.2	<0.2	-	<0.2	<0.2	<0.2	<0.2	-	-	<0.2	<0.2	<0.2	83
	Nitrate (as NO3-) (Filtered)	mg/L	0.3		50(NO3) <sup>#21</sup>			<0.3	-	-	<0.3	-	-	-	-	<0.3	-	-	-	-	69
	Phosphate (as P) (Filtered)	µg/L	10					-	1030	1140	-	70	270	-	-	-	-	<10	<10	<10	34

				Location	OH07034	OH07035	OH07035	OH07035	OH07036	OH07037	OH07038	OH07038	OH07038	OH07038	OH07039	OH07040	OH07040	OH07041			
				Sampled Date	11/11/2020	17/02/2020	17/02/2020	11/11/2020	15/01/2020	30/01/2020	24/10/2019	09/12/2019	11/11/2020	12/11/2020	04/12/2019	04/12/2019	30/01/2020				
				Time																	
				Sample Depth	0	18	18	7.65	7.5	18	18	18	7.74	8.45	18	18	18				
				Avg																	
				Arcadis GAC - Human Health - Residential	UK Drinking Water Standards	UK Estuaries and coastal waters EQS	UK Freshwater EQS													Statistical Summary	
Chem_Group	Analyte	Units	MDL																Number of Results		
	Phosphorus	µg/L	20					-	1100	1100	-	300	3400	-	-	-	-	700	700	1400	112
	Phosphorus (Filtered)	µg/L	10					-	1000	1000	-	<100	200	-	-	-	-	<100	<100	<100	112
	Potassium (Filtered)	mg/L	0.2					171	133	136	122	202	111	104	75	31.6	88.2	76	76	121	197
	Sodium	mg/L	1			200 <sup>#1</sup>		-	-	-	-	-	-	-	-	-	-	-	-	-	13
	Sodium (Filtered)	mg/L	0.076			200 <sup>#1</sup>		4680	3090	2790	2460	4250	1880	1680	2030	142	2800	1660	1910	2590	197
	Sulphate	mg/L	3			250(SO4) <sup>#22</sup>	400 <sup>#4</sup>	-	-	-	-	-	-	-	-	-	-	-	-	-	13
	Sulphate (Filtered)	mg/L	2			250(SO4) <sup>#22</sup>	400 <sup>#4</sup>	<2	74	38	<2	417	271	228	262	166	167	202	198	270	197
PAH	Coronene	µg/L	50					-	-	-	-	-	-	-	-	-	<50	<50	-	-	22
	Naphthalene	µg/L	0.01	3900		2 <sup>#3</sup>	2 <sup>#3</sup>	-	0.16	0.17	-	0.12	0.05	0.42	0.11	-	<1 - 0.445	<2 - 0.06	<2 - 0.06	0.33	187
	Acenaphthene	µg/L	0.005	>SOL <sup>#23</sup>			No UK EQS	-	<0.04	<0.04	-	<0.01	<0.01	0.02	<0.01	-	<0.02	<0.01	<0.01	<0.01	187
	Acenaphthylene	µg/L	0.005	>SOL <sup>#23</sup>			No UK EQS	-	<0.04	<0.04	-	<0.01	<0.01	0.01	<0.01	-	<0.02	<0.01	<0.01	<0.01	187
	Fluoranthene	µg/L	0.005	>SOL <sup>#23</sup>		0.0063 <sup>#3</sup>	0.0063 <sup>#3</sup>	-	<0.04	<0.04	-	<0.01	<0.01	0.08	0.02	-	<0.02	<2 - 0.02	<2 - 0.02	0.01	187
	Anthracene	µg/L	0.005	>SOL <sup>#23</sup>		0.1 <sup>#3</sup>	0.1 <sup>#3</sup>	-	<0.04	<0.04	-	<0.01	<0.01	0.01	<0.01	-	<0.02	<0.01	<0.01	<0.01	187
	Phenanthrene	µg/L	0.005	>SOL <sup>#23</sup>			No UK EQS	-	<0.04	<0.04	-	0.02	<0.01	0.1	0.01	-	<0.02	<2 - 0.01	<2 - 0.01	0.02	187
	Fluorene	µg/L	0.005	>SOL <sup>#23</sup>			No UK EQS	-	<0.04	<0.04	-	<0.01	<0.01	0.06	0.01	-	<0.02	<0.01	<0.01	<0.01	187
	Chrysene	µg/L	0.005	>SOL <sup>#23</sup>			No UK EQS	-	<0.04	<0.04	-	<0.01	<0.01	0.05	<0.01	-	<0.02	<0.01	<2 - 0.01	<0.01	187
	Pyrene	µg/L	0.005	>SOL <sup>#23</sup>			No UK EQS	-	<0.04	<0.04	-	<0.01	<0.01	0.06	0.02	-	<0.02	<2 - 0.02	<2 - 0.02	0.01	187
	Benzo(a)anthracene	µg/L	0.005	>SOL <sup>#23</sup>			No UK EQS	-	<0.04	<0.04	-	<0.01	0.01	0.04	0.02	-	<0.02	<0.01	<0.01	0.01	187
	Benzo(b)fluoranthene	µg/L	0.005	>SOL <sup>#23</sup>	0.025 <sup>#24</sup>	See BaP <sup>#25</sup>	See BaP <sup>#25</sup>	-	<0.04	<0.04	-	<0.01	<0.01	0.04	0.01	-	<0.02	<0.01	<2 - 0.01	<0.01	187
	Benzo(k)fluoranthene	µg/L	0.005	>SOL <sup>#23</sup>	0.025 <sup>#24</sup>	See BaP <sup>#25</sup>	See BaP <sup>#25</sup>	-	<0.04	<0.04	-	<0.01	<0.01	0.02	<0.01	-	<0.02	<0.01	<0.01	<0.01	187
	Benzo(a)pyrene	µg/L	0.002	>SOL <sup>#23</sup>	0.01 <sup>#1</sup>	0.00017 <sup>#25</sup>	0.00017 <sup>#25</sup>	-	<0.04	<0.04	-	<0.01	<0.01	0.04	0.01	-	<0.008	<0.01	<0.01	<0.01	187
	Dibenz(a,h)anthracene	µg/L	0.005	>SOL <sup>#23</sup>			No UK EQS	-	<0.04	<0.04	-	<0.01	<0.01	<0.01	<0.01	-	<0.02	<0.01	<0.01	<0.01	187
	Benzo(g,h,i)perylene	µg/L	0.005	>SOL <sup>#23</sup>	0.025 <sup>#24</sup>	See BaP <sup>#25</sup>	See BaP <sup>#25</sup>	-	<0.04	<0.04	-	<0.01	<0.01	0.02	<0.01	-	<0.02	<0.01	<0.01	<0.01	187
	Indeno(1,2,3-c,d)pyrene	µg/L	0.005	>SOL <sup>#23</sup>	0.025 <sup>#24</sup>	See BaP <sup>#25</sup>	See BaP <sup>#25</sup>	-	<0.04	<0.04	-	<0.01	<0.01	0.03	0.01	-	<0.02	<0.01	<0.01	<0.01	187
	PAH 16 Total	µg/L	0.082					-	<0.76	<0.77	-	<0.27	<0.2	<1.01	<0.29	-	0.445	<0.23	<0.24	<0.5	186
TPH CWG	>C5-C6 Aliphatics	µg/L	10	>SOL <sup>#23</sup>	See TPH	See TPH	See TPH	-	<100	<100	-	<100	<100	<100	<100	-	<10	<100	<100	<100	188
	>C6-C7 Aliphatics	µg/L	100					-	<100	<100	-	<100	<100	<100	<100	-	-	<100	<100	<100	88
	>C6-C8 Aliphatics	µg/L	10	>SOL <sup>#23</sup>	See TPH	See TPH	See TPH	-	<100	<100	-	<100	<200	<100	<100	-	19	<100	<100	<100	187
	>C7-C8 Aliphatics	µg/L	100					-	<100	<100	-	<100	<100	<100	<100	-	-	<100	<100	<100	88
	>C8-C10 Aliphatics	µg/L	10	>SOL <sup>#23</sup>	See TPH	See TPH	See TPH	-	<10	<10	-	<10	<10	<10	<10	-	23	<10	<10	<10	188

				Location	OH07034	OH07035	OH07035	OH07035	OH07036	OH07037	OH07038	OH07038	OH07038	OH07038	OH07039	OH07040	OH07040	OH07041			
				Sampled Date	11/11/2020	17/02/2020	17/02/2020	11/11/2020	15/01/2020	30/01/2020	24/10/2019	09/12/2019	11/11/2020	12/11/2020	04/12/2019	04/12/2019	30/01/2020				
				Sample Time																	
				Sample Depth Avg	0	18	18	7.65	7.5	18	18	18	7.74	8.45	18	18	18				
				Arcadis GAC - Human Health - Residential	UK Drinking Water Standards	UK Estuaries and coastal waters EQS	UK Freshwater EQS													Statistical Summary	
Chem_Group	Analyte	Units	MDL																Number of Results		
	>C10-C12 Aliphatics	µg/L	10	>SOL <sup>#23</sup>	See TPH	See TPH	See TPH	-	<10	<10	-	<10	<10	<10	-	24	<10	<10	<10	188	
	>C12-C16 Aliphatics	µg/L	10	>SOL <sup>#23</sup>	See TPH	See TPH	See TPH	-	<10	14	-	<10	<10	<10	-	<40	<10	<10	<10	188	
	>C16-C21 Aliphatics	µg/L	10	NR <sup>#26</sup>	See TPH	See TPH	See TPH	-	10	24	-	<10	<10	<10	-	<40	<10	<10	<10	188	
	>C21-C35 Aliphatics	µg/L	10	NR <sup>#26</sup>	See TPH	See TPH	See TPH	-	58	106	-	<10	<10	<10	-	<40	<10	<10	10	188	
	>C16-C35 Aliphatics	µg/L	10	NR <sup>#26</sup>				-	-	-	-	-	-	-	-	<40	-	-	-	100	
	>C8-C40 Aliphatics	µg/L	10					-	82	155	-	<10	<10	<10	-	-	<10	<10	19	88	
	Total Aliphatics >C12-C35	µg/L	10					-	-	-	-	-	-	-	-	<40	-	-	-	100	
	>EC5-EC7 Aromatics	µg/L	5	910	See TPH	See TPH	See TPH	-	<5	<5	-	<100	<200	<5	<5	-	<10	<5	<5	<100	104
	>EC6-EC7 Aromatics	µg/L	10					-	-	-	-	-	-	-	-	-	-	-	-	-	83
	>EC7-EC8 Aromatics	µg/L	5	>SOL <sup>#23</sup>	See TPH	See TPH	See TPH	-	<5	<5	-	<100	<200	<5	<5	-	<10	<5	<5	<100	187
	>EC8-EC10 Aromatics	µg/L	10	8900	See TPH	See TPH	See TPH	-	<10	<10	-	<10	<10	<10	-	17	<10	<10	10	188	
	>EC10-EC12 Aromatics	µg/L	10	8000	See TPH	See TPH	See TPH	-	<10	<10	-	<10	<10	<10	-	16	<10	<10	<10	188	
	>EC8-EC40 Aromatics	µg/L	10					-	-	-	-	12	<10	10	-	-	<10	<10	-	54	
	>EC12-EC16 Aromatics	µg/L	10	>SOL <sup>#23</sup>	See TPH	See TPH	See TPH	-	<10	<10	-	<10	<10	<10	-	<40	<10	<10	<10	188	
	>EC16-EC21 Aromatics	µg/L	10	NR <sup>#26</sup>	See TPH	See TPH	See TPH	-	<10	<10	-	<10	<10	<10	-	<40	<10	<10	<10	188	
	>EC21-EC35 Aromatics	µg/L	10	NR <sup>#26</sup>	See TPH	See TPH	See TPH	-	30	34	-	<10	<10	<10	<10	-	<40	<10	<10	<10	188
	Total Aromatics >EC12-EC35	µg/L	10					-	-	-	-	-	-	-	-	<40	-	-	-	100	
	TPH >C5-C35 Aliphatics/Aromatics	µg/L	10	na <sup>#27</sup>	10 <sup>#28</sup>	150 <sup>#29</sup>	150 <sup>#29</sup>	-	-	-	-	-	-	-	-	70	-	-	-	100	
TPH	>C5-C6	µg/L	100					-	<100	<100	-	<100	<100	<100	<100	-	-	<100	<100	<100	88
	>C6-C7	µg/L	100					-	<100	<100	-	<100	<100	<100	<100	-	-	<100	<100	<100	88
	>C7-C8	µg/L	100					-	<100	<100	-	<100	<100	<100	<100	-	-	<100	<100	<100	88
	>C8-C10	µg/L	100					-	<100	<100	-	121	<100	<100	<100	-	-	<100	<100	<100	88
	GRO	µg/L	100					-	<100	<100	-	198	<100	<100	<100	-	-	<100	<100	<100	88
	GRO >C5-12	µg/L	50					-	-	-	-	-	-	-	-	103	-	-	-	100	
BTEX and MTBE	Benzene	µg/L	1	910	1 <sup>#1</sup>	8 <sup>#3</sup>	10 <sup>#3</sup>	-	<1	<1	-	<1	<1	<1	<1	<1	<1	<1	<1	<1	188
	Toluene	µg/L	1	>SOL <sup>#23</sup>	700 <sup>#30</sup>	74 <sup>#3</sup>	74 <sup>#3</sup>	-	<5	<5	-	<1	<1	<1	<5	-	<4 - 3.3	<1	<1	<5	188
	Ethylbenzene	µg/L	1	55000	300 <sup>#30</sup>	20 <sup>#31</sup>	20 <sup>#31</sup>	-	<1	<1	-	<1	<1	<1	<1	-	<5 - 1.21	<1	<1	<1	188
	Xylene (m & p)	µg/L	1	22500	250 <sup>#33</sup>	15 <sup>#34</sup>	15 <sup>#34</sup>	-	2	2	-	<1	<1	<1	<1	-	<8 - 4.17	<1	<1	1	188
	Xylene (o)	µg/L	1	22500	250 <sup>#33</sup>	15 <sup>#34</sup>	15 <sup>#34</sup>	-	1	1	-	<1	<1	<1	<1	-	<3 - 2.19	<1	<1	1	188
	Xylene Total	µg/L	2	45000	500 <sup>#30</sup>	30 <sup>#4</sup>	30 <sup>#4</sup>	-	<15 - 3	<15 - 3	-	<2 - 34	<2	<2	<2	-	<11	<2	<2	<15 - 2	188

				Location	OH07034	OH07035	OH07035	OH07035	OH07036	OH07037	OH07038	OH07038	OH07038	OH07038	OH07039	OH07040	OH07040	OH07041			
				Sampled Date	11/11/2020	17/02/2020	17/02/2020	11/11/2020	15/01/2020	30/01/2020	24/10/2019	09/12/2019	11/11/2020	12/11/2020	04/12/2019	04/12/2019	30/01/2020				
				Sample Time																	
				Sample Depth Avg	0	18	18	7.65	7.5	18	18	18	7.74	8.45	18	18	18				
				Arcadis GAC - Human Health - Residential	UK Drinking Water Standards	UK Estuaries and coastal waters EQS	UK Freshwater EQS													Statistical Summary	
Chem_Group	Analyte	Units	MDL																Number of Results		
	MTBE	µg/L	1	390000	15 <sup>#35</sup>	15 <sup>#35</sup>	15 <sup>#36</sup>	-	<1	<1	-	<1	<1	<1	<1	-	<3 - 1.27	<1	<1	<1	186
	Total BTEX	µg/L	28					-	-	-	-	-	-	-	-	-	<28	-	-	-	100
VOC	Styrene	µg/L	1			50 <sup>#4</sup>	50 <sup>#4</sup>	-	-	-	-	-	-	-	-	-	<1	<1	<1	-	107
	cis-1,3-dichloropropene	µg/L	1					-	-	-	-	-	-	-	-	-	<1	<1	<1	-	107
	trans-1,3-dichloropropene	µg/L	1					-	-	-	-	-	-	-	-	-	<1	<1	<1	-	107
	1,1,1,2-tetrachloroethane	µg/L	1				70 <sup>#37</sup>	-	-	-	-	-	-	-	-	-	<1	<1	<1	-	107
	1,1,1-trichloroethane	µg/L	1	270000	2000 <sup>#38</sup>	100 <sup>#4</sup>	100 <sup>#4</sup>	-	-	-	-	-	-	-	-	-	<1	<1	<1	-	107
	1,1,2,2-tetrachloroethane	µg/L	1				70 <sup>#37</sup>	-	-	-	-	-	-	-	-	-	<1	<1	<1	-	107
	1,1,2-trichloroethane	µg/L	1			300 <sup>#4</sup>	400 <sup>#4</sup>	-	-	-	-	-	-	-	-	-	<1	<1	<1	-	107
	1,1-dichloroethane	µg/L	1	30000	2.8 <sup>#39</sup>			-	-	-	-	-	-	-	-	-	<1	<1	<1	-	107
	1,1-dichloroethene	µg/L	1	14000	140 <sup>#40</sup>			-	-	-	-	-	-	-	-	-	<1	<1	<1	-	107
	1,1-dichloropropene	µg/L	1					-	-	-	-	-	-	-	-	-	<1	<1	<1	-	107
	1,2,3-trichloropropane	µg/L	1					-	-	-	-	-	-	-	-	-	<1	<1	<1	-	107
	1,2,4-trimethylbenzene	µg/L	1					-	-	-	-	-	-	-	-	1.48	<1	<1	-	-	107
	1,2-dibromo-3-chloropropane	µg/L	1					-	-	-	-	-	-	-	-	-	<1	<5	<5	-	107
	1,2-dibromoethane	µg/L	1					-	-	-	-	-	-	-	-	-	<1	<1	<1	-	107
	1,2-dichloroethane	µg/L	1	63	3 <sup>#1</sup>	10 <sup>#3</sup>	10 <sup>#3</sup>	-	-	-	-	-	-	-	-	-	<1	<1	<1	-	107
	1,2-dichloropropane	µg/L	1					-	-	-	-	-	-	-	-	-	<1	<1	<1	-	107
	1,3,5-trimethylbenzene	µg/L	1					-	-	-	-	-	-	-	-	-	<1	<1	<1	-	107
	1,3-dichloropropane	µg/L	1					-	-	-	-	-	-	-	-	-	<1	<1	<1	-	107
	2,2-dichloropropane	µg/L	1					-	-	-	-	-	-	-	-	-	<1	<1	<1	-	107
	2-chlorotoluene	µg/L	1					-	-	-	-	-	-	-	-	-	<1	<1	<1	-	107
	4-chlorotoluene	µg/L	1					-	-	-	-	-	-	-	-	-	<1	<1	<1	-	107
	Bromobenzene	µg/L	1					-	-	-	-	-	-	-	-	-	<1	<1	<1	-	107
	Bromochloromethane	µg/L	1					-	-	-	-	-	-	-	-	-	<1	<1	<1	-	107
	Bromodichloromethane	µg/L	1		25 <sup>#41</sup>			-	-	-	-	-	-	-	-	-	<1	<1	<1	-	107
	Bromoform	µg/L	1		25 <sup>#41</sup>			-	-	-	-	-	-	-	-	-	<1	<1	<1	-	107
	Bromomethane	µg/L	1					-	-	-	-	-	-	-	-	-	<1	<1	<1	-	107
	Carbon disulfide	µg/L	1					-	-	-	-	-	-	-	-	-	<1	-	-	-	84
	Carbon tetrachloride	µg/L	1		3 <sup>#1</sup>	12 <sup>#3</sup>	12 <sup>#3</sup>	-	-	-	-	-	-	-	-	-	<1	<1	<1	-	107

				Location	OH07034	OH07035	OH07035	OH07035	OH07036	OH07037	OH07038	OH07038	OH07038	OH07039	OH07040	OH07040	OH07041		
				Sampled Date	11/11/2020	17/02/2020	17/02/2020	11/11/2020	15/01/2020	30/01/2020	24/10/2019	09/12/2019	11/11/2020	12/11/2020	04/12/2019	04/12/2019	30/01/2020		
				Sample Depth	0	18	18	7.65	7.5	18	18	18	7.74	8.45	18	18	18		
				Avg															
				Arcadis GAC - Human Health - Residential	UK Drinking Water Standards	UK Estuaries and coastal waters EQS	UK Freshwater EQS												Statistical Summary
Chem_Group	Analyte	Units	MDL												Number of Results				
	Chlorodibromomethane	µg/L	1		25 <sup>#41</sup>			-	-	-	-	-	-	-	<1	<1	<1	-	107
	Chloroethane	µg/L	1					-	-	-	-	-	-	-	<1	<1	<1	-	107
	Chloroform	µg/L	1	15000	25 <sup>#41</sup>	2.5 <sup>#3</sup>	2.5 <sup>#3</sup>	-	-	-	-	-	-	-	<1	<1	1	-	107
	Chloromethane	µg/L	1					-	-	-	-	-	-	-	<1	<1	<1	-	107
	cis-1,2-dichloroethene	µg/L	1	2200	25 <sup>#42</sup>			-	-	-	-	-	-	-	<1	<1	<1	-	107
	Dibromomethane	µg/L	1					-	-	-	-	-	-	-	<1	<1	<1	-	107
	Dichlorodifluoromethane	µg/L	1					-	-	-	-	-	-	-	<1	<1	<1	-	107
	Dichloromethane	µg/L	3			20 <sup>#3</sup>	20 <sup>#3</sup>	-	-	-	-	-	-	-	<3	-	-	-	84
	Isopropylbenzene	µg/L	1					-	-	-	-	-	-	-	<1	<1	<1	-	107
	n-butylbenzene	µg/L	1					-	-	-	-	-	-	-	<1	<1	<1	-	107
	n-propylbenzene	µg/L	1					-	-	-	-	-	-	-	<1	<1	<1	-	107
	p-isopropyltoluene	µg/L	1					-	-	-	-	-	-	-	<1	<1	<1	-	107
	sec-butylbenzene	µg/L	1					-	-	-	-	-	-	-	<1	<1	<1	-	107
	Trichloroethene	µg/L	1	260	5 <sup>#43</sup>	10 <sup>#3</sup>	10 <sup>#3</sup>	-	-	-	-	-	-	-	<1	<1	<1	-	107
	tert-butylbenzene	µg/L	1					-	-	-	-	-	-	-	<1	<1	<1	-	107
	Tetrachloroethene	µg/L	1	2700	5 <sup>#43</sup>	10 <sup>#3</sup>	10 <sup>#3</sup>	-	-	-	-	-	-	-	<1	<1	<1	-	107
	trans-1,2-dichloroethene	µg/L	1	7100	25 <sup>#42</sup>			-	-	-	-	-	-	-	<1	<1	<1	-	107
	Trichlorofluoromethane	µg/L	1					-	-	-	-	-	-	-	<1	<1	<1	-	107
	Vinyl chloride	µg/L	1	97	0.5 <sup>#1</sup>			-	-	-	-	-	-	-	<1	<1	<1	-	107
	tert-Amyl methyl ether	µg/L	1					-	-	-	-	-	-	-	<1	-	-	-	84
VOC/SVOC	1,2,3-trichlorobenzene	µg/L	0.01			0.13 <sup>#44</sup>	0.13 <sup>#44</sup>	-	<0.01	<0.01	-	-	-	-	<1	<1	<1	-	117
	1,2,4-trichlorobenzene	µg/L	0.01			0.13 <sup>#44</sup>	0.13 <sup>#44</sup>	-	-	-	-	-	-	-	<1	<5	<5	-	110
	1,2-dichlorobenzene	µg/L	1			6.7 <sup>#45</sup>	6.7 <sup>#45</sup>	-	-	-	-	-	-	-	<1	<5	<5	-	110
	1,3,5-Trichlorobenzene	µg/L	0.01			0.13 <sup>#44</sup>	0.13 <sup>#44</sup>	-	<0.01	<0.01	-	-	-	-	<1	-	-	-	98
	1,3-dichlorobenzene	µg/L	1			6.7 <sup>#45</sup>	6.7 <sup>#45</sup>	-	-	-	-	-	-	-	<1	<1	<1	-	110
	1,4-dichlorobenzene	µg/L	1			6.7 <sup>#45</sup>	6.7 <sup>#45</sup>	-	-	-	-	-	-	-	<1	<1	<1	-	110
	Chlorobenzene	µg/L	1	2400	100 <sup>#46</sup>			-	-	-	-	-	-	-	<1	<1	<1	-	107
	Hexachlorobutadiene	µg/L	0.01			0.6(MAC) <sup>#13</sup>	0.6(MAC) <sup>#13</sup>	-	-	-	-	-	-	-	<1	<5	<5	-	110
SVOC	Benzyl alcohol	µg/L	5					-	-	-	-	-	-	-	-	<5	<5	-	22
	Diphenyl ether	mg/L	0.002					-	-	-	-	-	-	-	<0.002	<0.002	-	-	22

				Location	OH07034	OH07035	OH07035	OH07035	OH07036	OH07037	OH07038	OH07038	OH07038	OH07039	OH07040	OH07040	OH07041		
				Sampled Date	11/11/2020	17/02/2020	17/02/2020	11/11/2020	15/01/2020	30/01/2020	24/10/2019	09/12/2019	11/11/2020	12/11/2020	04/12/2019	04/12/2019	30/01/2020		
				Time															
				Sample Depth	0	18	18	7.65	7.5	18	18	18	7.74	8.45	18	18	18		
				Avg															
				Arcadis GAC - Human Health - Residential	UK Drinking Water Standards	UK Estuaries and coastal waters EQS	UK Freshwater EQS												Statistical Summary
Chem_Group	Analyte	Units	MDL												Number of Results				
	4-bromophenyl phenyl ether	µg/L	1	-	-	-	-	-	-	-	-	-	-	-	<4	<5	<5	-	106
	4-nitroaniline	µg/L	1	-	-	-	-	-	-	-	-	-	-	-	<4	<5	<5	-	106
	4-nitrophenol	µg/L	1	-	-	-	-	-	-	-	-	-	-	-	<4	<50	<50	-	106
	1,1-Biphenyl	µg/L	2			25	25 <sup>93</sup>	-	-	-	-	-	-	-	<2	<2	-	-	22
	1,2,3,4-tetrachlorobenzene	µg/L	0.01	-	<0.01	<0.01	-	-	-	-	-	-	-	-	-	-	-	-	14
	1-Methylnaphthalene	µg/L	2	-	-	-	-	-	-	-	-	-	-	-	<2	<2	-	-	22
	2,4,5-trichlorophenol	µg/L	1	-	-	-	-	-	-	-	-	-	-	-	<4	<20	<20	-	106
	2,4,6-trichlorophenol	µg/L	1	-	-	-	-	-	-	-	-	-	-	-	<4	<20	<20	-	106
	2,4-dichlorophenol	µg/L	1			0.42 <sup>93</sup>	4.2 <sup>93</sup>	-	-	-	-	-	-	-	<4	<20	<20	-	106
	2,4-dimethylphenol	µg/L	1	-	-	-	-	-	-	-	-	-	-	-	<4	<20	<20	-	106
	2,4-dinitrophenol	µg/L	10	-	-	-	-	-	-	-	-	-	-	-	<10	<10	-	-	22
	2,4-dinitrotoluene	µg/L	1	-	-	-	-	-	-	-	-	-	-	-	<4	<5	<5	-	106
	2,6-dinitrotoluene	µg/L	1	-	-	-	-	-	-	-	-	-	-	-	<4	<5	<5	-	106
	2-chloronaphthalene	µg/L	1	-	-	-	-	-	-	-	-	-	-	-	<4	<2	<2	-	106
	2-chlorophenol	µg/L	1			50 <sup>94</sup>	50 <sup>94</sup>	-	-	-	-	-	-	-	<4	<20	<20	-	106
	2-methylnaphthalene	µg/L	1	-	-	-	-	-	-	-	-	-	-	-	<4	<2	<2	-	106
	2-methylphenol	µg/L	1	-	-	-	-	-	-	-	-	-	-	-	<4	<5	<5	-	104
	2-nitroaniline	µg/L	1	-	-	-	-	-	-	-	-	-	-	-	<4	<5	<5	-	106
	2-nitrophenol	µg/L	1	-	-	-	-	-	-	-	-	-	-	-	<4	<20	<20	-	106
	3-nitroaniline	µg/L	1	-	-	-	-	-	-	-	-	-	-	-	<4	<5	<5	-	106
	4,6-Dinitro-2-methylphenol	µg/L	50	-	-	-	-	-	-	-	-	-	-	-	<50	<50	-	-	26
	4-chloro-3-methylphenol	µg/L	1			40 <sup>94</sup>	40 <sup>94</sup>	-	-	-	-	-	-	-	<4	<5	<5	-	106
	4-chloroaniline	µg/L	1	-	-	-	-	-	-	-	-	-	-	-	<4	<5	<5	-	106
	4-chlorophenol	µg/L	20			50 <sup>94</sup>	50 <sup>94</sup>	-	-	-	-	-	-	-	<20	<20	-	-	22
	4-chlorophenyl phenyl ether	µg/L	1	-	-	-	-	-	-	-	-	-	-	-	<4	<5	<5	-	106
	4-methylphenol	µg/L	1	-	-	-	-	-	-	-	-	-	-	-	<4	-	-	-	84
	Azobenzene	µg/L	1	-	-	-	-	-	-	-	-	-	-	-	<4	<50	<50	-	105
	Benzoic Acid	µg/L	100	-	-	-	-	-	-	-	-	-	-	-	<100	<100	-	-	22
	Bis(2-chloroethoxy) methane	µg/L	1	-	-	-	-	-	-	-	-	-	-	-	<4	<5	<5	-	106
	Bis(2-chloroethyl)ether	µg/L	1	-	-	-	-	-	-	-	-	-	-	-	<4	<5	<5	-	106

				Location	OH07034	OH07035	OH07035	OH07035	OH07036	OH07037	OH07038	OH07038	OH07038	OH07038	OH07039	OH07040	OH07040	OH07041		
				Sampled_Date	11/11/2020	17/02/2020	17/02/2020	11/11/2020	15/01/2020	30/01/2020	24/10/2019	09/12/2019	11/11/2020	12/11/2020	04/12/2019	04/12/2019	30/01/2020			
				Sample_Time																
				Sample_Depth	0	18	18	7.65	7.5	18	18	18	7.74	8.45	18	18	18			
				Avg																
				Arcadis GAC - Human Health - Residential	UK Drinking Water Standards	UK Estuaries and coastal waters EQS	UK Freshwater EQS												Statistical Summary	
Chem_Group	Analyte	Units	MDL															Number of Results		
	Bis(2-chloroisopropyl) ether	µg/L	5	-	-	-	-	-	-	-	-	-	-	-	-	<5	<5	-	22	
	Bis(2-ethylhexyl) phthalate	µg/L	2	-	-	1.3 <sup>#3</sup>	1.3 <sup>#3</sup>	-	-	-	-	-	-	-	<8	<5	<5	-	106	
	Butyl benzyl phthalate	µg/L	1	-	-	0.75 <sup>#3</sup>	7.5 <sup>#3</sup>	-	-	-	-	-	-	-	<4	<5	<5	-	106	
	Carbazole	µg/L	1	-	-	-	-	-	-	-	-	-	-	-	<4	<50	<50	-	105	
	Dibenzofuran	µg/L	1	-	-	-	-	-	-	-	-	-	-	-	<4	<5	<5	-	106	
	Diethylphthalate	µg/L	1	-	-	200 <sup>#4</sup>	200 <sup>#4</sup>	-	-	-	-	-	-	-	<4	<5	<5	-	106	
	Dimethyl phthalate	µg/L	1	-	-	800 <sup>#4</sup>	800 <sup>#4</sup>	-	-	-	-	-	-	-	<4	<5	<5	-	106	
	Di-n-butyl phthalate	µg/L	1	-	-	8 <sup>#4</sup>	8 <sup>#4</sup>	-	-	-	-	-	-	-	<4	<5	<5	-	106	
	Di-n-octyl phthalate	µg/L	2	-	-	20 <sup>#4</sup>	20 <sup>#4</sup>	-	-	-	-	-	-	-	<20	<2	<2	-	106	
	Hexachlorobenzene	µg/L	0.01	-	<0.01	0.05(MAC) <sup>#13</sup>	0.05(MAC) <sup>#13</sup>	-	-	<0.01	<0.01	-	-	-	<4	<5	<5	-	116	
	Hexachlorocyclopentadiene	µg/L	1	-	-	-	-	-	-	-	-	-	-	-	<4	<5	<5	-	106	
	Hexachloroethane	µg/L	1	-	-	-	-	-	-	-	-	-	-	-	<4	<5	<5	-	106	
	Isophorone	µg/L	1	-	-	-	-	-	-	-	-	-	-	-	<4	<5	<5	-	106	
	Nitrobenzene	µg/L	1	-	-	-	-	-	-	-	-	-	-	-	<4	<5	<5	-	106	
	N-nitrosodi-n-propylamine	µg/L	1	-	-	-	-	-	-	-	-	-	-	-	<4	<5	<5	-	106	
	n-Nitrosodiphenylamine	µg/L	5	-	-	-	-	-	-	-	-	-	-	-	<5	<5	-	22		
	Pentachlorobenzene	µg/L	0.01	-	<0.01	0.0007 <sup>#3</sup>	0.007 <sup>#3</sup>	-	-	<0.01	<0.01	-	-	-	-	-	-	-	18	
	Pentachloronitrobenzene	µg/L	0.01	-	-	-	-	-	-	-	-	-	-	-	-	-	-	-	4	
	Pentachlorophenol	µg/L	1	-	-	0.4 <sup>#3</sup>	0.4 <sup>#3</sup>	-	-	-	-	-	-	-	<4	<50	<50	-	106	
PCB	Heptachlorobiphenyl, 2,3,3,4,4,5,5- (PCB 189)	µg/L	0.01	-	-	-	-	-	-	-	-	-	-	-	-	<0.01	<0.01	-	87	
	Hexachlorobiphenyl, 2,3,3,4,4,5- (PCB 156)	µg/L	0.01	-	-	-	-	-	-	-	-	-	-	-	-	<0.01	<0.01	-	87	
	Hexachlorobiphenyl, 2,3,3,4,4,5- (PCB 157)	µg/L	0.01	-	-	-	-	-	-	-	-	-	-	-	-	<0.01	<0.01	-	87	
	Hexachlorobiphenyl, 2,3,4,4,5,5- (PCB 167)	µg/L	0.01	-	-	-	-	-	-	-	-	-	-	-	-	<0.01	<0.01	-	87	
	Hexachlorobiphenyl, 3,3,4,4,5,5- (PCB 169)	µg/L	0.01	-	-	-	-	-	-	-	-	-	-	-	-	<0.01	<0.01	-	87	
	PCB 101	µg/L	0.01	-	-	-	-	-	-	-	-	-	-	-	-	<0.01	<0.01	-	83	
	PCB 118	µg/L	0.01	-	-	-	-	-	-	-	-	-	-	-	-	<0.01	<0.01	-	83	
	PCB 138	µg/L	0.01	-	-	-	-	-	-	-	-	-	-	-	-	<0.01	<0.01	-	83	
	PCB 153	µg/L	0.01	-	-	-	-	-	-	-	-	-	-	-	-	<0.01	<0.01	-	83	
	PCB 180	µg/L	0.01	-	-	-	-	-	-	-	-	-	-	-	-	<0.01	<0.01	-	83	
	PCB 28	µg/L	0.01	-	-	-	-	-	-	-	-	-	-	-	-	<0.01	<0.01	-	83	

				Location	OH07034	OH07035	OH07035	OH07035	OH07036	OH07037	OH07038	OH07038	OH07038	OH07038	OH07039	OH07040	OH07040	OH07041		
				Sampled Date	11/11/2020	17/02/2020	17/02/2020	11/11/2020	15/01/2020	30/01/2020	24/10/2019	09/12/2019	11/11/2020	12/11/2020	04/12/2019	04/12/2019	30/01/2020			
				Time																
				Sample Depth	0	18	18	7.65	7.5	18	18	18	7.74	8.45	18	18	18			
				Avg																
				Arcadis GAC - Human Health - Residential	UK Drinking Water Standards	UK Estuaries and coastal waters EQS	UK Freshwater EQS												Statistical Summary	
Chem_Group	Analyte	Units	MDL																	Number of Results
	PCB 52	µg/L	0.01	-	-	-	-	-	-	-	-	-	-	-	-	-	-	-	-	83
	Pentachlorobiphenyl, 2,3,3,4,4,- (PCB 105)	µg/L	0.01	-	-	-	-	-	-	-	-	-	-	-	-	-	-	-	-	87
	Pentachlorobiphenyl, 2,3,4,4,5- (PCB 114)	µg/L	0.01	-	-	-	-	-	-	-	-	-	-	-	-	-	-	-	-	87
	Pentachlorobiphenyl, 2,3,4,4,5- (PCB 123)	µg/L	0.01	-	-	-	-	-	-	-	-	-	-	-	-	-	-	-	-	87
	Pentachlorobiphenyl, 3,3,4,4,5- (PCB 126)	µg/L	0.01	-	-	-	-	-	-	-	-	-	-	-	-	-	-	-	-	87
	Tetrachlorobiphenyl, 3,3,4,4- (PCB 77)	µg/L	0.01	-	-	-	-	-	-	-	-	-	-	-	-	-	-	-	-	87
	Tetrachlorobiphenyl, 3,4,4,5- (PCB 81)	µg/L	0.01	-	-	-	-	-	-	-	-	-	-	-	-	-	-	-	-	87
	Total PCB 7 Congeners	µg/L	0.105	-	-	-	-	-	-	-	-	-	-	-	-	-	-	-	-	59
Phenolics	Xylenols (Filtered)	µg/L	0.5	-	-	-	-	-	-	-	-	-	-	-	0.74	-	-	-	-	100
	3-&4-methylphenol	µg/L	20	-	-	-	-	-	-	-	-	-	-	-	-	<20	<20	-	-	22
	Trimethylphenols	µg/L	0.5	-	-	-	-	-	-	-	-	-	-	-	-	-	-	-	-	13
	Trimethylphenols (Filtered)	µg/L	0.5	-	144	173	-	3.5	<0.5	<0.5	<0.5	-	-	-	<0.5	<0.5	<0.5	<0.5	<0.5	88
	Cresol Total	µg/L	0.5	-	-	-	-	-	-	-	-	-	-	-	-	-	-	-	-	13
	Cresol Total (Filtered)	µg/L	0.5	-	151	177	-	25.2	<0.5	<0.5	<0.5	-	0.97	-	<0.5	<0.5	<0.5	<0.5	<0.5	188
	Dimethylphenols	µg/L	0.5	-	-	-	-	-	-	-	-	-	-	-	-	-	-	-	-	13
	Dimethylphenols (Filtered)	µg/L	0.5	-	152	143	-	18.6	<0.5	<0.5	<0.5	-	-	-	<0.5	<0.5	<0.5	<0.5	<0.5	88
	Phenol	µg/L	0.5	1200000	5800 <sup>#39</sup>	7.7 <sup>#3</sup>	7.7 <sup>#3</sup>	-	-	-	-	-	-	<4	<20	<20	-	-	-	119
	Phenol (Filtered)	µg/L	0.5	1200000	5800 <sup>#39</sup>	7.7 <sup>#3</sup>	7.7 <sup>#3</sup>	-	52.4	58.1	-	36.7	1.7	<0.5	<0.5	-	<0.5	<0.5	<0.5	188
	Phenols Monohydric (Filtered)	µg/L	0.5	-	-	-	-	-	-	-	-	-	-	-	1.71	-	-	-	-	100
PFAS	Branched PFOS	µg/L	0.002	-	-	-	-	-	-	-	-	-	-	-	-	-	-	-	-	5
	Linear PFOS(Perfluoro-1-octanesulfonate)	µg/l	0.0013	-	-	-	-	-	-	-	-	-	-	-	-	-	-	-	-	5
	Perfluoro-1-butanesulfonate	µg/L	0.002	-	-	-	-	-	-	-	-	-	-	-	-	-	-	-	-	5
	Perfluoro-1-hexanesulfonate	µg/L	0.002	-	-	-	-	-	-	-	-	-	-	-	-	-	-	-	-	5
	Perfluorooctanoate (PFOA)	µg/L	0.0013	-	-	-	-	-	-	-	-	-	-	-	-	-	-	-	-	5
	Perfluoro-1-decanesulfonate	µg/L	0.002	-	-	-	-	-	-	-	-	-	-	-	-	-	-	-	-	5
	Perfluoro-1-heptanesulfonate	µg/L	0.002	-	-	-	-	-	-	-	-	-	-	-	-	-	-	-	-	5
	Perfluoro-n-butanoic acid	µg/L	0.004	-	-	-	-	-	-	-	-	-	-	-	-	-	-	-	-	5
	Perfluoro-n-decanoic acid	µg/L	0.002	-	-	-	-	-	-	-	-	-	-	-	-	-	-	-	-	5
	Perfluoro-n-heptanoic acid	µg/L	0.002	-	-	-	-	-	-	-	-	-	-	-	-	-	-	-	-	5
	Perfluoro-n-hexanoic acid	µg/L	0.002	-	-	-	-	-	-	-	-	-	-	-	-	-	-	-	-	5



				Location	OH07034	OH07035	OH07035	OH07035	OH07036	OH07037	OH07038	OH07038	OH07038	OH07038	OH07039	OH07040	OH07040	OH07041		
				Sampled Date	11/11/2020	17/02/2020	17/02/2020	11/11/2020	15/01/2020	30/01/2020	24/10/2019	09/12/2019	11/11/2020	12/11/2020	04/12/2019	04/12/2019	30/01/2020			
				Time																
				Sample Depth	0	18	18	7.65	7.5	18	18	18	7.74	8.45	18	18	18			
				Avg																
				Arcadis GAC - Human Health - Residential	UK Drinking Water Standards	UK Estuaries and coastal waters EQS	UK Freshwater EQS													Statistical Summary
Chem_Group	Analyte	Units	MDL																Number of Results	
	Perfluoro-n-pentanoic acid	µg/L	0.002	-	-	-	-	-	-	-	-	-	-	-	-	-	-	-	-	5
	Perfluoro-n-dodecanoic acid	µg/L	0.002	-	-	-	-	-	-	-	-	-	-	-	-	-	-	-	-	5
	Perfluoro-n-nonanoic acid	µg/L	0.002	-	-	-	-	-	-	-	-	-	-	-	-	-	-	-	-	5
	Perfluoro-n-undecanoic acid	µg/L	0.002	-	-	-	-	-	-	-	-	-	-	-	-	-	-	-	-	5
	Perfluorooctanesulfonamide	µg/L	0.004	-	-	-	-	-	-	-	-	-	-	-	-	-	-	-	-	5
	Total PFOS	µg/L	0.002	-	-	0.01 <sup>#47</sup>	0.00013 <sup>#48</sup>	0.00065 <sup>#48</sup>	-	-	-	-	-	-	-	-	-	-	-	5
Organotins	Tributyltin	µg/L	0.001	-	-	-	0.0002 <sup>#3</sup>	0.0002 <sup>#3</sup>	-	-	-	-	-	-	-	-	<0.05	<0.02	-	87
Pesticides	1-(3,4-Dichlorophenyl) urea (DCPU)	µg/l		-	-	-	-	-	-	-	-	-	-	-	-	-	-	-	-	4
	2-(4-Chlorophenoxy)propionic acid, 4-CPP	µg/l		-	-	-	-	-	-	-	-	-	-	-	-	-	-	-	-	4
	2-amino-N-(isopropyl)benzamide	µg/l		-	-	-	-	-	-	-	-	-	-	-	-	-	-	-	-	4
	2-Chloro-2,6-diethylacetanilide	µg/l		-	-	-	-	-	-	-	-	-	-	-	-	-	-	-	-	4
	Acibenzolar-S-methyl	µg/l		-	-	-	-	-	-	-	-	-	-	-	-	-	-	-	-	4
	Aminopyralid	µg/l		-	-	-	-	-	-	-	-	-	-	-	-	-	-	-	-	4
	Azoxystrobin	µg/L		-	-	-	-	-	-	-	-	-	-	-	-	-	-	-	-	4
	BAM	µg/l		-	-	-	-	-	-	-	-	-	-	-	-	-	-	-	-	4
	Benalaxyl	µg/l		-	-	-	-	-	-	-	-	-	-	-	-	-	-	-	-	4
	Bentazone methyl	µg/l		-	-	-	-	-	-	-	-	-	-	-	-	-	-	-	-	4
	Bifenox	µg/L		-	-	-	-	-	-	-	-	-	-	-	-	-	-	-	-	4
	Bitertanol	µg/l		-	-	-	-	-	-	-	-	-	-	-	-	-	-	-	-	4
	Boscalid	µg/l		-	-	-	-	-	-	-	-	-	-	-	-	-	-	-	-	4
	Cadusafos	µg/l		-	-	-	-	-	-	-	-	-	-	-	-	-	-	-	-	4
	Carfentrazone-ethyl	µg/L		-	-	-	-	-	-	-	-	-	-	-	-	-	-	-	-	4
	Chloridazon-desphenyl	µg/l		-	-	-	-	-	-	-	-	-	-	-	-	-	-	-	-	4
	Chloridazon-methyl desphenyl	µg/l		-	-	-	-	-	-	-	-	-	-	-	-	-	-	-	-	4
	Chlorotoluron-desmethyl	µg/l		-	-	-	-	-	-	-	-	-	-	-	-	-	-	-	-	4
	Chlorpropham	µg/L		-	-	-	10 <sup>#4</sup>	10 <sup>#4</sup>	-	-	-	-	-	-	-	-	-	-	-	4
	Clodinafop	µg/l		-	-	-	-	-	-	-	-	-	-	-	-	-	-	-	-	4
	Clomeprop	µg/l		-	-	-	-	-	-	-	-	-	-	-	-	-	-	-	-	4
	Crimidine	µg/l		-	-	-	-	-	-	-	-	-	-	-	-	-	-	-	-	4
	Cybutryme (Irgarol)	µg/l		-	-	-	-	-	-	-	-	-	-	-	-	-	-	-	-	4

				Location	OH07034	OH07035	OH07035	OH07035	OH07036	OH07037	OH07038	OH07038	OH07038	OH07039	OH07040	OH07040	OH07041		
				Sampled Date	11/11/2020	17/02/2020	17/02/2020	11/11/2020	15/01/2020	30/01/2020	24/10/2019	09/12/2019	11/11/2020	12/11/2020	04/12/2019	04/12/2019	30/01/2020		
				Sample Time															
				Sample Depth Avg	0	18	18	7.65	7.5	18	18	18	7.74	8.45	18	18	18		
				Arcadis GAC - Human Health - Residential	UK Drinking Water Standards	UK Estuaries and coastal waters EQS	UK Freshwater EQS												Statistical Summary
Chem_Group	Analyte	Units	MDL															Number of Results	
	Cyprazine	µg/l		-	-	-	-	-	-	-	-	-	-	-	-	-	-	4	
	Cyprodinil	µg/L		-	-	-	-	-	-	-	-	-	-	-	-	-	-	4	
	Dichlofenthion	µg/l		-	-	-	-	-	-	-	-	-	-	-	-	-	-	4	
	Dichlormid	µg/l		-	-	-	-	-	-	-	-	-	-	-	-	-	-	4	
	Diethofencarb	µg/l		-	-	-	-	-	-	-	-	-	-	-	-	-	-	4	
	Difenacoum	µg/l		-	-	-	-	-	-	-	-	-	-	-	-	-	-	4	
	Dimefuron	µg/l		-	-	-	-	-	-	-	-	-	-	-	-	-	-	4	
	Dimethachlo	µg/l		-	-	-	-	-	-	-	-	-	-	-	-	-	-	4	
	Dimethenamid	µg/l		-	-	-	-	-	-	-	-	-	-	-	-	-	-	4	
	Dimethomorph	µg/l		-	-	-	-	-	-	-	-	-	-	-	-	-	-	4	
	Dinoterb	µg/l		-	-	-	-	-	-	-	-	-	-	-	-	-	-	4	
	Diuron desmethyl (DCPMU)	µg/l		-	-	-	-	-	-	-	-	-	-	-	-	-	-	4	
	Epoxiconazole	µg/l		-	-	-	-	-	-	-	-	-	-	-	-	-	-	4	
	Etrifluthin	µg/L	0.01	-	<0.01	<0.01	-	-	-	-	-	-	-	-	-	-	-	18	
	Fenoxaprop	µg/l		-	-	-	-	-	-	-	-	-	-	-	-	-	-	4	
	Fenpropidin	µg/l		-	-	-	-	-	-	-	-	-	-	-	-	-	-	4	
	Fenuron	µg/l		-	-	-	-	-	-	-	-	-	-	-	-	-	-	4	
	Fipronil	µg/L		-	-	-	-	-	-	-	-	-	-	-	-	-	-	4	
	Florasulam	µg/l		-	-	-	-	-	-	-	-	-	-	-	-	-	-	4	
	Fluazifop	µg/l		-	-	-	-	-	-	-	-	-	-	-	-	-	-	4	
	Fluazifop-P-butyl	µg/L		-	-	-	-	-	-	-	-	-	-	-	-	-	-	4	
	Foramsulfuron	µg/l		-	-	-	-	-	-	-	-	-	-	-	-	-	-	4	
	Furathiocarb	µg/l		-	-	-	-	-	-	-	-	-	-	-	-	-	-	4	
	Haloxifop	µg/l		-	-	-	-	-	-	-	-	-	-	-	-	-	-	4	
	Haloxifop-p-methyl	µg/l		-	-	-	-	-	-	-	-	-	-	-	-	-	-	4	
	Heptachlor epoxide	µg/L	0.01	-	<0.01	<0.01	-	-	-	-	-	-	-	-	-	-	-	18	
	Imazamox	µg/l		-	-	-	-	-	-	-	-	-	-	-	-	-	-	4	
	Indoxacarb	µg/L		-	-	-	-	-	-	-	-	-	-	-	-	-	-	4	
	Isoproturon-desmethyl	µg/l		-	-	-	-	-	-	-	-	-	-	-	-	-	-	4	
	Isoproturon-monodesmethyl	µg/l		-	-	-	-	-	-	-	-	-	-	-	-	-	-	4	

				Location	OH07034	OH07035	OH07035	OH07035	OH07036	OH07037	OH07038	OH07038	OH07038	OH07038	OH07039	OH07040	OH07040	OH07041				
				Sampled Date	11/11/2020	17/02/2020	17/02/2020	11/11/2020	15/01/2020	30/01/2020	24/10/2019	09/12/2019	11/11/2020	12/11/2020	04/12/2019	04/12/2019	30/01/2020			Statistical Summary		
				Time																	Number of Results	
				Sample Depth Avg	0	18	18	7.65	7.5	18	18	18	7.74	8.45	18	18	18					
Chem_Group	Analyte	Units	MDL	Arcadis GAC - Human Health - Residential	UK Drinking Water Standards	UK Estuaries and coastal waters EQS	UK Freshwater EQS															
	Isopyrazam	µg/l						-	-	-	-	-	-	-	-	-	-	-	-	4		
	Kresoxim-methyl	µg/l						-	-	-	-	-	-	-	-	-	-	-	-	4		
	Malaoxon	µg/l						-	-	-	-	-	-	-	-	-	-	-	-	4		
	Mandipropamid	µg/l						-	-	-	-	-	-	-	-	-	-	-	-	4		
	Mecarbam	µg/l						-	-	-	-	-	-	-	-	-	-	-	-	4		
	Mesotrione	µg/l						-	-	-	-	-	-	-	-	-	-	-	-	4		
	Metconazole	µg/l						-	-	-	-	-	-	-	-	-	-	-	-	4		
	Methacriphos	µg/L	0.01					-	<0.01	<0.01	-	-	-	-	-	-	-	-	-	14		
	Metribuzin-desamino	µg/l						-	-	-	-	-	-	-	-	-	-	-	-	4		
	Naptalam	µg/l						-	-	-	-	-	-	-	-	-	-	-	-	4		
	Nicosulfuron	µg/l						-	-	-	-	-	-	-	-	-	-	-	-	4		
	Nuarimol	µg/l						-	-	-	-	-	-	-	-	-	-	-	-	4		
	Oxadixyl	µg/l						-	-	-	-	-	-	-	-	-	-	-	-	4		
	Paraoxon-ethyl	µg/l						-	-	-	-	-	-	-	-	-	-	-	-	4		
	Parathion-ethyl	µg/l						-	-	-	-	-	-	-	-	-	-	-	-	4		
	Penconazole	µg/l						-	-	-	-	-	-	-	-	-	-	-	-	4		
	Pencycuron	µg/l						-	-	-	-	-	-	-	-	-	-	-	-	4		
	Phosphamidon II (E)	µg/l	0.01					-	-	-	-	-	-	-	-	-	-	-	-	4		
	Pretilachlor	µg/l						-	-	-	-	-	-	-	-	-	-	-	-	4		
	Primisulfuron-methyl	µg/l						-	-	-	-	-	-	-	-	-	-	-	-	4		
	Prodiamine	µg/l						-	-	-	-	-	-	-	-	-	-	-	-	4		
	Propaquizafop	µg/l						-	-	-	-	-	-	-	-	-	-	-	-	4		
	Propetamphos	µg/L	0.01					-	<0.01	<0.01	-	-	-	-	-	-	-	-	-	18		
	Prosulfocarb	µg/l						-	-	-	-	-	-	-	-	-	-	-	-	4		
	Prothioconazole	µg/l						-	-	-	-	-	-	-	-	-	-	-	-	4		
	Pyribenzoxim	µg/l						-	-	-	-	-	-	-	-	-	-	-	-	4		
	Quinmerac	µg/l						-	-	-	-	-	-	-	-	-	-	-	-	4		
	Quizalofop	µg/l						-	-	-	-	-	-	-	-	-	-	-	-	4		
	Rimsulfuron	µg/l						-	-	-	-	-	-	-	-	-	-	-	-	4		
	Sebuthylazine	µg/l						-	-	-	-	-	-	-	-	-	-	-	-	4		

				Location	OH07034	OH07035	OH07035	OH07035	OH07036	OH07037	OH07038	OH07038	OH07038	OH07039	OH07040	OH07040	OH07041		
				Sampled Date	11/11/2020	17/02/2020	17/02/2020	11/11/2020	15/01/2020	30/01/2020	24/10/2019	09/12/2019	11/11/2020	12/11/2020	04/12/2019	04/12/2019	30/01/2020		
				Sample Time															
				Sample Depth Avg	0	18	18	7.65	7.5	18	18	18	7.74	8.45	18	18	18		
				Arcadis GAC - Human Health - Residential	UK Drinking Water Standards	UK Estuaries and coastal waters EQS	UK Freshwater EQS												Statistical Summary
Chem_Group	Analyte	Units	MDL															Number of Results	
	Simazine-2-hydroxy	µg/l		-	-	-	-	-	-	-	-	-	-	-	-	-	-	-	4
	Sodium Acifluorfen	µg/L		-	-	-	-	-	-	-	-	-	-	-	-	-	-	-	4
	Sulfosulfuron	µg/l		-	-	-	-	-	-	-	-	-	-	-	-	-	-	-	4
	Tecnazene	µg/L	0.01			1 <sup>nd</sup>	1 <sup>st</sup>	<0.01	<0.01	-	-	-	-	-	-	-	-	-	18
	Teflubenzuron	µg/l		-	-	-	-	-	-	-	-	-	-	-	-	-	-	-	4
	Terbutylazine-desethyl	µg/l		-	-	-	-	-	-	-	-	-	-	-	-	-	-	-	4
	Terbutylazine-desethyl-2-hydroxy	µg/l		-	-	-	-	-	-	-	-	-	-	-	-	-	-	-	4
	Terbutylazine-hydroxy	µg/l		-	-	-	-	-	-	-	-	-	-	-	-	-	-	-	4
	Thiabendazole	µg/L				5 <sup>th</sup>	5 <sup>th</sup>	-	-	-	-	-	-	-	-	-	-	-	4
	Thiamethoxam	µg/L		-	-	-	-	-	-	-	-	-	-	-	-	-	-	-	4
	Tribenuron-methyl	µg/L		-	-	-	-	-	-	-	-	-	-	-	-	-	-	-	4
	Trietazine	µg/L	0.01	-	-	-	-	-	-	-	-	-	-	-	-	-	-	-	4
	Trifloxysulfuron-sodium	µg/l		-	-	-	-	-	-	-	-	-	-	-	-	-	-	-	4
	Triflusulfuron-methyl	µg/l		-	-	-	-	-	-	-	-	-	-	-	-	-	-	-	4
	Triforine	µg/l		-	-	-	-	-	-	-	-	-	-	-	-	-	-	-	4
	Triticonazole	µg/l		-	-	-	-	-	-	-	-	-	-	-	-	-	-	-	4
	Desmetryn	mg/L		-	-	-	-	-	-	-	-	-	-	-	-	-	-	-	4
	Simetryn	mg/L		-	-	-	-	-	-	-	-	-	-	-	-	-	-	-	4
	Clothianidin	µg/L		-	-	-	-	-	-	-	-	-	-	-	-	-	-	-	4
	Cymoxanil	µg/L		-	-	-	-	-	-	-	-	-	-	-	-	-	-	-	4
	Fluazifop-butyl	µg/L		-	-	-	-	-	-	-	-	-	-	-	-	-	-	-	4
	Imazamethabenz-methyl	µg/L		-	-	-	-	-	-	-	-	-	-	-	-	-	-	-	4
	Mesosulfuron-methyl	µg/L		-	-	-	-	-	-	-	-	-	-	-	-	-	-	-	4
	Metamitron	µg/L		-	-	-	-	-	-	-	-	-	-	-	-	-	-	-	4
	Melobromuron	µg/L		-	-	-	-	-	-	-	-	-	-	-	-	-	-	-	4
	Monuron	µg/L		-	-	-	-	-	-	-	-	-	-	-	-	-	-	-	4
	Secbumeton	µg/L		-	-	-	-	-	-	-	-	-	-	-	-	-	-	-	4
	Spiroxamine	µg/L		-	-	-	-	-	-	-	-	-	-	-	-	-	-	-	4
	Clomazon	µg/L		-	-	-	-	-	-	-	-	-	-	-	-	-	-	-	4
	Metazachlor	µg/L	0.01	-	-	-	-	-	-	-	-	-	-	-	-	-	-	-	4

				Location	OH07034	OH07035	OH07035	OH07035	OH07036	OH07037	OH07038	OH07038	OH07038	OH07039	OH07040	OH07040	OH07041		
				Sampled Date	11/11/2020	17/02/2020	17/02/2020	11/11/2020	15/01/2020	30/01/2020	24/10/2019	09/12/2019	11/11/2020	12/11/2020	04/12/2019	04/12/2019	30/01/2020		
				Sample Time															
				Sample Depth Avg	0	18	18	7.65	7.5	18	18	18	7.74	8.45	18	18	18		
				Arcadis GAC - Human Health - Residential	UK Drinking Water Standards	UK Estuaries and coastal waters EQS	UK Freshwater EQS												Statistical Summary
Chem_Group	Analyte	Units	MDL															Number of Results	
	Methabenzthiazuran	µg/L		-	-	-	-	-	-	-	-	-	-	-	-	-	-	-	4
	Iprovalicarb	µg/L		-	-	-	-	-	-	-	-	-	-	-	-	-	-	-	4
	Chloroxuron	µg/L		-	-	-	-	-	-	-	-	-	-	-	-	-	-	-	4
	Neburon	µg/L		-	-	-	-	-	-	-	-	-	-	-	-	-	-	-	4
	Metribuzin	µg/L		-	-	-	-	-	-	-	-	-	-	-	-	-	-	-	4
	2,3,6-Trichlorobenzoic Acid (Tba)	µg/L		-	-	-	-	-	-	-	-	-	-	-	-	-	-	-	4
	2,4,5-Trichlorophenoxy Acetic Acid	µg/L		-	-	-	-	-	-	-	-	-	-	-	-	-	-	-	4
	2,4,5-TP (Silvex)	µg/L		-	-	-	-	-	-	-	-	-	-	-	-	-	-	-	4
	Pyrimethanil	µg/L		-	-	-	-	-	-	-	-	-	-	-	-	-	-	-	4
	Hedonal	µg/L				0.3 <sup>#3</sup>	0.3 <sup>#3</sup>	-	-	-	-	-	-	-	-	-	-	-	4
	2,4-DDT	µg/L	0.01			0.00625 <sup>#49</sup>	0.00625 <sup>#49</sup>	-	<0.01	<0.01	-	-	-	-	-	-	-	-	18
	Propachlor	µg/L	0.01					-	-	-	-	-	-	-	-	-	-	-	4
	Propamocarb	µg/L						-	-	-	-	-	-	-	-	-	-	-	4
	2,4-Dichlorprop	µg/L						-	-	-	-	-	-	-	-	-	-	-	4
	3-Hydroxy Carbofuran	µg/L						-	-	-	-	-	-	-	-	-	-	-	4
	4-(2,4-Dichlorophenoxy)butyric Acid (2,4-DB)	µg/L						-	-	-	-	-	-	-	-	-	-	-	4
	4,4-DDE	µg/L	0.01			0.00625 <sup>#49</sup>	0.00625 <sup>#49</sup>	-	<0.01	<0.01	-	-	-	-	-	-	-	-	18
	4-Bromo-3,5-dimethylphenyl-N-methylcarbamate	µg/L						-	-	-	-	-	-	-	-	-	-	-	4
	a-BHC	µg/L	0.01					-	<0.01	<0.01	-	-	-	-	-	-	-	-	18
	Acetochlor	µg/L						-	-	-	-	-	-	-	-	-	-	-	4
	Aldicarb	µg/L						-	-	-	-	-	-	-	-	-	-	-	4
	Aldicarb sulfone	µg/L						-	-	-	-	-	-	-	-	-	-	-	4
	Aldrin	µg/L	0.01			0.03 <sup>#1</sup>	0.00125 <sup>#50</sup>	0.0025 <sup>#51</sup>	-	<0.01	<0.01	-	-	-	-	-	-	-	18
	Ametryn	µg/L						-	-	-	-	-	-	-	-	-	-	-	4
	Amidosulfuron	µg/L						-	-	-	-	-	-	-	-	-	-	-	4
	Acetamiprid	µg/L						-	-	-	-	-	-	-	-	-	-	-	4
	Aclonifen	µg/L						-	-	-	-	-	-	-	-	-	-	-	4
	Actril (toxynil)	µg/L					10 <sup>#4</sup>	10 <sup>#4</sup>	-	-	-	-	-	-	-	-	-	-	4
	Altraton	µg/L						-	-	-	-	-	-	-	-	-	-	-	4
	Atrazine	µg/L	0.01				0.6 <sup>#3</sup>	0.6 <sup>#3</sup>	-	-	-	-	-	-	-	-	-	-	4

				Location	OH07034	OH07035	OH07035	OH07035	OH07036	OH07037	OH07038	OH07038	OH07038	OH07038	OH07039	OH07040	OH07040	OH07041		
				Sampled Date	11/11/2020	17/02/2020	17/02/2020	11/11/2020	15/01/2020	30/01/2020	24/10/2019	09/12/2019	11/11/2020	12/11/2020	04/12/2019	04/12/2019	30/01/2020			
				Time																
				Sample Depth	0	18	18	7.65	7.5	18	18	18	7.74	8.45	18	18	18			
				Avg																
				Arcadis GAC - Human Health - Residential	UK Drinking Water Standards	UK Estuaries and coastal waters EQS	UK Freshwater EQS													Statistical Summary
Chem_Group	Analyte	Units	MDL																	Number of Results
	Azinophos methyl	µg/L	0.01			0.01 <sup>#6</sup>	0.01 <sup>#6</sup>	-	<0.01	<0.01	-	-	-	-	-	-	-	-	-	18
	Baygon	µg/L						-	-	-	-	-	-	-	-	-	-	-	-	4
	b-BHC	µg/L	0.01					-	<0.01	<0.01	-	-	-	-	-	-	-	-	-	18
	Benazolin	µg/L						-	-	-	-	-	-	-	-	-	-	-	-	4
	Bendiocarb	µg/L						-	-	-	-	-	-	-	-	-	-	-	-	4
	Bentazone	µg/L	0.02			500 <sup>#4</sup>	500 <sup>#4</sup>	-	<0.02	<0.02	-	-	-	-	-	-	-	-	-	18
	Bidrin	µg/L						-	-	-	-	-	-	-	-	-	-	-	-	4
	Bromacil	µg/L						-	-	-	-	-	-	-	-	-	-	-	-	4
	Bromazil	µg/L						-	-	-	-	-	-	-	-	-	-	-	-	4
	Bromophos-ethyl	µg/L						-	-	-	-	-	-	-	-	-	-	-	-	4
	Bromoxynil	µg/L				100 <sup>#4</sup>	100 <sup>#4</sup>	-	-	-	-	-	-	-	-	-	-	-	-	4
	Carbaryl	µg/L						-	-	-	-	-	-	-	-	-	-	-	-	4
	Carbendazim	µg/L					0.15 <sup>#4</sup>	-	-	-	-	-	-	-	-	-	-	-	-	4
	Carbetamide	µg/L						-	-	-	-	-	-	-	-	-	-	-	-	4
	Carbofuran	µg/L						-	-	-	-	-	-	-	-	-	-	-	-	4
	Carbophenothion	µg/L	0.01					-	<0.01	<0.01	-	-	-	-	-	-	-	-	-	18
	Carboxin	µg/L						-	-	-	-	-	-	-	-	-	-	-	-	4
	Chlorbromuron	µg/L						-	-	-	-	-	-	-	-	-	-	-	-	4
	chlordane	µg/L	0.01					-	<0.01	<0.01	-	-	-	-	-	-	-	-	-	14
	Chlordane (cis)	µg/L	0.01					-	<0.01	<0.01	-	-	-	-	-	-	-	-	-	18
	Azinphos Ethyl	µg/L	0.01					-	<0.01	<0.01	-	-	-	-	-	-	-	-	-	18
	Chlordane (trans)	µg/L	0.01					-	-	-	-	-	-	-	-	-	-	-	-	4
	Chlorfenvinphos	µg/L	0.01			0.1 <sup>#3</sup>	0.1 <sup>#3</sup>	-	<0.01	<0.01	-	-	-	-	-	-	-	-	-	18
	Chloridazon	µg/L						-	-	-	-	-	-	-	-	-	-	-	-	4
	Chlorotoluron	µg/L				2 <sup>#4</sup>	2 <sup>#4</sup>	-	-	-	-	-	-	-	-	-	-	-	-	4
	Chlorpyrifos	µg/L	0.01			0.03 <sup>#3</sup>		-	<0.01	<0.01	-	-	-	-	-	-	-	-	-	18
	Chlorpyrifos-methyl	µg/L	0.01					-	<0.01	<0.01	-	-	-	-	-	-	-	-	-	18
	Chlorsulfuron	µg/L						-	-	-	-	-	-	-	-	-	-	-	-	4
	Clopyralid	µg/L						-	-	-	-	-	-	-	-	-	-	-	-	4
	Coumaphos	µg/L	0.01			0.03 <sup>#4</sup>	0.03 <sup>#4</sup>	-	-	-	-	-	-	-	-	-	-	-	-	4

				Location	OH07034	OH07035	OH07035	OH07035	OH07036	OH07037	OH07038	OH07038	OH07038	OH07038	OH07039	OH07040	OH07040	OH07041		
				Sampled Date	11/11/2020	17/02/2020	17/02/2020	11/11/2020	15/01/2020	30/01/2020	24/10/2019	09/12/2019	11/11/2020	12/11/2020	04/12/2019	04/12/2019	30/01/2020			
				Sample Time																
				Sample Depth	0	18	18	7.65	7.5	18	18	18	7.74	8.45	18	18	18			
				Avg																
				Arcadis GAC - Human Health - Residential	UK Drinking Water Standards	UK Estuaries and coastal waters EQS	UK Freshwater EQS												Statistical Summary	
Chem_Group	Analyte	Units	MDL																Number of Results	
	Cyanazine	µg/L	0.01	-	-	-	-	-	-	-	-	-	-	-	-	-	-	-	-	4
	Cyproconazole	µg/L		-	-	-	-	-	-	-	-	-	-	-	-	-	-	-	-	4
	Cyromazine	µg/L		-	-	-	-	-	-	-	-	-	-	-	-	-	-	-	-	4
	d-BHC	µg/L	0.01	-	<0.01	<0.01	-	-	-	-	-	-	-	-	-	-	-	-	-	18
	DDD	µg/L	0.01			0.00625 <sup>#49</sup>	0.00625 <sup>#49</sup>	-	<0.01	<0.01	-	-	-	-	-	-	-	-	-	18
	DDT	µg/L	0.01			0.01 <sup>#52</sup>	0.01 <sup>#52</sup>	-	<0.01	<0.01	-	-	-	-	-	-	-	-	-	18
	Deisopropylatrazine	µg/L		-	-	-	-	-	-	-	-	-	-	-	-	-	-	-	-	4
	Chlorothalonil	µg/L	0.01				0.035 <sup>#3</sup>	-	<0.01	<0.01	-	-	-	-	-	-	-	-	-	18
	Deethylatrazine	µg/L		-	-	-	-	-	-	-	-	-	-	-	-	-	-	-	-	4
	Demeton-S-methyl	µg/L	0.01	-	-	-	-	-	-	-	-	-	-	-	-	-	-	-	-	4
	Diazinon	µg/L	0.01			0.01 <sup>#3</sup>	0.01 <sup>#3</sup>	-	<0.01	<0.01	-	-	-	-	-	-	-	-	-	18
	Dicamba	µg/L		-	-	-	-	-	-	-	-	-	-	-	-	-	-	-	-	4
	Dichlobenil	µg/L	0.01	-	<0.01	<0.01	-	-	-	-	-	-	-	-	-	-	-	-	-	18
	cis-Permethrin	µg/L	0.01	-	<0.01	<0.01	-	-	-	-	-	-	-	-	-	-	-	-	-	14
	Dichlorvos	µg/L	0.01			0.04 <sup>#4</sup>	0.001 <sup>#4</sup>	-	<0.01	<0.01	-	-	-	-	-	-	-	-	-	18
	Diclofop	µg/L		-	-	-	-	-	-	-	-	-	-	-	-	-	-	-	-	4
	Dieldrin	µg/L	0.01			0.03 <sup>#1</sup>	0.00125 <sup>#50</sup>	0.0025 <sup>#51</sup>	-	<0.01	<0.01	-	-	-	-	-	-	-	-	18
	Difenoconazole	µg/L		-	-	-	-	-	-	-	-	-	-	-	-	-	-	-	-	4
	Difenoxyuron	µg/L		-	-	-	-	-	-	-	-	-	-	-	-	-	-	-	-	4
	Diflubenzuron	µg/L				0.005 <sup>#4</sup>	0.001 <sup>#4</sup>	-	-	-	-	-	-	-	-	-	-	-	-	4
	Diflufenican	µg/L		-	-	-	-	-	-	-	-	-	-	-	-	-	-	-	-	4
	Dimethoate	µg/L	0.01			0.48	0.48 <sup>#2</sup>	-	<0.01	<0.01	-	-	-	-	-	-	-	-	-	18
	Dinoseb	µg/L		-	-	-	-	-	-	-	-	-	-	-	-	-	-	-	-	4
	Disulfoton	µg/L	0.01	-	-	-	-	-	-	-	-	-	-	-	-	-	-	-	-	4
	Diuron	µg/L				0.48 <sup>#3</sup>	0.48 <sup>#3</sup>	-	-	-	-	-	-	-	-	-	-	-	-	4
	Endosulfan I	µg/L	0.01	-	<0.01	<0.01	-	-	-	-	-	-	-	-	-	-	-	-	-	18
	Endosulfan II	µg/L	0.01	-	<0.01	<0.01	-	-	-	-	-	-	-	-	-	-	-	-	-	18
	Endosulfan sulphate	µg/L	0.01	-	<0.01	<0.01	-	-	-	-	-	-	-	-	-	-	-	-	-	18
	Endrin	µg/L	0.01			0.00125 <sup>#50</sup>	0.0025 <sup>#51</sup>	-	<0.01	<0.01	-	-	-	-	-	-	-	-	-	18
	Endrin ketone	µg/L	0.01	-	<0.01	<0.01	-	-	-	-	-	-	-	-	-	-	-	-	-	14

				Location	OH07034	OH07035	OH07035	OH07035	OH07036	OH07037	OH07038	OH07038	OH07038	OH07039	OH07040	OH07040	OH07041		
				Sampled Date	11/11/2020	17/02/2020	17/02/2020	11/11/2020	15/01/2020	30/01/2020	24/10/2019	09/12/2019	11/11/2020	12/11/2020	04/12/2019	04/12/2019	30/01/2020		
				Sample Time															
				Sample Depth	0	18	18	7.65	7.5	18	18	18	7.74	8.45	18	18	18		
				Avg															
				Arcadis GAC - Human Health - Residential	UK Drinking Water Standards	UK Estuaries and coastal waters EQS	UK Freshwater EQS											Statistical Summary	
Chem_Group	Analyte	Units	MDL															Number of Results	
	s-Ethyl dipropylthiocarbamate	µg/L						-	-	-	-	-	-	-	-	-	-	-	4
	Ethiofencarb	µg/L						-	-	-	-	-	-	-	-	-	-	-	4
	Ethion	µg/L	0.01					-	<0.01	<0.01	-	-	-	-	-	-	-	-	18
	Ethoprop	µg/L						-	-	-	-	-	-	-	-	-	-	-	4
	Ethofumesate	µg/L						-	-	-	-	-	-	-	-	-	-	-	4
	Etridiazole	µg/L	0.01					-	-	-	-	-	-	-	-	-	-	-	4
	Fenamiphos	µg/L						-	-	-	-	-	-	-	-	-	-	-	4
	Fenarimol	µg/L						-	-	-	-	-	-	-	-	-	-	-	4
	Fenitrothion	µg/L	0.01			0.01 <sup>#4</sup>	0.01 <sup>#4</sup>	-	<0.01	<0.01	-	-	-	-	-	-	-	-	18
	Fensulfothion	µg/L						-	-	-	-	-	-	-	-	-	-	-	4
	Fenhexamid	µg/L						-	-	-	-	-	-	-	-	-	-	-	4
	Fenoxycarb	µg/L						-	-	-	-	-	-	-	-	-	-	-	4
	Fenthion	µg/L	0.01					-	<0.01	<0.01	-	-	-	-	-	-	-	-	18
	Fenpropimorf	µg/L						-	-	-	-	-	-	-	-	-	-	-	4
	Fluroxypyr	µg/L	0.03					-	-	-	-	-	-	-	-	-	-	-	12
	Flutolanil	µg/L						-	-	-	-	-	-	-	-	-	-	-	4
	Fonofos	µg/L						-	-	-	-	-	-	-	-	-	-	-	4
	g-BHC (Lindane)	µg/L	0.01					-	<0.01	<0.01	-	-	-	-	-	-	-	-	18
	Haloxypop-methyl	µg/L						-	-	-	-	-	-	-	-	-	-	-	4
	Thifensulfuron	µg/L						-	-	-	-	-	-	-	-	-	-	-	4
	Heptachlor	µg/L	0.01			0.03 <sup>#1</sup>		-	<0.01	<0.01	-	-	-	-	-	-	-	-	18
	Hexaconazole	µg/L						-	-	-	-	-	-	-	-	-	-	-	4
	Hexazinone	µg/L						-	-	-	-	-	-	-	-	-	-	-	4
	Hydroxyatrazine	µg/L						-	-	-	-	-	-	-	-	-	-	-	4
	Iprodione	µg/L						-	-	-	-	-	-	-	-	-	-	-	4
	Isodrin	µg/L	0.01			0.00125 <sup>#50</sup>	0.0025 <sup>#51</sup>	-	<0.01	<0.01	-	-	-	-	-	-	-	-	18
	Isoproturon	µg/L				0.3 <sup>#3</sup>	0.3 <sup>#3</sup>	-	-	-	-	-	-	-	-	-	-	-	4
	Linuron	µg/L				0.5 <sup>#3</sup>	0.5 <sup>#3</sup>	-	-	-	-	-	-	-	-	-	-	-	4
	Malathion	µg/L	0.01			0.02 <sup>#4</sup>	0.01 <sup>#4</sup>	-	<0.01	<0.01	-	-	-	-	-	-	-	-	18
	2-Methyl-4-chlorophenoxyacetic acid	µg/L						-	-	-	-	-	-	-	-	-	-	-	4



				Location	OH07034	OH07035	OH07035	OH07035	OH07036	OH07037	OH07038	OH07038	OH07038	OH07039	OH07040	OH07040	OH07041		
				Sampled Date	11/11/2020	17/02/2020	17/02/2020	11/11/2020	15/01/2020	30/01/2020	24/10/2019	09/12/2019	11/11/2020	12/11/2020	04/12/2019	04/12/2019	30/01/2020		
				Sample Depth	0	18	18	7.65	7.5	18	18	18	7.74	8.45	18	18	18		
				Avg															
				Arcadis GAC - Human Health - Residential	UK Drinking Water Standards	UK Estuaries and coastal waters EQS	UK Freshwater EQS												Statistical Summary
Chem_Group	Analyte	Units	MDL												Number of Results				
	2-Methyl-4-Chlorophenoxy Butanoic Acid	µg/L						-	-	-	-	-	-	-	-	-	-	-	4
	Mecoprop	µg/L				18 <sup>#3</sup>	18 <sup>#3</sup>	-	-	-	-	-	-	-	-	-	-	-	4
	Mefenpyr-diethyl	µg/L						-	-	-	-	-	-	-	-	-	-	-	4
	Metachlor	µg/L	0.01			0.3 <sup>#3</sup>	0.3 <sup>#3</sup>	-	-	-	-	-	-	-	-	-	-	-	4
	Metalaxyl	µg/L						-	-	-	-	-	-	-	-	-	-	-	4
	Methamidophos	µg/L						-	-	-	-	-	-	-	-	-	-	-	4
	Methidathion	µg/L						-	-	-	-	-	-	-	-	-	-	-	4
	Methiocarb	µg/L					0.01 <sup>#4</sup>	-	-	-	-	-	-	-	-	-	-	-	4
	Methomyl	µg/L						-	-	-	-	-	-	-	-	-	-	-	4
	Methoxychlor	µg/L	0.01					-	<0.01	<0.01	-	-	-	-	-	-	-	-	18
	Methoxyfenozone	µg/L						-	-	-	-	-	-	-	-	-	-	-	4
	Methyl parathion	µg/L	0.01					-	<0.01	<0.01	-	-	-	-	-	-	-	-	18
	Metolachlor	µg/L						-	-	-	-	-	-	-	-	-	-	-	4
	Metoxuron	µg/L						-	-	-	-	-	-	-	-	-	-	-	4
	Metsulfuron Methyl	µg/L						-	-	-	-	-	-	-	-	-	-	-	4
	Mevinphos (Phosdrin)	µg/L	0.01					0.02(MAC) <sup>#53</sup>	-	<0.01	0.21	-	-	-	-	-	-	-	18
	Molinatate	µg/L						-	-	-	-	-	-	-	-	-	-	-	4
	Moninuran	µg/L						-	-	-	-	-	-	-	-	-	-	-	4
	Monocrotophos	µg/L						-	-	-	-	-	-	-	-	-	-	-	4
	Napropamide	µg/L						-	-	-	-	-	-	-	-	-	-	-	4
	Flusilazole (NuStar)	µg/L						-	-	-	-	-	-	-	-	-	-	-	4
	o,p-DDD	µg/L	0.01					-	<0.01	<0.01	-	-	-	-	-	-	-	-	18
	o,p'-DDE	µg/L	0.01					-	<0.01	<0.01	-	-	-	-	-	-	-	-	18
	o,p-Methoxychlor	µg/L	0.01					-	-	-	-	-	-	-	-	-	-	-	4
	Omethoate	µg/L	0.01					0.01 <sup>#4</sup>	-	-	-	-	-	-	-	-	-	-	4
	Oxamyl	µg/L						-	-	-	-	-	-	-	-	-	-	-	4
	Paclobutrazol	µg/L						-	-	-	-	-	-	-	-	-	-	-	4
	Methyl Paraaxon	µg/L						-	-	-	-	-	-	-	-	-	-	-	4
	Parathion	µg/L	0.01					-	<0.01	<0.01	-	-	-	-	-	-	-	-	18
	Pendimethalin	µg/L	0.01				0.3 <sup>#3</sup>	-	<0.01	<0.01	-	-	-	-	-	-	-	-	18

				Location	OH07034	OH07035	OH07035	OH07035	OH07036	OH07037	OH07038	OH07038	OH07038	OH07039	OH07040	OH07040	OH07041		
				Sampled Date	11/11/2020	17/02/2020	17/02/2020	11/11/2020	15/01/2020	30/01/2020	24/10/2019	09/12/2019	11/11/2020	12/11/2020	04/12/2019	04/12/2019	30/01/2020		
				Sample Time															
				Sample Depth Avg	0	18	18	7.65	7.5	18	18	18	7.74	8.45	18	18	18		
				Arcadis GAC - Human Health - Residential	UK Drinking Water Standards	UK Estuaries and coastal waters EQS	UK Freshwater EQS												Statistical Summary
Chem_Group	Analyte	Units	MDL												Number of Results				
	Imidacloprid	µg/L						-	-	-	-	-	-	-	-	-	-	-	4
	Permethrin	µg/L	0.01			0.0002 <sup>#4</sup>	0.001 <sup>#4</sup>	-	-	-	-	-	-	-	-	-	-	-	4
	Permethrin II	µg/L	0.01					-	<0.01	<0.01	-	-	-	-	-	-	-	-	18
	Phorate	µg/L	0.01					-	<0.02	<0.02	-	-	-	-	-	-	-	-	16
	Phosmet	µg/L						-	-	-	-	-	-	-	-	-	-	-	4
	Lenacil	µg/L						-	-	-	-	-	-	-	-	-	-	-	4
	Picloram	µg/L						-	-	-	-	-	-	-	-	-	-	-	4
	Picoxystrobin	µg/L						-	-	-	-	-	-	-	-	-	-	-	4
	Pirimicarb	µg/L				1 <sup>#4</sup>	1 <sup>#4</sup>	-	-	-	-	-	-	-	-	-	-	-	4
	Pirimiphos-methyl	µg/L	0.01			0.015 <sup>#4</sup>	0.015 <sup>#4</sup>	-	<0.01	<0.01	-	-	-	-	-	-	-	-	18
	Pirimiphos-ethyl	µg/L	0.01					-	<0.01	<0.01	-	-	-	-	-	-	-	-	18
	Prochloraz	µg/L				4 <sup>#4</sup>	4 <sup>#4</sup>	-	-	-	-	-	-	-	-	-	-	-	4
	Profenofos	µg/L						-	-	-	-	-	-	-	-	-	-	-	4
	Promecarb	µg/L						-	-	-	-	-	-	-	-	-	-	-	4
	Prometon	µg/L						-	-	-	-	-	-	-	-	-	-	-	4
	Prometryn	µg/L	0.01					-	-	-	-	-	-	-	-	-	-	-	4
	Pronamide	µg/L	0.01			100 <sup>#4</sup>	100 <sup>#4</sup>	-	<0.01	<0.01	-	-	-	-	-	-	-	-	18
	Propanil	µg/L						-	-	-	-	-	-	-	-	-	-	-	4
	Propazine	µg/L	0.01					-	-	-	-	-	-	-	-	-	-	-	4
	Propham	µg/L						-	-	-	-	-	-	-	-	-	-	-	4
	Propiconazole	µg/L						-	-	-	-	-	-	-	-	-	-	-	4
	Propoxycarbazone-sodium	µg/L						-	-	-	-	-	-	-	-	-	-	-	4
	Pursuit	µg/L						-	-	-	-	-	-	-	-	-	-	-	4
	Pyriproxyfen	µg/L						-	-	-	-	-	-	-	-	-	-	-	4
	Quinclorac	µg/L						-	-	-	-	-	-	-	-	-	-	-	4
	Quinoxifen	µg/L						-	-	-	-	-	-	-	-	-	-	-	4
	Savey	µg/L						-	-	-	-	-	-	-	-	-	-	-	4
	Sethoxydim	µg/L						-	-	-	-	-	-	-	-	-	-	-	4
	Simazine	µg/L	0.01			1 <sup>#3</sup>	1 <sup>#3</sup>	-	-	-	-	-	-	-	-	-	-	-	4
	Tebuthiuron	µg/L						-	-	-	-	-	-	-	-	-	-	-	4

				Location	OH07034	OH07035	OH07035	OH07035	OH07036	OH07037	OH07038	OH07038	OH07038	OH07038	OH07039	OH07040	OH07040	OH07041		
				Sampled Date	11/11/2020	17/02/2020	17/02/2020	11/11/2020	15/01/2020	30/01/2020	24/10/2019	09/12/2019	11/11/2020	12/11/2020	04/12/2019	04/12/2019	30/01/2020			
				Sample Time																
				Sample Depth	0	18	18	7.65	7.5	18	18	18	7.74	8.45	18	18	18			
				Avg																
				Arcadis GAC - Human Health - Residential	UK Drinking Water Standards	UK Estuaries and coastal waters EQS	UK Freshwater EQS												Statistical Summary	
Chem_Group	Analyte	Units	MDL												Number of Results					
	Terbutryn	µg/L	0.01	-	-	-	-	-	-	-	-	-	-	-	-	-	-	-	4	
	Terbutylazine	µg/L		-	-	-	-	-	-	-	-	-	-	-	-	-	-	-	4	
	Phosalone	µg/L	0.01	-	<0.01	<0.01	-	-	-	-	-	-	-	-	-	-	-	-	18	
	Phosphamidon	µg/L	0.01	-	<0.01	<0.01	-	-	-	-	-	-	-	-	-	-	-	-	18	
	Thiobencarb	µg/L		-	-	-	-	-	-	-	-	-	-	-	-	-	-	-	4	
	Thiophanate-methyl	µg/L		-	-	-	-	-	-	-	-	-	-	-	-	-	-	-	4	
	Triadimefon	µg/L	0.01	-	<0.01	<0.01	-	-	-	-	-	-	-	-	-	-	-	-	18	
	Triadimenol	µg/L		-	-	-	-	-	-	-	-	-	-	-	-	-	-	-	4	
	Triallate	µg/L	0.01			0.25 <sup>#4</sup>	0.25 <sup>#4</sup>	-	<0.01	<0.01	-	-	-	-	-	-	-	-	18	
	Triasulfuron	µg/L		-	-	-	-	-	-	-	-	-	-	-	-	-	-	-	4	
	Tributyl phosphate	µg/L	0.1			50 <sup>#4</sup>	50 <sup>#4</sup>	-	-	-	-	-	-	-	-	-	-	-	1	
	Triclopyr	µg/L	0.03	-	<0.03	<0.03	-	-	-	-	-	-	-	-	-	-	-	-	18	
	Triclosan	µg/L		-	-	-	-	-	-	-	-	-	-	-	-	-	-	-	4	
	Trifluralin	µg/L	0.01			0.03 <sup>#3</sup>	0.03 <sup>#3</sup>	-	<0.01	<0.01	-	-	-	-	-	-	-	-	18	
	Tebuconazole	µg/L		-	-	-	-	-	-	-	-	-	-	-	-	-	-	-	4	
	Telodrin	µg/L	0.01	-	-	-	-	-	-	-	-	-	-	-	-	-	-	-	4	
	Triazophos	µg/L	0.01			0.005 <sup>#4</sup>	0.005 <sup>#4</sup>	-	<0.01	<0.01	-	-	-	-	-	-	-	-	18	
	Tricyclazole	µg/L		-	-	-	-	-	-	-	-	-	-	-	-	-	-	-	4	
Surrogate	Surrogate Value	%		-	-	-	-	-	-	-	-	-	-	-	-	-	-	-	59	
SVOC TIC	SVOC TICs - Detect	Detect		-	-	-	-	-	-	-	-	-	-	-	-	-	-	-	67	
	SVOC Tentatively Identified Compounds	µg/L	10	-	-	-	-	-	-	-	-	-	-	-	-	-	-	-	67	
VOC TIC	VOC TICs - Detect	Detect		-	-	-	-	-	-	-	-	-	-	-	-	-	-	-	67	
	VOC Tentatively Identified Compounds	µg/l	10	-	-	-	-	-	-	-	-	-	-	-	-	-	-	-	67	
NA	Potassium Perfluoropentane-1-Sulphonate	µg/L	0.002	-	-	-	-	-	-	-	-	-	-	-	-	-	-	-	5	
Other	Temperature	°C		-	19.1	19.1	-	18.4	19.1	-	-	-	-	-	18.5	18.6	19.1	67		
	Biochemical Oxygen Demand (5-day test)	µg/L	1000	-	198,900	222,800	-	234,800	23,600	11,900	<3600	-	<2000	<2000	<2000	<2000	<9500	101		
	Redox	mV		-	-	-	-	-	-	-	-	-	-	-	-	-	-	59		
	Salinity (no units)	PSS-78		-	-	-	-	-	-	-	-	-	-	-	-	-	-	42		
	Conductivity @ 25°C	mS/cm	0.01	-	13.9	14	-	20.7	9.56	10.3	10.6	-	-	11.6	11.6	12.6	101			
	Conductivity @ 20°C	µS/cm	5	21,900	-	-	11,200	-	-	-	-	857	14,100	-	-	-	108			

				Location	OH07034	OH07035	OH07035	OH07035	OH07036	OH07037	OH07038	OH07038	OH07038	OH07039	OH07040	OH07040	OH07041					
				Sampled Date	11/11/2020	17/02/2020	17/02/2020	11/11/2020	15/01/2020	30/01/2020	24/10/2019	09/12/2019	11/11/2020	12/11/2020	04/12/2019	04/12/2019	30/01/2020					
				Sample Depth	0	18	18	7.65	7.5	18	18	18	7.74	8.45	18	18	18					
				Avg																		
				Arcadis GAC - Human Health - Residential	UK Drinking Water Standards	UK Estuaries and coastal waters EQS	UK Freshwater EQS													Statistical Summary		
Chem_Group	Analyte	Units	MDL													Number of Results						
	Total Dissolved Solids (Filtered)	mg/L	5					-	8330	8410	-	14,380	6180	-	-	-	-	2430	7160	8520	137	
	Biological Oxygen Demand	mg/L	1					-	-	-	-	-	-	-	-	-	-	-	-	-	-	76
	Chemical Oxygen Demand	mg/L	5					-	715	805	-	1110	56	82	20	-	258	67	90	32	186	
	Dissolved Organic Carbon (Filtered)	µg/L	200					-	240,000	250,000	-	330,000	10,000	12,000	2300	-	22,300	3700	3500	3900	186	
	6:2 Fluorotelomer Sulfonate (6:2 FTS)	µg/L	0.002					-	-	-	-	-	-	-	-	-	-	-	-	-	5	
	pH (Lab)	pH_Units	0			6.5-9.5#1	6-8.5(MAC)#53	6-9(MAC)#53	-	7.5	7.5	-	9	7.2	7	7	-	7.12	7.4	7.4	6.9	201
	Salinity	ppt (thousand)	0.1						-	9.2	9.3	-	14.5	8.5	-	-	-	-	6.6	6.6	2.4	65

**Legend**

36.2	Results exceeds GAC.
<50	Results MDL is greater than GAC.
-	Determinand has not been tested for.

**Notes**

A range is given where a determinand has been analysed for by more than one method.

				Location													
				Location				Sampled Date Time Sample Depth Avg									
				Arcadis GAC - Human Health - Residential	UK Drinking Water Standards	UK Estuaries and coastal waters EQS	UK Freshwater EQS										
Chem_Group	Analyte	Units	MDL					Number of Detects	Minimum Concentration	Minimum Detect	Maximum Concentration	Maximum Detect	Average Concentration	Median Concentration	Standard Deviation	Number of Guideline Exceedances	Number of Guideline
Metals	Antimony (Filtered)	µg/L	1		5 <sup>#1</sup>			1	7	7	7	7		7		0	0
	Arsenic	µg/L	1	NVP <sup>#2</sup>	10 <sup>#1</sup>	25 <sup>#3</sup>	50 <sup>#3</sup>	164	<1	1	840	840	22	6.9	68	35	35
	Arsenic (Filtered)	µg/L	0.5	NVP <sup>#2</sup>	10 <sup>#1</sup>	25 <sup>#3</sup>	50 <sup>#3</sup>	156	<0.5	0.725	182	182	13	5	25	18	18
	Boron	µg/L	10	NVP <sup>#2</sup>	1000 <sup>#1</sup>	7000 <sup>#4</sup>	2000 <sup>#4</sup>	198	<20	26	32200	32200	3052	947	5497	51	51
	Boron (Filtered)	µg/L	10	NVP <sup>#2</sup>	1000 <sup>#1</sup>	7000 <sup>#4</sup>	2000 <sup>#4</sup>	139	53.8	53.8	29000	29000	3633	1210	5712	42	42
	Cadmium	µg/L	0.02	NVP <sup>#2</sup>	5 <sup>#1</sup>	0.2 <sup>#5</sup>	0.08 <sup>#5</sup>	63	<0.02	0.02	<50	21.41	0.72	0.25	2.6	157	50
	Cadmium (Filtered)	µg/L	0.02	NVP <sup>#2</sup>	5 <sup>#1</sup>	0.2 <sup>#5</sup>	0.08 <sup>#5</sup>	47	<0.02	0.02	<8	3.43	0.17	0.04	0.52	56	26
	Chromium (hexavalent) (Filtered)	µg/L	3	NVP <sup>#2</sup>		0.6 <sup>#5</sup>	3.4 <sup>#5</sup>	23	<3	3	191	191	6.8	1.5	20	188	23
	Chromium	µg/L	1	NVP <sup>#2</sup>	50 <sup>#1</sup>	0.6 <sup>#5</sup>	3.4 <sup>#7</sup>	91	<1	1	2401	2401	29	3.49	186	199	91
	Chromium (Filtered)	µg/L	1	NVP <sup>#2</sup>	50 <sup>#1</sup>	0.6 <sup>#5</sup>	3.4 <sup>#7</sup>	65	<1	1	<100	43	3.8	1	6.1	189	65
	Chromium (Trivalent) (Filtered)	µg/L	3	NVP <sup>#2</sup>			4.7 <sup>#5</sup>	35	<3	3.64	<266	135	5.9	1.5	17	40	31
	Cobalt (Filtered)	µg/L	0.5			3 <sup>#8</sup>	3 <sup>#8</sup>	108	<0.5	0.559	56	56	3.8	2.115	5.8	85	62
	Copper	µg/L	1	NVP <sup>#2</sup>	2000 <sup>#1</sup>	3.76 <sup>#9</sup>	1(bio) <sup>#10</sup>	123	<1	1	3683	3683	33	3	264	149	123
	Copper (Filtered)	µg/L	0.3	NVP <sup>#2</sup>	2000 <sup>#1</sup>	3.76 <sup>#9</sup>	1(bio) <sup>#10</sup>	38	<0.3	0.304	75	75	2.7	0.5	8.3	62	27
	Iron (Filtered)	µg/L	10		200 <sup>#1</sup>	1000 <sup>#3</sup>	1000 <sup>#3</sup>	166	<10	10	47500	47500	5228	374	9308	81	80
	Lead	µg/L	1	NVP <sup>#2</sup>	10 <sup>#1</sup>	1.3 <sup>#5</sup>	1.2(bio) <sup>#10</sup>	4	<1	1	971	971	70	0.5	259	3	3
	Lead (Filtered)	µg/L	0.2	NVP <sup>#2</sup>	10 <sup>#1</sup>	1.3 <sup>#5</sup>	1.2(bio) <sup>#10</sup>	26	<0.2	0.205	<20	13	1.2	0.5	2	37	9
	Manganese	µg/L	1		50 <sup>#1</sup>		123(bio) <sup>#11</sup>	183	2	2	46200	46200	1775	394.5	4681	151	151
	Manganese (Filtered)	µg/L	2		50 <sup>#1</sup>		123(bio) <sup>#11</sup>	149	<3	3.84	10300	10300	1050	368	1881	134	133
	Mercury	µg/L	0.02	9.7 <sup>#12</sup>	1 <sup>#1</sup>	0.07(MAC) <sup>#13</sup>	0.07(MAC) <sup>#13</sup>	38	<0.02	0.022	1.33	1.33	0.064	0.015	0.13	54	21
	Mercury (Filtered)	µg/L	0.01	9.7 <sup>#12</sup>	1 <sup>#1</sup>	0.07(MAC) <sup>#13</sup>	0.07(MAC) <sup>#13</sup>	26	<0.01	0.0111	0.86	0.86	0.037	0.015	0.077	29	4
	Molybdenum (Filtered)	µg/L	1	NVP <sup>#2</sup>	70 <sup>#11</sup>			1	51	51	51	51		51		0	0
	Nickel	µg/L	1	NVP <sup>#2</sup>	20 <sup>#1</sup>	8.6 <sup>#5</sup>	4(bio) <sup>#10</sup>	180	<1	1	1520	1520	31	7	132	150	139
	Nickel (Filtered)	µg/L	0.4	NVP <sup>#2</sup>	20 <sup>#1</sup>	8.6 <sup>#5</sup>	4(bio) <sup>#10</sup>	150	<0.4	0.407	140	140	10	5	16	109	95
	Selenium	µg/L	1	NVP <sup>#2</sup>	10 <sup>#1</sup>			81	<1	1	<100	55	4.2	1.15	9	0	0
	Selenium (Filtered)	µg/L	1	NVP <sup>#2</sup>	10 <sup>#1</sup>			1	<1	1.09	1.09	1.09	0.7	0.5	0.34	0	0
	Strontium (Filtered)	µg/L	1					137	506	506	17200	17200	2847	2130	2711	0	0
	Vanadium	µg/L	1			100	20 <sup>#12</sup>	8	<1	2	118	118	17	2	35	13	8
	Vanadium (Filtered)	µg/L	1			100	20 <sup>#12</sup>	1	7	7	7	7		7		1	1
	Zinc	µg/L	2	NVP <sup>#2</sup>	3000 <sup>#17</sup>	7.9 <sup>#18</sup>	10.9(bio) <sup>#10</sup>	150	<2	2	29800	29800	453	12.1	2814	134	113

				Location															
				Arcadis GAC - Human Health - Residential				UK Drinking Water Standards		UK Estuaries and coastal waters EQS		UK Freshwater EQS							
Chem_Group	Analyte	Units	MDL																
				NVP#2	3000#17	7.9#18	10.9(bio)#10	Number of Detects	Minimum Concentration	Minimum Detect	Maximum Concentration	Maximum Detect	Average Concentration	Median Concentration	Standard Deviation	Number of Guideline Exceedances	Number of Guideline		
	Zinc (Filtered)	µg/L	1					3	2	2	2260	2260	884	389	1208	2	2		
Inorganics	Alkalinity (Carbonate as CaCO3)	mg/L	2					86	0	10	2540	2540	76	0	300	0	0		
	Total Hardness	mg/l	0.35					108	64.6	64.6	18100	18100	1704	1360	1953	0	0		
	Total Hardness (Filtered)	mg/l	7					82	<151	430	4510	4510	1668	1360	1071	0	0		
	Alkalinity (Bicarbonate as CaCO3)	mg/L	2					174	0	63	12700	12700	1349	833	1524	0	0		
	Alkalinity (Bicarbonate) as HCO3	mg/L	2					49	<2	6.1	13100	13100	1443	715.5	1970	0	0		
	Alkalinity (total) as CaCO3	mg/L	2					178	10	10	10400	10400	1232	837	1143	0	0		
	Ammoniacal Nitrogen as N	mg/L	0.01			0.021#3	0.6#19	23	0.03	0.03	50.9	50.9	7	2.8	14	23	23		
	Ammoniacal Nitrogen as N (Filtered)	mg/L	0.01			0.021#3	0.6#19	188	0.0212	0.0212	470	470	35	19.35	54	188	188		
	Ammoniacal Nitrogen as NH3 (Filtered)	mg/L	0.01					19	0.308	0.308	81.1	81.1	27	14.4	27	0	0		
	Bromide	mg/L	0.008					54	<0.06	0.508	28600	28600	586	13.2	3867	0	0		
	Bromide (Filtered)	mg/L	0.008					95	0.301	0.301	40.3	40.3	12	8.45	11	0	0		
	Calcium	mg/L	1					13	61	61	651	651	350	367	239	0	0		
	Calcium (Filtered)	mg/L	0.2					185	1.34	1.34	1240	1240	289	223	236	0	0		
	Chloride	mg/L	1		250#1		250#3	12	<1	5	1580	1580	191	64	430	13	13		
	Chloride (Filtered)	mg/L	1		250#1		250#3	196	83	83	13600	13600	3133	2187.5	2797	196	196		
	Cyanide (Free)	µg/L	20		50#1	1#3	1#2	0	<20	ND	<20	ND	10	10	0	88	0		
	Cyanide (Free) (Filtered)	µg/L	2.5		50#1	1#3	1#2	1	<2.5	2.96	2.96	2.96	1.3	1.25	0.17	100	1		
	Cyanide Total	µg/L	20		50#1	1#3	1#2	13	<20	20	100	100	13	10	13	101	13		
	Cyanide Total (Filtered)	µg/L	5		50#1	1#3	1#2	31	<5	5.01	163	163	13	2.5	29	100	31		
	cyanides-complex (Filtered)	µg/L	5		50#1	1#3	1#2	26	<5	5.13	161	161	12	2.5	29	100	26		
	Fluoride	µg/L	100		1500#1	5000#8	1000#15	90	<100	100	1300	1300	312	300	224	0	0		
	Fluoride (Filtered)	µg/L	500		1500#1	5000#8	1000#15	17	<500	516	1690	1690	323	250	197	0	0		
	Iodide	mg/L						2	<0.1	50	50	50	2.7	0.05	9.3	0	0		
	Iodide (Filtered)	mg/L	0.1					0	<0.1	ND	<20	ND	1.1	0.05	3.1	0	0		
	Magnesium	mg/L	1					12	<1	2	267	267	62	28	75	0	0		
	Magnesium (Filtered)	mg/L	0.036					188	<0.036	0.0605	1030	1030	224	197	197	0	0		
	Nitrate (as N) (Filtered)	mg/L	0.2					6	<0.2	0.3	2	2	0.18	0.1	0.31	0	0		
	Nitrate (as NO3-) (Filtered)	mg/L	0.3			50(NO3)#21		9	<0.3	0.304	131	131	4.7	0.15	22	2	2		
	Phosphate (as P) (Filtered)	µg/L	10					15	<10	20	1230	1230	191	5	369	0	0		

				Location													
				Sampled Date Time Sample Depth Avg													
Chem_Group	Analyte	Units	MDL	Arcadis GAC - Human Health - Residential	UK Drinking Water Standards	UK Estuaries and coastal waters EQS	UK Freshwater EQS	Number of Detects	Minimum Concentration	Minimum Detect	Maximum Concentration	Maximum Detect	Average Concentration	Median Concentration	Standard Deviation	Number of Guideline Exceedances	Number of Guideline
	Phosphorus	µg/L	20					106	30.8	30.8	9600	9600	1286	932.5	1597	0	0
	Phosphorus (Filtered)	µg/L	10					87	<10	31.9	6710	6710	749	279	1033	0	0
	Potassium (Filtered)	mg/L	0.2					197	18	18	331	331	116	116	71	0	0
	Sodium	mg/L	1		200 <sup>#1</sup>			13	22	22	3300	3300	392	85	902	2	2
	Sodium (Filtered)	mg/L	0.076		200 <sup>#1</sup>			197	48	48	6630	6630	1847	1360	1512	186	186
	Sulphate	mg/L	3		250(SO4) <sup>#22</sup>		400 <sup>#4</sup>	13	12	12	2100	2100	1189	1280	733	12	12
	Sulphate (Filtered)	mg/L	2		250(SO4) <sup>#22</sup>		400 <sup>#4</sup>	174	<2	4.3	4280	4280	403	177	633	74	74
PAH	Coronene	µg/L	50					0	<50	ND	<2000	ND	145	62.5	214	0	0
	Naphthalene	µg/L	0.01	3900		2 <sup>#3</sup>	2 <sup>#3</sup>	149	<0.01	0.01	<80	61.8	1.6	0.26095	6.4	12	11
	Acenaphthene	µg/L	0.005	>SOL <sup>#23</sup>			No UK EQS	60	<0.005	0.01	<80	5.91	0.55	0.005	3	1	0
	Acenaphthylene	µg/L	0.005	>SOL <sup>#23</sup>			No UK EQS	27	<0.005	0.00933	<80	2.51	0.39	0.005	3	0	0
	Fluoranthene	µg/L	0.005	>SOL <sup>#23</sup>		0.0063 <sup>#3</sup>	0.0063 <sup>#3</sup>	69	<0.005	0.01	<80	1.09	0.61	0.005	3.5	170	68
	Anthracene	µg/L	0.005	>SOL <sup>#23</sup>		0.1 <sup>#3</sup>	0.1 <sup>#3</sup>	38	<0.005	0.01	<80	0.69	0.37	0.005	3	13	10
	Phenanthrene	µg/L	0.005	>SOL <sup>#23</sup>			No UK EQS	84	<0.005	0.01	<80	4.51	0.73	0.02	3.5	1	0
	Fluorene	µg/L	0.005	>SOL <sup>#23</sup>			No UK EQS	56	<0.005	0.00636	<80	4	0.61	0.005	3.5	8	7
	Chrysene	µg/L	0.005	>SOL <sup>#23</sup>			No UK EQS	36	<0.005	0.01	<80	0.4	0.35	0.005	3	0	0
	Pyrene	µg/L	0.005	>SOL <sup>#23</sup>			No UK EQS	67	<0.005	0.01	<80	0.841	0.6	0.005	3.5	187	187
	Benzo(a)anthracene	µg/L	0.005	>SOL <sup>#23</sup>			No UK EQS	41	<0.005	0.01	<80	0.37	0.35	0.005	3	1	0
	Benzo(b)fluoranthene	µg/L	0.005	>SOL <sup>#23</sup>	0.025 <sup>#24</sup>	See BaP <sup>#25</sup>	See BaP <sup>#25</sup>	31	<0.005	0.01	<80	0.88	0.34	0.005	3	34	15
	Benzo(k)fluoranthene	µg/L	0.005	>SOL <sup>#23</sup>	0.025 <sup>#24</sup>	See BaP <sup>#25</sup>	See BaP <sup>#25</sup>	18	<0.005	0.0054	<80	0.3	0.29	0.005	3	28	8
	Benzo(a)pyrene	µg/L	0.002	>SOL <sup>#23</sup>	0.01 <sup>#1</sup>	0.00017 <sup>#25</sup>	0.00017 <sup>#25</sup>	28	<0.002	0.00789	<80	1.07	0.34	0.005	3	187	28
	Dibenz(a,h)anthracene	µg/L	0.005	>SOL <sup>#23</sup>			No UK EQS	5	<0.005	0.0125	<80	0.37	0.26	0.005	2.9	1	0
	Benzo(g,h,i)perylene	µg/L	0.005	>SOL <sup>#23</sup>	0.025 <sup>#24</sup>	See BaP <sup>#25</sup>	See BaP <sup>#25</sup>	18	<0.005	0.01	<80	0.8	0.3	0.005	3	30	11
	Indeno(1,2,3-c,d)pyrene	µg/L	0.005	>SOL <sup>#23</sup>	0.025 <sup>#24</sup>	See BaP <sup>#25</sup>	See BaP <sup>#25</sup>	20	<0.005	0.00743	<80	0.45	0.28	0.005	3	30	10
	PAH 16 Total	µg/L	0.082					37	<0.082	0.0856	77.4	77.4	1.8	0.1275	8.3	0	0
TPH CWG	>C5-C6 Aliphatics	µg/L	10	>SOL <sup>#23</sup>	See TPH	See TPH	See TPH	22	<10	11	166	166	31	49.5	25	188	188
	>C6-C7 Aliphatics	µg/L	100					0	<100	ND	<100	ND	50	50	0	0	0
	>C6-C8 Aliphatics	µg/L	10	>SOL <sup>#23</sup>	See TPH	See TPH	See TPH	37	<10	11	975	975	58	50	100	187	187
	>C7-C8 Aliphatics	µg/L	100					0	<100	ND	<100	ND	50	50	0	0	0
	>C8-C10 Aliphatics	µg/L	10	>SOL <sup>#23</sup>	See TPH	See TPH	See TPH	40	<10	10	1040	1040	56	5	154	188	188

				Location															
				Arcadis GAC - Human Health - Residential				UK Drinking Water Standards		UK Estuaries and coastal waters EQS		UK Freshwater EQS							
Chem_Group	Analyte	Units	MDL					Number of Detects	Minimum Concentration	Minimum Detect	Maximum Concentration	Maximum Detect	Average Concentration	Median Concentration	Standard Deviation	Number of Guideline Exceedances	Number of Guideline		
	>C10-C12 Aliphatics	µg/L	10	>SOL <sup>#23</sup>	See TPH	See TPH	See TPH	37	<10	11	205	205	17	5	31	188	188		
	>C12-C16 Aliphatics	µg/L	10	>SOL <sup>#23</sup>	See TPH	See TPH	See TPH	3	<10	14	<106	32	7.7	5	6.5	188	188		
	>C16-C21 Aliphatics	µg/L	10	NR <sup>#26</sup>	See TPH	See TPH	See TPH	10	<10	10	<106	32	8.2	5	7	188	188		
	>C21-C35 Aliphatics	µg/L	10	NR <sup>#26</sup>	See TPH	See TPH	See TPH	48	<10	10	1120	1120	22	10	89	188	188		
	>C16-C35 Aliphatics	µg/L	10	NR <sup>#26</sup>				1	<10	409	409	409	13	10	40	100	100		
	>C8-C40 Aliphatics	µg/L	10					64	<10	11	1200	1200	46	17.5	135	0	0		
	Total Aliphatics >C12-C35	µg/L	10					1	<10	409	409	409	13	10	40	0	0		
	>EC5-EC7 Aromatics	µg/L	5	910	See TPH	See TPH	See TPH	0	<5	ND	<200	ND	26	5	29	0	0		
	>EC6-EC7 Aromatics	µg/L	10					0	<10	ND	<10	ND	5	5	0	0	0		
	>EC7-EC8 Aromatics	µg/L	5	>SOL <sup>#23</sup>	See TPH	See TPH	See TPH	1	<5	11	<200	11	17	5	24	187	187		
	>EC8-EC10 Aromatics	µg/L	10	8900	See TPH	See TPH	See TPH	38	<10	10	703	703	49	5	125	0	0		
	>EC10-EC12 Aromatics	µg/L	10	8000	See TPH	See TPH	See TPH	33	<10	12	137	137	13	5	21	0	0		
	>EC8-EC40 Aromatics	µg/L	10					40	<10	10	1350	1350	63	15	187	0	0		
	>EC12-EC16 Aromatics	µg/L	10	>SOL <sup>#23</sup>	See TPH	See TPH	See TPH	17	<10	11	<100	96	9.5	5	11	188	188		
	>EC16-EC21 Aromatics	µg/L	10	NR <sup>#26</sup>	See TPH	See TPH	See TPH	15	<10	10	482	482	12	5	36	188	188		
	>EC21-EC35 Aromatics	µg/L	10	NR <sup>#26</sup>	See TPH	See TPH	See TPH	36	<10	10	725	725	19	10	65	188	188		
	Total Aromatics >EC12-EC35	µg/L	10					12	<10	11	547	547	18	10	55	0	0		
	TPH >C5-C35 Aliphatics/Aromatics	µg/L	10	na <sup>#27</sup>	10 <sup>#28</sup>	150 <sup>#29</sup>	150 <sup>#29</sup>	44	<10	13	3010	3010	305	10	575	52	44		
TPH	>C5-C6	µg/L	100					0	<100	ND	<100	ND	50	50	0	0	0		
	>C6-C7	µg/L	100					0	<100	ND	<100	ND	50	50	0	0	0		
	>C7-C8	µg/L	100					1	<100	114	114	114	51	50	6.8	0	0		
	>C8-C10	µg/L	100					8	<100	115	251	251	63	50	43	0	0		
	GRO	µg/L	100					14	<100	103	423	423	76	50	74	0	0		
	GRO >C5-12	µg/L	50					37	<50	55	3010	3010	302	25	562	0	0		
BTEX and MTBE	Benzene	µg/L	1	910	1 <sup>#1</sup>	8 <sup>#3</sup>	10 <sup>#3</sup>	13	<1	ND	<7	3.45	0.94	0.5	0.98	0	0		
	Toluene	µg/L	1	>SOL <sup>#23</sup>	700 <sup>#30</sup>	74 <sup>#3</sup>	74 <sup>#3</sup>	30	<1	4	12.5	12.5	1.4	0.5	1.5	0	0		
	Ethylbenzene	µg/L	1	55000	300 <sup>#30</sup>	20 <sup>#31</sup>	20 <sup>#31</sup>	20	<1	1.36	105	105	2.9	0.5	8.5	13	13		
	Xylene (m & p)	µg/L	1	22500	250 <sup>#33</sup>	15 <sup>#34</sup>	15 <sup>#34</sup>	29	<1	1	77	77	2.1	0.5	4.8	7	7		
	Xylene (o)	µg/L	1	22500	250 <sup>#33</sup>	15 <sup>#34</sup>	15 <sup>#34</sup>	32	<1	1	227	227	4.3	0.5	15	13	13		
	Xylene Total	µg/L	2	45000	500 <sup>#30</sup>	30 <sup>#4</sup>	30 <sup>#4</sup>	37	<1	2.12	227	227	7.8	1	22	19	19		



				Location													
				Sampled Date Time Sample Depth Avg													
				Arcadis GAC - Human Health - Residential	UK Drinking Water Standards	UK Estuaries and coastal waters EQS	UK Freshwater EQS										
Chem_Group	Analyte	Units	MDL					Number of Detects	Minimum Concentration	Minimum Detect	Maximum Concentration	Maximum Detect	Average Concentration	Median Concentration	Standard Deviation	Number of Guideline Exceedances	Number of Guideline
	MTBE	µg/L	1	390000	15 <sup>#35</sup>	15 <sup>#35</sup>	15 <sup>#36</sup>	8	<1	1	14	14	0.71	0.5	1.1	0	0
	Total BTEX	µg/L	28					19	<28	29	283	283	31	14	46	0	0
VOC	Styrene	µg/L	1			50 <sup>#4</sup>	50 <sup>#4</sup>	3	<1	1.15	<100	2.58	1	0.5	4.8	1	0
	cis-1,3-dichloropropene	µg/L	1					0	<1	ND	<100	ND	0.96	0.5	4.8	0	0
	trans-1,3-dichloropropene	µg/L	1					0	<1	ND	<100	ND	0.96	0.5	4.8	0	0
	1,1,1,2-tetrachloroethane	µg/L	1				70 <sup>#37</sup>	0	<1	ND	<100	ND	0.96	0.5	4.8	1	0
	1,1,1-trichloroethane	µg/L	1	270000	2000 <sup>#38</sup>	100 <sup>#4</sup>	100 <sup>#4</sup>	0	<1	ND	<100	ND	0.96	0.5	4.8	0	0
	1,1,2,2-tetrachloroethane	µg/L	1				70 <sup>#37</sup>	0	<1	ND	<100	ND	0.96	0.5	4.8	1	0
	1,1,2-trichloroethane	µg/L	1			300 <sup>#4</sup>	400 <sup>#4</sup>	0	<1	ND	<100	ND	0.96	0.5	4.8	0	0
	1,1-dichloroethane	µg/L	1	30000	2.8 <sup>#39</sup>			0	<1	ND	<100	ND	0.96	0.5	4.8	1	0
	1,1-dichloroethene	µg/L	1	14000	140 <sup>#40</sup>			0	<1	ND	<100	ND	0.96	0.5	4.8	0	0
	1,1-dichloropropene	µg/L	1					0	<1	ND	<100	ND	0.96	0.5	4.8	0	0
	1,2,3-trichloropropane	µg/L	1					0	<1	ND	<100	ND	0.96	0.5	4.8	0	0
	1,2,4-trimethylbenzene	µg/L	1					8	<1	1.13	<100	3.54	1.1	0.5	4.8	0	0
	1,2-dibromo-3-chloropropane	µg/L	1					0	<1	ND	<100	ND	1.4	0.5	4.8	0	0
	1,2-dibromoethane	µg/L	1					0	<1	ND	<100	ND	0.96	0.5	4.8	0	0
	1,2-dichloroethane	µg/L	1	63	3 <sup>#1</sup>	10 <sup>#3</sup>	10 <sup>#3</sup>	0	<1	ND	<100	ND	0.96	0.5	4.8	1	0
	1,2-dichloropropane	µg/L	1					0	<1	ND	<100	ND	0.96	0.5	4.8	0	0
	1,3,5-trimethylbenzene	µg/L	1					1	<1	1.01	<100	1.01	0.97	0.5	4.8	0	0
	1,3-dichloropropane	µg/L	1					0	<1	ND	<100	ND	0.96	0.5	4.8	0	0
	2,2-dichloropropane	µg/L	1					0	<1	ND	<100	ND	0.96	0.5	4.8	0	0
	2-chlorotoluene	µg/L	1					0	<1	ND	<100	ND	0.96	0.5	4.8	0	0
	4-chlorotoluene	µg/L	1					0	<1	ND	<100	ND	0.96	0.5	4.8	0	0
	Bromobenzene	µg/L	1					0	<1	ND	<100	ND	0.96	0.5	4.8	0	0
	Bromochloromethane	µg/L	1					0	<1	ND	<100	ND	0.96	0.5	4.8	0	0
	Bromodichloromethane	µg/L	1		25 <sup>#41</sup>			0	<1	ND	<100	ND	0.96	0.5	4.8	1	0
	Bromoform	µg/L	1		25 <sup>#41</sup>			0	<1	ND	<100	ND	0.96	0.5	4.8	1	0
	Bromomethane	µg/L	1					0	<1	ND	<100	ND	0.96	0.5	4.8	0	0
	Carbon disulfide	µg/L	1					19	<1	1.01	<100	15.1	1.9	0.5	5.9	0	0
	Carbon tetrachloride	µg/L	1		3 <sup>#1</sup>	12 <sup>#3</sup>	12 <sup>#3</sup>	0	<1	ND	<100	ND	0.96	0.5	4.8	1	0

				Location													
				Sampled Date Time Sample Depth Avg													
				Arcadis GAC - Human Health - Residential	UK Drinking Water Standards	UK Estuaries and coastal waters EQS	UK Freshwater EQS										
Chem_Group	Analyte	Units	MDL					Number of Detects	Minimum Concentration	Minimum Detect	Maximum Concentration	Maximum Detect	Average Concentration	Median Concentration	Standard Deviation	Number of Guideline Exceedances	Number of Guideline
	Chlorodibromomethane	µg/L	1		25 <sup>#41</sup>			0	<1	ND	<100	ND	0.96	0.5	4.8	1	0
	Chloroethane	µg/L	1					0	<1	ND	<100	ND	0.96	0.5	4.8	0	0
	Chloroform	µg/L	1	15000	25 <sup>#41</sup>	2.5 <sup>#3</sup>	2.5 <sup>#3</sup>	1	<1	1	<100	1	0.97	0.5	4.8	1	0
	Chloromethane	µg/L	1					0	<1	ND	<100	ND	0.96	0.5	4.8	0	0
	cis-1,2-dichloroethene	µg/L	1	2200	25 <sup>#42</sup>			0	<1	ND	<100	ND	0.96	0.5	4.8	1	0
	Dibromomethane	µg/L	1					0	<1	ND	<100	ND	0.96	0.5	4.8	0	0
	Dichlorodifluoromethane	µg/L	1					0	<1	ND	<100	ND	0.96	0.5	4.8	0	0
	Dichloromethane	µg/L	3			20 <sup>#3</sup>	20 <sup>#3</sup>	0	<3	ND	<300	ND	3.3	1.5	16	1	0
	Isopropylbenzene	µg/L	1					0	<1	ND	<100	ND	0.96	0.5	4.8	0	0
	n-butylbenzene	µg/L	1					0	<1	ND	<100	ND	0.96	0.5	4.8	0	0
	n-propylbenzene	µg/L	1					0	<1	ND	<100	ND	0.96	0.5	4.8	0	0
	p-isopropyltoluene	µg/L	1					3	<1	2.4	<100	7.17	1.1	0.5	4.8	0	0
	sec-butylbenzene	µg/L	1					0	<1	ND	<100	ND	0.96	0.5	4.8	0	0
	Trichloroethene	µg/L	1	260	5 <sup>#43</sup>	10 <sup>#3</sup>	10 <sup>#3</sup>	0	<1	ND	<100	ND	0.96	0.5	4.8	1	0
	tert-butylbenzene	µg/L	1					0	<1	ND	<100	ND	0.96	0.5	4.8	0	0
	Tetrachloroethene	µg/L	1	2700	5 <sup>#43</sup>	10 <sup>#3</sup>	10 <sup>#3</sup>	0	<1	ND	<100	ND	0.96	0.5	4.8	1	0
	trans-1,2-dichloroethene	µg/L	1	7100	25 <sup>#42</sup>			0	<1	ND	<100	ND	0.96	0.5	4.8	1	0
	Trichlorofluoromethane	µg/L	1					0	<1	ND	<100	ND	0.96	0.5	4.8	0	0
	Vinyl chloride	µg/L	1	97	0.5 <sup>#1</sup>			0	<1	ND	<100	ND	0.96	0.5	4.8	1	0
	tert-Amyl methyl ether	µg/L	1					0	<1	ND	<100	ND	1.1	0.5	5.4	0	0
VOC/SVOC	1,2,3-trichlorobenzene	µg/L	0.01			0.13 <sup>#44</sup>	0.13 <sup>#44</sup>	0	<0.01	ND	<100	ND	0.85	0.5	4.6	99	0
	1,2,4-trichlorobenzene	µg/L	0.01			0.13 <sup>#44</sup>	0.13 <sup>#44</sup>	0	<0.01	ND	<200	ND	2.1	0.5	9.7	106	0
	1,2-dichlorobenzene	µg/L	1			6.7 <sup>#45</sup>	6.7 <sup>#45</sup>	0	<1	ND	<200	ND	2.1	0.5	9.7	3	0
	1,3,5-Trichlorobenzene	µg/L	0.01			0.13 <sup>#44</sup>	0.13 <sup>#44</sup>	0	<0.01	ND	<100	ND	0.91	0.5	5	80	0
	1,3-dichlorobenzene	µg/L	1			6.7 <sup>#45</sup>	6.7 <sup>#45</sup>	0	<1	ND	<200	ND	1.7	0.5	9.8	3	0
	1,4-dichlorobenzene	µg/L	1			6.7 <sup>#45</sup>	6.7 <sup>#45</sup>	0	<1	ND	<200	ND	1.7	0.5	9.8	3	0
	Chlorobenzene	µg/L	1	2400	100 <sup>#46</sup>			1	<1	2.53	<100	2.53	1	0.5	4.8	0	0
	Hexachlorobutadiene	µg/L	0.01			0.6(MAC) <sup>#13</sup>	0.6(MAC) <sup>#13</sup>	0	<0.01	ND	<200	ND	2.1	0.5	9.7	106	0
SVOC	Benzyl alcohol	µg/L	5					0	<5	ND	<200	ND	15	6.25	21	0	0
	Diphenyl ether	mg/L	0.002					2	<0.002	0.176	0.182	0.182	0.021	0.0025	0.052	0	0

				Location													
				Sampled_Date _Time Sample_Depth Avg													
				Arcadis GAC - Human Health - Residential	UK Drinking Water Standards	UK Estuaries and coastal waters EQS	UK Freshwater EQS										
Chem_Group	Analyte	Units	MDL					Number of Detects	Minimum Concentration	Minimum Detect	Maximum Concentration	Maximum Detect	Average Concentration	Median Concentration	Standard Deviation	Number of Guideline Exceedances	Number of Guideline
	4-bromophenyl phenyl ether	µg/L	1					0	<1	ND	<200	ND	5.6	2	12	0	0
	4-nitroaniline	µg/L	1					0	<1	ND	<200	ND	5.6	2	12	0	0
	4-nitrophenol	µg/L	1					0	<1	ND	<2000	ND	33	2	112	0	0
	1,1-Biphenyl	µg/L	2			25	25 <sup>93</sup>	0	<2	ND	<80	ND	5.8	2.5	8.6	7	0
	1,2,3,4-tetrachlorobenzene	µg/L	0.01					0	<0.01	ND	<0.03	ND	0.0061	0.005	0.0029	0	0
	1-Methylnaphthalene	µg/L	2					0	<2	ND	<80	ND	5.8	2.5	8.6	0	0
	2,4,5-trichlorophenol	µg/L	1					0	<1	ND	<800	ND	15	2	45	0	0
	2,4,6-trichlorophenol	µg/L	1					0	<1	ND	<800	ND	15	2	45	0	0
	2,4-dichlorophenol	µg/L	1			0.42 <sup>93</sup>	4.2 <sup>93</sup>	0	<1	ND	<800	ND	15	2	45	106	0
	2,4-dimethylphenol	µg/L	1					0	<1	ND	<800	ND	15	2	45	0	0
	2,4-dinitrophenol	µg/L	10					0	<10	ND	<400	ND	29	12.5	43	0	0
	2,4-dinitrotoluene	µg/L	1					2	<1	135	<200	136	7.6	2	21	0	0
	2,6-dinitrotoluene	µg/L	1					0	<1	ND	<200	ND	5.6	2	12	0	0
	2-chloronaphthalene	µg/L	1					0	<1	ND	<100	ND	3.7	2	6.4	0	0
	2-chlorophenol	µg/L	1			50 <sup>94</sup>	50 <sup>94</sup>	0	<1	ND	<800	ND	15	2	45	12	0
	2-methylnaphthalene	µg/L	1					1	<1	6.59	<100	6.59	3.8	2	6.4	0	0
	2-methylphenol	µg/L	1					3	<1	1.44	<100	5.26	4.7	2	7.3	0	0
	2-nitroaniline	µg/L	1					0	<1	ND	<200	ND	5.6	2	12	0	0
	2-nitrophenol	µg/L	1					0	<1	ND	<800	ND	15	2	45	0	0
	3-nitroaniline	µg/L	1					0	<1	ND	<200	ND	5.6	2	12	0	0
	4,6-Dinitro-2-methylphenol	µg/L	50					0	<0.03	ND	<2000	ND	123	25	203	0	0
	4-chloro-3-methylphenol	µg/L	1			40 <sup>94</sup>	40 <sup>94</sup>	0	<1	ND	<200	ND	5.6	2	12	8	0
	4-chloroaniline	µg/L	1					0	<1	ND	<200	ND	5.6	2	12	0	0
	4-chlorophenol	µg/L	20			50 <sup>94</sup>	50 <sup>94</sup>	0	<20	ND	<800	ND	58	25	86	11	0
	4-chlorophenyl phenyl ether	µg/L	1					0	<1	ND	<200	ND	5.6	2	12	0	0
	4-methylphenol	µg/L	1					21	<1	7.28	308	308	19	2	52	0	0
	Azobenzene	µg/L	1					0	<1	ND	<2000	ND	33	2	113	0	0
	Benzoic Acid	µg/L	100					0	<100	ND	<4000	ND	291	125	428	0	0
	Bis(2-chloroethoxy) methane	µg/L	1					0	<1	ND	<200	ND	5.6	2	12	0	0
	Bis(2-chloroethyl)ether	µg/L	1					0	<1	ND	<200	ND	5.6	2	12	0	0

				Location													
				Sampled Date Time Sample Depth Avg													
				Arcadis GAC - Human Health - Residential	UK Drinking Water Standards	UK Estuaries and coastal waters EQS	UK Freshwater EQS										
Chem_Group	Analyte	Units	MDL					Number of Detects	Minimum Concentration	Minimum Detect	Maximum Concentration	Maximum Detect	Average Concentration	Median Concentration	Standard Deviation	Number of Guideline Exceedances	Number of Guideline
	Bis(2-chloroisopropyl) ether	µg/L	5					0	<5	ND	<200	ND	15	6.25	21	0	0
	Bis(2-ethylhexyl) phthalate	µg/L	2			1.3 <sup>#3</sup>	1.3 <sup>#3</sup>	0	<2	ND	<200	ND	8.1	4	14	106	0
	Butyl benzyl phthalate	µg/L	1			0.75 <sup>#3</sup>	7.5 <sup>#3</sup>	0	<1	ND	<200	ND	5.6	2	12	106	0
	Carbazole	µg/L	1					0	<1	ND	<2000	ND	33	2	113	0	0
	Dibenzofuran	µg/L	1					0	<1	ND	<200	ND	5.6	2	12	0	0
	Diethylphthalate	µg/L	1			200 <sup>#4</sup>	200 <sup>#4</sup>	1	<1	1.26	<200	1.26	5.6	2	12	0	0
	Dimethyl phthalate	µg/L	1			800 <sup>#4</sup>	800 <sup>#4</sup>	0	<1	ND	<200	ND	5.6	2	12	0	0
	Di-n-butyl phthalate	µg/L	1			8 <sup>#4</sup>	8 <sup>#4</sup>	2	<1	52	<200	59	6.1	2	13	31	2
	Di-n-octyl phthalate	µg/L	2			20 <sup>#4</sup>	20 <sup>#4</sup>	1	<2	7	<500	7	14	10	26	27	0
	Hexachlorobenzene	µg/L	0.01			0.05(MAC) <sup>#13</sup>	0.05(MAC) <sup>#13</sup>	1	<0.01	0.04	<200	0.04	4.6	2	11	98	0
	Hexachlorocyclopentadiene	µg/L	1					0	<1	ND	<200	ND	5.6	2	12	0	0
	Hexachloroethane	µg/L	1					0	<1	ND	<200	ND	5.6	2	12	0	0
	Isophorone	µg/L	1					1	<1	231	231	231	7.5	2	25	0	0
	Nitrobenzene	µg/L	1					0	<1	ND	<200	ND	5.6	2	12	0	0
	N-nitrosodi-n-propylamine	µg/L	1					1	<1	79	<200	79	6.1	2	14	0	0
	n-Nitrosodiphenylamine	µg/L	5					0	<5	ND	<200	ND	15	6.25	21	0	0
	Pentachlorobenzene	µg/L	0.01			0.0007 <sup>#3</sup>	0.007 <sup>#3</sup>	0	<0.01	ND	<0.03	ND	0.0058	0.005	0.0026	18	0
	Pentachloronitrobenzene	µg/L	0.01					0	<0.01	ND	<0.01	ND	0.005	0.005	0	0	0
	Pentachlorophenol	µg/L	1			0.4 <sup>#3</sup>	0.4 <sup>#3</sup>	0	<1	ND	<2000	ND	33	2	112	106	0
PCB	Heptachlorobiphenyl, 2,3,3,4,4,5,5- (PCB 189)	µg/L	0.01					0	<0.01	ND	<0.2	ND	0.013	0.015	0.014	0	0
	Hexachlorobiphenyl, 2,3,3,4,4,5- (PCB 156)	µg/L	0.01					0	<0.01	ND	<0.2	ND	0.013	0.015	0.014	0	0
	Hexachlorobiphenyl, 2,3,3,4,4,5- (PCB 157)	µg/L	0.01					0	<0.01	ND	<0.2	ND	0.013	0.015	0.014	0	0
	Hexachlorobiphenyl, 2,3,4,4,5,5- (PCB 167)	µg/L	0.01					0	<0.01	ND	<0.2	ND	0.013	0.015	0.014	0	0
	Hexachlorobiphenyl, 3,3,4,4,5,5- (PCB 169)	µg/L	0.01					0	<0.01	ND	<0.2	ND	0.013	0.015	0.014	0	0
	PCB 101	µg/L	0.01					0	<0.01	ND	<0.2	ND	0.014	0.015	0.015	0	0
	PCB 118	µg/L	0.01					0	<0.01	ND	<0.2	ND	0.014	0.015	0.015	0	0
	PCB 138	µg/L	0.01					0	<0.01	ND	<0.2	ND	0.014	0.015	0.015	0	0
	PCB 153	µg/L	0.01					0	<0.01	ND	<0.2	ND	0.014	0.015	0.015	0	0
	PCB 180	µg/L	0.01					0	<0.01	ND	<0.2	ND	0.014	0.015	0.015	0	0
	PCB 28	µg/L	0.01					0	<0.01	ND	<0.2	ND	0.014	0.015	0.015	0	0

				Location																			
				Arcadis GAC - Human Health - Residential	UK Drinking Water Standards	UK Estuaries and coastal waters EQS	UK Freshwater EQS																
Chem_Group	Analyte	Units	MDL											Number of Detects	Minimum Concentration	Minimum Detect	Maximum Concentration	Maximum Detect	Average Concentration	Median Concentration	Standard Deviation	Number of Guideline Exceedances	Number of Guideline
	PCB 52	µg/L	0.01					0	<0.01	ND	<0.2	ND	0.014	0.015	0.015	0	0						
	Pentachlorobiphenyl, 2,3,3,4,4,- (PCB 105)	µg/L	0.01					0	<0.01	ND	<0.2	ND	0.013	0.015	0.014	0	0						
	Pentachlorobiphenyl, 2,3,4,4,5- (PCB 114)	µg/L	0.01					0	<0.01	ND	<0.2	ND	0.013	0.015	0.014	0	0						
	Pentachlorobiphenyl, 2,3,4,4,5- (PCB 123)	µg/L	0.01					0	<0.01	ND	<0.2	ND	0.013	0.015	0.014	0	0						
	Pentachlorobiphenyl, 3,3,4,4,5- (PCB 126)	µg/L	0.01					0	<0.01	ND	<0.2	ND	0.013	0.015	0.014	0	0						
	Tetrachlorobiphenyl, 3,3,4,4,- (PCB 77)	µg/L	0.01					0	<0.01	ND	<0.2	ND	0.013	0.015	0.014	0	0						
	Tetrachlorobiphenyl, 3,4,4,5- (PCB 81)	µg/L	0.01					0	<0.01	ND	<0.2	ND	0.013	0.015	0.014	0	0						
	Total PCB 7 Congeners	µg/L	0.105					0	<0.105	ND	<0.21	ND	0.082	0.105	0.026	0	0						
Phenolics	Xylenols (Filtered)	µg/L	0.5					46	<0.5	0.51	24.2	24.2	2.5	1.25	4	0	0						
	3-&4-methylphenol	µg/L	20					2	<20	28	<800	345	70	34	105	0	0						
	Trimethylphenols	µg/L	0.5					2	<0.5	0.8	1.5	1.5	0.39	0.25	0.37	0	0						
	Trimethylphenols (Filtered)	µg/L	0.5					14	<0.5	1.3	392.1	392.1	16	0.25	63	0	0						
	Cresol Total	µg/L	0.5					3	<0.5	1.3	3.6	3.6	0.73	0.25	1	0	0						
	Cresol Total (Filtered)	µg/L	0.5					87	<0.5	0.51	1681.1	1681.1	31	0.505	136	0	0						
	Dimethylphenols	µg/L	0.5					3	<0.5	2	6.2	6.2	1.1	0.25	1.8	0	0						
	Dimethylphenols (Filtered)	µg/L	0.5					23	<0.5	1.4	582.6	582.6	23	0.25	86	0	0						
	Phenol	µg/L	0.5	1200000	5800 <sup>#39</sup>	7.7 <sup>#3</sup>	7.7 <sup>#3</sup>	22	<0.5	0.7	<800	278	20	2	54	55	17						
	Phenol (Filtered)	µg/L	0.5	1200000	5800 <sup>#39</sup>	7.7 <sup>#3</sup>	7.7 <sup>#3</sup>	77	<0.5	0.5	2789.4	2789.4	59	0.25	283	45	43						
	Phenols Monohydric (Filtered)	µg/L	0.5					69	<0.5	0.63	870	870	55	2.005	144	0	0						
PFAS	Branched PFOS	µg/L	0.002					1	<0.002	0.0256	0.0361	0.0361	0.0073	0.001	0.013	0	0						
	Linear PFOS(Perfluoro-1-octanesulfonate)	µg/l	0.0013					4	<0.0013	0.00145	0.0869	0.0869	0.017	0.00145	0.034	0	0						
	Perfluoro-1-butanesulfonate	µg/L	0.002					0	<0.002	ND	<0.005	ND	0.0016	0.001	0.00082	0	0						
	Perfluoro-1-hexanesulfonate	µg/L	0.002					0	<0.002	ND	<0.005	ND	0.0016	0.001	0.00082	0	0						
	Perfluorooctanoate (PFOA)	µg/L	0.0013		0.01 <sup>#47</sup>			4	<0.0013	0.00265	0.0175	0.0175	0.0056	0.00273	0.0057	1	1						
	Perfluoro-1-decanesulfonate	µg/L	0.002					0	<0.002	ND	<0.005	ND	0.0016	0.001	0.00082	0	0						
	Perfluoro-1-heptanesulfonate	µg/L	0.002					0	<0.002	ND	<0.005	ND	0.0016	0.001	0.00082	0	0						
	Perfluoro-n-butanoic acid	µg/L	0.004					3	0.0145	0.0145	1.62	1.62	0.34	0.0155	0.71	0	0						
	Perfluoro-n-decanoic acid	µg/L	0.002					0	<0.002	ND	<0.005	ND	0.0016	0.001	0.00082	0	0						
	Perfluoro-n-heptanoic acid	µg/L	0.002					2	<0.002	0.00381	<0.025	0.00452	0.0049	0.004165	0.0045	0	0						
	Perfluoro-n-hexanoic acid	µg/L	0.002					3	<0.01	0.0186	0.223	0.223	0.034	0.0188	0.045	0	0						

				Location													
				Arcadis GAC - Human Health - Residential	UK Drinking Water Standards	UK Estuaries and coastal waters EQS	UK Freshwater EQS										
Chem_Group	Analyte	Units	MDL					Number of Detects	Minimum Concentration	Minimum Detect	Maximum Concentration	Maximum Detect	Average Concentration	Median Concentration	Standard Deviation	Number of Guideline Exceedances	Number of Guideline
	Perfluoro-n-pentanoic acid	µg/L	0.002					3	<0.002	0.00228	0.34	0.34	0.067	0.00228	0.14	0	0
	Perfluoro-n-dodecanoic acid	µg/L	0.002					0	<0.002	ND	<0.005	ND	0.0016	0.001	0.00082	0	0
	Perfluoro-n-nonanoic acid	µg/L	0.002					0	<0.002	ND	<0.025	ND	0.0036	0.001	0.005	0	0
	Perfluoro-n-undecanoic acid	µg/L	0.002					0	<0.002	ND	<0.005	ND	0.0016	0.001	0.00082	0	0
	Perfluorooctanesulfonamide	µg/L	0.004					0	<0.004	ND	<0.01	ND	0.0032	0.002	0.0016	0	0
	Total PFOS	µg/L	0.002		0.01 <sup>#47</sup>	0.00013 <sup>#48</sup>	0.00065 <sup>#48</sup>	1	<0.002	0.0923	0.123	0.123	0.023	0.001	0.048	5	1
Organotins	Tributyltin	µg/L	0.001			0.0002 <sup>#3</sup>	0.0002 <sup>#3</sup>	1	<0.001	0.0131	<0.4	0.0131	0.021	0.003	0.037	87	1
Pesticides	1-(3,4-Dichlorophenyl) urea (DCPU)	µg/l						0	<0.02	ND	<0.2	ND	0.055	0.055	0.052	0	0
	2-(4-Chlorophenoxy)propionic acid, 4-CP	µg/l						0	<0.01	ND	<0.1	ND	0.033	0.0375	0.022	0	0
	2-amino-N-(isopropyl)benzamide	µg/l						0	<0.02	ND	<0.2	ND	0.055	0.055	0.052	0	0
	2-Chloro-2,6-diethylacetanilide	µg/l						0	<0.01	ND	<0.1	ND	0.028	0.0275	0.026	0	0
	Acibenzolar-S-methyl	µg/l						0	<0.03	ND	<0.3	ND	0.083	0.0825	0.078	0	0
	Aminopyralid	µg/l						0	<0.05	ND	<0.5	ND	0.14	0.15	0.12	0	0
	Azoxystrobin	µg/L						0	<0.01	ND	<0.1	ND	0.028	0.0275	0.026	0	0
	BAM	µg/l						1	<0.01	0.242	0.242	0.242	0.087	0.05	0.11	0	0
	Benalaxyl	µg/l						0	<0.02	ND	<0.2	ND	0.055	0.055	0.052	0	0
	Bentazone methyl	µg/l						0	<0.03	ND	<0.3	ND	0.083	0.0825	0.078	0	0
	Bifenox	µg/L						0	<0.04	ND	<0.4	ND	0.11	0.11	0.1	0	0
	Bitertanol	µg/l						0	<0.02	ND	<0.2	ND	0.055	0.055	0.052	0	0
	Boscalid	µg/l						0	<0.01	ND	<0.1	ND	0.028	0.0275	0.026	0	0
	Cadusafos	µg/l						0	<0.02	ND	<0.2	ND	0.055	0.055	0.052	0	0
	Carfentrazone-ethyl	µg/L						0	<0.04	ND	<0.4	ND	0.11	0.11	0.1	0	0
	Chloridazon-desphenyl	µg/l						0	<0.03	ND	<0.3	ND	0.083	0.0825	0.078	0	0
	Chloridazon-methyl desphenyl	µg/l						0	<0.05	ND	<0.5	ND	0.14	0.1375	0.13	0	0
	Chlorotoluron-desmethyl	µg/l						0	<0.02	ND	<0.2	ND	0.055	0.055	0.052	0	0
	Chlorpropham	µg/L			10 <sup>#4</sup>	10 <sup>#4</sup>		0	<0.05	ND	<0.5	ND	0.14	0.1375	0.13	0	0
	Clodinafop	µg/l						0	<0.03	ND	<0.3	ND	0.083	0.0825	0.078	0	0
	Clomeprop	µg/l						0	<0.01	ND	<0.1	ND	0.028	0.0275	0.026	0	0
	Crimidine	µg/l						0	<0.03	ND	<0.3	ND	0.083	0.0825	0.078	0	0
	Cybutryme (Irgarol)	µg/l						0	<0.01	ND	<0.1	ND	0.028	0.0275	0.026	0	0

				Location													
				Sampled Date Time Sample Depth Avg													
				Arcadis GAC - Human Health - Residential	UK Drinking Water Standards	UK Estuaries and coastal waters EQS	UK Freshwater EQS										
Chem_Group	Analyte	Units	MDL					Number of Detects	Minimum Concentration	Minimum Detect	Maximum Concentration	Maximum Detect	Average Concentration	Median Concentration	Standard Deviation	Number of Guideline Exceedances	Number of Guideline
	Cyprazine	µg/l						0	<0.02	ND	<0.2	ND	0.055	0.055	0.052	0	0
	Cyprodinil	µg/L						1	<0.02	1.6	1.6	1.6	0.43	0.055	0.78	0	0
	Dichlofenthion	µg/l						0	<0.05	ND	<0.5	ND	0.14	0.1375	0.13	0	0
	Dichlormid	µg/l						0	<0.05	ND	<0.5	ND	0.14	0.1375	0.13	0	0
	Diethofencarb	µg/l						0	<0.02	ND	<0.2	ND	0.055	0.055	0.052	0	0
	Difenacoum	µg/l						0	<0.02	ND	<0.2	ND	0.055	0.055	0.052	0	0
	Dimefuron	µg/l						0	<0.02	ND	<0.2	ND	0.055	0.055	0.052	0	0
	Dimethachlo	µg/l						0	<0.01	ND	<0.1	ND	0.028	0.0275	0.026	0	0
	Dimethenamid	µg/l						0	<0.01	ND	<0.1	ND	0.028	0.0275	0.026	0	0
	Dimethomorph	µg/l						1	<0.01	0.107	0.107	0.107	0.042	0.0275	0.048	0	0
	Dinoterb	µg/l						0	<0.04	ND	<0.4	ND	0.11	0.11	0.1	0	0
	Diuron desmethyl (DCPMU)	µg/l						1	<0.03	0.033	<0.3	0.033	0.087	0.0915	0.073	0	0
	Epoxiconazole	µg/l						0	<0.03	ND	<0.3	ND	0.083	0.0825	0.078	0	0
	Etrimpfos	µg/L	0.01					0	<0.01	ND	<0.03	ND	0.0058	0.005	0.0026	0	0
	Fenoxaprop	µg/l						0	<0.03	ND	<0.3	ND	0.083	0.0825	0.078	0	0
	Fenpropidin	µg/l						0	<0.02	ND	<0.2	ND	0.055	0.055	0.052	0	0
	Fenuron	µg/l						0	<0.01	ND	<0.1	ND	0.028	0.0275	0.026	0	0
	Fipronil	µg/L						0	<0.05	ND	<0.5	ND	0.14	0.1375	0.13	0	0
	Florasulam	µg/l						0	<0.02	ND	<0.2	ND	0.055	0.055	0.052	0	0
	Fluazifop	µg/l						0	<0.02	ND	<0.2	ND	0.055	0.055	0.052	0	0
	Fluazifop-P-butyl	µg/L						0	<0.02	ND	<0.2	ND	0.055	0.055	0.052	0	0
	Foramsulfuron	µg/l						0	<0.01	ND	<0.1	ND	0.028	0.0275	0.026	0	0
	Furathiocarb	µg/l						0	<0.02	ND	<0.2	ND	0.055	0.055	0.052	0	0
	Haloxifop	µg/l						0	<0.03	ND	<0.3	ND	0.083	0.0825	0.078	0	0
	Haloxifop-p-methyl	µg/l						0	<0.03	ND	<0.3	ND	0.083	0.0825	0.078	0	0
	Heptachlor epoxide	µg/L	0.01				0.03 <sup>#1</sup>	0	<0.01	ND	<0.03	ND	0.0058	0.005	0.0026	0	0
	Imazamox	µg/l						0	<0.01	ND	<0.1	ND	0.028	0.0275	0.026	0	0
	Indoxacarb	µg/L						0	<0.05	ND	<0.5	ND	0.14	0.1375	0.13	0	0
	Isoproturon-desmethyl	µg/l						0	<0.02	ND	<0.2	ND	0.055	0.055	0.052	0	0
	Isoproturon-monodesmethyl	µg/l						0	<0.02	ND	<0.2	ND	0.055	0.055	0.052	0	0

				Location														
				Sampled Date Time Sample Depth Avg														
				Arcadis GAC - Human Health - Residential	UK Drinking Water Standards	UK Estuaries and coastal waters EQS	UK Freshwater EQS											
Chem_Group	Analyte	Units	MDL					Number of Detects	Minimum Concentration	Minimum Detect	Maximum Concentration	Maximum Detect	Average Concentration	Median Concentration	Standard Deviation	Number of Guideline Exceedances	Number of Guideline	
	Isopyrazam	µg/l						0	<0.03	ND	<0.3	ND	0.083	0.0825	0.078	0	0	
	Kresoxim-methyl	µg/l						1	<0.03	0.784	0.784	0.784	0.24	0.0825	0.37	0	0	
	Malaoxon	µg/l						0	<0.02	ND	<0.2	ND	0.055	0.055	0.052	0	0	
	Mandipropamid	µg/l						0	<0.02	ND	<0.2	ND	0.055	0.055	0.052	0	0	
	Mecarbam	µg/l						0	<0.02	ND	<0.2	ND	0.055	0.055	0.052	0	0	
	Mesotrione	µg/l						0	<0.05	ND	<0.5	ND	0.14	0.1375	0.13	0	0	
	Metconazole	µg/l						0	<0.02	ND	<0.2	ND	0.055	0.055	0.052	0	0	
	Methacriphos	µg/L	0.01					0	<0.01	ND	<0.03	ND	0.0061	0.005	0.0029	0	0	
	Metribuzin-desamino	µg/l						0	<0.01	ND	<0.1	ND	0.028	0.0275	0.026	0	0	
	Naptalam	µg/l						0	<0.03	ND	<0.3	ND	0.083	0.0825	0.078	0	0	
	Nicosulfuron	µg/l						0	<0.01	ND	<0.1	ND	0.028	0.0275	0.026	0	0	
	Nuarimol	µg/l						0	<0.02	ND	<0.2	ND	0.055	0.055	0.052	0	0	
	Oxadixyl	µg/l						0	<0.03	ND	<0.3	ND	0.083	0.0825	0.078	0	0	
	Paraoxon-ethyl	µg/l						0	<0.02	ND	<0.2	ND	0.055	0.055	0.052	0	0	
	Parathion-ethyl	µg/l						0	<0.05	ND	<0.5	ND	0.14	0.1375	0.13	0	0	
	Penconazole	µg/l						1	<0.02	0.707	0.707	0.707	0.21	0.055	0.34	0	0	
	Pencycuron	µg/l						0	<0.02	ND	<0.2	ND	0.055	0.055	0.052	0	0	
	Phosphamidon II (E)	µg/l	0.01					0	<0.01	ND	<0.01	ND	0.005	0.005	0	0	0	
	Pretilachlor	µg/l						0	<0.02	ND	<0.2	ND	0.055	0.055	0.052	0	0	
	Primisulfuron-methyl	µg/l						0	<0.02	ND	<0.2	ND	0.055	0.055	0.052	0	0	
	Prodiamine	µg/l						0	<0.05	ND	<0.5	ND	0.14	0.1375	0.13	0	0	
	Propaquizafop	µg/l						0	<0.03	ND	<0.3	ND	0.083	0.0825	0.078	0	0	
	Propetamphos	µg/L	0.01				0.03 <sup>64</sup>	0.03 <sup>64</sup>	0	<0.01	ND	<0.03	ND	0.0058	0.005	0.0026	0	0
	Prosulfocarb	µg/l						1	<0.01	0.315	0.315	0.315	0.094	0.0275	0.15	0	0	
	Prothioconazole	µg/l						0	<0.05	ND	<0.5	ND	0.14	0.1375	0.13	0	0	
	Pyribenzoxim	µg/l						0	<0.05	ND	<0.5	ND	0.14	0.1375	0.13	0	0	
	Quinmerac	µg/l						0	<0.01	ND	<0.1	ND	0.028	0.0275	0.026	0	0	
	Quizalofop	µg/l						0	<0.05	ND	<0.5	ND	0.14	0.1375	0.13	0	0	
	Rimsulfuron	µg/l						0	<0.01	ND	<0.1	ND	0.028	0.0275	0.026	0	0	
	Sebuthylazine	µg/l						0	<0.01	ND	<0.1	ND	0.028	0.0275	0.026	0	0	



				Location													
				Sampled Date Time													
				Sample Depth Avg													
				Arcadis GAC - Human Health - Residential	UK Drinking Water Standards	UK Estuaries and coastal waters EQS	UK Freshwater EQS										
Chem_Group	Analyte	Units	MDL					Number of Detects	Minimum Concentration	Minimum Detect	Maximum Concentration	Maximum Detect	Average Concentration	Median Concentration	Standard Deviation	Number of Guideline Exceedances	Number of Guideline
	Simazine-2-hydroxy	µg/l						1	<0.01	0.166	0.166	0.166	0.068	0.05	0.069	0	0
	Sodium Acifluorfen	µg/L						0	<0.01	ND	<0.1	ND	0.039	0.05	0.023	0	0
	Sulfosulfuron	µg/l						0	<0.01	ND	<0.1	ND	0.028	0.0275	0.026	0	0
	Tecnazene	µg/L	0.01			1 <sup>#4</sup>	1 <sup>#4</sup>	1	<0.01	0.02	<0.03	0.02	0.0067	0.005	0.0042	0	0
	Teflubenzuron	µg/l						0	<0.03	ND	<0.3	ND	0.083	0.0825	0.078	0	0
	Terbuthylazine-desethyl	µg/l						0	<0.01	ND	<0.1	ND	0.028	0.0275	0.026	0	0
	Terbuthylazine-desethyl-2-hydroxy	µg/l						0	<0.01	ND	<0.1	ND	0.028	0.0275	0.026	0	0
	Terbuthylazine-hydroxy	µg/l						0	<0.01	ND	<0.1	ND	0.028	0.0275	0.026	0	0
	Thiabendazole	µg/L				5 <sup>#4</sup>	5 <sup>#4</sup>	0	<0.03	ND	<0.3	ND	0.083	0.0825	0.078	0	0
	Thiamethoxam	µg/L						0	<0.01	ND	<0.1	ND	0.028	0.0275	0.026	0	0
	Tribenuron-methyl	µg/L						0	<0.01	ND	<0.1	ND	0.028	0.0275	0.026	0	0
	Trietazine	µg/L	0.01					0	<0.01	ND	<0.01	ND	0.005	0.005	0	0	0
	Trifloxysulfuron-sodium	µg/l						0	<0.01	ND	<0.1	ND	0.028	0.0275	0.026	0	0
	Triflusulfuron-methyl	µg/l						0	<0.01	ND	<0.1	ND	0.028	0.0275	0.026	0	0
	Triforine	µg/l						0	<0.05	ND	<5	ND	0.7	0.1375	1.2	0	0
	Triticonazole	µg/l						0	<0.01	ND	<0.1	ND	0.028	0.0275	0.026	0	0
	Desmetryn	mg/L						0	<0.00001	ND	<0.0005	ND	0.000078	0.0000275	0.00012	0	0
	Simetryn	mg/L						0	<0.00001	ND	<0.0001	ND	0.000028	0.0000275	0.000026	0	0
	Clothianidin	µg/L						0	<0.01	ND	<0.1	ND	0.028	0.0275	0.026	0	0
	Cymoxanil	µg/L						0	<0.05	ND	<0.5	ND	0.14	0.1375	0.13	0	0
	Fluazifop-butyl	µg/L						0	<0.02	ND	<0.2	ND	0.055	0.055	0.052	0	0
	Imazamethabenz-methyl	µg/L						0	<0.01	ND	<0.3	ND	0.053	0.0275	0.068	0	0
	Mesosulfuron-methyl	µg/L						0	<0.02	ND	<0.2	ND	0.055	0.055	0.052	0	0
	Metamitron	µg/L						0	<0.03	ND	<0.3	ND	0.083	0.0825	0.078	0	0
	Melobromuron	µg/L						0	<0.03	ND	<0.3	ND	0.083	0.0825	0.078	0	0
	Monuron	µg/L						0	<0.02	ND	<0.2	ND	0.055	0.055	0.052	0	0
	Secbumeton	µg/L						0	<0.01	ND	<0.1	ND	0.028	0.0275	0.026	0	0
	Spiroxamine	µg/L						0	<0.01	ND	<0.1	ND	0.028	0.0275	0.026	0	0
	Clomazon	µg/L						0	<0.01	ND	<0.1	ND	0.028	0.0275	0.026	0	0
	Metazachlor	µg/L	0.01					0	<0.01	ND	<0.02	ND	0.0063	0.005	0.0025	0	0

				Location														
				Sampled Date Time Sample Depth Avg														
				Arcadis GAC - Human Health - Residential	UK Drinking Water Standards	UK Estuaries and coastal waters EQS	UK Freshwater EQS											
Chem_Group	Analyte	Units	MDL					Number of Detects	Minimum Concentration	Minimum Detect	Maximum Concentration	Maximum Detect	Average Concentration	Median Concentration	Standard Deviation	Number of Guideline Exceedances	Number of Guideline	
	Methabenzthiazuran	µg/L						0	<0.01	ND	<0.1	ND	0.028	0.0275	0.026	0	0	
	Iprovalicarb	µg/L						0	<0.01	ND	<0.1	ND	0.028	0.0275	0.026	0	0	
	Chloroxuron	µg/L						0	<0.01	ND	<0.1	ND	0.028	0.0275	0.026	0	0	
	Neburon	µg/L						0	<0.01	ND	<0.1	ND	0.028	0.0275	0.026	0	0	
	Metribuzin	µg/L						0	<0.03	ND	<0.3	ND	0.083	0.0825	0.078	0	0	
	2,3,6-Trichlorobenzoic Acid (Tba)	µg/L						0	<0.5	ND	<20	ND	3.5	1.875	4.4	0	0	
	2,4,5-Trichlorophenoxy Acetic Acid	µg/L						0	<0.01	ND	<1	ND	0.16	0.075	0.23	0	0	
	2,4,5-TP (Silvex)	µg/L						0	<0.01	ND	<1.5	ND	0.23	0.075	0.35	0	0	
	Pyrimethanil	µg/L						0	<0.02	ND	<0.2	ND	0.055	0.055	0.052	0	0	
	Hedonal	µg/L				0.3 <sup>#3</sup>	0.3 <sup>#3</sup>	0	<0.01	ND	<0.1	ND	0.028	0.0275	0.026	0	0	
	2,4-DDT	µg/L	0.01			0.00625 <sup>#49</sup>	0.00625 <sup>#49</sup>	0	<0.01	ND	<0.03	ND	0.0064	0.005	0.0029	18	0	
	Propachlor	µg/L	0.01					0	<0.01	ND	<0.01	ND	0.005	0.005	0	0	0	
	Propamocarb	µg/L						0	<0.03	ND	<0.3	ND	0.083	0.0825	0.078	0	0	
	2,4-Dichlorprop	µg/L						0	<0.01	ND	<0.2	ND	0.045	0.0375	0.041	0	0	
	3-Hydroxy Carbofuran	µg/L						0	<0.01	ND	<0.1	ND	0.028	0.0275	0.026	0	0	
	4-(2,4-Dichlorophenoxy)butyric Acid (2,4-DB)	µg/L						0	<0.02	ND	<0.2	ND	0.055	0.055	0.052	0	0	
	4,4-DDE	µg/L	0.01			0.00625 <sup>#49</sup>	0.00625 <sup>#49</sup>	0	<0.01	ND	<0.03	ND	0.0058	0.005	0.0026	18	0	
	4-Bromo-3,5-dimethylphenyl-N-methylcarbamate	µg/L						0	<0.02	ND	<0.2	ND	0.055	0.055	0.052	0	0	
	a-BHC	µg/L	0.01					0	<0.01	ND	<0.03	ND	0.0058	0.005	0.0026	0	0	
	Acetochlor	µg/L						0	<0.03	ND	<0.3	ND	0.083	0.0825	0.078	0	0	
	Aldicarb	µg/L						0	<0.05	ND	<0.5	ND	0.14	0.1375	0.13	0	0	
	Aldicarb sulfone	µg/L						0	<0.01	ND	<0.1	ND	0.028	0.0275	0.026	0	0	
	Aldrin	µg/L	0.01			0.03 <sup>#1</sup>	0.00125 <sup>#50</sup>	0.0025 <sup>#51</sup>	0	<0.01	ND	<0.03	ND	0.0058	0.005	0.0026	18	0
	Ametryn	µg/L						0	<0.01	ND	<0.1	ND	0.028	0.0275	0.026	0	0	
	Amidosulfuron	µg/L						0	<0.02	ND	<0.2	ND	0.055	0.055	0.052	0	0	
	Acetamiprid	µg/L						0	<0.01	ND	<0.1	ND	0.028	0.0275	0.026	0	0	
	Aclonifen	µg/L						0	<0.03	ND	<0.3	ND	0.083	0.0825	0.078	0	0	
	Actril (loxynil)	µg/L				10 <sup>#4</sup>	10 <sup>#4</sup>	0	<0.01	ND	<0.1	ND	0.028	0.0275	0.026	0	0	
	Altraton	µg/L						0	<0.01	ND	<0.1	ND	0.028	0.0275	0.026	0	0	
	Atrazine	µg/L	0.01			0.6 <sup>#3</sup>	0.6 <sup>#3</sup>	0	<0.01	ND	<0.01	ND	0.005	0.005	0	0	0	

				Location													
				Sampled Date Time Sample Depth Avg													
Chem_Group	Analyte	Units	MDL	Arcadis GAC - Human Health - Residential	UK Drinking Water Standards	UK Estuaries and coastal waters EQS	UK Freshwater EQS	Number of Detects	Minimum Concentration	Minimum Detect	Maximum Concentration	Maximum Detect	Average Concentration	Median Concentration	Standard Deviation	Number of Guideline Exceedances	Number of Guideline
	Azinophos methyl	µg/L	0.01			0.01 <sup>#6</sup>	0.01 <sup>#6</sup>	0	<0.01	ND	<0.12	ND	0.01	0.005	0.013	6	0
	Baygon	µg/L						0	<0.01	ND	<0.1	ND	0.028	0.0275	0.026	0	0
	b-BHC	µg/L	0.01					0	<0.01	ND	<0.03	ND	0.0058	0.005	0.0026	0	0
	Benazolin	µg/L						0	<0.05	ND	<3.8	ND	0.67	0.375	0.84	0	0
	Bendiocarb	µg/L						0	<0.01	ND	<0.1	ND	0.028	0.0275	0.026	0	0
	Bentazone	µg/L	0.02			500 <sup>#4</sup>	500 <sup>#4</sup>	1	<0.01	0.028	<0.2	0.028	0.025	0.01	0.03	0	0
	Bidrin	µg/L						0	<0.01	ND	<0.1	ND	0.028	0.0275	0.026	0	0
	Bromacil	µg/L						1	<0.01	0.489	0.489	0.489	0.15	0.05	0.23	0	0
	Bromazil	µg/L						0	<0.03	ND	<0.3	ND	0.083	0.0825	0.078	0	0
	Bromophos-ethyl	µg/L						0	<0.03	ND	<0.3	ND	0.083	0.0825	0.078	0	0
	Bromoxynil	µg/L				100 <sup>#4</sup>	100 <sup>#4</sup>	0	<0.01	ND	<0.1	ND	0.028	0.0275	0.026	0	0
	Carbaryl	µg/L						0	<0.01	ND	<0.1	ND	0.028	0.0275	0.026	0	0
	Carbendazim	µg/L					0.15 <sup>#4</sup>	0	<0.01	ND	<0.1	ND	0.028	0.0275	0.026	0	0
	Carbetamide	µg/L						0	<0.01	ND	<0.1	ND	0.028	0.0275	0.026	0	0
	Carbofuran	µg/L						0	<0.01	ND	<0.1	ND	0.028	0.0275	0.026	0	0
	Carbophenothion	µg/L	0.01					0	<0.01	ND	<0.03	ND	0.0058	0.005	0.0026	0	0
	Carboxin	µg/L						0	<0.02	ND	<0.2	ND	0.055	0.055	0.052	0	0
	Chlorbromuron	µg/L						0	<0.01	ND	<0.1	ND	0.028	0.0275	0.026	0	0
	chlordane	µg/L	0.01					0	<0.01	ND	<0.03	ND	0.0061	0.005	0.0029	0	0
	Chlordane (cis)	µg/L	0.01					1	<0.01	0.11	0.11	0.11	0.012	0.005	0.025	0	0
	Azinphos Ethyl	µg/L	0.01					0	<0.01	ND	<0.04	ND	0.0081	0.005	0.0052	0	0
	Chlordane (trans)	µg/L	0.01					0	<0.01	ND	<0.01	ND	0.005	0.005	0	0	0
	Chlorfenvinphos	µg/L	0.01			0.1 <sup>#3</sup>	0.1 <sup>#3</sup>	0	<0.01	ND	<0.03	ND	0.0058	0.005	0.0026	0	0
	Chloridazon	µg/L						0	<0.01	ND	<0.1	ND	0.028	0.0275	0.026	0	0
	Chlorotoluron	µg/L				2 <sup>#4</sup>	2 <sup>#4</sup>	0	<0.01	ND	<0.1	ND	0.028	0.0275	0.026	0	0
	Chlorpyrifos	µg/L	0.01			0.03 <sup>#3</sup>		1	<0.005	ND	0.0782	0.0782	0.0076	0.005	0.0089	1	1
	Chlorpyrifos-methyl	µg/L	0.01					0	<0.01	ND	<0.03	ND	0.0058	0.005	0.0026	0	0
	Chlorsulfuron	µg/L						0	<0.01	ND	<0.1	ND	0.028	0.0275	0.026	0	0
	Clopyralid	µg/L						0	<0.3	ND	<0.36	ND	0.16	0.15	0.015	0	0
	Coumaphos	µg/L	0.01			0.03 <sup>#4</sup>	0.03 <sup>#4</sup>	0	<0.01	ND	<0.01	ND	0.005	0.005	0	0	0

				Location														
				Sampled Date Time Sample Depth Avg														
Chem_Group	Analyte	Units	MDL	Arcadis GAC - Human Health - Residential	UK Drinking Water Standards	UK Estuaries and coastal waters EQS	UK Freshwater EQS	Number of Detects	Minimum Concentration	Minimum Detect	Maximum Concentration	Maximum Detect	Average Concentration	Median Concentration	Standard Deviation	Number of Guideline Exceedances	Number of Guideline	
	Cyanazine	µg/L	0.01					0	<0.01	ND	<0.01	ND	0.005	0.005	0	0	0	
	Cyproconazole	µg/L						0	<0.01	ND	<0.1	ND	0.028	0.0275	0.026	0	0	
	Cyromazine	µg/L						0	<0.05	ND	<1	ND	0.2	0.1375	0.23	0	0	
	d-BHC	µg/L	0.01					0	<0.01	ND	<0.03	ND	0.0058	0.005	0.0026	0	0	
	DDD	µg/L	0.01			0.00625 <sup>#49</sup>	0.00625 <sup>#49</sup>	0	<0.01	ND	<0.03	ND	0.0058	0.005	0.0026	18	0	
	DDT	µg/L	0.01			0.01 <sup>#52</sup>	0.01 <sup>#52</sup>	0	<0.01	ND	<0.03	ND	0.0069	0.005	0.0035	5	0	
	Deisopropylatrazine	µg/L						0	<0.01	ND	<0.1	ND	0.028	0.0275	0.026	0	0	
	Chlorothalonil	µg/L	0.01				0.035 <sup>#3</sup>	1	<0.01	0.08	<1	0.08	0.066	0.005	0.16	3	1	
	Deethylatrazine	µg/L						0	<0.01	ND	<0.1	ND	0.028	0.0275	0.026	0	0	
	Demeton-S-methyl	µg/L	0.01					0	<0.01	ND	<0.01	ND	0.005	0.005	0	0	0	
	Diazinon	µg/L	0.01			0.01 <sup>#3</sup>	0.01 <sup>#3</sup>	0	<0.01	ND	<0.03	ND	0.0058	0.005	0.0026	2	0	
	Dicamba	µg/L						0	<0.03	ND	<0.3	ND	0.12	0.15	0.068	0	0	
	Dichlobenil	µg/L	0.01					1	<0.01	0.01	<0.03	0.01	0.0061	0.005	0.0027	0	0	
	cis-Permethrin	µg/L	0.01					1	<0.01	0.01	<0.03	0.01	0.0064	0.005	0.0031	0	0	
	Dichlorvos	µg/L	0.01			0.04 <sup>#4</sup>	0.001 <sup>#4</sup>	0	<0.01	ND	<0.03	ND	0.0058	0.005	0.0026	18	0	
	Diclofop	µg/L						0	<0.02	ND	<0.9	ND	0.19	0.15	0.19	0	0	
	Dieldrin	µg/L	0.01			0.03 <sup>#1</sup>	0.00125 <sup>#50</sup>	0.0025 <sup>#51</sup>	0	<0.01	ND	<0.03	ND	0.0058	0.005	0.0026	18	0
	Difenoconazole	µg/L						1	<0.02	10.6	10.6	10.6	2.7	0.055	5.3	0	0	
	Difenoxyuron	µg/L						0	<0.02	ND	<0.2	ND	0.055	0.055	0.052	0	0	
	Diflubenzuron	µg/L				0.005 <sup>#4</sup>	0.001 <sup>#4</sup>	0	<0.02	ND	<0.2	ND	0.055	0.055	0.052	4	0	
	Diflufenican	µg/L						1	<0.01	0.49	0.49	0.49	0.14	0.0275	0.24	0	0	
	Dimethoate	µg/L	0.01			0.48	0.48 <sup>#2</sup>	0	<0.01	ND	<0.03	ND	0.0058	0.005	0.0026	2	0	
	Dinoseb	µg/L						0	<0.02	ND	<0.2	ND	0.055	0.055	0.052	0	0	
	Disulfoton	µg/L	0.01					0	<0.01	ND	<0.01	ND	0.005	0.005	0	0	0	
	Diuron	µg/L				0.48 <sup>#3</sup>	0.48 <sup>#3</sup>	2	0.088	0.088	0.132	0.132	0.08	0.069	0.039	0	0	
	Endosulfan I	µg/L	0.01					0	<0.01	ND	<0.03	ND	0.0058	0.005	0.0026	0	0	
	Endosulfan II	µg/L	0.01					0	<0.01	ND	<0.03	ND	0.0069	0.005	0.003	0	0	
	Endosulfan sulphate	µg/L	0.01					0	<0.01	ND	<0.03	ND	0.0069	0.005	0.003	0	0	
	Endrin	µg/L	0.01			0.00125 <sup>#50</sup>	0.0025 <sup>#51</sup>	0	<0.01	ND	<0.03	ND	0.0058	0.005	0.0026	18	0	
	Endrin ketone	µg/L	0.01					0	<0.01	ND	<0.03	ND	0.0061	0.005	0.0029	0	0	

				Location													
				Sampled Date Time													
				Sample Depth Avg													
				Arcadis GAC - Human Health - Residential	UK Drinking Water Standards	UK Estuaries and coastal waters EQS	UK Freshwater EQS										
Chem_Group	Analyte	Units	MDL					Number of Detects	Minimum Concentration	Minimum Detect	Maximum Concentration	Maximum Detect	Average Concentration	Median Concentration	Standard Deviation	Number of Guideline Exceedances	Number of Guideline
	s-Ethyl dipropylthiocarbamate	µg/L						0	<0.02	ND	<0.2	ND	0.055	0.055	0.052	0	0
	Ethiofencarb	µg/L						0	<0.02	ND	<0.2	ND	0.055	0.055	0.052	0	0
	Ethion	µg/L	0.01					1	<0.01	0.02	<0.03	0.02	0.0067	0.005	0.0042	0	0
	Ethoprop	µg/L						0	<0.02	ND	<0.2	ND	0.055	0.055	0.052	0	0
	Ethofumesate	µg/L						0	<0.01	ND	<0.1	ND	0.028	0.0275	0.026	0	0
	Etridiazole	µg/L	0.01					0	<0.01	ND	<0.02	ND	0.0088	0.01	0.0025	0	0
	Fenamiphos	µg/L						0	<0.02	ND	<0.2	ND	0.055	0.055	0.052	0	0
	Fenarimol	µg/L						0	<0.03	ND	<0.3	ND	0.083	0.0825	0.078	0	0
	Fenitrothion	µg/L	0.01			0.01 <sup>#4</sup>	0.01 <sup>#4</sup>	0	<0.01	ND	<0.03	ND	0.0058	0.005	0.0026	2	0
	Fensulfothion	µg/L						0	<0.02	ND	<0.2	ND	0.055	0.055	0.052	0	0
	Fenhexamid	µg/L						0	<0.03	ND	<0.3	ND	0.083	0.0825	0.078	0	0
	Fenoxycarb	µg/L						0	<0.02	ND	<0.2	ND	0.055	0.055	0.052	0	0
	Fenthion	µg/L	0.01					1	<0.01	0.01	<0.03	0.01	0.0061	0.005	0.0027	0	0
	Fenpropimorf	µg/L						0	<0.01	ND	<0.1	ND	0.028	0.0275	0.026	0	0
	Fluroxypyr	µg/L	0.03					0	<0.02	ND	<0.9	ND	0.076	0.015	0.13	0	0
	Flutolanil	µg/L						0	<0.02	ND	<0.2	ND	0.055	0.055	0.052	0	0
	Fonofos	µg/L						0	<0.05	ND	<0.5	ND	0.14	0.1375	0.13	0	0
	g-BHC (Lindane)	µg/L	0.01					0	<0.01	ND	<0.03	ND	0.0058	0.005	0.0026	0	0
	Haloxfop-methyl	µg/L						0	<0.03	ND	<0.3	ND	0.083	0.0825	0.078	0	0
	Thifensulfuron	µg/L						0	<0.01	ND	<0.1	ND	0.028	0.0275	0.026	0	0
	Heptachlor	µg/L	0.01			0.03 <sup>#1</sup>		0	<0.01	ND	<0.03	ND	0.0058	0.005	0.0026	18	18
	Hexaconazole	µg/L						0	<0.02	ND	<0.2	ND	0.055	0.055	0.052	0	0
	Hexazinone	µg/L						0	<0.01	ND	<0.1	ND	0.028	0.0275	0.026	0	0
	Hydroxyatrazine	µg/L						2	0.022	0.022	1.58	1.58	0.43	0.05	0.77	0	0
	Iprodione	µg/L						0	<0.03	ND	<0.3	ND	0.083	0.0825	0.078	0	0
	Isodrin	µg/L	0.01			0.00125 <sup>#50</sup>	0.0025 <sup>#51</sup>	0	<0.01	ND	<0.03	ND	0.0061	0.005	0.0027	18	0
	Isoproturon	µg/L				0.3 <sup>#3</sup>	0.3 <sup>#3</sup>	0	<0.01	ND	<0.1	ND	0.028	0.0275	0.026	0	0
	Linuron	µg/L				0.5 <sup>#3</sup>	0.5 <sup>#3</sup>	0	<0.02	ND	<0.2	ND	0.055	0.055	0.052	0	0
	Malathion	µg/L	0.01			0.02 <sup>#4</sup>	0.01 <sup>#4</sup>	0	<0.01	ND	<0.03	ND	0.0058	0.005	0.0026	2	0
	2-Methyl-4-chlorophenoxyacetic acid	µg/L						1	<0.01	0.113	<0.4	0.113	0.1	0.1065	0.08	0	0

				Location																	
				Sampled Date Time																	
				Sample Depth Avg																	
				Arcadis GAC - Human Health - Residential		UK Drinking Water Standards		UK Estuaries and coastal waters EQS		UK Freshwater EQS											
Chem_Group	Analyte	Units	MDL					Number of Detects	Minimum Concentration	Minimum Detect	Maximum Concentration	Maximum Detect	Average Concentration	Median Concentration	Standard Deviation	Number of Guideline Exceedances	Number of Guideline				
	2-Methyl-4-Chlorophenoxy Butanoic Acid	µg/L						0	<0.02	ND	<0.2	ND	0.078	0.1	0.045	0	0				
	Mecoprop	µg/L				18 <sup>#3</sup>	18 <sup>#3</sup>	1	<0.01	0.54	0.54	0.54	0.15	0.0275	0.26	0	0				
	Mefenpyr-diethyl	µg/L						0	<0.02	ND	<0.2	ND	0.055	0.055	0.052	0	0				
	Metachlor	µg/L	0.01			0.3 <sup>#3</sup>	0.3 <sup>#3</sup>	0	<0.01	ND	<0.02	ND	0.0088	0.01	0.0025	0	0				
	Metaxyl	µg/L						0	<0.01	ND	<0.1	ND	0.028	0.0275	0.026	0	0				
	Methamidophos	µg/L						0	<0.01	ND	<0.1	ND	0.028	0.0275	0.026	0	0				
	Methidathion	µg/L						0	<0.01	ND	<0.1	ND	0.028	0.0275	0.026	0	0				
	Methiocarb	µg/L					0.01 <sup>#4</sup>	0	<0.01	ND	<0.1	ND	0.028	0.0275	0.026	2	0				
	Methomyl	µg/L						0	<0.01	ND	<0.1	ND	0.028	0.0275	0.026	0	0				
	Methoxychlor	µg/L	0.01					0	<0.01	ND	<0.03	ND	0.0069	0.005	0.0035	0	0				
	Methoxyfenozide	µg/L						0	<0.03	ND	<0.3	ND	0.083	0.0825	0.078	0	0				
	Methyl parathion	µg/L	0.01					0	<0.01	ND	<0.03	ND	0.0058	0.005	0.0026	0	0				
	Metolachlor	µg/L						0	<0.01	ND	<0.1	ND	0.028	0.0275	0.026	0	0				
	Metoxuron	µg/L						0	<0.01	ND	<0.1	ND	0.028	0.0275	0.026	0	0				
	Metsulfuron Methyl	µg/L						0	<0.01	ND	<0.1	ND	0.028	0.0275	0.026	0	0				
	Mevinphos (Phosdrin)	µg/L	0.01				0.02(MAC) <sup>#5</sup>	1	<0.01	0.21	0.21	0.21	0.017	0.005	0.048	2	1				
	Molinate	µg/L						0	<0.01	ND	<0.1	ND	0.028	0.0275	0.026	0	0				
	Monlinuran	µg/L						0	<0.02	ND	<0.2	ND	0.055	0.055	0.052	0	0				
	Monocrotophos	µg/L						0	<0.01	ND	<0.1	ND	0.028	0.0275	0.026	0	0				
	Napropamide	µg/L						0	<0.01	ND	<0.1	ND	0.028	0.0275	0.026	0	0				
	Flusilazole (NuStar)	µg/L						0	<0.01	ND	<0.1	ND	0.028	0.0275	0.026	0	0				
	o,p-DDD	µg/L	0.01					0	<0.01	ND	<0.03	ND	0.0058	0.005	0.0026	0	0				
	o,p'-DDE	µg/L	0.01					0	<0.01	ND	<0.03	ND	0.0058	0.005	0.0026	0	0				
	o,p-Methoxychlor	µg/L	0.01					0	<0.01	ND	<0.02	ND	0.0075	0.0075	0.0029	0	0				
	Ormethoate	µg/L	0.01				0.01 <sup>#4</sup>	0	<0.01	ND	<0.01	ND	0.005	0.005	0	0	0				
	Oxamyl	µg/L						0	<0.01	ND	<0.1	ND	0.028	0.0275	0.026	0	0				
	Paclobutrazol	µg/L						0	<0.02	ND	<0.2	ND	0.055	0.055	0.052	0	0				
	Methyl Paraoxon	µg/L						0	<0.02	ND	<0.2	ND	0.055	0.055	0.052	0	0				
	Parathion	µg/L	0.01					0	<0.01	ND	<0.03	ND	0.0058	0.005	0.0026	0	0				
	Pendimethalin	µg/L	0.01				0.3 <sup>#3</sup>	1	<0.01	0.01	<0.03	0.01	0.0061	0.005	0.0027	0	0				

				Location													
				Sampled Date Time Sample Depth Avg													
				Arcadis GAC - Human Health - Residential	UK Drinking Water Standards	UK Estuaries and coastal waters EQS	UK Freshwater EQS										
Chem_Group	Analyte	Units	MDL					Number of Detects	Minimum Concentration	Minimum Detect	Maximum Concentration	Maximum Detect	Average Concentration	Median Concentration	Standard Deviation	Number of Guideline Exceedances	Number of Guideline
	Imidacloprid	µg/L						0	<0.01	ND	<0.1	ND	0.028	0.0275	0.026	0	0
	Permethrin	µg/L	0.01			0.0002 <sup>#4</sup>	0.001 <sup>#4</sup>	0	<0.01	ND	<0.01	ND	0.005	0.005	0	4	0
	Permethrin II	µg/L	0.01					0	<0.01	ND	<0.03	ND	0.0058	0.005	0.0026	0	0
	Phorate	µg/L	0.01					0	<0.01	ND	<0.1	ND	0.024	0.01	0.021	0	0
	Phosmet	µg/L						0	<0.05	ND	<0.5	ND	0.14	0.1375	0.13	0	0
	Lenacil	µg/L						0	<0.03	ND	<0.3	ND	0.083	0.0825	0.078	0	0
	Picloram	µg/L						0	<0.05	ND	<0.4	ND	0.088	0.0625	0.083	0	0
	Picoxystrobin	µg/L						0	<0.01	ND	<0.1	ND	0.028	0.0275	0.026	0	0
	Pirimicarb	µg/L				1 <sup>#4</sup>	1 <sup>#4</sup>	0	<0.01	ND	<0.1	ND	0.028	0.0275	0.026	0	0
	Pirimiphos-methyl	µg/L	0.01			0.015 <sup>#4</sup>	0.015 <sup>#4</sup>	0	<0.01	ND	<0.03	ND	0.0058	0.005	0.0026	2	0
	Pirimiphos-ethyl	µg/L	0.01					1	<0.01	0.02	<0.2	0.02	0.018	0.005	0.03	0	0
	Prochloraz	µg/L				4 <sup>#4</sup>	4 <sup>#4</sup>	0	<0.02	ND	<0.2	ND	0.055	0.055	0.052	0	0
	Profenofos	µg/L						0	<0.01	ND	<0.1	ND	0.028	0.0275	0.026	0	0
	Promecarb	µg/L						0	<0.01	ND	<0.1	ND	0.028	0.0275	0.026	0	0
	Prometon	µg/L						0	<0.02	ND	<0.2	ND	0.055	0.055	0.052	0	0
	Prometryn	µg/L	0.01					0	<0.01	ND	<0.01	ND	0.005	0.005	0	0	0
	Pronamide	µg/L	0.01			100 <sup>#4</sup>	100 <sup>#4</sup>	0	<0.01	ND	<0.03	ND	0.0058	0.005	0.0026	0	0
	Propanil	µg/L						0	<0.03	ND	<0.3	ND	0.083	0.0825	0.078	0	0
	Propazine	µg/L	0.01					0	<0.01	ND	<0.01	ND	0.005	0.005	0	0	0
	Propham	µg/L						0	<0.05	ND	<0.5	ND	0.14	0.1375	0.13	0	0
	Propiconazole	µg/L						1	<0.01	0.119	0.119	0.119	0.046	0.03	0.053	0	0
	Propoxycarbazone-sodium	µg/L						0	<0.01	ND	<0.5	ND	0.095	0.0625	0.11	0	0
	Pursuit	µg/L						0	<0.01	ND	<0.1	ND	0.028	0.0275	0.026	0	0
	Pyriproxyfen	µg/L						0	<0.03	ND	<0.3	ND	0.083	0.0825	0.078	0	0
	Quinclorac	µg/L						0	<0.02	ND	<0.2	ND	0.055	0.055	0.052	0	0
	Quinoxifen	µg/L						0	<0.04	ND	<0.4	ND	0.11	0.11	0.1	0	0
	Savey	µg/L						1	<0.02	0.211	0.211	0.211	0.083	0.055	0.095	0	0
	Sethoxydim	µg/L						0	<0.02	ND	<0.2	ND	0.055	0.055	0.052	0	0
	Simazine	µg/L	0.01			1 <sup>#3</sup>	1 <sup>#3</sup>	0	<0.01	ND	<0.01	ND	0.005	0.005	0	0	0
	Tebuthiuron	µg/L						0	<0.02	ND	<0.2	ND	0.055	0.055	0.052	0	0

				Location													
				Sampled Date Time Sample Depth Avg													
				Arcadis GAC - Human Health - Residential	UK Drinking Water Standards	UK Estuaries and coastal waters EQS	UK Freshwater EQS										
Chem_Group	Analyte	Units	MDL					Number of Detects	Minimum Concentration	Minimum Detect	Maximum Concentration	Maximum Detect	Average Concentration	Median Concentration	Standard Deviation	Number of Guideline Exceedances	Number of Guideline
	Terbutryn	µg/L	0.01					1	<0.01	0.0171	0.027	0.027	0.0093	0.005	0.0085	0	0
	Terbutylazine	µg/L						0	<0.01	ND	<0.1	ND	0.028	0.0275	0.026	0	0
	Phosalone	µg/L	0.01					0	<0.01	ND	<0.03	ND	0.0061	0.005	0.0027	0	0
	Phosphamidon	µg/L	0.01					0	<0.01	ND	<0.03	ND	0.0058	0.005	0.0026	0	0
	Thiobencarb	µg/L						0	<0.01	ND	<0.1	ND	0.028	0.0275	0.026	0	0
	Thiophanate-methyl	µg/L						0	<0.03	ND	<0.3	ND	0.083	0.0825	0.078	0	0
	Triadimefon	µg/L	0.01					0	<0.01	ND	<0.03	ND	0.0058	0.005	0.0026	0	0
	Triadimenol	µg/L						0	<0.01	ND	<0.2	ND	0.04	0.0275	0.045	0	0
	Triallate	µg/L	0.01			0.25 <sup>#4</sup>	0.25 <sup>#4</sup>	0	<0.01	ND	<0.03	ND	0.0058	0.005	0.0026	0	0
	Triasulfuron	µg/L						0	<0.02	ND	<0.2	ND	0.055	0.055	0.052	0	0
	Tributyl phosphate	µg/L	0.1			50 <sup>#4</sup>	50 <sup>#4</sup>	0	<0.1	ND	<0.1	ND		0.05		0	0
	Triclopyr	µg/L	0.03					2	<0.03	0.04	<0.9	0.08	0.074	0.015	0.11	0	0
	Triclosan	µg/L						0	<0.5	ND	<5.4	ND	1.7	1.875	1.1	0	0
	Trifluralin	µg/L	0.01			0.03 <sup>#3</sup>	0.03 <sup>#3</sup>	0	<0.01	ND	<0.03	ND	0.0058	0.005	0.0026	0	0
	Tebuconazole	µg/L						1	<0.01	6.03	6.03	6.03	1.5	0.0275	3	0	0
	Telodrin	µg/L	0.01					0	<0.01	ND	<0.01	ND	0.005	0.005	0	0	0
	Triazophos	µg/L	0.01			0.005 <sup>#4</sup>	0.005 <sup>#4</sup>	0	<0.01	ND	<0.03	ND	0.0058	0.005	0.0026	18	0
	Tricyclazole	µg/L						0	<0.01	ND	<0.1	ND	0.028	0.0275	0.026	0	0
Surrogate	Surrogate Value	%						59	50	50	115	115	77	76	16	0	0
SVOC TIC	SVOC TICS - Detect	Detect						67	0	1	1	1	0.31	0	0.47	0	0
	SVOC Tentatively Identified Compounds	µg/L	10					21	<10	14.3	50500	50500	3014	20	8892	0	0
VOC TIC	VOC TICS - Detect	Detect						67	0	1	1	1	0.21	0	0.41	0	0
	VOC Tentatively Identified Compounds	µg/l	10					14	<10	36	<1000	760	67	5	156	0	0
NA	Potassium Perfluoropentane-1-Sulphonate	µg/L	0.002					0	<0.002	ND	<0.005	ND	0.0016	0.001	0.00082	0	0
Other	Temperature	°C						67	17.9	17.9	19.7	19.7	19	19.1	0.42	0	0
	Biochemical Oxygen Demand (5-day test)	µg/L	1000					72	<1000	2500	783400	783400	86692	18100	139783	0	0
	Redox	mV						59	-134	ND	239	239	88	130	96	0	0
	Salinity (no units)	PSS-78						20	3.55	3.55	14	14	6.4	4	3.5	0	0
	Conductivity @ 25°C	mS/cm	0.01					99	<0.01	0.94	30.4	30.4	10	9.35	7.4	0	0
	Conductivity @ 20°C	µS/cm	5					108	857	857	30800	30800	8937	6480	6777	0	0



				Location													
				Sampled Date Time Sample Depth Avg													
				Arcadis GAC - Human Health - Residential	UK Drinking Water Standards	UK Estuaries and coastal waters EQS	UK Freshwater EQS										
Chem_Group	Analyte	Units	MDL	Number of Detects	Minimum Concentration	Minimum Detect	Maximum Concentration	Maximum Detect	Average Concentration	Median Concentration	Standard Deviation	Number of Guideline Exceedances	Number of Guideline				
	Total Dissolved Solids (Filtered)	mg/L	5														
	Biological Oxygen Demand	mg/L	1														
	Chemical Oxygen Demand	mg/L	5														
	Dissolved Organic Carbon (Filtered)	µg/L	200														
	6:2 Fluorotelomer Sulfonate (6:2 FTS)	µg/L	0.002														
	pH (Lab)	pH_Units	0		6.5-9.5 <sup>#1</sup>	6-8.5(MAC) <sup>#53</sup>	6-9(MAC) <sup>#53</sup>	201	5.7	5.7	12.4	12.4	7.8	7.37	1.3	37	37
	Salinity	ppt (thousand)	0.1														

**Legend**

36.2	Results exceeds GAC.
<50	Results MDL is greater than GAC.
-	Determinand has not been tested for.

**Notes**

A range is given where a determinand has been analysed for by more than one method.

### Environmental Standards Comments

- #1:NVP - No vapour pathway. Contaminant has only a low vapour pressure in groundwater.
- #2:Water Supply (Water Quality) Regulations 2016.
- #3:Water Framework Directive (Standards and Classification) Directions (England and Wales) 2015.
- #4:Operational Targets and EQS. EA, April 2018
- #5:Water Framework Directive (Standards & Classification) Directions (England & Wales) 2015. Dissolved fraction.
- #6:Water Framework Directive (Standards & Classification) Directions (England & Wales) 2015. Dissolved fraction. Lowest criteria presented (<40mg/l of CaCO<sub>3</sub>). See 'further assessment' if criteria exceeded and hardness (CaCO<sub>3</sub>) data available.
- #7:Water Framework Directive (Standards and Classification) Directions (England and Wales) 2015. Dissolved Fraction. If hexavalent chromium (CrVI) data is available, a value of 4.7µg/l may be appropriate for the remaining trivalent chromium (CrIII).
- #8:Operational Targets and EQS. EA, April 2018. Dissolved fraction.
- #9:Water Framework Directive (Standards and Classification) Directions (England and Wales) 2015. Dissolved Fraction. If DOC >1mg/l then a higher criteria applies  $[3.76+(2.677x((DOC/2)-0.5))]$
- #10:Water Framework Directive (Standards & Classification) Directions (England & Wales) 2015. Dissolved & bioavailable (bio) fraction plus background. M-BAT tool to assess: <http://wfd.uk.org/resources/rivers-lakes-metal-bioavailability-assessment-tool-m-bat>
- #11:Water Framework Directive (Standards & Classification) Directions (England & Wales) 2015. Bioavailable (bio) fraction. M-BAT tool to assess: <http://wfd.uk.org/resources/rivers-lakes-metal-bioavailability-assessment-tool-m-bat>
- #12:GAC presented is for elemental mercury. If the CSM indicates that elemental mercury is not a CoC and mercury is present in an inorganic form, no vapour pathway (NVP) is present.
- #13:Water Framework Directive (Standards and Classification) Directions (England and Wales) 2015. Dissolved Fraction. MAC adopted in absence of AA value.
- #14:Guidelines for Drinking-water Quality, 4th Edition. WHO, 2011. Based on taste rather than a formal guideline.
- #15:Operational Targets and EQS. EA, April 2018. Dissolved plus ambient background concentration. For saltwater, an Ambient Background Concentration of 1.1 µg/l has been used.
- #16:Water Framework Directive (Standards and Classification) Directions (England and Wales) 2015. Indicator of 'good' status (90%ile) - Ammonia standard for lakes and rivers (total ammonia as nitrogen).
- #17:Operational Targets and EQS. EA, April 2018. Dissolved fraction. Lowest criteria presented (<50 mg/l CaCO<sub>3</sub>). See 'further assessment' values if criteria exceeded and hardness (CaCO<sub>3</sub>) data available.
- #18:Water Supply (Water Quality) Regulations 2016. As NO<sub>3</sub>.
- #19:Water Supply (Water Quality) Regulations 2016. As SO<sub>4</sub>.
- #20:>SOL - Target acceptable risk not exceeded at theoretical solubility concentration
- #21:Water Supply (Water Quality) Regulations 2016. Value of 0.1µg/l for PAH split between four individual PAH. Requires summation of benzo(b)fluoranthene, benzo(k)fluoranthene, benzo(ghi)perylene and indeno(123cd)pyrene to use 0.1µg/l value.
- #22:Water Framework Directive (Standards and Classification) Directions (England and Wales) 2015. Benzo(a)pyrene can be considered as a marker for other PAH for comparison with the corresponding AA-EQS in water.
- #23:NR - No appropriate inhalation reference dose identified during review of toxicological data
- #24:na - Comprises multiple contaminants - no GAC derived
- #25:No UK DWS for total petroleum hydrocarbons (TPH), or speciated TPH fractions. A value of 10 µg/l is adopted for sum TPH based on the rescinded Private Water Supply Regulations, 1991.
- #26:No UK EQS for total petroleum hydrocarbons (TPH), or speciated TPH fractions. A value of 50 µg/l is adopted for sum TPH protection of surface water based on 50µg/l-1000µg/l (Surface Waters (Abstraction for Drinking Water) Regulations 1989).
- #27:Guidelines for Drinking-water Quality, 4th Edition. WHO, 2011
- #28:Proposed Environmental Quality Standard, in absence of legislative standard (Ayscough et al., 2002). [https://assets.publishing.service.gov.uk/government/uploads/system/uploads/attachment\\_data/file/291223/sp2-115-tr4-e-e.pdf](https://assets.publishing.service.gov.uk/government/uploads/system/uploads/attachment_data/file/291223/sp2-115-tr4-e-e.pdf)
- #29:Criteria derived for sum xylenes split between isomers. Requires summation of m,p & o isomers to use sum xylenes criteria.
- #30:Guidelines for Drinking-water Quality, 4th Edition. WHO, 2011. Value of 500µg/l for sum xylenes split between isomers. Requires summation of m,p & o isomers to use 500µg/l value.

#31:Operational Targets and EQS. EA, April 2018. Value of 30µg/l for sum xylenes split between isomers. Requires summation of m,p & o isomers to use 30µg/l value.

#32:The taste and odour threshold of 15µg/l is commonly adopted as a guide.

#33:The taste and odour threshold of 15µg/l is commonly adopted as a guide. In situations where there is no risk to a drinking water supply or aquifer, a PNEC value of 2,600µg/l may be used.

#34:Water Framework Directive (Standards and Classification) Directions (England and Wales) 2015. Value of 140µg/l for tetrachloroethane split between 2 isomers. Requires summation of 2 isomers to use 140µg/l value.

#35:Guidelines for Drinking-water Quality, 4th Edition. WHO, 2011. In Scotland a value of 200µg/l is used (WAT-PS-10-01).

#36:US EPA Regional Screening Levels, May 2019. <https://www.epa.gov/risk/regional-screening-levels-rsls-generic-tables>

#37:Guidelines for Drinking-water Quality, 4th Edition. WHO, 2011. In Scotland a value of 7µg/l is used (WAT-PS-10-01).

#38:Water Supply (Water Quality) Regulations 2016. Value of 100µg/l for sum trihalomethanes split between individual compounds. Requires summation of chloroform, bromoform, chlorodibromomethane and bromodichloromethane to use 100µg/l value.

#39:Guidelines for Drinking-water Quality, 4th Edition. WHO, 2011. Value of 50µg/l for sum cis & trans-DCE split between isomers. Requires summation of cis & trans-DCE isomers to use 50µg/l value.

#40:Water Supply (Water Quality) Regulations 2016. Value of 10µg/l for sum of TCE & PCE split between individual compounds. Requires summation of TCE & PCE to use 10µg/l value.

#41:Water Framework Directive (Standards and Classification) Directions (England and Wales) 2015. Value of 0.4µg/l for sum isomers split between 3 isomers. Requires summation of isomers to use 0.4µg/l value.

#42:Water Framework Directive (Standards and Classification) Directions (England and Wales) 2015. Value of 20µg/l for sum isomers split between 3 isomers. Requires summation of isomers to use 20µg/l value.

#43:Position statement (WAT-PS-10-01), SEPA August 2014.

#44:Tier 2. DWI, Jan 21. Guidance on the Water Supply (Water Quality) Regulations 2016 specific to PFOS (perfluorooctane sulphonate) and PFOA (perfluorooctanoic acid) concentrations in drinking water.

#45:Water Framework Directive (Standards and Classification) Directions (England and Wales) 2015 for PFOS and its derivatives.

#46:Water Framework Directive (Standards and Classification) Directions (England and Wales) 2015. Value of 0.025µg/l for sum DDT isomers split between 4 isomers. Requires summation of 4 isomers to use 0.025µg/l value.

#47:Water Framework Directive (Standards and Classification) Directions (England and Wales) 2015. Value of 0.005µg/l for sum isomers split between 4 isomers. Requires summation of isomers to use 0.005µg/l value.

#48:Water Framework Directive (Standards and Classification) Directions (England and Wales) 2015. Value of 0.01µg/l for sum isomers split between 4 isomers. Requires summation of isomers to use 0.01µg/l value.

#49:Water Framework Directive (Standards and Classification) Directions (England and Wales) 2015. Relates to p,p-DDT (CAS 50-29-3)

#50:Operational Targets and EQS. EA, April 2018. Maximum Allowable Concentration (MAC) adopted in absence of Annual Average (AA) value.

## Annex B-E Human health groundwater GAC values and derivation

INTERNALLY DERIVED GENERIC ASSESSMENT CRITERIA FOR GROUNDWATER	
- RESIDENTIAL END USE -	
Compound	Human Health - Residential (Low Density)
	Site resident - Inhalation
	µg/l
Benzene	910
Toluene	>SOL
Ethylbenzene	5.50E+04
Xylenes	4.50E+04
MTBE	3.90E+05
ETBE	3.70E+04
TBA	1.20E+06
Aliphatic >C5-6	>SOL
Aliphatic>C6-8	>SOL
Aliphatic>C8-10	>SOL
Aliphatic>C10-12	>SOL
Aliphatic>C12-16	>SOL
Aliphatic>C16-35	NR
Aromatic >C5-C7 (as benzene)	910
Aromatic >C7-C8 (as toluene)	>SOL
Aromatic >C8-10	8900
Aromatic >C10-12	8000
Aromatic >C12-16	>SOL
Aromatic >C16-21	NR
Aromatic >C21-35	NR
TPH	na
Naphthalene	3900
Acenaphthylene	>SOL
Acenaphthene	>SOL
Fluorene	>SOL
Phenanthrene	>SOL
Anthracene	>SOL
Fluoranthene	>SOL
Pyrene	>SOL
Benzo(a)anthracene	>SOL
Chrysene	>SOL
Benzo(b)fluoranthene	>SOL
Benzo(k)fluoranthene	>SOL
Benzo(a)pyrene	>SOL
Indeno(123cd)pyrene	>SOL
Dibenzo(ah)anthracene	>SOL
Benzo(ghi)perylene	>SOL
Dichloroethane (1,1)	3.00E+04
Dichloroethane (1,2)	63
Trichloroethane (111)	2.70E+05
Dichloroethene (1,1)	1.40E+04
Dichloroethene (cis 1,2)	2200
Dichloroethene (trans 1,2)	7100
Trichloroethene	260
Tetrachloroethene	2700
Chloroform (Trichloromethane)	1.50E+04
Vinyl Chloride (chloroethene)	97
Chlorobenzene	2400
Phenol	1.20E+06
Arsenic (inorganic)	NVP
Barium	NVP
Boron	NVP
Cadmium	NVP
Chromium (as VI)	NVP
Chromium (as III)	NVP
Copper	NVP
Lead	NVP
Mercury (inorganic)	NVP
Mercury (elemental)	9.7
Mercury (methylated)	1.90E+04
Molybdenum	NVP
Nickel	NVP
Selenium	NVP
Zinc	NVP

Notes:  
>SOL  
NR  
na  
NVP

Target acceptable risk not exceeded at theoretical solubility concentration  
No appropriate inhalation reference dose identified during review of toxicological data  
Comprises multiple contaminants - no GAC derived  
Contaminant has low vapour pressure in groundwater

**SUMMARY**

The purpose of this document is to describe the general principles adopted in the derivation of the Arcadis' Generic Assessment Criteria (GAC). The document and associated GAC underpins the generic quantitative risk assessments Arcadis undertakes for its clients and is not intended for any other use or use by others. Guidance has been provided by the EA to aid development of GAC which are appropriate for a typical England or Wales site, incorporating conservatism where warranted. Arcadis has used the EA guidance to develop in-house GAC to aid assessment of land contamination sites. In particular, to assess risks to human health receptors from chronic health effects from groundwater. The following non-statutory technical guidance has been referred to in deriving the GAC.

- EA Science Reports SC050021/SR2, SC050021/SR3 and SC050021/SR7.
- Related Toxicity and Soil Guideline Value reports
- SP1010: Development of Category 4 Screening Levels for Assessment of Land Affected by Contamination

The GAC used within this report have been derived for "low density residential end use". Low density residential end use assumes small terraced houses without basements, which may include gardens and/or other open areas.

Arcadis has undertaken environmental works on hundreds of potentially contaminated sites across the UK. The typical shallow geology encountered comprises granular soils or made ground, with a low organic matter content. As such, Arcadis has taken the decision to derive in-house GAC for a *sand* rather than sandy loam soil-type used by the EA to derive Soil Guideline Values, with an organic matter content of 0.34% (fraction of organic carbon content 0.002, typical of many sites).

To derive Human Health GAC (HH-GAC), the following exposure pathways are considered active for potential groundwater on-site exposures:

Site End-Use	On-Site Pathways
Low Density Residential (0-6 year old female child)	<ul style="list-style-type: none"> <li>• Inhalation of vapours outside from a groundwater source</li> <li>• Inhalation of vapours inside from a groundwater source</li> </ul>

The following modelling tools have been utilised in the derivation of the GAC:

HH-GAC: RBCA Toolkit v2.6

Example model inputs are presented in the following tables.

	Air-water partition co-efficient		Diffusion co-efficient in air		Diffusion co-efficient in water		Relative molecular mass		Vapour pressure		Water solubility		Koc	Notes
	cm <sup>3</sup> cm <sup>3</sup>	Notes	m <sup>2</sup> s <sup>-1</sup>	Notes	m <sup>2</sup> s <sup>-1</sup>	Notes	g mol <sup>-1</sup>	Notes	Pa	Notes	mg L <sup>-1</sup>	Notes	Log (dimension)	
Benzene	1.16E-01	Science Report – SC050021/SR7	8.77E-06	Science Report – SC050021/SR7	6.64E-10	Science Report – SC050021/SR7	78.11	Science Report – SC050021/SR7	6.24E+03	Science Report – SC050021/SR7	1.78E+03	Science Report – SC050021/SR7	1.83E+00	Science Report – SC050021/SR7
Toluene	1.15E-01	Science Report – SC050021/SR7	7.78E-06	Science Report – SC050021/SR7	5.88E-10	Science Report – SC050021/SR7	92.14	Science Report – SC050021/SR7	1.73E+03	Science Report – SC050021/SR7	5.90E+02	Science Report – SC050021/SR7	2.31E+00	Science Report – SC050021/SR7
Ethylbenzene	1.39E-01	Science Report – SC050021/SR7	7.04E-06	Science Report – SC050021/SR7	5.31E-10	Science Report – SC050021/SR7	106.17	Science Report – SC050021/SR7	5.53E+02	Science Report – SC050021/SR7	1.80E+02	Science Report – SC050021/SR7	2.65E+00	Science Report – SC050021/SR7
Sum xylenes	1.04E-01	Average for three xylenes	7.03E-06	Average for three xylenes	5.3E-10	Average for three xylenes	106.17	Average for three xylenes	4.52E+02	Average for three xylenes	1.91E+02	Average for three xylenes	2.66E+00	Average for three xylenes
MTBE	2.04E-02	Literature review	7.10E-06	Literature review	9.00E-10	Literature review	88.17	Literature review	3.45E+04	Literature review	4.80E+04	Literature review	1.08E+00	Literature review
Aliphatic >C5-6	3.40E+01	TPHCWG	1.00E-05	Literature review	0.000000001	Literature review	81	Literature review	3.60E+04	Literature review	3.60E+01	Literature review	2.90E+00	Literature review
Aliphatic >C6-8	5.10E+01	TPHCWG	1.00E-05	Literature review	0.000000001	Literature review	100	Literature review	6.40E+03	Literature review	5.40E+00	Literature review	3.60E+00	Literature review
Aliphatic >C8-10	8.20E+01	TPHCWG	1.00E-05	Literature review	0.000000001	Literature review	130	Literature review	6.40E+02	Literature review	4.30E-01	Literature review	4.51E+00	Literature review
Aliphatic >C10-12	1.30E+02	TPHCWG	1.00E-05	Literature review	0.000000001	Literature review	160	Literature review	6.50E+01	Literature review	3.40E-02	Literature review	5.40E+00	Literature review
Aliphatic >C12-16	5.40E+02	TPHCWG	1.00E-05	Literature review	0.000000001	Literature review	200	Literature review	4.80E+00	Literature review	7.60E-04	Literature review	6.70E+00	Literature review
Aliphatic >C16-35	6.40E+03	TPHCWG	1.00E-05	Literature review	0.000000001	Literature review	270	Literature review	7.70E-01	Literature review	1.30E-06	Literature review	9.00E+00	Literature review
Aromatic >C8-10	4.90E-01	TPHCWG	1.00E-05	Literature review	0.000000001	Literature review	120	Literature review	6.40E+02	Literature review	6.50E+01	Literature review	3.20E+00	Literature review
Aromatic >C10-12	1.40E-01	TPHCWG	1.00E-05	Literature review	0.000000001	Literature review	130	Literature review	6.40E+01	Literature review	2.50E+01	Literature review	3.40E+00	Literature review
Aromatic >C12-16	5.40E-02	TPHCWG	1.00E-05	Literature review	0.000000001	Literature review	150	Literature review	4.80E+00	Literature review	5.80E+00	Literature review	3.70E+00	Literature review
Aromatic >C16-21	1.30E-02	TPHCWG	1.00E-05	Literature review	0.000000001	Literature review	190	Literature review	7.70E-01	Literature review	5.10E-01	Literature review	4.20E+00	Literature review
Aromatic >C21-35	6.80E-04	TPHCWG	1.00E-05	Literature review	0.000000001	Literature review	240	Literature review	4.40E-04	Literature review	6.60E-03	Literature review	5.11E+00	Literature review

Chemical Name	Chemical Type	Oral HCV						Inhalation HCV						Combine oral and Inhalation AC	Oral MDI for adults		Inhalation MDI for adults	
		Type	µg kg <sup>-1</sup> BW day <sup>-1</sup>	Notes	Oral exposure	Dermal exposure	Inhalation exposure	Type	µg kg <sup>-1</sup> BW day <sup>-1</sup>	Notes	Oral exposure	Dermal exposure	Inhalation exposure		µg kg <sup>-1</sup> BW day <sup>-1</sup>	Notes	µg kg <sup>-1</sup> BW day <sup>-1</sup>	Notes
Benzene	organic	ID	2.90E-01	UK TOX (March 2009)	Yes	Yes	No	ID	1.40E+00	UK TOX (March 2009)	No	No	Yes	Yes	NR	NA	NR	NA
Toluene	organic	TDI	2.23E+02	UK TOX (March 2009)	Yes	Yes	No	TDI	1.40E+03	UK TOX (March 2009)	No	No	Yes	Yes	1.00E+01	UK TOX (March 2009)	5.20E+02	UK TOX (March 2009)
Ethylbenzene	organic	TDI	1.00E+02	UK TOX (March 2009)	Yes	Yes	No	TDI	7.43E+01	Literature review	No	No	Yes	Yes	5.00E+00	UK TOX (March 2009)	1.30E+02	UK TOX (March 2009)
Sum xylenes	organic	TDI	1.80E+02	UK TOX (March 2009)	Yes	Yes	No	TDI	6.00E+01	UK TOX (March 2009)	No	No	Yes	Yes	1.10E+01	UK TOX (March 2009)	1.40E+02	UK TOX (March 2009)
MTBE	organic	TDI	8.60E+02	Literature review	Yes	Yes	No	TDI	8.60E+02	Literature review	No	No	Yes	Yes	3.00E+01	EU Risk Assessment Report	1.89E+02	EU Risk Assessment Report
Aliphatic>C5-6	organic	TDI	5.00E+03	TPHCWG	Yes	Yes	No	TDI	5.26E+03	TPHCWG	No	No	Yes	Yes	3.50E+05	TDI x 70kg (MDI unknown)	3.68E+05	TDI x 70kg (MDI unknown)
Aliphatic>C6-8	organic	TDI	5.00E+03	TPHCWG	Yes	Yes	No	TDI	5.26E+03	TPHCWG	No	No	Yes	Yes	3.50E+05	TDI x 70kg (MDI unknown)	3.68E+05	TDI x 70kg (MDI unknown)
Aliphatic>C8-10	organic	TDI	1.00E+02	TPHCWG	Yes	Yes	No	TDI	2.70E+02	TPHCWG	No	No	Yes	Yes	7.00E+03	TDI x 70kg (MDI unknown)	1.89E+04	TDI x 70kg (MDI unknown)
Aliphatic>C10-12	organic	TDI	1.00E+02	TPHCWG	Yes	Yes	No	TDI	2.70E+02	TPHCWG	No	No	Yes	Yes	7.00E+03	TDI x 70kg (MDI unknown)	1.89E+04	TDI x 70kg (MDI unknown)
Aliphatic>C12-16	organic	TDI	1.00E+02	TPHCWG	Yes	Yes	No	TDI	2.70E+02	TPHCWG	No	No	Yes	Yes	7.00E+03	TDI x 70kg (MDI unknown)	1.89E+04	TDI x 70kg (MDI unknown)
Aliphatic>C16-35	organic	TDI	2.00E+03	TPHCWG	Yes	Yes	No	NR			NR	NR	NR	NR	1.40E+05	TDI x 70kg (MDI unknown)		
Aromatic >C8-10	organic	TDI	4.00E+01	TPHCWG	Yes	Yes	No	TDI	5.50E+01	TPHCWG	No	No	Yes	Yes	2.80E+03	TDI x 70kg (MDI unknown)	3.85E+03	TDI x 70kg (MDI unknown)
Aromatic >C10-12	organic	TDI	4.00E+01	TPHCWG	Yes	Yes	No	TDI	5.50E+01	TPHCWG	No	No	Yes	Yes	2.80E+03	TDI x 70kg (MDI unknown)	3.85E+03	TDI x 70kg (MDI unknown)
Aromatic >C12-16	organic	TDI	4.00E+01	TPHCWG	Yes	Yes	No	TDI	5.50E+01	TPHCWG	No	No	Yes	Yes	2.80E+03	TDI x 70kg (MDI unknown)	3.85E+03	TDI x 70kg (MDI unknown)
Aromatic >C16-21	organic	TDI	3.00E+01	TPHCWG	Yes	Yes	No	NR			NR	NR	NR	NR	2.10E+03	TDI x 70kg (MDI unknown)		
Aromatic >C21-35	organic	TDI	3.00E+01	TPHCWG	Yes	Yes	No	NR			NR	NR	NR	NR	2.10E+03	TDI x 70kg (MDI unknown)		



**PHYSICAL PROPERTIES**

		<b>Residential Land Use</b>	<b>Source</b>
<b>Soil type</b>	na	Sand	Professional experience
<b>Porosity (total)</b>	cm <sup>3</sup> cm <sup>-3</sup>	0.54	SC050021/SR3
<b>Porosity (air-filled)*</b>	cm <sup>3</sup> cm <sup>-3</sup>	0.30	SC050021/SR3
<b>Porosity (water-filled)*</b>	cm <sup>3</sup> cm <sup>-3</sup>	0.24	SC050021/SR3
<b>Capillary fringe porosity (air-filled)</b>	cm <sup>3</sup> cm <sup>-3</sup>	0.01	Literature value
<b>Capillary fringe porosity (water-filled)</b>	cm <sup>3</sup> cm <sup>-3</sup>	0.53	Literature value
<b>Thickness of capillary fringe</b>	m	0.1	Literature value
<b>Residual soil water content</b>	cm <sup>3</sup> cm <sup>-3</sup>	0.07	SC050021/SR3
<b>Saturated hydraulic conductivity</b>	cm s <sup>-1</sup>	7.36E-03	SC050021/SR3
<b>van Genuchten shape parameter</b>	dimensionless	3.51E-01	SC050021/SR3
<b>Bulk density</b>	g cm <sup>-3</sup>	1.18	SC050021/SR3
<b>Soil organic matter content</b>	%	0.34	Professional experience
<b>Threshold value of wind speed at 10m</b>	m s <sup>-1</sup>	7.20	SC050021/SR3
<b>Ambient soil temperature</b>	K	283	SC050021/SR3
<b>Mean annual windspeed (10m)</b>	m s <sup>-1</sup>	5.00	SC050021/SR3
<b>Air dispersion factor at 0.8m</b>	g m <sup>-2</sup> s <sup>-1</sup> per kg m <sup>-3</sup>	2400.0	SC050021/SR3
<b>Air dispersion factor at 1.6m</b>	g m <sup>-2</sup> s <sup>-1</sup> per kg m <sup>-3</sup>	0.0	SC050021/SR3
<b>Depth to groundwater (RBCA)</b>	m	1	Assumption
<b>Aquifer type</b>	na	not required	Assumption
<b>Source width</b>	m	40	Likely worst-case
<b>Source length</b>	m	40	Likely worst-case

Notes:

\* Assumed to be present in foundation cracks when modelling in RBCA Toolkit

<b>BUILDING PROPERTIES</b>			
		<b>Residential</b>	<b>Source</b>
<b>Building footprint</b>	m <sup>2</sup>	2.80E+01	SC050021/SR3
<b>Living space air exchange rate</b>	hr <sup>-1</sup>	0.50	SC050021/SR3
<b>Living space height (above ground)</b>	m	4.8	SC050021/SR3
<b>Living space height (below ground)</b>	m	0.0	SC050021/SR3
<b>Pressure difference</b>	Pa	3.1	SC050021/SR3
<b>Foundation thickness</b>	m	1.50E-01	SC050021/SR3
<b>Floor crack area</b>	cm <sup>2</sup>	4.23E+02	SC050021/SR3
<b>Dust loading factor</b>	µg m <sup>-3</sup>	6.00E+01	SC050021/SR3

RBCA Toolkit EXPOSURE DATA		Age Class
		0-6
Averaging time	yrs	6
Body weight	kg	13.3
Exposure duration	yrs	6
Averaging time (vapour flux)	yrs	6
Exposure frequency (indoors)*	days yr-1	365
Exposure frequency (outdoors)*	days yr-1	16.8

Notes:

Time-weighted average used for 0-6 year old female child

\* RBCA Toolkit compares an acceptable air concentration to a predicted air concentration. Only the exposure frequency can be modified (i.e. inhalation rate, time exposed cannot). As such, the TDSI (or ID) was converted to an acceptable indoor air concentration using the time-weighted properties for a 0-6 year old female child as defined within the Category 4 Screening Levels. The exposure frequency for other scenarios was modified to account for the differing exposure scenarios for the remaining pathways, to be equivalent to modifying the inhalation rate and time exposed.

## Annex B-F Sediment screening results

		Field ID	GS07001-X-0.00-ES-200110	GS07002-X-0.00-ES-200110	GS07003-X-0.00-ES-200110	GS07004-X-0.20-ES-191022	GS07006-X-0.00-ES-200110	GS07007-X-0.20-ES-191016	GS07008-X-0.20-ES-191016	
		Location Code	GS07001	GS07002	GS07003	GS07004	GS07006	GS07007	GS07008	
		Sample Depth Range	0	0	0	0.2	0	0.2	0.2	
		Sampled Date	10/01/2020	10/01/2020	10/01/2020	22/10/2019	10/01/2020	16/10/2019	16/10/2019	
		Matrix Description	LQM S4UL Public Open Space (POS) Residential - 1% SOM							
Chem Group	ChemName	output unit	EQL							
Metals	Antimony	mg/kg	0.1	1.3	1.1	59.1	1.8	72.4	0.9	
	Arsenic	mg/kg	0.3	18	18	30.3	12.8	23.1	18.1	
	Boron	mg/kg	0.5	79	11.9	40.7	9.9	36.8	7.7	
	Cadmium	mg/kg	0.1	21000	0.32	9.3	0.39	24.96	0.38	
	Chromium (hexavalent)	mg/kg	0.1	7.7	<0.1	<0.1	<0.1	<0.1	<0.1	
	Chromium	mg/kg	0.5	#1	48.7	90.7	29.2	44.5	44.2	
	Cobalt	mg/kg	0.1	-	-	-	-	-	-	
	Copper	mg/kg	0.5	12000	40.9	37.4	580	30.9	507.4	
	Lead	mg/kg	0.5	630#2	72.8	64.5	1219	47.8	2326	
	Mercury	mg/kg	0.1	-	0.47	0.4	1.99	<0.1	14.03	
	Molybdenum	mg/kg	0.5	-	0.8	0.8	5.6	<0.5	3.8	
	Nickel	mg/kg	0.5	220#4	31.9	30.3	88.6	24.5	133.5	
	Selenium	mg/kg	0.5	-	<0.5	<0.5	0.7	0.8	1.1	
	Vanadium	mg/kg	0.6	-	68.1	70.3	58.3	51.3	53.5	
Zinc	mg/kg	3	81000	156.6	148.9	2936	194.4	1207		
Asbestos	Asbestos Quantification Total	%	0.001	-	-	-	0.004	-	-	
	Asbestos ID (Stage 1)	Detect		1	1	1	1	1	1	
Inorganics	Cyanide (Free)	mg/kg	0.5	<0.5	<0.5	<0.5	<0.5	<0.5	<0.5	
	Cyanide Total	mg/kg	0.5	<0.5	<0.5	<0.5	<0.5	<0.5	<0.5	
PAH	Naphthalene	mg/kg	0.08	4900	<0.08	<0.08	<0.08	<0.08	<0.08	
	Acenaphthene	mg/kg	0.08	15000	<0.08	<0.08	<0.08	<0.08	<0.08	
	Acenaphthylene	mg/kg	0.08	15000	<0.08	<0.08	<0.08	<0.08	<0.08	
	Fluoranthene	mg/kg	0.08	3100	0.12	<0.08	0.26	0.09	0.18	
	Anthracene	mg/kg	0.08	74000	<0.08	<0.08	<0.08	0.08	<0.08	
	Phenanthrene	mg/kg	0.08	3100	<0.08	<0.08	0.14	<0.08	0.29	
	Fluorene	mg/kg	0.08	9900	<0.08	<0.08	<0.08	<0.08	<0.08	
	Chrysene	mg/kg	0.08	57	<0.08	<0.08	0.19	<0.08	0.31	
	Pyrene	mg/kg	0.08	7400	0.1	<0.08	0.25	<0.08	0.49	
	Benzo(a)anthracene	mg/kg	0.08	29	<0.08	<0.08	0.15	<0.08	0.33	
	Benzo(b)fluoranthene	mg/kg	0.08	7.1	0.14	<0.08	0.33	<0.08	0.45	
	Benzo(k)fluoranthene	mg/kg	0.08	190	<0.08	<0.08	0.1	<0.08	0.15	
	Benzo(a)pyrene	mg/kg	0.08	5.7	0.1	<0.08	0.3	<0.08	0.39	
	Dibenz(a,h)anthracene	mg/kg	0.08	0.57	<0.08	<0.08	<0.08	<0.08	<0.08	
	Benzo(a,h,i)perylene	mg/kg	0.08	640	0.08	<0.08	0.24	<0.08	0.34	
	Indeno(1,2,3-c,d)pyrene	mg/kg	0.08	82	0.12	<0.08	0.3	<0.08	0.41	
	PAH 16 Total	mg/kg	1.28		<1.47	<1.28	<2.74	<1.29	<4.2	<1.33
TPH CWG	>C5-C6 Aliphatics	mg/kg	0.2	600000#5	<0.2	<0.2	<0.2	<0.2	<0.2	
	>C6-C7 Aliphatics	mg/kg	0.2	600000	<0.2	<0.2	<0.2	<0.2	<0.2	
	>C8-C8 Aliphatics	mg/kg	0.2	600000	<0.2	<0.2	<0.2	<0.2	<0.2	
	>C7-C8 Aliphatics	mg/kg	0.2		<0.2	<0.2	<0.2	<0.2	<0.2	
	>C8-C10 Aliphatics	mg/kg	0.2	13000	<0.2	<0.2	<0.2	<0.2	<0.2	
	>C10-C12 Aliphatics	mg/kg	4	13000	<4	<4	<4	<4	<4	
	>C12-C16 Aliphatics	mg/kg	4	13000	<4	<4	<4	<4	<4	
	>C16-C21 Aliphatics	mg/kg	4	125000#6	<4	<4	7.15	9.29	<4	
	>C21-C35 Aliphatics	mg/kg	8.75	125000#6	<8.76	<8.76	<8.76	10.1	95.3	
	>C8-C40 Aliphatics	mg/kg	20		<20	<20	22.8	119	22.8	
	>EC5-EC7 Aromatics	mg/kg	0.01	56000	<0.2	<0.2	<0.2	<0.1	<0.1	
	>EC7-EC8 Aromatics	mg/kg	0.01	56000	<0.2	<0.2	<0.2	<0.1	<0.1	
	>EC8-EC10 Aromatics	mg/kg	4	5000	<4	<4	<4	<4	<4	
	>EC10-EC12 Aromatics	mg/kg	4	5000	<4	<4	<4	<4	<4	
	>EC8-EC40 Aromatics	mg/kg	20		<20	28	<20	92.6	40.9	
	>EC12-EC16 Aromatics	mg/kg	4	5100	<4	<4	<4	5.64	<4	
	>EC16-EC21 Aromatics	mg/kg	4	3800	<4	<4	<4	55.5	5.14	
	>EC21-EC35 Aromatics	mg/kg	8.75	3800	11.9	21.2	11.1	21.5	30.4	
	TPH	>C5-C6	mg/kg	0.2		<0.2	<0.2	<0.2	<0.2	<0.2
		>C6-C7	mg/kg	0.2		<0.2	<0.2	<0.2	<0.2	<0.2
>C7-C8		mg/kg	0.2		<0.2	<0.2	<0.2	<0.2	<0.2	
>C8-C10		mg/kg	0.2		<0.2	<0.2	<0.2	<0.2	<0.2	
GR0		mg/kg	0.2		<0.2	<0.2	<0.2	<0.2	<0.2	
BTX and MTBE	Benzene	mg/kg	0.001	72	<0.001	<0.001	<0.001	<0.001	<0.001	
	Toluene	mg/kg	0.005	56000	<0.005	<0.005	<0.005	<0.005	<0.005	
	Ethylbenzene	mg/kg	0.01	24000	<0.01	<0.01	<0.01	<0.01	<0.01	
	Xylene (m & p)	mg/kg	0.004	41000#7	<0.004	<0.004	<0.004	<0.004	<0.004	
	Xylene (o)	mg/kg	0.002	41000	<0.002	<0.002	<0.002	<0.002	<0.002	
Xylene Total	mg/kg	0.03		<0.03	<0.03	<0.03	<0.03	<0.03		
PCB	PCB-110	mg/kg	-	-	-	-	-	-	-	
	PCB-128	mg/kg	-	-	-	-	-	-	-	
	PCB-141	mg/kg	-	-	-	-	-	-	-	
	PCB-149	mg/kg	-	-	-	-	-	-	-	
	PCB-151	mg/kg	-	-	-	-	-	-	-	
	PCB-158	mg/kg	-	-	-	-	-	-	-	
	PCB-170	mg/kg	-	-	-	-	-	-	-	
	PCB-18	mg/kg	-	-	-	-	-	-	-	
	PCB-183	mg/kg	-	-	-	-	-	-	-	
	PCB-187	mg/kg	-	-	-	-	-	-	-	
	PCB-194	mg/kg	-	-	-	-	-	-	-	
	PCB-31	mg/kg	-	-	-	-	-	-	-	
	PCB-44	mg/kg	-	-	-	-	-	-	-	
	PCB-49	mg/kg	-	-	-	-	-	-	-	
2,2,4,4-tetrachloro-1,1-Biphenyl	mg/kg	-	-	-	-	-	-	-		
2,3,4,4-tetrachloro-1,1-Biphenyl	mg/kg	-	-	-	-	-	-	-		
Hexachlorobiphenyl, 2,3,3,4,4,5- (PCB 156)	mg/kg	-	-	-	-	-	-	-		
PCB 101	mg/kg	-	-	-	-	-	-	-		

				Field_ID	GS07001-X-0.00-ES-200110	GS07002-X-0.00-ES-200110	GS07003-X-0.00-ES-200110	GS07004-X-0.20-ES-191022	GS07006-X-0.00-ES-200110	GS07007-X-0.20-ES-191016	GS07008-X-0.20-ES-191016
				Location Code	GS07001	GS07002	GS07003	GS07004	GS07006	GS07007	GS07008
				Sample Depth Range	0	0	0	0.2	0	0.2	0.2
				Sampled Date Time	10/01/2020	10/01/2020	10/01/2020	22/10/2019	10/01/2020	16/10/2019	16/10/2019
				Matrix Description	LQM S4UL Public Open Space (POS) Residential - 1% SOM						
Chem_Group	ChemName	output unit	EQL								
	PCB 118	mg/kg		-	-	-	-	-	-	-	-
	PCB 138	mg/kg		-	-	-	-	-	-	-	-
	PCB 153	mg/kg		-	-	-	-	-	-	-	-
	PCB 180	mg/kg		-	-	-	-	-	-	-	-
	PCB 28	mg/kg		-	-	-	-	-	-	-	-
	PCB 52	mg/kg		-	-	-	-	-	-	-	-
	Pentachlorobiphenyl, 2,3,3,4,4- (PCB 105)	mg/kg		-	-	-	-	-	-	-	-
Phenolics	Phenol Index	mg/kg	0.5	<0.5	<0.5	<0.5	<0.5	<0.5	<0.5	<0.5	<0.5
Organotins	Dibutyltin	mg/kg		-	-	-	-	-	-	-	-
	Monobutyltin	mg/kg		-	-	-	-	-	-	-	-
	Tributyltin	mg/kg		-	-	-	-	-	-	-	-
Pesticides	DDT	mg/kg		-	-	-	-	-	-	-	-

Field ID	Location Code	Sample Depth	Range	GS07001-X-0.00-ES-200110	GS07002-X-0.00-ES-200110	GS07003-X-0.00-ES-200110	GS07004-X-0.20-ES-191022	GS07006-X-0.00-ES-200110	GS07007-X-0.20-ES-191016	GS07008-X-0.20-ES-191016
				GS07001	GS07002	GS07003	GS07004	GS07006	GS07007	GS07008
				0	0	0	0.2	0	0.2	0.2
				10/01/2020	10/01/2020	10/01/2020	22/10/2019	10/01/2020	16/10/2019	16/10/2019
				Matrix Description						
				LQM S4UL Public Open Space (POS) Residential - 1% SOM						
Chem Group	ChemName	output unit	EQL							
Other	% Stones >4mm	%		0	0	0	0	0	0	0
	Fraction of non-crushable material	%		0	0	0	0	0	0	0
	Moisture Content 105C	%	0.1	49.1	49.1	50.1	23.3	56.5	28.8	26.6
	pH (Lab)	pH Units		8.1	8	8.6	8.1	7.5	8.1	7.2
	Stone Content	%	0.1	0	0	0	0	3.1	0	0
	Total Organic Carbon	%	0.02	2.71	2.18	5.7	3.67	10.7	2.99	2.78

**Env Stds Comments**  
#1:GAC is only presented as speciated chromium. 7.7mg/kg is used for hexavalent. If hexavalent chromium (Cr(VI)) data is available, a value of 1,500mg/kg may be appropriate for the remaining trivalent chromium (Cr(III)).  
#2:CASL for lead adopted  
#3:GAC only presented as speciated mercury. 16mg/kg is used for elemental mercury. If the CSM indicates that elemental mercury is not a CoC and mercury is present in an inorganic form, a value of 120mg/kg for inorganic mercury may be appropriate  
#4:Updated S4UL for nickel  
#5:S4UL exceeds solubility saturation limit  
#6:Criteria derived for Al>C16-C35 split between Al>C16-21 & Al>C21-35. Requires summation of fractions to use Al>C16-C35 criteria.  
#7:Criteria presented is for p-xylene. A separate value is presented for o-xylene.

**Legend**  
36.2 Results exceeds GAC.  
<50 Results MDL is greater than GAC.  
- Determinand has not been tested for.

**Notes**  
A range is given where a determinand has been analysed for by more than one method.

Field ID		GS07009-X-0.20-ES-191015		GS07010-X-0.20-ES-191015		GS07011-X-0.20-ES-191015		GS07012-X-0.20-ES-191015		GS07013-X-0.20-ES-191015		GS07014-X-0.20-ES-191015		GS07015-X-0.20-ES-191015		
Location Code		GS07009		GS07010		GS07011		GS07012		GS07013		GS07014		GS07015		
Sample Depth Range		0.2		0.2		0.2		0.2		0.2		0.2		0.2		
Sampled Date		15/10/2019		15/10/2019		15/10/2019		31/10/2019		31/10/2019		31/10/2019		17/10/2019		
Matrix Description		LQM S4UL Public Open Space (POS) Residential - 1% SOM														
Chem Group	ChemName	output unit	EQL													
Metals	Antimony	mg/kg	0.1		5.8	0.7	4.7	1	2	1	0.5					
	Arsenic	mg/kg	0.3	79	28.2	23.1	14	12.8	7.3	13.6	45.1	32	16.3			
	Boron	mg/kg	0.5	21000	5.6	16.2	55.7	14	163	7.7	4.6					
	Cadmium	mg/kg	0.1	120	1.61	0.19	0.79	0.36	0.38	0.29	0.26					
	Chromium (hexavalent)	mg/kg	0.1	7.7	<0.1	<0.1	<0.1	0.2	<0.1	0.1	<0.1					
	Chromium	mg/kg	0.5	#1	43.1	38.7	33.9	38	18.8	39.1						
	Cobalt	mg/kg	0.1	-	-	-	19.4	-	-	-	-					
	Copper	mg/kg	0.5	12000	20.5	13.9	67.7	21.4	32.1	20.4	16.9					
	Lead	mg/kg	0.5	630#2	38.1	23.2	64.8	40.6	53.6	45.1	32					
	Mercury	mg/kg	0.1	<0.1	<0.1	<0.1	0.13	<0.1	0.13	0.11	0.12					
	Molybdenum	mg/kg	0.5		1.2	2.2	83.4	4.6	83.9	1.8	0.9					
	Nickel	mg/kg	0.5	220#4	28.2	34.4	35.1	28.5	21.1	29.9	28.9					
	Selenium	mg/kg	0.5	1100	1.1	1.2	5.3	1.5	5	1.7	1.1					
	Vanadium	mg/kg	0.6	2000	228.5	75.2	52.3	58.8	43.1	60.9	70.8					
Zinc	mg/kg	3	81000	155.2	81.2	177.4	119.3	185.7	143	123.7						
Asbestos	Asbestos Quantification Total	%	0.001	-	-	-	-	-	-	-	-	-	-	-	-	
	Asbestos ID (Stage 1)	Detect		1	1	1	1	1	1	1	1	1	1	1	1	
Inorganics	Cyanide (Free)	mg/kg	0.5	<0.5	<0.5	<0.5	<0.5	<0.5	<0.5	<0.5	<0.5	<0.5	<0.5	<0.5	<0.5	
	Cyanide Total	mg/kg	0.5	<0.5	<0.5	<0.5	<0.5	<0.5	<0.5	<0.5	<0.5	<0.5	<0.5	<0.5	<0.5	
PAH	Naphthalene	mg/kg	0.08	4900	<0.08	<0.08	<0.08	<0.08	<0.08	<0.08	<0.08	<0.08	<0.08	<0.08	<0.08	
	Acenaphthene	mg/kg	0.08	15000	<0.08	<0.08	<0.08	<0.08	<0.08	<0.08	<0.08	<0.08	<0.08	<0.08	<0.08	
	Acenaphthylene	mg/kg	0.08	15000	<0.08	<0.08	<0.08	<0.08	<0.08	<0.08	<0.08	<0.08	<0.08	<0.08	<0.08	
	Fluoranthene	mg/kg	0.08	3100	<0.08	<0.08	<0.08	<0.08	0.43	<0.08	<0.08	<0.08	<0.08	<0.08	<0.08	
	Anthracene	mg/kg	0.08	74000	<0.08	<0.08	<0.08	<0.08	<0.08	<0.08	<0.08	<0.08	<0.08	<0.08	<0.08	
	Phenanthrene	mg/kg	0.08	3100	<0.08	<0.08	<0.08	<0.08	0.27	<0.08	<0.08	<0.08	<0.08	<0.08	<0.08	
	Fluorene	mg/kg	0.08	9900	<0.08	<0.08	<0.08	<0.08	<0.08	<0.08	<0.08	<0.08	<0.08	<0.08	<0.08	
	Chrysene	mg/kg	0.08	57	<0.08	<0.08	<0.08	<0.08	0.18	<0.08	<0.08	<0.08	<0.08	<0.08	<0.08	
	Pyrene	mg/kg	0.08	7400	<0.08	<0.08	<0.08	<0.08	0.29	<0.08	<0.08	<0.08	<0.08	<0.08	<0.08	
	Benzo(a)anthracene	mg/kg	0.08	29	<0.08	<0.08	<0.08	<0.08	0.15	<0.08	<0.08	<0.08	<0.08	<0.08	<0.08	
	Benzo(b)fluoranthene	mg/kg	0.08	7.1	<0.08	<0.08	<0.08	<0.08	0.16	<0.08	<0.08	<0.08	<0.08	<0.08	<0.08	
	Benzo(k)fluoranthene	mg/kg	0.08	190	<0.08	<0.08	<0.08	<0.08	<0.08	<0.08	<0.08	<0.08	<0.08	<0.08	<0.08	
	Benzo(a)pyrene	mg/kg	0.08	5.7	<0.08	<0.08	<0.08	<0.08	0.12	<0.08	<0.08	<0.08	<0.08	<0.08	<0.08	
	Dibenz(a,h)anthracene	mg/kg	0.08	0.57	<0.08	<0.08	<0.08	<0.08	<0.08	<0.08	<0.08	<0.08	<0.08	<0.08	<0.08	
	Benzo(a,h,i)perylene	mg/kg	0.08	640	<0.08	<0.08	<0.08	<0.08	<0.08	<0.08	<0.08	<0.08	<0.08	<0.08	<0.08	
	Indeno(1,2,3-c,d)pyrene	mg/kg	0.08	82	<0.08	<0.08	<0.08	<0.08	<0.08	<0.08	<0.08	<0.08	<0.08	<0.08	<0.08	
	PAH 16 Total	mg/kg	1.28		<1.28	<1.28	<1.28	<1.28	<1.28	<1.28	<1.28	<1.28	<1.28	<1.28	<1.28	<1.28
	TPH CWG	>C5-C6 Aliphatics	mg/kg	0.2	600000#5	<0.2	<0.2	<0.2	<0.2	<0.2	<0.2	<0.2	<0.2	<0.2	<0.2	<0.2
>C6-C7 Aliphatics		mg/kg	0.2	600000	<0.2	<0.2	<0.2	<0.2	<0.2	<0.2	<0.2	<0.2	<0.2	<0.2	<0.2	
>C8-C8 Aliphatics		mg/kg	0.2	600000	<0.2	<0.2	<0.2	<0.2	<0.2	<0.2	<0.2	<0.2	<0.2	<0.2	<0.2	
>C7-C8 Aliphatics		mg/kg	0.2		<0.2	<0.2	<0.2	<0.2	<0.2	<0.2	<0.2	<0.2	<0.2	<0.2	<0.2	
>C8-C10 Aliphatics		mg/kg	0.2	13000	<0.2	<0.2	<0.2	<0.2	<0.2	<0.2	<0.2	<0.2	<0.2	<0.2	<0.2	
>C10-C12 Aliphatics		mg/kg	4	13000	<4	<4	<4	<4	<4	<4	<4	<4	<4	<4	<4	
>C12-C16 Aliphatics		mg/kg	4	13000	<4	<4	<4	<4	<4	<4	<4	<4	<4	<4	<4	
>C16-C21 Aliphatics		mg/kg	4	125000#6	<4	<4	<4	<4	<4	<4	<4	<4	<4	<4	<4	
>C21-C35 Aliphatics		mg/kg	8.75	125000#6	9.67	<8.76	<8.76	<8.76	<8.76	10.9	<8.76	16.2	<8.76	<8.76	16.2	
>C8-C40 Aliphatics		mg/kg	20		<20	<20	<20	<20	<20	<20	<20	<20	<20	<20	<20	
>EC5-EC7 Aromatics		mg/kg	0.01	56000	<0.01	<0.01	<0.01	<0.01	<0.01	<0.01	<0.01	<0.01	<0.01	<0.01	<0.01	
>EC7-EC8 Aromatics		mg/kg	0.01	56000	<0.01	<0.01	<0.01	<0.01	<0.01	<0.01	<0.01	<0.01	<0.01	<0.01	<0.01	
>EC8-EC10 Aromatics		mg/kg	4	5000	<4	<4	<4	<4	4.34	<4	<4	<4	<4	<4	<4	
>EC10-EC12 Aromatics		mg/kg	4	5000	<4	<4	<4	<4	<4	<4	<4	<4	<4	<4	<4	
>EC8-EC40 Aromatics		mg/kg	20		31.8	25.6	<20	53.2	61.4	67.9	22.5	<20	<20	<20	<20	
>EC12-EC16 Aromatics		mg/kg	4	5100	<4	<4	<4	<4	<4	<4	<4	<4	<4	<4	<4	
>EC16-EC21 Aromatics		mg/kg	4	3800	4.67	<4	<4	<4	<4	4.32	<4	<4	<4	<4	<4	
>EC21-EC35 Aromatics		mg/kg	8.75	3800	21.2	17.4	9.11	35.6	37.4	43.3	14.5	<8.75	<8.75	<8.75	<8.75	
TPH		>C5-C6	mg/kg	0.2		<0.2	<0.2	<0.2	<0.2	<0.2	<0.2	<0.2	<0.2	<0.2	<0.2	<0.2
		>C6-C7	mg/kg	0.2		<0.2	<0.2	<0.2	<0.2	<0.2	<0.2	<0.2	<0.2	<0.2	<0.2	<0.2
	>C7-C8	mg/kg	0.2		<0.2	<0.2	<0.2	<0.2	<0.2	<0.2	<0.2	<0.2	<0.2	<0.2	<0.2	
	>C8-C10	mg/kg	0.2		<0.2	<0.2	<0.2	<0.2	<0.2	<0.2	<0.2	<0.2	<0.2	<0.2	<0.2	
	GR0	mg/kg	0.2		<0.2	<0.2	<0.2	<0.2	<0.2	<0.2	<0.2	<0.2	<0.2	<0.2	<0.2	
BTX and MTBE	Benzene	mg/kg	0.001	72	<0.001	<0.001	<0.001	<0.001	<0.001	<0.001	<0.001	<0.001	<0.001	<0.001	<0.001	
	Toluene	mg/kg	0.005	56000	<0.005	<0.005	<0.005	<0.005	<0.005	<0.005	<0.005	<0.005	<0.005	<0.005	<0.005	
	Ethylbenzene	mg/kg	0.01	24000	<0.01	<0.01	<0.01	<0.01	<0.01	<0.01	<0.01	<0.01	<0.01	<0.01	<0.01	
	Xylene (m & p)	mg/kg	0.004	41000#7	<0.004	<0.004	<0.004	<0.004	<0.004	<0.004	<0.004	<0.004	<0.004	<0.004	<0.004	
	Xylene (o)	mg/kg	0.002	41000	<0.002	<0.002	<0.002	<0.002	<0.002	<0.002	<0.002	<0.002	<0.002	<0.002	<0.002	
Xylene Total	mg/kg	0.03		<0.03	<0.03	<0.03	<0.03	<0.03	<0.03	<0.03	<0.03	<0.03	<0.03	<0.03		
PCB	PCB-110	mg/kg	-	-	-	-	<0.001	0.001	0.001	<0.001	0.001	0.001	<0.001	0.001	-	
	PCB-128	mg/kg	-	-	-	-	<0.001	0.001	0.001	<0.001	0.001	0.001	<0.001	0.001	-	
	PCB-141	mg/kg	-	-	-	-	<0.001	0.001	0.001	<0.001	0.001	0.001	<0.001	0.001	-	
	PCB-149	mg/kg	-	-	-	-	<0.001	0.001	0.001	<0.001	0.001	0.001	<0.001	0.001	-	
	PCB-151	mg/kg	-	-	-	-	<0.001	0.001	0.001	<0.001	0.001	0.001	<0.001	0.001	-	
	PCB-158	mg/kg	-	-	-	-	<0.001	0.001	0.001	<0.001	0.001	0.001	<0.001	0.001	-	
	PCB-170	mg/kg	-	-	-	-	<0.001	0.001	0.001	<0.001	0.001	0.001	<0.001	0.		



				Field_ID	GS07009-X-0.20-ES-191015	GS07010-X-0.20-ES-191015	GS07011-X-0.20-ES-191015	GS07012-X-0.20-ES-191031	GS07013-X-0.20-ES-191031	GS07014-X-0.20-ES-191031	GS07015-X-0.20-ES-191017
				Location Code	GS07009	GS07010	GS07011	GS07012	GS07013	GS07014	GS07015
				Sample Depth Range	0.2	0.2	0.2	0.2	0.2	0.2	0.2
				Sampled Date Time	15/10/2019	15/10/2019	15/10/2019	31/10/2019	31/10/2019	31/10/2019	17/10/2019
				Matrix Description	LQM S4UL Public Open Space (POS) Residential - 1% SOM						
Chem_Group	ChemName	output unit	EQL								
	PCB 118	mg/kg		-	-	-	-	<0.001	0.001	0.001	-
	PCB 138	mg/kg		-	-	-	-	0.001	0.001	0.001	-
	PCB 153	mg/kg		-	-	-	-	0.001	0.001	0.001	-
	PCB 180	mg/kg		-	-	-	-	<0.001	0.001	<0.001	-
	PCB 28	mg/kg		-	-	-	-	0.001	0.001	0.001	-
	PCB 52	mg/kg		-	-	-	-	0.001	0.001	0.001	-
	Pentachlorobiphenyl, 2,3,3,4,4- (PCB 105)	mg/kg		-	-	-	-	<0.001	0.001	<0.001	-
Phenolics	Phenol Index	mg/kg	0.5	<0.5	<0.5	<0.5	<0.5	<0.5	<0.5	<0.5	<0.5
Organotins	Dibutyltin	mg/kg		-	-	-	-	<0.001	<0.001	<0.001	-
	Monobutyltin	mg/kg		-	-	-	-	<0.001	<0.001	<0.001	-
	Tributyltin	mg/kg		-	-	-	-	<0.001	<0.001	<0.001	-
Pesticides	DDT	mg/kg		-	-	-	-	<0.001	<0.001	<0.001	-

Field ID	Location Code	Sample Depth	Range	Sampled Date	Time	Matrix	Description
GS07009-X-0.20-ES-191015	GS07009	0.2		15/10/2019			
GS07010-X-0.20-ES-191015	GS07010	0.2		15/10/2019			
GS07011-X-0.20-ES-191015	GS07011	0.2		15/10/2019			
GS07012-X-0.20-ES-191031	GS07012	0.2		31/10/2019			
GS07013-X-0.20-ES-191031	GS07013	0.2		31/10/2019			
GS07014-X-0.20-ES-191031	GS07014	0.2		31/10/2019			
GS07015-X-0.20-ES-191017	GS07015	0.2		17/10/2019			
LQM S4UL Public Open Space (POS) Residential - 1% SOM							

Chem Group	ChemName	output unit	EQL						
Other	% Stones >4mm	%		0	0	0	0	0	0
	Fraction of non-crushable material	%		0	0	0	0	0	0
	Moisture Content 105C	%	0.1	21.7	31.6	66.7	34.7	66.9	32.9
	pH (Lab)	pH Units		8.1	8.1	7	7.9	7.4	7.2
	Stone Content	%	0.1	0	0	0	0	0	0
	Total Organic Carbon	%	0.02	2.29	1.92	5.15	4.25	14.9	3.95

**Env Stds Comments**  
#1:GAC is only presented as speciated chromium. 7.7mg/kg is used for hexavalent. If hexavalent chromium (CrVI) data is available, a value of 1,500mg/kg may be appropriate for the remaining trivalent chromium (CrIII).  
#2:CASL for lead adopted  
#3:GAC only presented as speciated mercury. 16mg/kg is used for elemental mercury. If the CSM indicates that elemental mercury is not a CoC and mercury is present in an inorganic form, a value of 120mg/kg for inorganic mercury may be appropriate  
#4:Updated S4UL for nickel  
#5:S4UL exceeds solubility saturation limit  
#6:Criteria derived for Al>C16-C35 split between Al>C16-21 & Al>C21-35. Requires summation of fractions to use Al>C16-C35 criteria.  
#7:Criteria presented is for p-xylene. A separate value is presented for o-xylene.

**Legend**  
36.2 Results exceeds GAC.  
<50 Results MDL is greater than GAC.  
- Determinand has not been tested for.

**Notes**  
A range is given where a determinand has been analysed for by more than one method.

		Field ID	GS07016-X-0-20-ES-191031
		Location Code	GS07016
		Sample Depth Range	0.2
		Sampled Date Time	31/10/2019
		Matrix Description	LQM S4UL Public Open Space (POS) Residential - 1% SOM
Chem Group	ChemName	output unit	EQL
Metals	Antimony	mg/kg	0.1
	Arsenic	mg/kg	0.3
	Boron	mg/kg	0.5
	Cadmium	mg/kg	0.1
	Chromium (hexavalent)	mg/kg	0.1
	Chromium	mg/kg	0.5
	Cobalt	mg/kg	0.1
	Copper	mg/kg	0.5
	Lead	mg/kg	0.5
	Mercury	mg/kg	0.1
	Molybdenum	mg/kg	0.5
	Nickel	mg/kg	0.5
	Selenium	mg/kg	0.5
	Vanadium	mg/kg	0.6
Zinc	mg/kg	3	
Asbestos	Asbestos Quantification Total	%	0.001
	Asbestos ID (Stage 1)	Detect	
Inorganics	Cyanide (Free)	mg/kg	0.5
	Cyanide Total	mg/kg	0.5
PAH	Naphthalene	mg/kg	0.08
	Acenaphthene	mg/kg	0.08
	Acenaphthylene	mg/kg	0.08
	Fluoranthene	mg/kg	0.08
	Anthracene	mg/kg	0.08
	Phenanthrene	mg/kg	0.08
	Fluorene	mg/kg	0.08
	Chrysene	mg/kg	0.08
	Pyrene	mg/kg	0.08
	Benzo(a)anthracene	mg/kg	0.08
	Benzo(b)fluoranthene	mg/kg	0.08
	Benzo(k)fluoranthene	mg/kg	0.08
	Benzo(a)pyrene	mg/kg	0.08
	Dibenz(a,h)anthracene	mg/kg	0.08
	Benzo(a,h,i)perylene	mg/kg	0.08
	Indeno(1,2,3-c,d)pyrene	mg/kg	0.08
PAH 16 Total	mg/kg	1.28	
TPH CWG	>C5-C6 Aliphatics	mg/kg	0.2
	>C6-C7 Aliphatics	mg/kg	0.2
	>C8-C8 Aliphatics	mg/kg	0.2
	>C7-C8 Aliphatics	mg/kg	0.2
	>C8-C10 Aliphatics	mg/kg	0.2
	>C10-C12 Aliphatics	mg/kg	4
	>C12-C16 Aliphatics	mg/kg	4
	>C16-C21 Aliphatics	mg/kg	4
	>C21-C35 Aliphatics	mg/kg	8.75
	>C8-C40 Aliphatics	mg/kg	20
	>EC5-EC7 Aromatics	mg/kg	0.01
	>EC7-EC8 Aromatics	mg/kg	0.01
	>EC8-EC10 Aromatics	mg/kg	4
	>EC10-EC12 Aromatics	mg/kg	4
	>EC8-EC40 Aromatics	mg/kg	20
	>EC12-EC16 Aromatics	mg/kg	4
	>EC16-EC21 Aromatics	mg/kg	4
	>EC21-EC35 Aromatics	mg/kg	8.75
	TPH	>C5-C6	mg/kg
>C6-C7		mg/kg	0.2
>C7-C8		mg/kg	0.2
>C8-C10		mg/kg	0.2
GR0		mg/kg	0.2
BTEX and MTBE	Benzene	mg/kg	0.001
	Toluene	mg/kg	0.005
	Ethylbenzene	mg/kg	0.01
	Xylene (m & p)	mg/kg	0.004
	Xylene (o)	mg/kg	0.002
	Xylene Total	mg/kg	0.03
PCB	PCB-110	mg/kg	
	PCB-128	mg/kg	
	PCB-141	mg/kg	
	PCB-149	mg/kg	
	PCB-151	mg/kg	
	PCB-158	mg/kg	
	PCB-170	mg/kg	
	PCB-18	mg/kg	
	PCB-183	mg/kg	
	PCB-187	mg/kg	
	PCB-194	mg/kg	
	PCB-31	mg/kg	
	PCB-44	mg/kg	
	PCB-49	mg/kg	
	2,2,4,4-tetrachloro-1,1-Biphenyl	mg/kg	
	2,3,4,4-tetrachloro-1,1-Biphenyl	mg/kg	
	Hexachlorobiphenyl, 2,3,3,4,4,5- (PCB 156)	mg/kg	
PCB 101	mg/kg		

				Field ID	GS07016-X-0.20-ES-191031
				Location Code	GS07016
				Sample Depth Range	0.2
				Sampled Date Time	31/10/2019
				Matrix Description	LQM S4UL Public Open Space (POS) Residential - 1% SOM
Chem Group	ChemName	output unit	EQL		
	PCB 118	mg/kg			0.001
	PCB 138	mg/kg			0.001
	PCB 153	mg/kg			0.001
	PCB 180	mg/kg			0.001
	PCB 28	mg/kg			0.001
	PCB 52	mg/kg			0.001
	Pentachlorobiphenyl, 2,3,3,4,4- (PCB 105)	mg/kg			<0.001
Phenolics	Phenol Index	mg/kg	0.5		<0.5
Organotins	Dibutyltin	mg/kg			<0.001
	Monobutyltin	mg/kg			<0.001
	Tributyltin	mg/kg			<0.001
Pesticides	DDT	mg/kg			<0.001

Field ID		GS07016-X-0.20-ES-191031	
Location Code		GS07016	
Sample Depth Range		0.2	
Sampled Date Time		31/10/2019	
Matrix Description		LQM S4UL Public Open Space (POS) Residential - 1% SOM	
Chem Group	ChemName	output unit	EQL
Other	% Stones >4mm	%	0
	Fraction of non-crushable material	%	0
	Moisture Content 105C	%	0.1
	pH (Lab)	pH Units	8
	Stone Content	%	0.1
	Total Organic Carbon	%	0.02

**Env Stds Comments**  
#1:GAC is only presented as speciated chromium. 7.7mg/kg is used for hexavalent. If hexavalent chromium (Cr(VI)) data is available, a value of 1,500mg/kg may be appropriate for the remaining trivalent chromium (Cr(III)).  
#2:CASL for lead adopted  
#3:GAC only presented as speciated mercury. 16mg/kg is used for elemental mercury. If the CSM indicates that elemental mercury is not a CoC and mercury is present in an inorganic form, a value of 120mg/kg for inorganic mercury may be appropriate  
#4:Updated S4UL for nickel  
#5:S4UL exceeds solubility saturation limit  
#6:Criteria derived for Al>C16-C35 split between Al>C16-21 & Al>C21-35. Requires summation of fractions to use Al>C16-C35 criteria.  
#7:Criteria presented is for p-xylene. A separate value is presented for o-xylene.

**Legend**

36.2	Results exceeds GAC.
<50	Results MDL is greater than GAC.
-	Determinand has not been tested for.

**Notes**  
A range is given where a determinand has been analysed for by more than one method.

## Annex B-G Sediment leachate assessment results

		Field_ID	GS07001-X-0.00-ES-200110	GS07002-X-0.00-ES-200110	GS07003-X-0.00-ES-200110	GS07004-X-0.20-ES-191022	GS07006-X-0.00-ES-200110	GS07007-X-0.20-ES-191016	GS07008-X-0.20-ES-191016	GS07009-X-0.20-ES-191015	GS07010-X-0.20-ES-191015	
		Location_Code	GS07001	GS07002	GS07003	GS07004	GS07006	GS07007	GS07008	GS07009	GS07010	
		Sample_Depth Range	0	0	0	0.2	0	0.2	0.2	0.2	0.2	
		Sampled_Date_Time	10/01/2020	10/01/2020	10/01/2020	22/10/2019	10/01/2020	16/10/2019	16/10/2019	15/10/2019	15/10/2019	
		Matrix_Description	UK Estuaries and coastal waters EQS		UK Freshwater EQS							
Chem_Group	ChemName	outout_unit	EQI									
Metals	Antimony	µg/L	1	2	1	25	3	63	1	2	3	
	Arsenic	µg/L	1	3	4	24	3	12	5	1	2	
	Boron	µg/L	10	750 <sup>#1</sup>	2000 <sup>#2</sup>	710	660	5710	760	2020	900	420
	Cadmium	µg/L	0.02	0.2 <sup>#3</sup>	0.08 <sup>#4</sup>	<0.02	<0.02	2.9	0.1	0.9	0.05	0.11
	Chromium (hexavalent)	µg/L	3	0.4 <sup>#5</sup>	1.4 <sup>#6</sup>	<3	<3	<3	<3	<3	<3	<3
	Chromium (Trivalent)	µg/L	3	4.7 <sup>#3</sup>	4.7 <sup>#3</sup>	<3	<10	30	-	<3	-	-
	Cobalt	µg/L	1	3 <sup>#8</sup>	3 <sup>#8</sup>	<1	<1	14	2	<1	2	<1
	Copper	µg/L	1	3.7 <sup>#7</sup>	1(h) <sup>#9</sup>	4	5	310	26	88	8	9
	Lead	µg/L	1	1.3 <sup>#2</sup>	1.2(bio) <sup>#3</sup>	<1	<1	724	<1	45	<1	<1
	Mercury	µg/L	0.03	0.07(MAC) <sup>#9</sup>	0.07(MAC) <sup>#9</sup>	0.04	0.06	0.55	<0.03	1.2	<0.03	<0.03
	Molybdenum	µg/L	1	6	5	24	4	20	8	92	6	6
	Nickel	µg/L	1	8.6 <sup>#3</sup>	4(h) <sup>#8</sup>	4	2	123	8	42	6	9
	Selenium	µg/L	1	<1	<1	2	1	1	<1	<1	<1	<1
	Vanadium	µg/L	1	100 <sup>#10</sup>	20 <sup>#11</sup>	4	4	36	4	9	6	3
Zinc	µg/L	2	0.02 <sup>#12</sup>	10.9(bio) <sup>#8</sup>	0.05	0.04	3.1	0.05	0.4	0.07	0.08	
Inorganics	Ammoniacal Nitrogen as N	mg/L	0.1	0.02 <sup>#11</sup>	0.04	0.04	0.04	0.04	0.07	0.08	0.08	
	Calcium	mg/L	1	19	26	9	90	42	122	454	30	
	Chloride	mg/L	1	699	876	142	18	332	67	509	67	
	Cyanide (Free)	µg/L	20	<20	<20	<20	<20	<20	<20	<20	<20	
	Cyanide Total	µg/L	20	1 <sup>#1</sup>	1 <sup>#1</sup>	<20	<20	<20	<20	<20	<20	
	Fluoride	µg/L	100	5000 <sup>#8</sup>	1000 <sup>#13</sup>	900	700	4600	400	900	900	700
	Magnesium	mg/L	1	28	37	5	19	28	11	74	9	
	Potassium	mg/L	1	46	54	71	24	34	54	62	25	
	Sodium	mg/L	1	493	171	316	27	294	34	291	26	
	Sulphate	mg/L	3	400 <sup>#2</sup>	118	152	13	159	143	191	1000	
	Phenolics	Trimethylphenols	µg/L	0.5	<0.5	<0.5	<0.5	<0.5	<0.5	<0.5	<0.5	<0.5
		Cresol Total	µg/L	0.5	<0.5	<0.5	<0.5	0.9	<0.5	<0.5	<0.5	<0.5
		Dimethylphenols	µg/L	0.5	<0.5	<0.5	1.4	<0.5	<0.5	<0.5	<0.5	<0.5
		Phenol	µg/L	0.5	7.7 <sup>#1</sup>	7.7 <sup>#1</sup>	5.5	4.2	14	4.2	<0.5	4.9
Conductivity @ 25°C		mS/cm	0.01	2.74	3.38	1.49	0.731	1.75	1.75	0.93	3.54	
Other	pH (Lab)	pH Units		6.8-5(MAC) <sup>#14</sup>	6.9(MAC) <sup>#14</sup>	7.9	8.6	7.9	7.8	7.9	7.6	

**Env Stds Comments**  
 #1:Water Framework Directive (Standards and Classification) Directions (England and Wales) 2015.  
 #2:Operational Targets and EQS, EA, April 2018  
 #3:Water Framework Directive (Standards & Classification) Directions (England & Wales) 2015. Dissolved fraction.  
 #4:Water Framework Directive (Standards & Classification) Directions (England & Wales) 2015. Dissolved fraction. Lowest criteria presented (<40mg/l of CaCO3). See 'further assessment' if criteria exceeded and hardness (CaCO3) data available.  
 #5:Water Framework Directive (Standards and Classification) Directions (England and Wales) 2015. Dissolved Fraction. If hexavalent chromium (Cr(VI)) data is available, a value of 4.7µg/l may be appropriate for the remaining trivalent chromium (Cr(III)).  
 #6:Operational Targets and EQS, EA, April 2018. Dissolved fraction.  
 #7:Water Framework Directive (Standards and Classification) Directions (England and Wales) 2015. Dissolved Fraction. If DOC >1mg/l then a higher criteria applies [3.76+(2.677x(DOC/2-0.5))]   
 #8:Water Framework Directive (Standards & Classification) Directions (England & Wales) 2015. Dissolved & bioavailable (bio) fraction plus background. M-BAT tool to assess: <http://wfd.uk.org/resources/rivers-lakes-metal-bioavailability-assessment-tool-m-bat>  
 #9:Water Framework Directive (Standards and Classification) Directions (England and Wales) 2015. Dissolved Fraction. MAC adopted in absence of AA value.  
 #10:Operational Targets and EQS, EA, April 2018.  
 #11:Operational Targets and EQS, EA, April 2018. Lowest criteria presented (<200µg/l CrCO3). See 'further assessment' values if criteria exceeded and hardness (CaCO3) data available.  
 #12:Water Framework Directive (Standards and Classification) Directions (England and Wales) 2015. Indicator of 'good' status (90%ile) - Ammonia standard for lakes and rivers (total ammonia as nitrogen).  
 #13:Operational Targets and EQS, EA, April 2018. Dissolved fraction. Lowest criteria presented (<50 mg/l CaCO3). See 'further assessment' values if criteria exceeded and hardness (CaCO3) data available.  
 #14:Operational Targets and EQS, EA, April 2018. Maximum Allowable Concentration (MAC) adopted in absence of Annual Average (AA) value.

**Legend**  
 362 Results exceeds GAC.  
 <50 Results MDL is greater than GAC.  
 - Determinand has not been tested for.

**Notes**  
 A range is given where a determinand has been analysed for by more than one method.

				Field_ID	GS07011-X-0.20-ES-191015	GS07012-X-0.20-ES-191031	GS07013-X-0.20-ES-191031	GS07014-X-0.20-ES-191031	GS07015-X-0.20-ES-191017	GS07016-X-0.20-ES-191031
				Location_Code	GS07011	GS07012	GS07013	GS07014	GS07015	GS07016
				Sample_Depth	0.2	0.2	0.2	0.2	0.2	0.2
				Range						
				Matrix						
				Description						
				Sampled_Date_Time	15/10/2019	31/10/2019	31/10/2019	31/10/2019	17/10/2019	31/10/2019
				Matrix_Description						
				UK Estuaries and coastal waters EQS						
				UK Freshwater EQS						
Chem_Group	ChemName	outout_unit	EQL							
Metals	Antimony	µg/L	1	1	<1	2	<1	<1	<1	<1
	Arsenic	µg/L	1	25 <sup>#1</sup>	50 <sup>#1</sup>	2	11	1	8	1
	Boron	µg/L	10	7000 <sup>#2</sup>	2000 <sup>#2</sup>	5580	960	200	550	400
	Cadmium	µg/L	0.02	0.2 <sup>#3</sup>	0.08 <sup>#4</sup>	0.06	<0.02	<0.02	0.1	0.05
	Chromium (hexavalent)	µg/L	3	0.4 <sup>#3</sup>	1.4 <sup>#3</sup>	<3	<3	<3	<3	<3
	Chromium (Trivalent)	µg/L	3	4.7 <sup>#3</sup>	4.7 <sup>#3</sup>	<3	-	-	-	-
	Cobalt	µg/L	1	3 <sup>#5</sup>	3 <sup>#5</sup>	8	<1	<1	<1	<1
	Copper	µg/L	1	3.7 <sup>#7</sup>	1(hi) <sup>#8</sup>	<1	<1	<1	8	6
	Lead	µg/L	1	1.3 <sup>#2</sup>	1.2(bio) <sup>#9</sup>	<1	<1	<1	<1	<1
	Mercury	µg/L	0.03	0.07(MAC) <sup>#9</sup>	0.07(MAC) <sup>#9</sup>	<0.03	<0.03	<0.03	<0.03	<0.03
	Molybdenum	µg/L	1	561	75	561	19	11	4	434
	Nickel	µg/L	1	8.6 <sup>#3</sup>	4(hi) <sup>#8</sup>	6	8	2	9	10
	Selenium	µg/L	1	10 <sup>#10</sup>	20 <sup>#11</sup>	<1	<1	11	1	<1
	Vanadium	µg/L	1	100 <sup>#10</sup>	20 <sup>#11</sup>	<1	<1	10	9	2
	Zinc	µg/L	2	10.9(hi) <sup>#8</sup>	10.9(hi) <sup>#8</sup>	4	6	2	6	12
Inorganics	Ammoniacal Nitrogen as N	mg/L	0.01	0.02 <sup>#11</sup>	0.6 <sup>#12</sup>	0.3	0.2	0.5	0.2	0.36
	Calcium	mg/L	1	711	6	711	6	37	17	29
	Chloride	mg/L	1	477	35	477	35	14	17	31
	Cyanide (Free)	µg/L	20	<20	<20	<20	<20	<20	<20	<20
	Cyanide Total	µg/L	20	1 <sup>#1</sup>	1 <sup>#1</sup>	<20	<20	<20	<20	<20
	Fluoride	µg/L	100	5000 <sup>#8</sup>	1000 <sup>#13</sup>	700	700	700	900	1400
	Magnesium	mg/L	1	108	2	108	2	11	5	19
	Potassium	mg/L	1	106	14	106	14	18	23	12
	Sodium	mg/L	1	399	40	399	40	51	14	7
	Sulphate	mg/L	3	400 <sup>#2</sup>	14	2320	14	211	10	18
Phenolics	Trimethylphenols	µg/L	0.5	<0.5	<0.5	<0.5	<0.5	<0.5	<0.5	<0.5
	Cresol Total	µg/L	0.5	<0.5	<0.5	<0.5	<0.5	<0.5	<0.5	<0.5
	Dimethylphenols	µg/L	0.5	<0.5	<0.5	<0.5	<0.5	<0.5	<0.5	<0.5
	Phenol	µg/L	0.5	7.7 <sup>#1</sup>	7.7 <sup>#1</sup>	1.4	14.1	1.1	12.9	14.9
Other	Conductivity @ 25°C	mS/cm	0.01	4.69	0.309	4.69	0.612	0.287	0.26	1.59
	pH (Lab)	pH Units		7.2	7.8	7.2	7.7	7.9	7.3	7.9

**Env Stds Comments**  
 #1:Water Framework Directive (Standards and Classification) Directions (England and Wales) 2015.  
 #2:Operational Targets and EQS. EA, April 2018  
 #3:Water Framework Directive (Standards & Classification) Directions (England & Wales) 2015. Dissolved fraction.  
 #4:Water Framework Directive (Standards & Classification) Directions (England & Wales) 2015. Dissolved fraction. Lowest criteria presented (<40mg/l of CaCO3). See 'further assessment' if criteria exceeded and hardness (CaCO3) data available.  
 #5:Water Framework Directive (Standards & Classification) Directions (England and Wales) 2015. Dissolved Fraction. If hexavalent chromium (CrVI) data is available, a value of 4.7µg/l may be appropriate for the remaining trivalent chromium (CrIII).  
 #6:Operational Targets and EQS. EA, April 2018. Dissolved fraction.  
 #7:Water Framework Directive (Standards and Classification) Directions (England and Wales) 2015. Dissolved Fraction. If DOC >1mg/l then a higher criteria applies [3.76+(2.677x(DOC/2)-0.5)]  
 #8:Water Framework Directive (Standards & Classification) Directions (England & Wales) 2015. Dissolved & bioavailable (bio) fraction plus background. M-BAT tool to assess: <http://wfd.uk.org/resources/rivers-lakes-metal-bioavailability-assessment-tool-m-bat>  
 #9:Water Framework Directive (Standards and Classification) Directions (England and Wales) 2015. Dissolved Fraction. MAC adopted in absence of AA value.  
 #10:Operational Targets and EQS. EA, April 2018.  
 #11:Operational Targets and EQS. EA, April 2018. Lowest criteria presented (<200µg/l CrCO3). See 'further assessment' values if criteria exceeded and hardness (CaCO3) data available.  
 #12:Water Framework Directive (Standards and Classification) Directions (England and Wales) 2015. Indicator of 'good' status (90%ile) - Ammonia standard for lakes and rivers (total ammonia as nitrogen).  
 #13:Operational Targets and EQS. EA, April 2018. Dissolved fraction. Lowest criteria presented (<50 mg/l CaCO3). See 'further assessment' values if criteria exceeded and hardness (CaCO3) data available.  
 #14:Operational Targets and EQS. EA, April 2018. Maximum Allowable Concentration (MAC) adopted in absence of Annual Average (AA) value.

**Legend**  
 36.2 Results exceeds GAC.  
 <50 Results MDL is greater than GAC.  
 - Determinand has not been tested for.

**Notes**  
 A range is given where a determinand has been analysed for by more than one method.



## Annex B-H Surface water screening results

Chem Group	ChemName	outout unit	EOL	UK Estuaries and coastal waters EQS									
				09/01/2020	13/01/2020	13/01/2020	13/01/2020	22/10/2019	13/01/2020	16/10/2019	16/10/2019	15/10/2019	
Metals	Arsenic	µg/L	24 <sup>1</sup>	3	3	3	7	3	59	18	<1	24	
	Arsenic (Filtered)	µg/L	24 <sup>1</sup>	2	2	2	<1	9	13	<1	26		
	Boron	µg/L	2000 <sup>2</sup>	990	1860	1640	19,300	46,300	2530	3870	30	810	
	Boron (Filtered)	µg/L	2000 <sup>2</sup>	980	1780	1720	17,200	46,300	2090	-	-	-	
	Cadmium	µg/L	0.2 <sup>3</sup>	0.2 <sup>3</sup>	0.2 <sup>3</sup>	0.17	0.22	0.1	29.77	0.05	0.23	0.07	
	Cadmium (Filtered)	µg/L	0.2 <sup>3</sup>	0.05	0.18	0.1	<0.2	<0.02	0.03	<0.02	0.09	0.09	
	Chromium (hexavalent) (Filtered)	µg/L	3.4 <sup>2</sup>	-	-	-	<3	<3	<3	<3	<3	<3	
	Chromium (Trivalent) (Filtered)	µg/L	4.7 <sup>2</sup>	-	-	-	<3	<3	<3	<3	<3	<3	
	Cobalt (Filtered)	µg/L	4 <sup>2</sup>	<1	<1	<1	<10	7	5	2	2	2	
	Copper	µg/L	3.76 <sup>2</sup>	1100 <sup>1</sup>	6	6	33	<1	711	4	8	3	
	Copper (Filtered)	µg/L	3.76 <sup>2</sup>	2	2	3	28	2	2	2	<1	3	
	Iron (Filtered)	µg/L	1000 <sup>1</sup>	80	20	10	190	4660	160	420	290	260	
	Lead (Filtered)	µg/L	1.3 <sup>2</sup>	<1	<1	<1	<10	<1	<1	<1	<1	<1	
	Manganese	µg/L	2	140	83	106	218	269	1548	1241	168	372	
	Manganese (Filtered)	µg/L	60	<10	<10	<10	170	4180	990	880	<10	250	
	Mercury	µg/L	0.07344 <sup>1</sup>	<0.03	0.08	0.13	0.08	<0.03	0.62	<0.03	<0.03	<0.03	
	Mercury (Filtered)	µg/L	0.07344 <sup>1</sup>	<0.03	<0.03	<0.03	<0.03	<0.03	0.2	<0.03	<0.03	<0.03	
	Nickel	µg/L	8.6 <sup>2</sup>	5	3	4	95	38	116	7	2	11	
	Nickel (Filtered)	µg/L	8.6 <sup>2</sup>	1	2	1	102	13	55	6	<1	10	
	Selenium	µg/L	1	<1	<1	<1	1	<1	1	1	<1	1	
	Selenium (Filtered)	µg/L	1	-	-	-	-	-	-	-	-	-	
	Strontium (Filtered)	µg/L	10	1770	2920	2510	1340	-	1840	-	-	-	
	Zinc	µg/L	7.9 <sup>11</sup>	59	25	30	112	5	1552	8	6	14	
	Zinc (Filtered)	µg/L	7.9 <sup>11</sup>	10.9bin <sup>16</sup>	10.9bin <sup>16</sup>	-	-	-	-	-	-	-	
Inorganics	Zinc (Filtered)	mg/L	2	0	0	0	100	0	0	0	0	37	
	Alkalinity (Carbonate as CaCO3) (Filtered)	mg/L	15	-	-	-	-	-	-	-	-	-	
	Calcium Hardness (Filtered)	mg/L	2	1690	3540	2870	794	3520	1590	3610	480	909	
	Total Hardness (Filtered)	mg/L	2	445	147	189	1380	575	747	373	780	920	
	Alkalinity (Bicarbonate as CaCO3)	mg/L	20	-	-	-	-	-	-	-	-	-	
	Alkalinity (total) as CaCO3 (Filtered)	mg/L	0.000036	-	-	-	-	-	-	-	-	-	
	Ammonia as N (Filtered)	mg/L	0.021 <sup>11</sup>	0.2	0.2	0.2	28.7	0.8	0.8	0.6	1.1	0.9	
	Ammoniacal Nitrogen as N (Filtered)	mg/L	0.021 <sup>11</sup>	-	-	-	-	-	-	-	-	-	
	Ammoniacal Nitrogen as NH3 (Filtered)	mg/L	0.024	-	-	-	-	-	-	-	-	-	
	Bromide	mg/L	0.008	16.1	42.3	31.9	37.7	-	14.9	-	-	-	
	Bromide (Filtered)	mg/L	0.06	-	-	-	-	-	-	-	-	-	
	Calcium (Filtered)	mg/L	1	282	184	181	87	741	315	354	179	105	
	Chloride (Filtered)	mg/L	1	3940	11,000	8250	1450	4650	2470	10,700	5390	1010	
	Cyanide (Free)	µg/L	20	<20	<20	<20	<20	<20	<20	<20	<20	<20	
	Cyanide (Free) (Filtered)	µg/L	5	<5	<5	<5	<5	<5	<5	<5	<5	<5	
	Cyanide Total	µg/L	20	120	20	20	130	50	50	<20	<20	<20	
	Cyanide Total (Filtered)	µg/L	5	<5	<5	<5	<5	<5	<5	<5	<5	<5	
	Fluoride	µg/L	100	400	400	400	500	400	1100	300	300	300	
	Fluoride (Filtered)	µg/L	100	400	400	400	500	400	1100	300	300	300	
	Iodide (Filtered)	µg/L	0.1	<0.1	<0.1	<0.1	<0.1	<0.1	<0.1	<0.1	<0.1	<0.1	
	Magnesium (Filtered)	µg/L	1	240	747	587	140	406	195	710	8	157	
	Nitrate (as N) (Filtered)	µg/L	0.2	<0.2	4.2	4.8	4.4	<0.2	<0.2	0.2	<0.2	<0.2	
	Phosphate (as P) (Filtered)	µg/L	10	210	270	300	270	50	-	-	-	-	
	Phosphorus	µg/L	100	600	400	500	400	-	2200	-	-	-	
	Phosphorus (Filtered)	µg/L	100	300	200	300	400	-	<100	-	-	-	
	Potassium (Filtered)	mg/L	1	144	340	284	214	250	141	305	2	146	
	Sodium (Filtered)	mg/L	1	2650	6140	4500	1180	2580	1970	5300	23	757	
	Sulphate (Filtered)	mg/L	1	550	1230	1100	228	2190	1190	1610	28	386	
PAH	Naphthalene	µg/L	0.01	<0.01	<0.01	<0.01	0.02	<0.01	<0.01	<0.01	<0.01	<0.01	
	Naphthalene (Filtered)	µg/L	0.01	<0.01	<0.01	<0.01	<0.01	<0.01	<0.01	<0.01	<0.01	<0.01	
	Acenaphthene	µg/L	0.01	No UK EQS	<0.01	<0.01	0.39	<0.01	<0.01	<0.01	<0.01	<0.01	
	Acenaphthene (Filtered)	µg/L	0.01	No UK EQS	<0.01	<0.01	<0.01	<0.01	<0.01	<0.01	<0.01	<0.01	
	Acenaphthylene	µg/L	0.01	No UK EQS	<0.01	<0.01	<0.01	<0.01	<0.01	<0.01	<0.01	<0.01	
	Acenaphthylene (Filtered)	µg/L	0.01	No UK EQS	<0.01	<0.01	<0.01	<0.01	<0.01	<0.01	<0.01	<0.01	
	Fluoranthene	µg/L	0.01	<0.01	<0.01	<0.01	<0.01	0.06	<0.01	0.02	<0.01	<0.01	
	Fluoranthene (Filtered)	µg/L	0.01	<0.01	<0.01	<0.01	<0.01	<0.01	<0.01	<0.01	<0.01	<0.01	
	Anthracene	µg/L	0.01	<0.01	<0.01	<0.01	<0.01	<0.01	<0.01	<0.01	<0.01	<0.01	
	Anthracene (Filtered)	µg/L	0.01	<0.01	<0.01	<0.01	<0.01	<0.01	<0.01	<0.01	<0.01	<0.01	
	Phenanthrene	µg/L	0.01	No UK EQS	<0.01	<0.01	<0.01	0.02	<0.01	0.02	<0.01	<0.01	
	Phenanthrene (Filtered)	µg/L	0.01	No UK EQS	<0.01	<0.01	<0.01	<0.01	<0.01	<0.01	<0.01	<0.01	
	Fluorene	µg/L	0.01	No UK EQS	<0.01	<0.01	<0.01	<0.01	<0.01	<0.01	<0.01	<0.01	
	Fluorene (Filtered)	µg/L	0.01	No UK EQS	<0.01	<0.01	<0.01	<0.01	<0.01	<0.01	<0.01	<0.01	
	Chrysene	µg/L	0.01	No UK EQS	<0.01	<0.01	<0.01	0.03	<0.01	<0.01	<0.01	<0.01	
	Chrysene (Filtered)	µg/L	0.01	No UK EQS	<0.01	<0.01	<0.01	<0.01	<0.01	<0.01	<0.01	<0.01	
	Pyrene	µg/L	0.01	No UK EQS	<0.01	<0.01	<0.01	0.06	<0.01	<0.01	<0.01	<0.01	
	Pyrene (Filtered)	µg/L	0.01	No UK EQS	<0.01	<0.01	<0.01	<0.01	<0.01	<0.01	<0.01	<0.01	
	Benzo(a)anthracene	µg/L	0.01	No UK EQS	<0.01	<0.01	<0.01	0.04	<0.01	<0.01	<0.01	<0.01	
	Benzo(a)anthracene (Filtered)	µg/L	0.01	No UK EQS	<0.01	<0.01	<0.01	<0.01	<0.01	<0.01	<0.01	<0.01	
	Benzo(b)fluoranthene	µg/L	0.01	See Bap <sup>14</sup>	<0.01	<0.01	<0.01	0.07	<0.01	<0.01	<0.01	0.01	
	Benzo(b)fluoranthene (Filtered)	µg/L	0.01	See Bap <sup>14</sup>	<0.01	<0.01	<0.01	<0.01	<0.01	<0.01	<0.01	<0.01	
	Benzo(k)fluoranthene	µg/L	0.01	See Bap <sup>14</sup>	<0.01	<0.01	<0.01	0.02	<0.01	<0.01	<0.01	<0.01	
	Benzo(k)fluoranthene (Filtered)	µg/L	0.01	See Bap <sup>14</sup>	<0.01	<0.01	<0.01	<0.01	<0.01	<0.01	<0.01	<0.01	
	Benzo(a)pyrene	µg/L	0.01	<0.01	<0.01	<0.01	<0.01	0.06	<0.01	<0.01	<0.01	0.02	
	Benzo(a)pyrene (Filtered)	µg/L	0.01	<0.01	<0.01	<0.01	<0.01	<0.01	<0.01	<0.01	<0.01	<0.01	
	Dibenz(a,h)anthracene	µg/L	0.01	No UK EQS	<0.01	<0.01	<0.01	0.01	<0.01	<0.01	<0.01	<0.01	
	Dibenz(a,h)anthracene (Filtered)	µg/L	0.01	No UK EQS	<0.01	<0.01	<0.01	<0.01	<0.01	<0.01	<0.01	<0.01	
	Benzo(a,h)perylene	µg/L	0.01	See Bap <sup>14</sup>	<0.01	<0.01	<0.01	0.04	<0.01	0.02	0.01	0.02	
	Benzo(a,h)perylene (Filtered)	µg/L	0.01	See Bap <sup>14</sup>	<0.01	<0.01	<0.01	<0.01	<0.01	<0.01	<0.01	<0.01	
	Indeno(1,2,3-c,d)pyrene	µg/L	0.01	See Bap <sup>14</sup>	<0.01	<0.01	<0.01	0.05	<0.01	<0.01	<0.01	<0.01	
	Indeno(1,2,3-c,d)pyrene (Filtered)	µg/L	0.01	See Bap <sup>14</sup>	<0.01	<0.01	<0.01	<0.01	<0.01	<0.01	<0.01	<0.01	
	PAH 16 Total	µg/L	0.16	<0.16	<0.16	<0.16	<0.54	<0.52	<0.16	<0.16	<0.16	<0.17	
	PAH 16 Total (Filtered)	µg/L	0.01	-	-	-	-	-	-	-	-	-	
TPH CWG	>C6-Aliphatics	µg/L	100	See TPH	See TPH	<100	<100	<100	<100	<100	<100	<100	
	>C6-Aliphatics (Filtered)	µg/L	100	See TPH	See TPH	<100	<100	<100	<100	<100	<100	<100	
	>C6-C7 Aliphatics	µg/L	100	See TPH	See TPH	<100	<100	<100	<100	<100	<100	<100	
	>C6-C8 Aliphatics	µg/L	100	See TPH	See TPH	<100	<100	<100	<100	<200	<200	<200	
	>C6-C8 Aliphatics (Filtered)	µg/L	1	See TPH	See TPH	-	-	-	-	-	-	-	

Chem Group	ChemName	outout unit	EQL	Well Time										
				09/01/2020	13/01/2020	13/01/2020	13/01/2020	22/10/2019	13/01/2020	16/10/2019	16/10/2019	15/10/2019		
UK Estuaries and coastal waters EQS														
UK Freshwater EQS														
Chem Group	>C7-C8 Aliphatics	µg/L	100	<100	<100	<100	<100	<100	<100	<100	<100	<100	<100	<100
	>C8-C10 Aliphatics	µg/L	10	See TPH	See TPH	<10	<10	<10	<10	<10	<10	<10	<10	<10
	>C8-C10 Aliphatics (Filtered)	µg/L	5	See TPH	See TPH	<10	<10	<10	<10	<10	<10	<10	<10	<10
	>C10-C12 Aliphatics	µg/L	10	See TPH	See TPH	<10	<10	<10	<10	<10	<10	<10	<10	<10
	>C10-C12 Aliphatics (Filtered)	µg/L	5	See TPH	See TPH	<10	<10	<10	<10	<10	<10	<10	<10	<10
	>C12-C16 Aliphatics	µg/L	10	See TPH	See TPH	<10	<10	<10	<10	<10	<10	<10	<10	<10
	>C12-C16 Aliphatics (Filtered)	µg/L	5	See TPH	See TPH	<10	<10	<10	<10	<10	<10	<10	<10	<10
	>C16-C21 Aliphatics	µg/L	10	See TPH	See TPH	<10	<10	<10	<10	<10	<10	<10	<10	<10
	>C16-C21 Aliphatics (Filtered)	µg/L	5	See TPH	See TPH	<10	<10	<10	<10	<10	<10	<10	<10	<10
	>C21-C35 Aliphatics	µg/L	10	See TPH	See TPH	<10	<10	<10	<10	<10	<10	25	13	41
	>C21-C35 Aliphatics (Filtered)	µg/L	5	See TPH	See TPH	<10	<10	<10	<10	<10	<10	<10	<10	<10
	>C8-C40 Aliphatics	µg/L	10	16	<10	12	<10	<10	15	<10	33	19	46	
	Total >C5-C35 Aliphatics (Filtered)	µg/L	5	See TPH	See TPH	<100	<100	<100	<100	<100	<100	<200	<200	<200
	>EC5-EC7 Aromatics	µg/L	5	See TPH	See TPH	<100	<100	<100	<100	<100	<100	<200	<200	<200
	>EC5-EC7 Aromatics (Filtered)	µg/L	1	See TPH	See TPH	<100	<100	<100	<100	<100	<100	<200	<200	<200
	>EC7-EC8 Aromatics	µg/L	5	See TPH	See TPH	<100	<100	<100	<100	<100	<100	<200	<200	<200
	>EC7-EC8 Aromatics (Filtered)	µg/L	1	See TPH	See TPH	<100	<100	<100	<100	<100	<100	<200	<200	<200
	>EC9-EC10 Aromatics	µg/L	10	See TPH	See TPH	<10	<10	<10	<10	<10	<10	<10	<10	<10
	>EC9-EC10 Aromatics (Filtered)	µg/L	5	See TPH	See TPH	<10	<10	<10	<10	<10	<10	<10	<10	<10
	>EC10-EC12 Aromatics	µg/L	10	See TPH	See TPH	<10	<10	<10	<10	<10	<10	<10	<10	<10
	>EC10-EC12 Aromatics (Filtered)	µg/L	5	See TPH	See TPH	<10	<10	<10	<10	<10	<10	<10	<10	<10
	>EC8-EC40 Aromatics	µg/L	10	See TPH	See TPH	<10	<10	<10	<10	<10	<10	13	25	21
	>EC12-EC16 Aromatics	µg/L	10	See TPH	See TPH	<10	<10	<10	<10	<10	<10	<10	<10	<10
	>EC12-EC16 Aromatics (Filtered)	µg/L	5	See TPH	See TPH	<10	<10	<10	<10	<10	<10	<10	<10	<10
	>EC16-EC21 Aromatics	µg/L	10	See TPH	See TPH	<10	<10	<10	<10	<10	<10	<10	<10	<10
	>EC16-EC21 Aromatics (Filtered)	µg/L	5	See TPH	See TPH	<10	<10	<10	<10	<10	<10	<10	<10	<10
	>EC21-EC35 Aromatics	µg/L	10	See TPH	See TPH	<10	<10	<10	<10	<10	<10	16	10	21
	>EC21-EC35 Aromatics (Filtered)	µg/L	10	See TPH	See TPH	<10	<10	<10	<10	<10	<10	<10	<10	<10
	Total >EC5-EC40 Aromatics (Filtered)	µg/L	10	See TPH	See TPH	<10	<10	<10	<10	<10	<10	<10	<10	<10
	TPH >C5-C35 Aliphatics/Aromatics (Filtered)	µg/L	10	10 <sup>#15</sup>	10 <sup>#15</sup>	<100	<100	<100	<100	<100	<100	<100	<100	<100
	TPH	>C5-C6	µg/L	100	<100	<100	<100	<100	<100	<100	<100	<100	<100	<100
	TPH	>C6-C7	µg/L	100	<100	<100	<100	<100	<100	<100	<100	<100	<100	<100
	TPH	>C7-C8	µg/L	100	<100	<100	<100	<100	<100	<100	<100	<100	<100	<100
	TPH	>C8-C10	µg/L	100	<100	<100	<100	<100	<100	<100	<100	<100	<100	<100
	TPH	GRD	µg/L	100	<100	<100	<100	<100	<100	<100	<100	<100	<100	<100
	BTEX and MTBE	Benzene	µg/L	1	1 <sup>#1</sup>	1 <sup>#1</sup>	<1	<1	<1	<1	<1	<1	<1	<1
		Benzene (Filtered)	µg/L	1	1 <sup>#1</sup>	1 <sup>#1</sup>	<1	<1	<1	<1	<1	<1	<1	<1
		Toluene	µg/L	1	7.4 <sup>#1</sup>	7.4 <sup>#1</sup>	<5	<5	<5	<5	<5	<5	<5	<5
		Toluene (Filtered)	µg/L	1	7.4 <sup>#1</sup>	7.4 <sup>#1</sup>	<5	<5	<5	<5	<5	<5	<5	<5
		Ethylbenzene	µg/L	1	2.0 <sup>#15</sup>	2.0 <sup>#15</sup>	<1	<1	<1	<1	<1	<1	<1	<1
		Ethylbenzene (Filtered)	µg/L	1	2.0 <sup>#15</sup>	2.0 <sup>#15</sup>	<1	<1	<1	<1	<1	<1	<1	<1
		Xylene (m & p)	µg/L	1	1.6 <sup>#17</sup>	1.6 <sup>#17</sup>	<1	<1	<1	<1	<1	<1	<1	<1
		Xylene (m & p) (Filtered)	µg/L	1	1.6 <sup>#17</sup>	1.6 <sup>#17</sup>	<1	<1	<1	<1	<1	<1	<1	<1
		Xylene (o)	µg/L	1	1.6 <sup>#17</sup>	1.6 <sup>#17</sup>	<1	<1	<1	<1	<1	<1	<1	<1
		Xylene (o) (Filtered)	µg/L	1	1.6 <sup>#17</sup>	1.6 <sup>#17</sup>	<1	<1	<1	<1	<1	<1	<1	<1
Xylene Total		µg/L	2	3.0 <sup>#17</sup>	3.0 <sup>#17</sup>	<1	<1	<1	<1	<1	<1	<1	<1	
Xylene Total (Filtered)		µg/L	1	1.6 <sup>#17</sup>	1.6 <sup>#17</sup>	<1	<1	<1	<1	<1	<1	<1	<1	
MTBE		µg/L	1	1.6 <sup>#18</sup>	1.6 <sup>#18</sup>	<1	<1	<1	<1	<1	<1	<1	<1	
MTBE (Filtered)		µg/L	1	1.6 <sup>#18</sup>	1.6 <sup>#18</sup>	<1	<1	<1	<1	<1	<1	<1	<1	
VOC		Styrene (Filtered)	µg/L	1	5.0 <sup>#2</sup>	5.0 <sup>#2</sup>	<1	<1	<1	<1	<1	<1	<1	<1
	cis-1,3-dichloropropene (Filtered)	µg/L	1	<1	<1	<1	<1	<1	<1	<1	<1	<1	<1	
	trans-1,3-dichloropropene (Filtered)	µg/L	1	<1	<1	<1	<1	<1	<1	<1	<1	<1	<1	
	1,1,1,2-tetrachloroethane (Filtered)	µg/L	1	<1	<1	<1	<1	<1	<1	<1	<1	<1	<1	
	1,1,1-trichloroethane (Filtered)	µg/L	1	1.0 <sup>#20</sup>	1.0 <sup>#20</sup>	<1	<1	<1	<1	<1	<1	<1	<1	
	1,1,2,2-tetrachloroethane (Filtered)	µg/L	1	<1	<1	<1	<1	<1	<1	<1	<1	<1	<1	
	1,1,2-trichloroethane (Filtered)	µg/L	1	3.0 <sup>#22</sup>	4.0 <sup>#22</sup>	<1	<1	<1	<1	<1	<1	<1	<1	
	1,1-dichloroethane (Filtered)	µg/L	1	<1	<1	<1	<1	<1	<1	<1	<1	<1	<1	
	1,1-dichloroethane (Filtered)	µg/L	1	<1	<1	<1	<1	<1	<1	<1	<1	<1	<1	
	1,1-dichloropropene (Filtered)	µg/L	1	<1	<1	<1	<1	<1	<1	<1	<1	<1	<1	
	1,2,3-trichloropropane (Filtered)	µg/L	1	<1	<1	<1	<1	<1	<1	<1	<1	<1	<1	
	1,2,4-trimethylbenzene (Filtered)	µg/L	1	<1	<1	<1	<1	<1	<1	<1	<1	<1	<1	
	1,2-dibromo-3-chloropropane (Filtered)	µg/L	2	<1	<1	<1	<1	<1	<1	<1	<1	<1	<1	
	1,2-dibromoethane (Filtered)	µg/L	1	<1	<1	<1	<1	<1	<1	<1	<1	<1	<1	
	1,2-dichloroethane (Filtered)	µg/L	2	1.0 <sup>#1</sup>	1.0 <sup>#1</sup>	<1	<1	<1	<1	<1	<1	<1	<1	
	1,2-dichloropropane (Filtered)	µg/L	1	<1	<1	<1	<1	<1	<1	<1	<1	<1	<1	
	1,3,5-trimethylbenzene (Filtered)	µg/L	1	<1	<1	<1	<1	<1	<1	<1	<1	<1	<1	
	1,3-dichloropropane (Filtered)	µg/L	1	<1	<1	<1	<1	<1	<1	<1	<1	<1	<1	
	2,2-dichloropropane (Filtered)	µg/L	1	<1	<1	<1	<1	<1	<1	<1	<1	<1	<1	
	2-chlorotoluene (Filtered)	µg/L	1	<1	<1	<1	<1	<1	<1	<1	<1	<1	<1	
	4-chlorotoluene (Filtered)	µg/L	1	<1	<1	<1	<1	<1	<1	<1	<1	<1	<1	
	Bromobenzene (Filtered)	µg/L	1	<1	<1	<1	<1	<1	<1	<1	<1	<1	<1	
	Bromochloromethane (Filtered)	µg/L	5	<1	<1	<1	<1	<1	<1	<1	<1	<1	<1	
	Bromodichloromethane (Filtered)	µg/L	10	<1	<1	<1	<1	<1	<1	<1	<1	<1	<1	
	Bromoform (Filtered)	µg/L	1	<1	<1	<1	<1	<1	<1	<1	<1	<1	<1	
	Bromomethane (Filtered)	µg/L	1	<1	<1	<1	<1	<1	<1	<1	<1	<1	<1	
	Carbon disulfide (Filtered)	µg/L	1	<1	<1	<1	<1	<1	<1	<1	<1	<1	<1	
	Carbon tetrachloride (Filtered)	µg/L	1	1.2 <sup>#1</sup>	1.2 <sup>#1</sup>	<1	<1	<1	<1	<1	<1	<1	<1	
	Chlorodibromomethane (Filtered)	µg/L	3	<1	<1	<1	<1	<1	<1	<1	<1	<1	<1	
	Chloroethane (Filtered)	µg/L	1	<1	<1	<1	<1	<1	<1	<1	<1	<1	<1	
	Chloroform (Filtered)	µg/L	1	2.5 <sup>#1</sup>	2.5 <sup>#1</sup>	<1	<1	<1	<1	<1	<1	<1	<1	
	Chloromethane (Filtered)	µg/L	10	<1	<1	<1	<1	<1	<1	<1	<1	<1	<1	
	cis-1,2-dichloroethane (Filtered)	µg/L	1	<1	<1	<1	<1	<1	<1	<1	<1	<1	<1	
	Diobromomethane (Filtered)	µg/L	1	<1	<1	<1	<1	<1	<1	<1	<1	<1	<1	
	Dichlorodifluoromethane (Filtered)	µg/L	1	<1	<1	<1	<1	<1	<1	<1	<1	<1	<1	
Dichloromethane (Filtered)	µg/L	5	2.0 <sup>#1</sup>	2.0 <sup>#1</sup>	<1	<1	<1	<1	<1	<1	<1	<1		
Isopropylbenzene (Filtered)	µg/L	1</												



Site ID	Lower Thames Crossing	Lower Thames Crossing	Lower Thames Crossing	Lower Thames Crossing	Lower Thames Crossing	Lower Thames Crossing	Lower Thames Crossing	Lower Thames Crossing	Lower Thames Crossing	Lower Thames Crossing
Field ID	SW07005-X-0.00-EW-200109	SW07008-X-0.00-EW-200113	SW07009-X-0.00-EW-200113	SW07010-X-0.00-EW-200113	SW07011-X-0.00-EW-191022	SW07013-X-0.00-EW-200113	SW07014-X-0.00-EW-191016	SW07015-X-0.00-EW-191016	SW07016-X-0.00-EW-191015	
Location Code	SW07005	SW07008	SW07009	SW07010	SW07011	SW07013	SW07014	SW07015	SW07016	
Well										
Sampled Date	09/01/2020	13/01/2020	13/01/2020	13/01/2020	22/10/2019	13/01/2020	16/10/2019	16/10/2019	15/10/2019	

Chem Group	ChemName	outout unit	EQL
	UK Estuaries and coastal waters EQS		
	UK Freshwater EQS		

assessment values if criteria exceeded and narrows (L&L) data available.

#14:Water Framework Directive (Standards and Classification) Directions (England and Wales) 2015. Benzo(a)pyrene can be considered as a marker for other PAH for comparison with the corresponding AA-EQS in water.

#15:No UK EQS for total petroleum hydrocarbons (TPH), or speciated TPH fractions. A value of 50 µg/l is adopted for sum TPH protection of surface water based on 50µg/l-1000µg/l (Surface Waters (Abstraction for Drinking Water) Regulations 1989).

#16:Proposed Environmental Quality Standard, in absence of legislative standard (Ayscough et al., 2002).  
[https://assets.publishing.service.gov.uk/government/uploads/system/uploads/attachment\\_data/file/291223/sp2-115-tr4-e-e.pdf](https://assets.publishing.service.gov.uk/government/uploads/system/uploads/attachment_data/file/291223/sp2-115-tr4-e-e.pdf)

#17:Operational Targets and EQS. EA, April 2018. Value of 30µg/l for sum xylenes split between isomers. Requires summation of m,p & o isomers to use 30µg/l value.

#18:The taste and odour threshold of 15µg/l is commonly adopted as a guide. In situations where there is no risk to a drinking water supply or aquifer, a PNEC value of 2.60µg/l may be used.

#20:Water Framework Directive (Standards and Classification) Directions (England and Wales) 2015. Value of 140µg/l for tetrachloroethane split between 2 isomers. Requires summation of 2 isomers to use 140µg/l value.

#21:Water Framework Directive (Standards and Classification) Directions (England and Wales) 2015. Value of 0.4µg/l for sum isomers split between 3 isomers. Requires summation of isomers to use 0.4µg/l value.

#22:Water Framework Directive (Standards and Classification) Directions (England and Wales) 2015. Value of 20µg/l for sum isomers split between 3 isomers. Requires summation of isomers to use 20µg/l value.

#23:Operational Targets and EQS. EA, April 2018. Maximum Allowable Concentration (MAC) adopted in absence of Annual Average (AA) value.

**Legend**

36.2 Results exceeds GAC.

>50 Results MDL is greater than GAC.

- Determinand has not been tested for.

**Notes**

A range is given where a determinand has been analysed for by more than one method.

		Site ID	Lower Thames Crossing	Lower Thames Crossing	Lower Thames Crossing	Lower Thames Crossing	Lower Thames Crossing	Lower Thames Crossing			
		Field ID	SW07017-X-0.00-EW-191015	SW07019-X-0.00-EW-191031	SW07020-X-0.00-EW-191031	SW07021-X-0.00-EW-191031	SW07022-X-0.00-EW-191031	SW07023-X-0.00-EW-191031			
		Location Code	SW07017	SW07019	SW07020	SW07021	SW07022	SW07023			
		Well	UK Estuaries and coastal waters EQS		UK Freshwater EQS						
		Sampled Date	15/10/2019	31/10/2019	31/10/2019	31/10/2019	31/10/2019	31/10/2019			
Chem Group	ChemName	outout unit	EQI								
Metals	Arsenic	µg/L	24 <sup>st</sup>	59 <sup>th</sup>	8	3	1	3	2	3	
	Arsenic (Filtered)	µg/L	24 <sup>st</sup>	59 <sup>th</sup>	3	3	<1	2	1	2	
	Boron	µg/L	10	7000 <sup>th</sup>	30	21,500	25,000	27,900	24,600	3310	
	Boron (Filtered)	µg/L	10	7000 <sup>th</sup>	2000 <sup>th</sup>	-	-	-	-	-	
	Cadmium	µg/L	0.02	0.2 <sup>nd</sup>	0.08 <sup>th</sup>	0.14	0.13	0.1	0.13	0.11	0.06
	Cadmium (Filtered)	µg/L	0.02	0.2 <sup>nd</sup>	0.08 <sup>th</sup>	0.13	0.08	0.08	0.13	0.13	<0.02
	Chromium (hexavalent) (Filtered)	µg/L	3	0.6 <sup>th</sup>	3.4 <sup>th</sup>	<3	<3	<3	<3	<3	<3
	Chromium (Trivalent) (Filtered)	µg/L	3	4.7 <sup>th</sup>	<3	<3	<3	<3	<3	<3	<3
	Cobalt (Filtered)	µg/L	1	3 <sup>rd</sup>	11	3	1	<1	2	1	3
	Copper	µg/L	1	3.78 <sup>th</sup>	1(h)10 <sup>th</sup>	7	1	<1	2	<1	3
	Copper (Filtered)	µg/L	1	3.78 <sup>th</sup>	1(h)10 <sup>th</sup>	4	<1	<1	1	<1	1
	Iron (Filtered)	µg/L	10	1000 <sup>th</sup>	1000 <sup>th</sup>	130	160	130	130	130	170
	Lead (Filtered)	µg/L	1	1.3 <sup>th</sup>	1.2(h)10 <sup>th</sup>	9706	1472	4528	4302	3068	2310
	Manganese	µg/L	2	<10	123(h)10 <sup>th</sup>	800	4390	4390	4590	3250	2190
	Manganese (Filtered)	µg/L	1	<10	123(h)10 <sup>th</sup>	800	4390	4390	4590	3250	2190
	Mercury	µg/L	0.03	0.073444 <sup>th</sup>	0.073444 <sup>th</sup>	<0.03	<0.03	<0.03	<0.03	<0.03	0.07
	Mercury (Filtered)	µg/L	0.03	0.073444 <sup>th</sup>	0.073444 <sup>th</sup>	<0.03	<0.03	<0.03	<0.03	<0.03	<0.03
	Nickel	µg/L	1	8.6 <sup>th</sup>	4000 <sup>th</sup>	14	9	3	3	3	7
	Nickel (Filtered)	µg/L	1	8.6 <sup>th</sup>	4(h)10 <sup>th</sup>	13	6	3	3	3	7
	Selenium	µg/L	1	2	5	2	5	13	24	6	2
	Selenium (Filtered)	µg/L	1	-	-	-	-	-	-	-	-
	Strontium (Filtered)	µg/L	10	-	-	-	-	-	-	-	-
	Zinc	µg/L	1	7.9 <sup>th</sup>	10.9(h)10 <sup>th</sup>	22	19	5	47	4	6
	Zinc (Filtered)	µg/L	1	7.9 <sup>th</sup>	10.9(h)10 <sup>th</sup>	-	-	-	-	-	-
	Inorganics	Alkalinity (Carbonate as CaCO3)	mg/L	15	-	-	-	-	-	-	-
Alkalinity (Carbonate as CaCO3) (Filtered)		mg/L	15	-	-	-	-	-	-	-	
Calcium Hardness (Filtered)		mg/L	2	-	-	-	-	-	-	-	
Total Hardness (Filtered)		mg/L	2	119	3480	3140	3770	3280	1130	388	
Alkalinity (Bicarbonate as CaCO3)		mg/L	2	388	301	321	358	333	195	388	
Alkalinity (Bicarbonate as CaCO3) (Filtered)		mg/L	20	-	-	-	-	-	-	-	
Ammonia as N (Filtered)		mg/L	0.000036	0.021 <sup>st</sup>	0.01 <sup>st</sup>	-	-	-	-	-	
Ammoniacal Nitrogen as N (Filtered)		mg/L	0.01	0.021 <sup>st</sup>	0.01 <sup>st</sup>	1.1	0.18	0.25	0.4	0.3	0.04
Ammoniacal Nitrogen as NH3 (Filtered)		mg/L	0.024	-	-	-	-	-	-	-	
Bromide		mg/L	0.008	-	-	-	-	-	-	-	
Bromide (Filtered)		mg/L	0.06	-	-	-	-	-	-	-	
Calcium (Filtered)		mg/L	1	36	1080	951	1130	998	291	36	
Chloride (Filtered)		mg/L	1	4860	3230	3070	3290	3020	709	4860	
Cyanide (Free)		µg/L	20	<20	<20	<20	<20	<20	<20	<20	
Cyanide (Free) (Filtered)		µg/L	5	<5	<5	<5	<5	<5	<5	<5	
Cyanide Total		µg/L	20	<20	<20	<20	<20	<20	<20	<20	
Cyanide Total (Filtered)		µg/L	5	<5	<5	<5	<5	<5	<5	<5	
Fluoride		µg/L	100	500 <sup>th</sup>	500 <sup>th</sup>	500	600	400	400	300	400
Fluoride (Filtered)		µg/L	100	500 <sup>th</sup>	500 <sup>th</sup>	-	-	-	-	-	
Iodide (Filtered)		µg/L	0.1	-	-	-	-	-	-	-	
Magnesium (Filtered)		mg/L	1	7	190	186	231	192	97	7	
Nitrate (as N) (Filtered)		mg/L	0.2	<0.2	<0.2	0.8	0.7	<0.2	<0.2	<0.2	
Phosphate (as P) (Filtered)		µg/L	10	-	-	-	-	-	-	-	
Phosphorus		µg/L	100	-	-	-	-	-	-	-	
Phosphorus (Filtered)		µg/L	100	-	-	-	-	-	-	-	
Potassium (Filtered)		mg/L	1	5	442	338	304	259	96	5	
Sodium (Filtered)		mg/L	1	33	2460	1930	2120	1770	512	33	
Sulphate (Filtered)		mg/L	1	400 <sup>th</sup>	22	3130	2630	2830	2450	988	
PAH		Naphthalene	µg/L	0.01	<0.01	<0.01	<0.01	<0.01	<0.01	<0.01	<0.01
		Naphthalene (Filtered)	µg/L	0.01	<0.01	<0.01	<0.01	<0.01	<0.01	<0.01	<0.01
		Acenaphthene	µg/L	0.01	No UK EQS	<0.01	<0.01	<0.01	<0.01	<0.01	<0.01
		Acenaphthene (Filtered)	µg/L	0.01	No UK EQS	-	-	-	-	-	-
		Acenaphthylene	µg/L	0.01	No UK EQS	<0.01	<0.01	<0.01	<0.01	<0.01	<0.01
		Acenaphthylene (Filtered)	µg/L	0.01	No UK EQS	-	-	-	-	-	-
		Fluoranthene	µg/L	0.01	0.004 <sup>th</sup>	0.01	<0.01	<0.01	<0.01	<0.01	<0.01
	Fluoranthene (Filtered)	µg/L	0.01	0.004 <sup>th</sup>	0.01	<0.01	<0.01	<0.01	<0.01	<0.01	
	Anthracene	µg/L	0.01	0.1 <sup>st</sup>	-	<0.01	<0.01	<0.01	<0.01	<0.01	
	Anthracene (Filtered)	µg/L	0.01	0.1 <sup>st</sup>	-	<0.01	<0.01	<0.01	<0.01	<0.01	
	Phenanthrene	µg/L	0.01	No UK EQS	<0.01	<0.01	<0.01	<0.01	<0.01	<0.01	
	Phenanthrene (Filtered)	µg/L	0.01	No UK EQS	-	-	-	-	-	-	
	Fluorene	µg/L	0.01	No UK EQS	<0.01	<0.01	<0.01	<0.01	<0.01	<0.01	
	Fluorene (Filtered)	µg/L	0.01	No UK EQS	-	-	-	-	-	-	
	Chrysene	µg/L	0.01	No UK EQS	<0.01	<0.01	<0.01	<0.01	<0.01	<0.01	
	Chrysene (Filtered)	µg/L	0.01	No UK EQS	-	-	-	-	-	-	
	Pyrene	µg/L	0.01	No UK EQS	0.01	<0.01	<0.01	<0.01	<0.01	<0.01	
	Pyrene (Filtered)	µg/L	0.01	No UK EQS	-	-	-	-	-	-	
	Benzo(a)anthracene	µg/L	0.01	No UK EQS	<0.01	<0.01	<0.01	<0.01	<0.01	<0.01	
	Benzo(a)anthracene (Filtered)	µg/L	0.01	No UK EQS	-	-	-	-	-	-	
	Benzo(b)fluoranthene	µg/L	0.01	See Bap <sup>14</sup>	0.01	<0.01	<0.01	<0.01	<0.01	<0.01	
	Benzo(b)fluoranthene (Filtered)	µg/L	0.01	See Bap <sup>14</sup>	0.01	<0.01	<0.01	<0.01	<0.01	<0.01	
	Benzo(k)fluoranthene	µg/L	0.01	See Bap <sup>14</sup>	<0.01	<0.01	<0.01	<0.01	<0.01	<0.01	
	Benzo(k)fluoranthene (Filtered)	µg/L	0.01	See Bap <sup>14</sup>	<0.01	<0.01	<0.01	<0.01	<0.01	<0.01	
	Benzo(a)pyrene	µg/L	0.01	0.0017 <sup>th</sup>	0.01	<0.01	<0.01	<0.01	<0.01	<0.01	
	Benzo(a)pyrene (Filtered)	µg/L	0.01	0.0017 <sup>th</sup>	0.01	<0.01	<0.01	<0.01	<0.01	<0.01	
	Dibenz(a,h)anthracene	µg/L	0.01	0.0017 <sup>th</sup>	-	<0.01	<0.01	<0.01	<0.01	<0.01	
	Dibenz(a,h)anthracene (Filtered)	µg/L	0.01	No UK EQS	<0.01	<0.01	<0.01	<0.01	<0.01	<0.01	
	Benzo(a,h)perylene	µg/L	0.01	See Bap <sup>14</sup>	0.01	<0.01	<0.01	<0.01	<0.01	<0.01	
	Benzo(a,h)perylene (Filtered)	µg/L	0.01	See Bap <sup>14</sup>	<0.01	<0.01	<0.01	<0.01	<0.01	<0.01	
Indeno(1,2,3-c,d)pyrene	µg/L	0.01	See Bap <sup>14</sup>	<0.01	<0.01	<0.01	<0.01	<0.01	<0.01		
Indeno(1,2,3-c,d)pyrene (Filtered)	µg/L	0.01	See Bap <sup>14</sup>	<0.01	<0.01	<0.01	<0.01	<0.01	<0.01		
PAH 16 Total	µg/L	0.16	<0.17	<0.18	<0.18	<0.16	<0.16	<0.16	<0.16		
PAH 16 Total (Filtered)	µg/L	0.01	-	-	-	-	-	-	-		
TPH CWG	>C6 Aliphatics	µg/L	100	See TPH	See TPH	<100	<100	<100	<100	<100	
	>C6 Aliphatics (Filtered)	µg/L	100	See TPH	See TPH	<100	<100	<100	<100	<100	
	>C6 Aliphatics	µg/L	100	See TPH	See TPH	<100	<100	<100	<100	<100	
	>C6 Aliphatics (Filtered)	µg/L	100	See TPH	See TPH	<100	<100	<100	<100	<100	
	>C6 Aliphatics (Filtered)	µg/L	1	See TPH	See TPH	-	-	-	-	-	

Chem Group	ChemName	outout unit	EOL	Well		Well		Well		Well		Well	
				Sampled Date	Time	Sampled Date	Time	Sampled Date	Time	Sampled Date	Time	Sampled Date	Time
				15/10/2019		31/10/2019		31/10/2019		31/10/2019		31/10/2019	
				UK Estuaries and coastal waters EQS		UK Freshwater EQS							
	>C7-C8 Aliphatics	µg/L	100			<100		<100		<100		<100	
	>C8-C10 Aliphatics	µg/L	10	See TPH	See TPH	<10		<10		<10		<10	
	>C8-C10 Aliphatics (Filtered)	µg/L	5	See TPH	See TPH	<10		<10		<10		<10	
	>C10-C12 Aliphatics	µg/L	10	See TPH	See TPH	<10		<10		<10		<10	
	>C10-C12 Aliphatics (Filtered)	µg/L	5	See TPH	See TPH	-		-		-		-	
	>C12-C16 Aliphatics	µg/L	10	See TPH	See TPH	<10		<10		<10		<10	
	>C12-C16 Aliphatics (Filtered)	µg/L	5	See TPH	See TPH	-		-		-		-	
	>C16-C21 Aliphatics	µg/L	10	See TPH	See TPH	<10		<10		<10		<10	
	>C16-C21 Aliphatics (Filtered)	µg/L	5	See TPH	See TPH	-		-		-		-	
	>C21-C35 Aliphatics	µg/L	10	See TPH	See TPH	<10		<10	11	<10		<10	
	>C21-C35 Aliphatics (Filtered)	µg/L	5	See TPH	See TPH	-		-		-		-	
	>C8-C40 Aliphatics	µg/L	10			14		17		25		11	
	Total >C5-C35 Aliphatics (Filtered)	µg/L	5	See TPH	See TPH	-		-		-		-	
	>EC5-EC7 Aromatics	µg/L	5	See TPH	See TPH	<200		<100		<100		<1	
	>EC5-EC7 Aromatics (Filtered)	µg/L	1	See TPH	See TPH	-		-		-		-	
	>EC7-EC8 Aromatics	µg/L	5	See TPH	See TPH	<200		<100		<100		<1	
	>EC7-EC8 Aromatics (Filtered)	µg/L	1	See TPH	See TPH	-		-		-		-	
	>EC8-EC10 Aromatics	µg/L	10	See TPH	See TPH	<10		<10		<10		<10	
	>EC8-EC10 Aromatics (Filtered)	µg/L	5	See TPH	See TPH	-		-		-		-	
	>EC10-EC12 Aromatics	µg/L	10	See TPH	See TPH	<10		<10		<10		<10	
	>EC10-EC12 Aromatics (Filtered)	µg/L	5	See TPH	See TPH	-		-		-		-	
	>EC8-EC40 Aromatics	µg/L	10			21		<10		16		21	
	>EC12-EC16 Aromatics	µg/L	10	See TPH	See TPH	<10		<10		<10		<10	
	>EC12-EC16 Aromatics (Filtered)	µg/L	5	See TPH	See TPH	-		-		-		-	
	>EC16-EC21 Aromatics	µg/L	10	See TPH	See TPH	<10		<10		<10		<10	
	>EC16-EC21 Aromatics (Filtered)	µg/L	5	See TPH	See TPH	-		-		-		-	
	>EC21-EC35 Aromatics	µg/L	10	See TPH	See TPH	11		<10		<10		<10	
	>EC21-EC35 Aromatics (Filtered)	µg/L	10	See TPH	See TPH	-		-		-		-	
	Total >EC5-EC35 Aromatics (Filtered)	µg/L	10	See TPH	See TPH	-		-		-		-	
	TPH >C5-C35 Aliphatics/Aromatics (Filtered)	µg/L	10	10 <sup>#15</sup>	10 <sup>#15</sup>	-		-		-		-	
TPH	>C5-C6	µg/L	100			<100		<100		<100		<100	
	>C6-C7	µg/L	100			<100		<100		<100		<100	
	>C7-C8	µg/L	100			<100		<100		<100		<100	
	>C8-C10	µg/L	100			<100		<100		<100		<100	
	GRD	µg/L	100			<100		<100		<100		<100	
BTEX and MTBE	Benzene	µg/L	1	10 <sup>#1</sup>	10 <sup>#1</sup>	<1		<1		<1		<1	
	Benzene (Filtered)	µg/L	1	10 <sup>#1</sup>	10 <sup>#1</sup>	-		-		-		-	
	Toluene	µg/L	1	7.4 <sup>#1</sup>	7.4 <sup>#1</sup>	<1		<1		<1		<1	
	Toluene (Filtered)	µg/L	1	7.4 <sup>#1</sup>	7.4 <sup>#1</sup>	-		-		-		-	
	Ethylbenzene	µg/L	1	20 <sup>#16</sup>	20 <sup>#16</sup>	<1		<1		<1		<1	
	Ethylbenzene (Filtered)	µg/L	1	20 <sup>#16</sup>	20 <sup>#16</sup>	-		-		-		-	
	Xylene (m & p)	µg/L	1	14 <sup>#17</sup>	14 <sup>#17</sup>	<1		<1		<1		<1	
	Xylene (m & p) (Filtered)	µg/L	1	14 <sup>#17</sup>	14 <sup>#17</sup>	-		-		-		-	
	Xylene (o)	µg/L	1	14 <sup>#17</sup>	14 <sup>#17</sup>	<1		<1		<1		<1	
	Xylene (o) (Filtered)	µg/L	1	14 <sup>#17</sup>	14 <sup>#17</sup>	-		-		-		-	
	Xylene Total	µg/L	2	30 <sup>#17</sup>	30 <sup>#17</sup>	<2		<2		<2		<2	
	MTBE	µg/L	1	14 <sup>#18</sup>	14 <sup>#18</sup>	<1		<1		<1		<1	
	MTBE (Filtered)	µg/L	1	14 <sup>#18</sup>	14 <sup>#18</sup>	-		-		-		-	
VOC	Styrene (Filtered)	µg/L	1	50 <sup>#2</sup>	50 <sup>#2</sup>	-		-		-		-	
	cis-1,3-dichloropropene (Filtered)	µg/L	1	-	-	-		-		-		-	
	trans-1,3-dichloropropene (Filtered)	µg/L	1	-	-	-		-		-		-	
	1,1,1,2-tetrachloroethane (Filtered)	µg/L	1	-	-	-		-		-		-	
	1,1,1-trichloroethane (Filtered)	µg/L	1	100 <sup>#3</sup>	100 <sup>#3</sup>	-		-		-		-	
	1,1,2,2-tetrachloroethane (Filtered)	µg/L	1	-	-	-		-		-		-	
	1,1,2-trichloroethane (Filtered)	µg/L	1	300 <sup>#2</sup>	400 <sup>#2</sup>	-		-		-		-	
	1,1-dichloroethane (Filtered)	µg/L	1	-	-	-		-		-		-	
	1,1-dichloroethane (Filtered)	µg/L	1	-	-	-		-		-		-	
	1,1-dichloropropane (Filtered)	µg/L	1	-	-	-		-		-		-	
	1,2,3-trichloropropane (Filtered)	µg/L	1	-	-	-		-		-		-	
	1,2,4-trimethylbenzene (Filtered)	µg/L	1	-	-	-		-		-		-	
	1,2-dibromo-3-chloropropane (Filtered)	µg/L	2	-	-	-		-		-		-	
	1,2-dibromoethane (Filtered)	µg/L	1	-	-	-		-		-		-	
	1,2-dichloroethane (Filtered)	µg/L	2	10 <sup>#1</sup>	10 <sup>#1</sup>	-		-		-		-	
	1,2-dichloropropane (Filtered)	µg/L	1	-	-	-		-		-		-	
	1,3,5-trimethylbenzene (Filtered)	µg/L	1	-	-	-		-		-		-	
	1,3-dichloropropane (Filtered)	µg/L	1	-	-	-		-		-		-	
	2,2-dichloropropane (Filtered)	µg/L	1	-	-	-		-		-		-	
	2-chlorotoluene (Filtered)	µg/L	1	-	-	-		-		-		-	
	4-chlorotoluene (Filtered)	µg/L	1	-	-	-		-		-		-	
	Bromobenzene (Filtered)	µg/L	1	-	-	-		-		-		-	
	Bromochloromethane (Filtered)	µg/L	5	-	-	-		-		-		-	
	Bromodichloromethane (Filtered)	µg/L	10	-	-	-		-		-		-	
	Bromoform (Filtered)	µg/L	1	-	-	-		-		-		-	
	Bromomethane (Filtered)	µg/L	1	-	-	-		-		-		-	
	Carbon disulfide (Filtered)	µg/L	1	-	-	-		-		-		-	
	Carbon tetrachloride (Filtered)	µg/L	1	12 <sup>#1</sup>	12 <sup>#1</sup>	-		-		-		-	
	Chlorodibromomethane (Filtered)	µg/L	3	-	-	-		-		-		-	
	Chloroethane (Filtered)	µg/L	1	-	-	-		-		-		-	
	Chloroform (Filtered)	µg/L	1	2.4 <sup>#1</sup>	2.4 <sup>#1</sup>	-		-		-		-	
	Chloromethane (Filtered)	µg/L	10	-	-	-		-		-		-	
	cis-1,2-dichloroethane (Filtered)	µg/L	1	-	-	-		-		-		-	
	Diobromomethane (Filtered)	µg/L	1	-	-	-		-		-		-	
	Dichlorodifluoromethane (Filtered)	µg/L	1	-	-	-		-		-		-	
	Dichloromethane (Filtered)	µg/L	5	20 <sup>#1</sup>	20 <sup>#1</sup>	-		-		-		-	
	Isopropylbenzene (Filtered)	µg/L	1	-	-	-		-		-		-	
	n-butylbenzene (Filtered)	µg/L	1	-	-	-		-		-		-	
	n-propylbenzene (Filtered)	µg/L	1	-	-	-		-		-		-	
	p-isopropyltoluene (Filtered)	µg/L	1	-	-	-		-		-		-	
	sec-butylbenzene (Filtered)	µg/L	1	-	-	-		-		-		-	
	Trichloroethene (Filtered)	µg/L	1	10 <sup>#1</sup>	10 <sup>#1</sup>	-		-		-		-	
	tert-butylbenzene (Filtered)	µg/L	2	-	-	-		-		-		-	

		Site_ID	Lower Thames Crossing	Lower Thames Crossing	Lower Thames Crossing	Lower Thames Crossing	Lower Thames Crossing	Lower Thames Crossing
		Field_ID	SW07017-X-0.00-EW-191015	SW07019-X-0.00-EW-191031	SW07020-X-0.00-EW-191031	SW07021-X-0.00-EW-191031	SW07022-X-0.00-EW-191031	SW07023-X-0.00-EW-191031
		Location Code	SW07017	SW07019	SW07020	SW07021	SW07022	SW07023
		Well						
		Sampled Date	15/10/2019	31/10/2019	31/10/2019	31/10/2019	31/10/2019	31/10/2019
		Time						
		UK Estuaries and coastal waters EQS						
		UK Freshwater EQS						
Chem_Group	ChemName	outout unit	EQI					
	Tetrachloroethene (Filtered)	µg/L	1	10 <sup>21</sup>	-	-	-	-
	trans-1,2-dichloroethene (Filtered)	µg/L	1	-	-	-	-	-
	Trichlorofluoromethane (Filtered)	µg/L	1	-	-	-	-	-
	Vinyl chloride (Filtered)	µg/L	1	-	-	-	-	-
VOCS/VO	1,2,3-trichlorobenzene (Filtered)	µg/L	3	0.13 <sup>EQ1</sup>	0.13 <sup>EQ1</sup>	-	-	-
	1,2,4-trichlorobenzene (Filtered)	µg/L	3	0.13 <sup>EQ1</sup>	0.13 <sup>EQ1</sup>	-	-	-
	1,2-dichlorobenzene (Filtered)	µg/L	1	6.7 <sup>EQ2</sup>	6.7 <sup>EQ2</sup>	-	-	-
	1,3-dichlorobenzene (Filtered)	µg/L	1	6.7 <sup>EQ2</sup>	6.7 <sup>EQ2</sup>	-	-	-
	1,4-dichlorobenzene (Filtered)	µg/L	1	6.7 <sup>EQ2</sup>	6.7 <sup>EQ2</sup>	-	-	-
	Chlorobenzene (Filtered)	µg/L	1	-	-	-	-	-
	Hexachlorocyclopentadiene (Filtered)	µg/L	1	-	-	-	-	-
	Hexachlorocyclopentadiene (Filtered)	µg/L	1	0.61MAC <sup>EQ10</sup>	0.61MAC <sup>EQ10</sup>	-	-	-
Phenolics	Trimethylphenols (Filtered)	µg/L	0.5	-	<0.5	<0.5	<0.5	<0.5
	Cresol Total (Filtered)	µg/L	0.5	-	<0.5	<0.5	<0.5	<0.5
	Dimethylphenols (Filtered)	µg/L	0.5	-	<0.5	<0.5	<0.5	<0.5
	Phenol (Filtered)	µg/L	0.5	7.7 <sup>EQ1</sup>	7.7 <sup>EQ1</sup>	<0.5	<0.5	<0.5
	Total Phenols (Filtered)	µg/L	10	-	-	-	-	-
Other	Temperature	°C	-	-	-	-	-	-
	Biochemical Oxygen Demand (5-day test)	µg/L	1000	19.300	2400	1300	4300	3800
	Conductivity @ 25°C	mS/cm	0.01	16.3	12.9	12.4	12.8	11.9
	Conductivity @ 20°C (Filtered)	µS/cm	10	-	-	-	-	-
	Total Dissolved Solids (Filtered)	mg/L	5	-	-	-	-	-
	Biological Oxygen Demand (Filtered)	mg/L	1	-	-	-	-	-
	Chemical Oxygen Demand	mg/L	5	91	60	64	74	45
	Chemical Oxygen Demand (Filtered)	mg/L	5	-	-	-	-	-
	Dissolved Organic Carbon (Filtered)	µg/L	200	500	11,000	6600	11,000	9000
	pH (Lab)	pH Units		6-8.5/MAC <sup>EQ23</sup>	7.6	7.4	7.4	7.2
	pH (Lab) (Filtered)	pH Units	0.01	6-8.5/MAC <sup>EQ23</sup>	6-9/MAC <sup>EQ23</sup>	-	-	-
	Salinity	psu (thousand)	0.1	-	-	-	-	-

Env Stds Comments

- #1:Water Framework Directive (Standards and Classification) Directions (England and Wales) 2015.
- #2:Operational Targets and EQS. EA, April 2018
- #3:Water Framework Directive (Standards & Classification) Directions (England & Wales) 2015. Dissolved fraction.
- #4:Water Framework Directive (Standards & Classification) Directions (England & Wales) 2015. Dissolved fraction. Lowest criteria presented (<40mg/l of CaCO3). See further assessment if criteria exceeded and hardness (CaCO3) data available.
- #5:Water Framework Directive (Standards and Classification) Directions (England and Wales) 2015. Dissolved Fraction. If hexavalent chromium (CrVI) data is available, a value of 4.7µg/l may be appropriate for the remaining trivalent chromium (CrIII).
- #6:Operational Targets and EQS. EA, April 2018. Dissolved fraction.
- #7:Water Framework Directive (Standards and Classification) Directions (England and Wales) 2015. Dissolved Fraction. If DOC >1mg/l then a higher criteria applies [3.76+12.677x(DOC/2-0.5)]
- #8:Water Framework Directive (Standards & Classification) Directions (England & Wales) 2015. Dissolved & bioavailable (bio) fraction plus background. M-BAT tool to assess: <http://wfd.uk.org/resources/river-lakes-metal-bioavailability-assessment-tool-m-bat>
- #9:Water Framework Directive (Standards & Classification) Directions (England & Wales) 2015. Bioavailable (bio) fraction. M-BAT tool to assess: <http://wfd.uk.org/resources/river-lakes-metal-bioavailability-assessment-tool-m-bat>
- #10:Water Framework Directive (Standards and Classification) Directions (England and Wales) 2015. Dissolved Fraction. MAC adopted in absence of AA value.
- #11:Operational Targets and EQS. EA, April 2018. Dissolved plus ambient background concentration. For saltwater, an Ambient Background Concentration of 1.1 µg/l has been used.
- #12:Water Framework Directive (Standards and Classification) Directions (England and Wales) 2015. Indicator of 'good' status (90%ile) - Ammonia standard for lakes and rivers (total ammonia as nitrogen).
- #13:Operational Targets and EQS. EA, April 2018. Dissolved fraction. Lowest criteria presented (<50 mg/l CaCO3). See further assessment if criteria exceeded and hardness (CaCO3) data available.



Site ID	Lower Thames Crossing	Lower Thames Crossing	Lower Thames Crossing	Lower Thames Crossing	Lower Thames Crossing	Lower Thames Crossing
Field ID	SW07017-X-0.00-EW-191015	SW07019-X-0.00-EW-191031	SW07020-X-0.00-EW-191031	SW07021-X-0.00-EW-191031	SW07022-X-0.00-EW-191031	SW07023-X-0.00-EW-191031
Location Code	SW07017	SW07019	SW07020	SW07021	SW07022	SW07023
Well						
Sampled Date	15/10/2019	31/10/2019	31/10/2019	31/10/2019	31/10/2019	31/10/2019
Time						
UK Estuaries and coastal waters EQS						
UK Freshwater EQS						

Chem Group	ChemName	outout unit	EQL

assessment, values if criteria exceeded and narrows (L&L) data available.

#14:Water Framework Directive (Standards and Classification) Directions (England and Wales) 2015. Benzo(a)pyrene can be considered as a marker for other PAH for comparison with the corresponding AA-EQS in water.

#15:No UK EQS for total petroleum hydrocarbons (TPH), or speciated TPH fractions. A value of 50 µg/l is adopted for sum TPH protection of surface water based on 50µg/l-1000µg/l (Surface Waters (Abstraction for Drinking Water) Regulations 1989).

#16:Proposed Environmental Quality Standard, in absence of legislative standard (Ayscough et al., 2002).  
[https://assets.publishing.service.gov.uk/government/uploads/system/uploads/attachment\\_data/file/291223/sp2-115-tr4-e-e.pdf](https://assets.publishing.service.gov.uk/government/uploads/system/uploads/attachment_data/file/291223/sp2-115-tr4-e-e.pdf)

#17:Operational Targets and EQS. EA, April 2018. Value of 30µg/l for sum xylenes split between isomers. Requires summation of m,p & o isomers to use 30µg/l value.

#18:The taste and odour threshold of 15µg/l is commonly adopted as a guide.

#19:The taste and odour threshold of 15µg/l is commonly adopted as a guide. In situations where there is no risk to a drinking water supply or aquifer, a PNEC value of 2.60µg/l may be used.

#20:Water Framework Directive (Standards and Classification) Directions (England and Wales) 2015. Value of 140µg/l for tetrachloroethane split between 2 isomers. Requires summation of 2 isomers to use 140µg/l value.

#21:Water Framework Directive (Standards and Classification) Directions (England and Wales) 2015. Value of 0.4µg/l for sum isomers split between 3 isomers. Requires summation of isomers to use 0.4µg/l value.

#22:Water Framework Directive (Standards and Classification) Directions (England and Wales) 2015. Value of 20µg/l for sum isomers split between 3 isomers. Requires summation of isomers to use 20µg/l value.

#23:Operational Targets and EQS. EA, April 2018. Maximum Allowable Concentration (MAC) adopted in absence of Annual Average (AA) value.

**Legend**

36.2 Results exceeds GAC.

>50 Results MDL is greater than GAC.

- Determinand has not been tested for.

**Notes**

A range is given where a determinand has been analysed for by more than one method.

## Annex B-I Periodic ground gas monitoring results

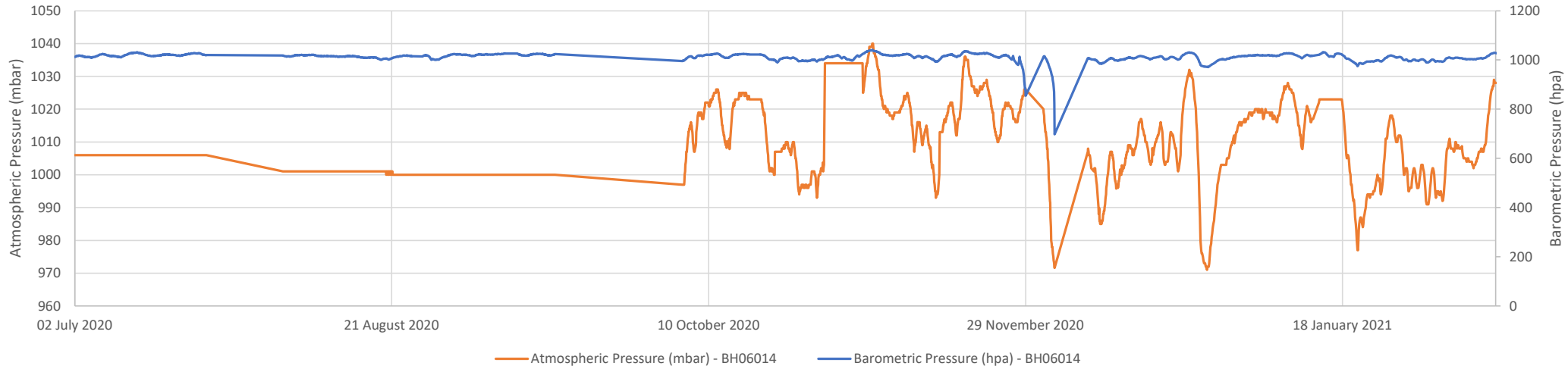
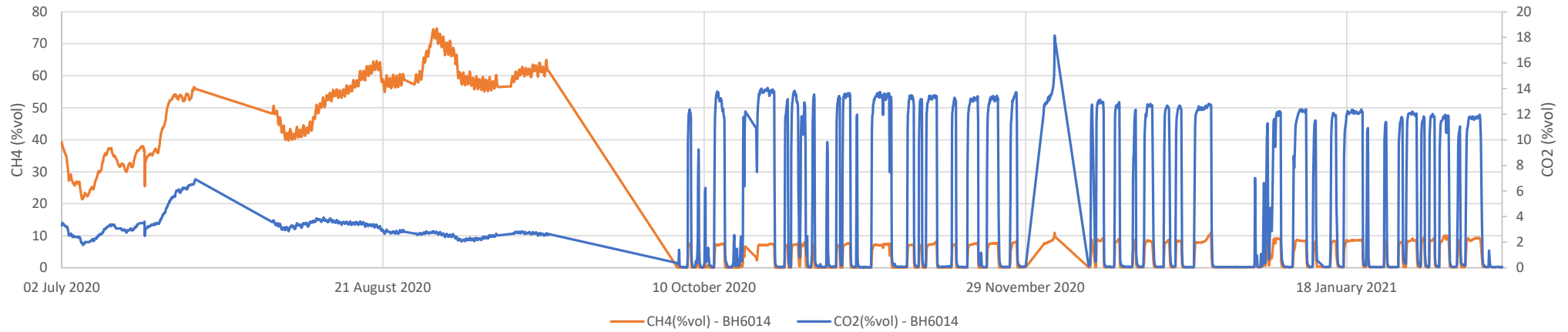
Location ID	Steady state flow rate range (l/hr)	Methane concentration range (%v/v)	Carbon dioxide concentration (%v/v)	Oxygen concentration range (%v/v)	Hydrogen sulphide concentration (ppm)	Carbon monoxide concentration (ppm)	VOC range by PID (ppm)	Atmospheric pressure at time of monitoring range (mbar)	Response zone range (m)	Groundwater level range (m)	Number of monitoring rounds
BH06014	-8.2 - 8.3	2.8 - 10.5	1.6 - 12	0.1 - 21.2	0 - 0	1.9 - 8.1	0 - 0	992 - 1038	3.2 - 6.7	4.94 - 5.1	12
BH06015	-2.1 - 0	0.2 - 3.7	0 - 0	6.3 - 21.1	5.1 - 5.1	2 - 1000	0 - 0.8	992 - 1038	12.5 - 16	2.21 - 3.88	11
BH06016	-800 - 3.1	0.9 - 43.2	0.4 - 0.4	3 - 21.4	0 - 0	2 - 26.6	0 - 1.8	992 - 1028	12.25 - 14.75	1.64 - 10.23	10
BH06017	-4.1 - 2.1	2 - 6.2	0.1 - 18	0.1 - 11.2	0 - 0	1 - 1	0 - 0	1004 - 1040	3.75 - 7.25	4.34 - 5.37	8
BH07007	-800 - 26.9	0 - 99	0 - 21	0 - 21.7	1.1 - 80	1.1 - 1000	0 - 4.7	984 - 1052	4.5 - 8	1.64 - 10.23	14
BH07008	-0.1 - 2.4	1.8 - 23.5	0.4 - 14	5.4 - 20.6	1.4 - 1.4	1.4 - 1.4	0 - 0	991 - 1022	12.75 - 16.25	3.98 - 4.7	8
BH07010	-8.6 - 0.1	0 - 11	0.1 - 17	0 - 21.3	0 - 0	2.1 - 11.9	0 - 0.9	993 - 1031	2.75 - 6.25	5.15 - 5.34	9
BH07011	-14.4 - 20.2	0 - 8.2	1.4 - 36.1	0 - 21.7	0 - 0	0 - 0	0.1 - 30.1	992 - 1052	2.25 - 5.75	0 - 0	11
BH07018	-6.9 - 1.3	1.4 - 12.5	0 - 0	15.7 - 20.6	1.3 - 2.2	14.5 - 58.5	0.2 - 0.2	1012 - 1029	54 - 60	7.22 - 7.93	4
BH07019	-4 - 4.1	0.1 - 4.5	0.5 - 21	0.1 - 20.5	6.6 - 33.5	1.61 - 54.5	0 - 0	991 - 1036	1.75 - 5.25	4.72 - 4.88	8
BH07020	-1.5 - 1.1	0.2 - 10.5	0.9 - 2.7	11.8 - 20.5	2.4 - 9.5	2.6 - 88	0 - 0	991 - 1036	11.75 - 15.25	0.05 - 3.26	9
BH07021	-5.5 - 2.4	0.1 - 0.9	0.1 - 0.2	4.4 - 20.5	0 - 0	1.4 - 11.5	0 - 0	991 - 1038	27.9 - 30	6.4 - 8	9
BH07023	-2.9 - 2.7	0.1 - 5.1	1.5 - 7.9	1.1 - 20.9	2.9 - 2.9	1.1 - 32	0 - 0	998 - 1036	12.75 - 16.25	4.6 - 4.85	10
BH07024	-1.4 - 185	0.2 - 5.1	0.3 - 14	1 - 21.6	0 - 0	13.7 - 22.8	0 - 0	991 - 1036	9.5 - 12	2.19 - 8.93	11
BH07030	-0.2 - 0.7	0.8 - 5.5	0.5 - 0.7	7.2 - 20.2	3.7 - 3.7	6.6 - 58	0 - 0	999 - 1036	3 - 6.2	0.29 - 2.67	7
BH07031	-1.5 - 1.5	0.2 - 8.1	1.1 - 2.4	17.6 - 21.4	0 - 0	2.2 - 12.4	0 - 0.6	1000 - 1036	12.75 - 15.85	0 - 3.05	10
BH07032	-6.2 - 8	0.8 - 72	0.2 - 26	2.4 - 21.2	1.4 - 6.9	1 - 30.9	0 - 0	999 - 1033	28.25 - 32	6.07 - 8.05	8
BH07034	-1.4 - 0	39.5 - 43	0 - 0	2.7 - 4.9	4 - 39.6	149 - 390	0 - 0	1012 - 1030	2.75 - 6.25	3.87 - 4.37	2
BH07038	0 - 0	0.1 - 0.2	0.4 - 1	11.4 - 17.3	0 - 0	6.9 - 6.9	0 - 0	989 - 1023	4.5 - 7.25	4.6 - 4.75	4
BH07039	0 - 0	82 - 82	0 - 0	3.5 - 3.5	2.3 - 2.3	76.9 - 76.9	0 - 0	1024 - 1024	10.25 - 13.75	5.21 - 5.21	1
BH07046	-4.5 - 11.6	65 - 99	1 - 4.8	0.1 - 20.9	4.5 - 80	76.6 - 121	0 - 0	989 - 1038	4 - 6.25	4.66 - 4.79	12
BH07049	0.2 - 0.2	0 - 0	0 - 0	20.7 - 20.7	0 - 0	0 - 0	0 - 0	1013 - 1013	6.6 - 12.6	0.56 - 0.56	1
BH07053	-3.1 - 0.2	33 - 90	3 - 10	0.6 - 20.6	2.2 - 2.2	22.9 - 66.3	0 - 0	995 - 1030	19.3 - 25.3	7.34 - 7.83	4
BH07056	-0.7 - 0.2	0.3 - 93	0.5 - 6.5	0.6 - 20.9	22.7 - 22.7	154 - 154	0 - 0.2	1005 - 1032	12 - 14	1.41 - 6.38	5
BH07060	-1.9 - 4.6	9 - 40	1 - 20	0.3 - 21	1.2 - 10.6	2.4 - 78.2	4 - 4	989 - 1031	3.25 - 6.75	5.45 - 5.64	8
BH07062	-2.2 - 4.9	10.5 - 25.5	0.6 - 12	17.2 - 20.8	0 - 0	2.4 - 8.3	0 - 0	1021 - 1025	9 - 12.5	4.26 - 6.53	3
BH07063	0.1 - 0.1	49 - 49	2.3 - 2.3	20.7 - 20.7	15.4 - 15.4	142 - 142	0 - 0	1021 - 1021	28.65 - 31.25	7.51 - 7.51	1
BH07064	-6.3 - 7.4	42.5 - 85	2.5 - 9.1	0.1 - 5.3	1.8 - 27.1	1.1 - 6.3	0 - 0	987 - 1046	2.5 - 6	4.31 - 4.49	11
BH07065	-0.9 - 7.2	13 - 83	3.7 - 23	0.1 - 18.7	5.7 - 5.7	1.4 - 5.7	0 - 0	987 - 1038	10 - 13	1 - 7.55	10
BH07066	0 - 14.2	60 - 94	0.6 - 15	0.4 - 7.3	4 - 156	3.5 - 950	0.5 - 0.5	989 - 1038	12 - 15	4.27 - 6.4	11
BH07067	-0.9 - 0	0 - 68.8	2.3 - 14.2	0 - 20.8	0 - 0	92 - 92	0 - 0.4	1005 - 1033	2.75 - 6.25	0.54 - 3.5	7
BH07068	-1.7 - 0	0 - 1	1.1 - 5.7	8.3 - 20.7	0 - 0	0 - 0	0 - 0.7	1004 - 1033	8.75 - 12.25	0.49 - 0.7	8
BH07069	-5.3 - 36.9	64.8 - 81	0 - 0	0 - 20.5	0 - 0	2.3 - 20.5	0 - 0.3	1004 - 1033	22.1 - 24.5	0.48 - 0.79	8
BH07071	-7.7 - 0.3	0.7 - 14	0 - 0.2	0 - 20.6	5.7 - 6.3	195 - 209	0.6 - 1.4	1001 - 1023	3.5 - 7	4.34 - 4.52	9
BH07091	0 - 17.7	0.7 - 9.9	0 - 0.5	0 - 19.4	0 - 0	2 - 5	0 - 1.8	988 - 1031	5 - 8.6	2.355 - 5.52	20
BH07092	-4.5 - 3.6	0 - 0.8	0 - 20.4	0 - 21.2	0 - 0	0 - 0	0.1 - 0.2	982 - 1029	4.75 - 7.9	4.68 - 5.12	16
BH07093	-9.9 - 26.9	1.1 - 40.4	0.6 - 10.3	0 - 9.6	0 - 0	0 - 0	0.1 - 0.2	989 - 1028	1.3 - 4.8	0 - 0	20
BH07094	0 - 11	0 - 83.4	0 - 21.3	0 - 21.2	0 - 0	1.2 - 2.3	0 - 0.3	984 - 1031	6 - 10	5.92 - 6.2	20
BH07095	0 - 0	0 - 0	0 - 0	8.6 - 21.2	0 - 0	0 - 0	0.1 - 6.5	984 - 1027	1.3 - 4.75	1.83 - 2.501	6
BH07096	-3.5 - 23.4	0.1 - 27	0.4 - 8.1	0.1 - 20.6	0 - 0	0 - 0	0 - 0	984 - 1030	1.3 - 7	4.22 - 5.67	14
BH07097	-5.1 - 15.3	0 - 19	0.2 - 26	7.1 - 20	1.2 - 18	3.1 - 22.5	0 - 0.6	985 - 1031	6.5 - 10	5.6 - 5.83	15
BH07098	0 - 13	0.4 - 39.5	1.2 - 18.9	2 - 20.7	1.1 - 3.4	6.7 - 47.2	1.8 - 33.5	987 - 1031	5.75 - 9.25	5.71 - 5.86	9

BH07099	-8.1 - 14.7	9 - 25.5	0.2 - 16	0.1 - 20.6	3.6 - 3.6	1.5 - 44.6	0 - 0	987 - 1030	4.75 - 8.25	5.7 - 5.88	9
BH08004	0 - 6.7	0 - 40.5	0 - 6.3	0 - 22.2	0 - 0	0 - 0	0 - 999	984 - 1048	12.7 - 15.95	0.48 - 1.67	21
BH08008	-981 - 1.8	0 - 41.1	0.1 - 19.3	0 - 21.4	0 - 0	1.1 - 1.1	0 - 999	983 - 1048	14.75 - 18.25	0.65 - 1.46	29
BH08010	-3.2 - 9.7	0 - 55	1.5 - 7	0.1 - 19.9	1.7 - 1.7	2 - 21	0 - 1.2	991 - 1047	4.25 - 7.75	0.33 - 5.53	14
BH08013	-0.6 - 0.3	0 - 0.4	0 - 2.7	18.1 - 21.2	0 - 0	0 - 0	0 - 6.4	983 - 1048	12.6 - 16	-0.288 - 0.81	29
BH08023	-6.2 - 7	0 - 0.6	0 - 2.9	15.9 - 21.5	0 - 0	0 - 0	0 - 0.6	983 - 1048	3.9 - 5.1	0.11 - 0.834	28
BH1309A	0 - 6	37.8 - 78	9.6 - 18.6	0 - 10.7	0 - 0	0 - 0	0 - 0.9	998 - 1016	1.5 - 6.5	3.951 - 4.081	4
BH2604A	-0.4 - -0.4	3.1 - 3.1	999 - 999	14.6 - 14.6	0 - 0	0 - 0	0.5 - 0.5	1004 - 1004	37 - 41	4.91 - 4.91	1

## Annex B-J Continuous ground gas monitoring results

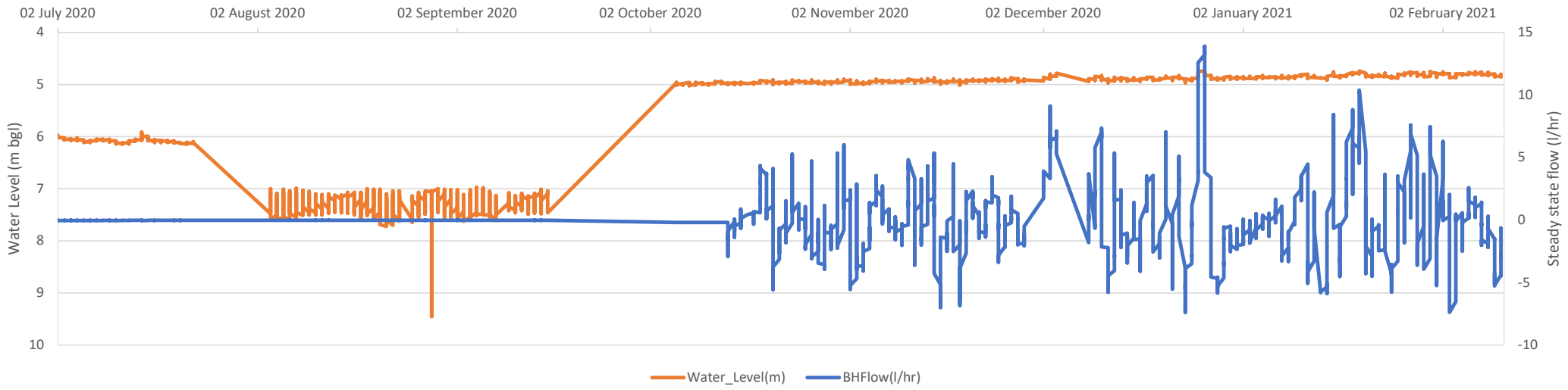
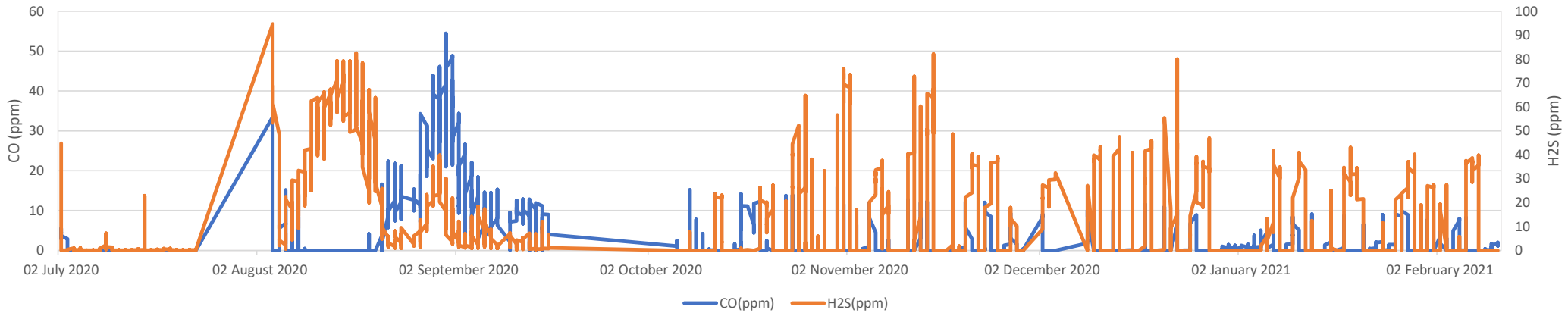
Lower Thames Crossing, Phase 2 Generic Quantitative Risk Assessment - Package B, Appendix 10.9 (Application Document 6.3), Annex B-J, Continuous Ground Gas Monitoring Results

**BH06014**



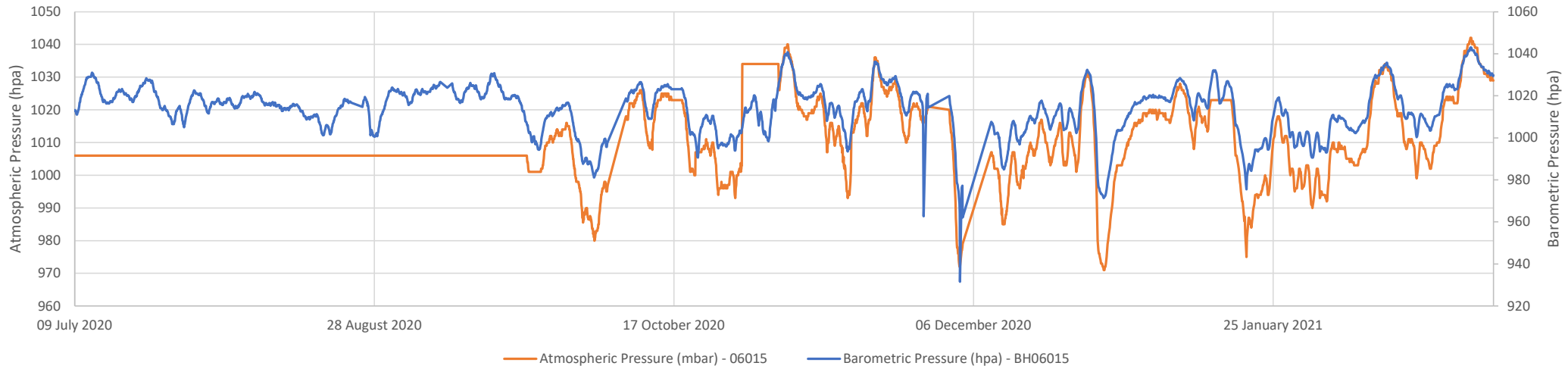
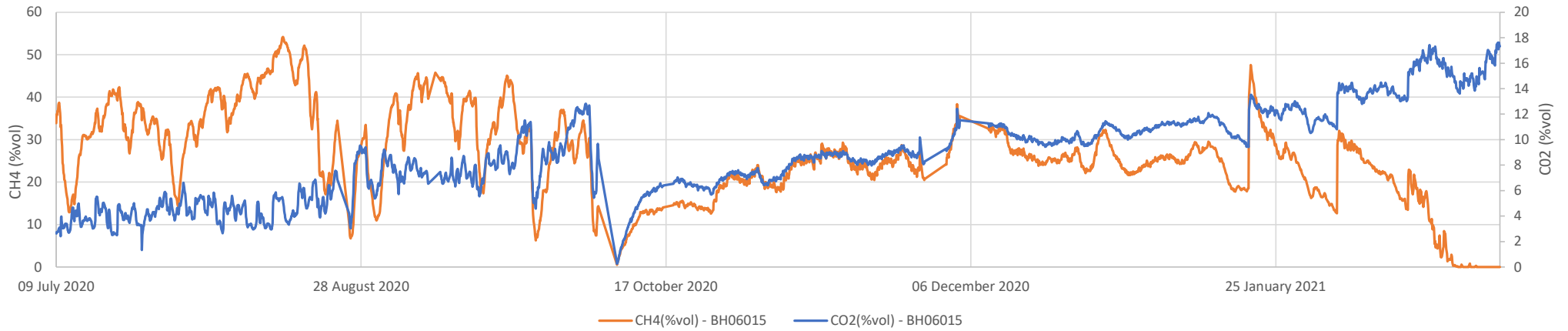
Lower Thames Crossing, Phase 2 Generic Quantitative Risk Assessment - Package B, Appendix 10.9 (Application Document 6.3), Annex B-J, Continuous Ground Gas Monitoring Results

BH06014



Lower Thames Crossing, Phase 2 Generic Quantitative Risk Assessment - Package B, Appendix 10.9 (Application Document 6.3), Annex B-J, Continuous Ground Gas Monitoring Results

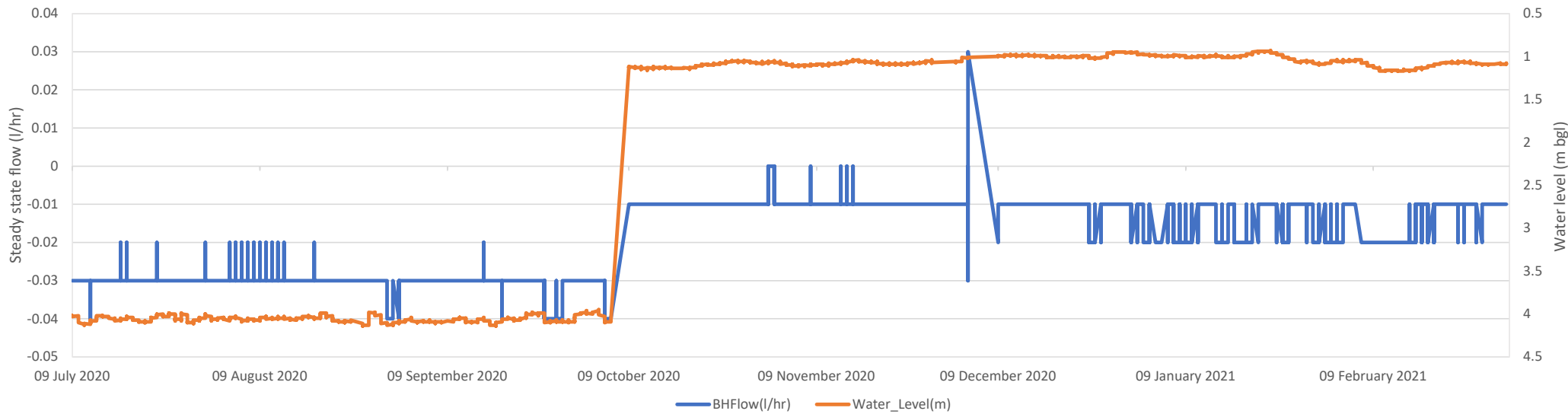
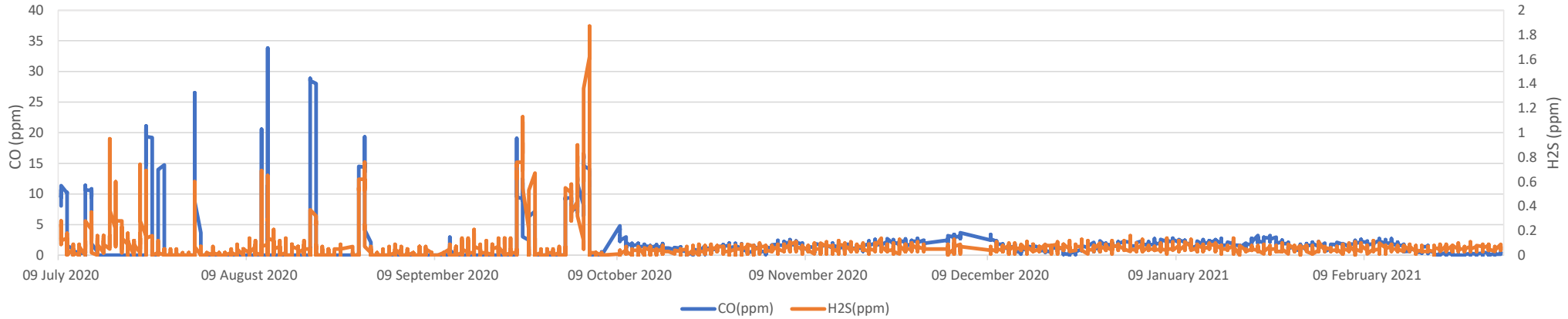
BH06015





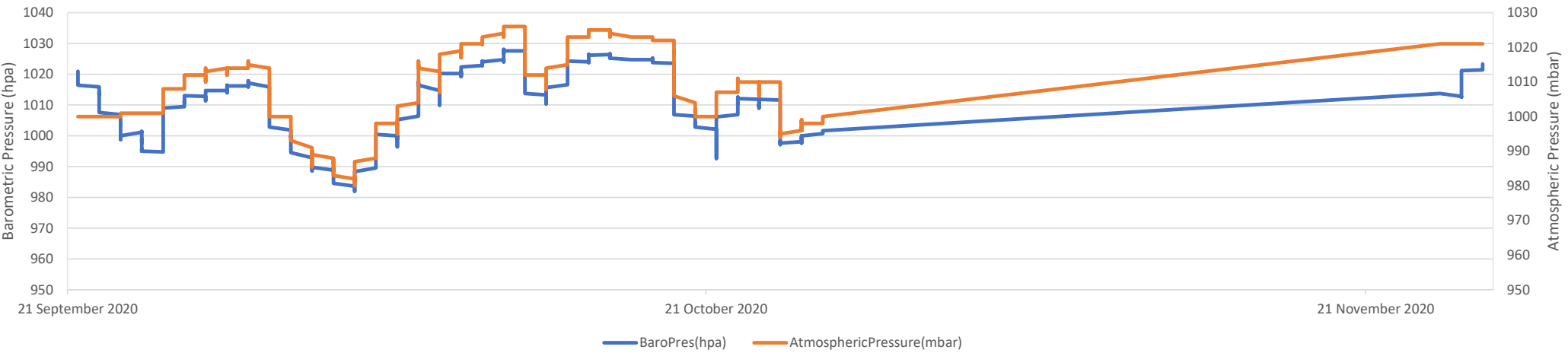
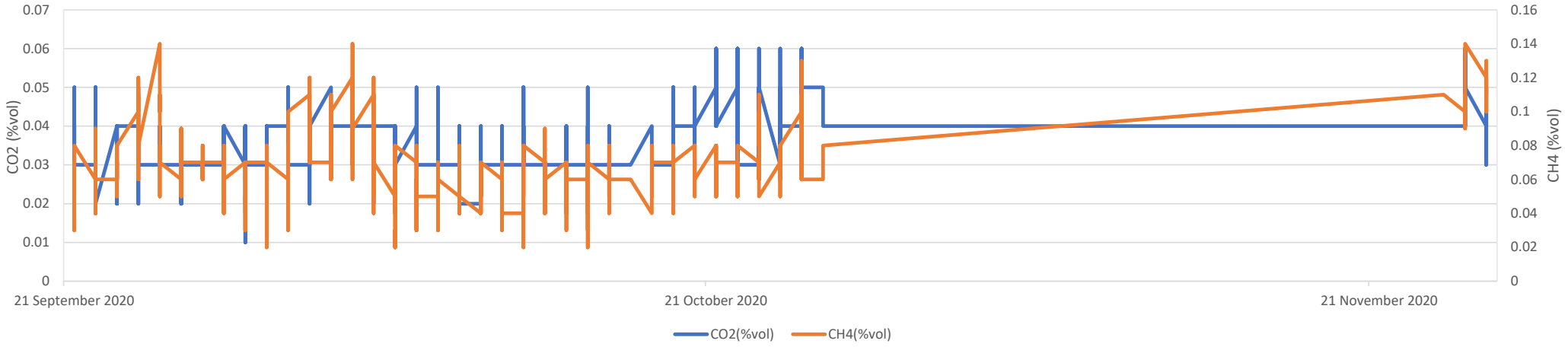
Lower Thames Crossing, Phase 2 Generic Quantitative Risk Assessment - Package B, Appendix 10.9 (Application Document 6.3), Annex B-J, Continuous Ground Gas Monitoring Results

BH06015



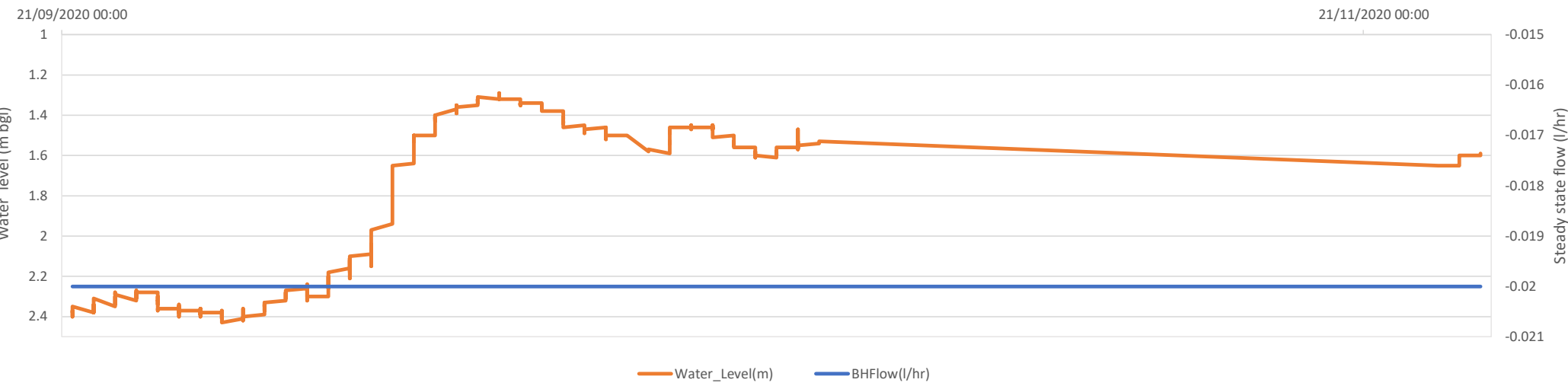
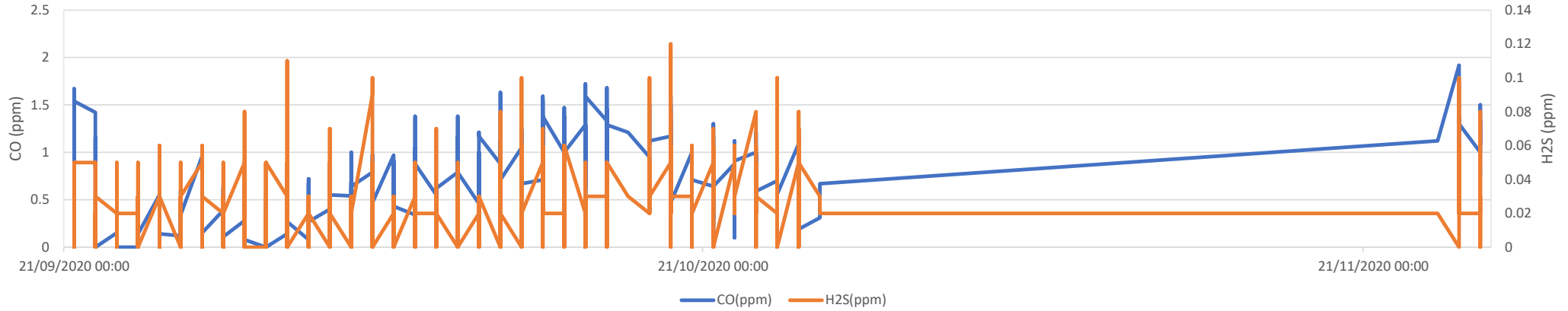
Lower Thames Crossing, Phase 2 Generic Quantitative Risk Assessment - Package B, Appendix 10.9 (Application Document 6.3), Annex B-J, Continuous Ground Gas Monitoring Results

BH06016



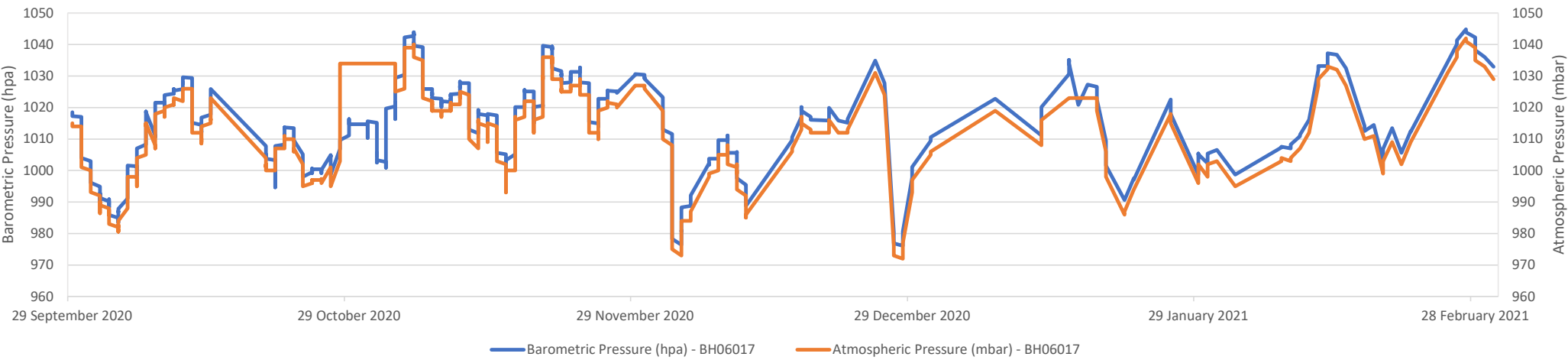
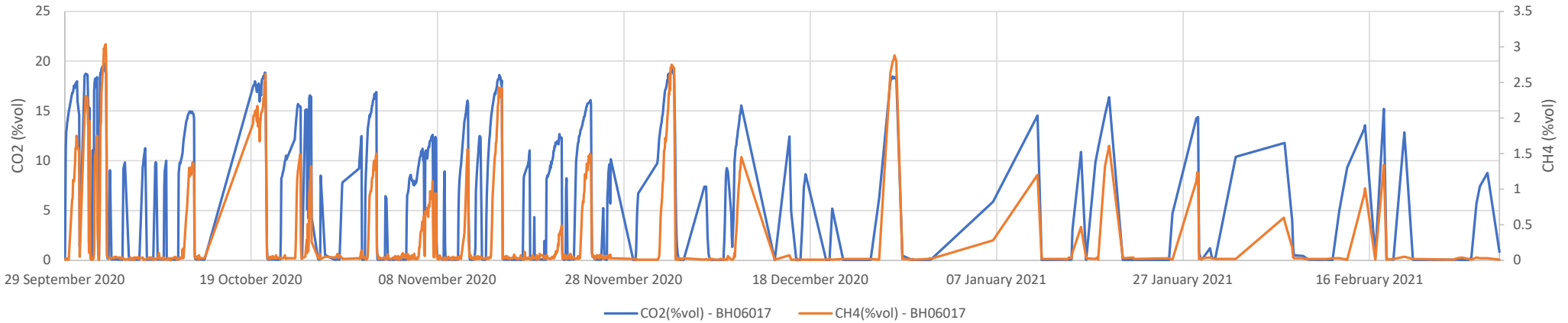
Lower Thames Crossing, Phase 2 Generic Quantitative Risk Assessment - Package B, Appendix 10.9 (Application Document 6.3), Annex B-J, Continuous Ground Gas Monitoring Results

BH06016



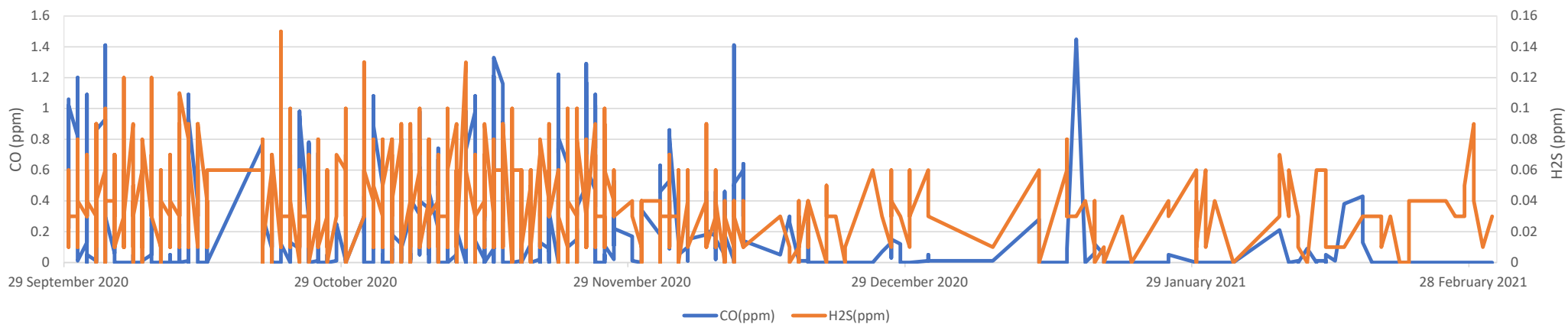
Lower Thames Crossing, Phase 2 Generic Quantitative Risk Assessment - Package B, Appendix 10.9 (Application Document 6.3), Annex B-J, Continuous Ground Gas Monitoring Results

BH06017



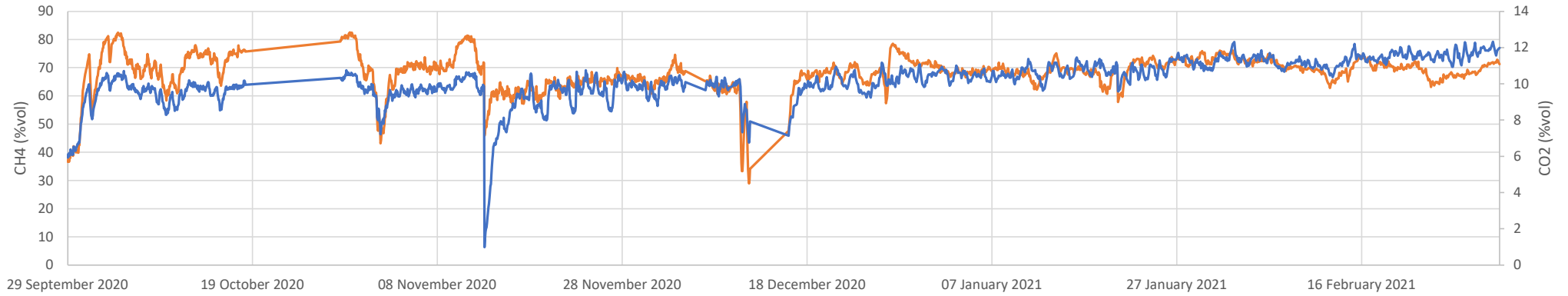
Lower Thames Crossing, Phase 2 Generic Quantitative Risk Assessment - Package B, Appendix 10.9 (Application Document 6.3), Annex B-J, Continuous Ground Gas Monitoring Results

BH06017

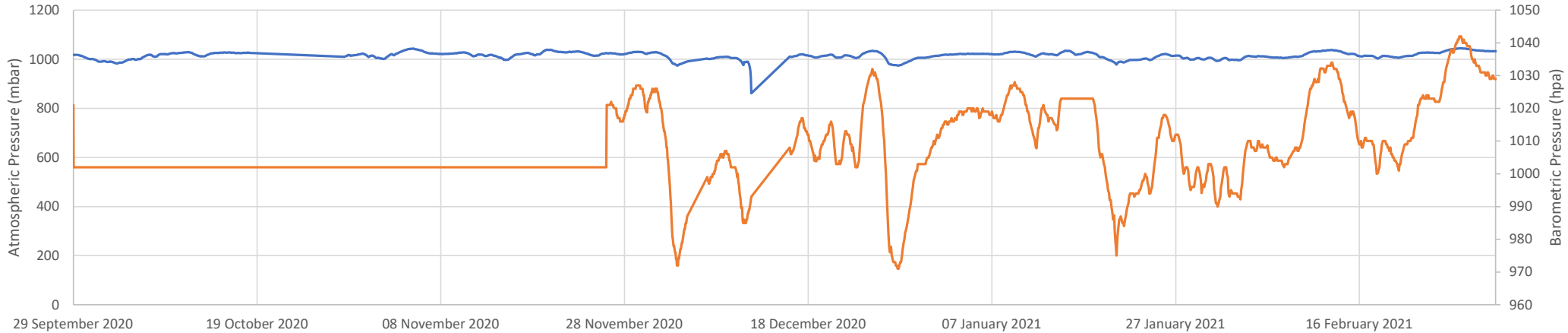


Lower Thames Crossing, Phase 2 Generic Quantitative Risk Assessment - Package B, Appendix 10.9 (Application Document 6.3), Annex B-J, Continuous Ground Gas Monitoring Results

BH07020



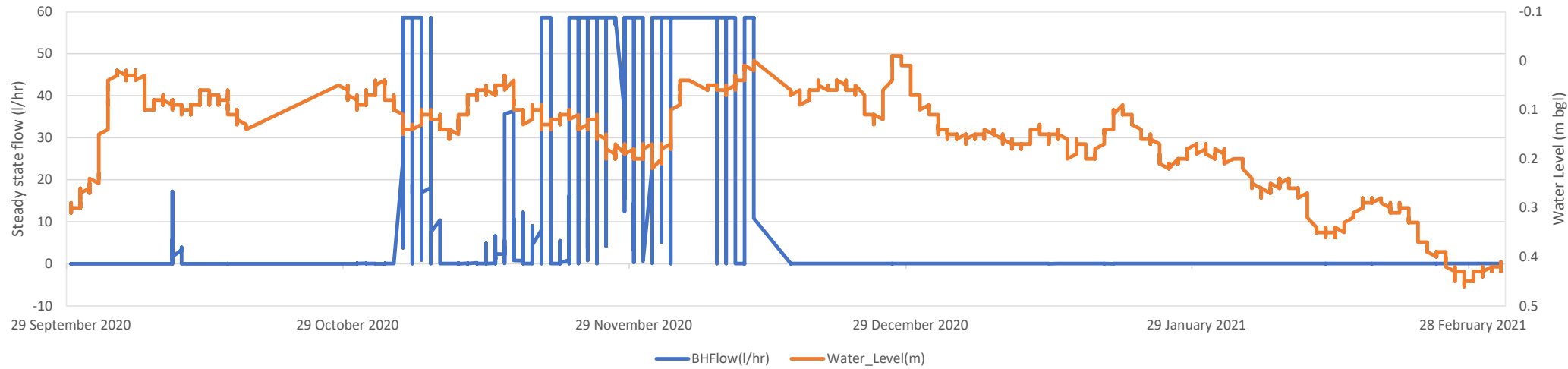
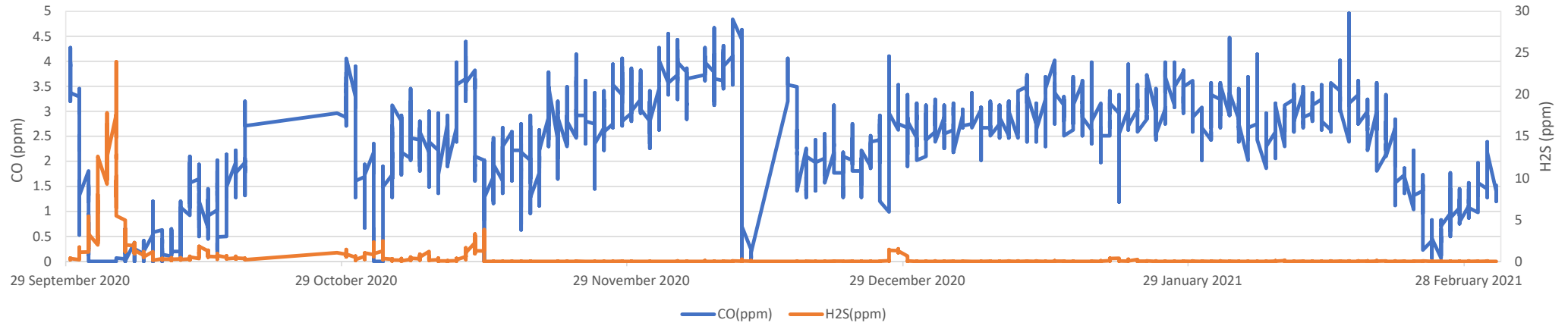
CH4(%vol) - BH07020 CO2(%vol) - BH07020



Barometric Pressure (hpa) - BH07020 Atmospheric Pressure (mbar) - BH07020

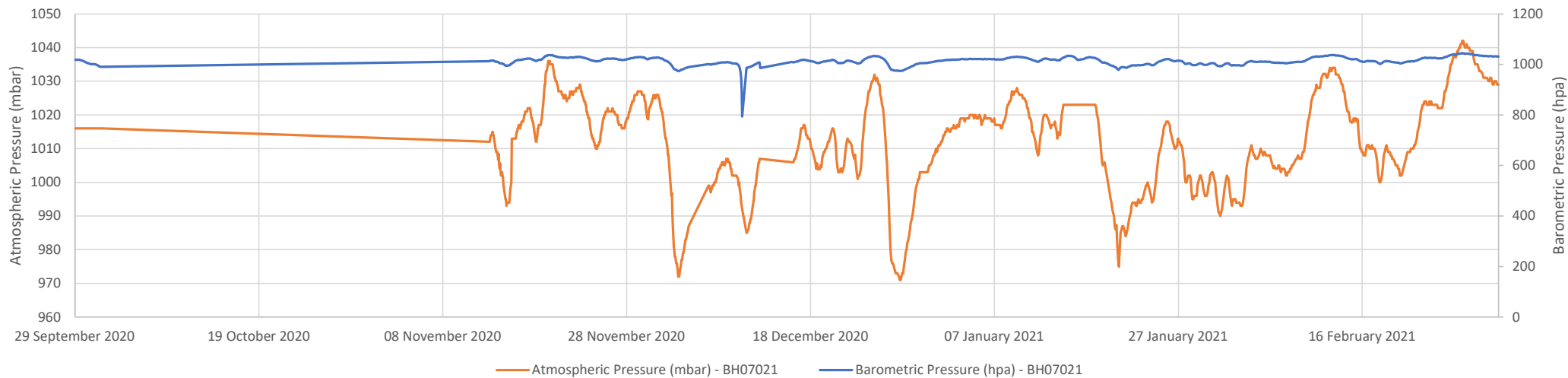
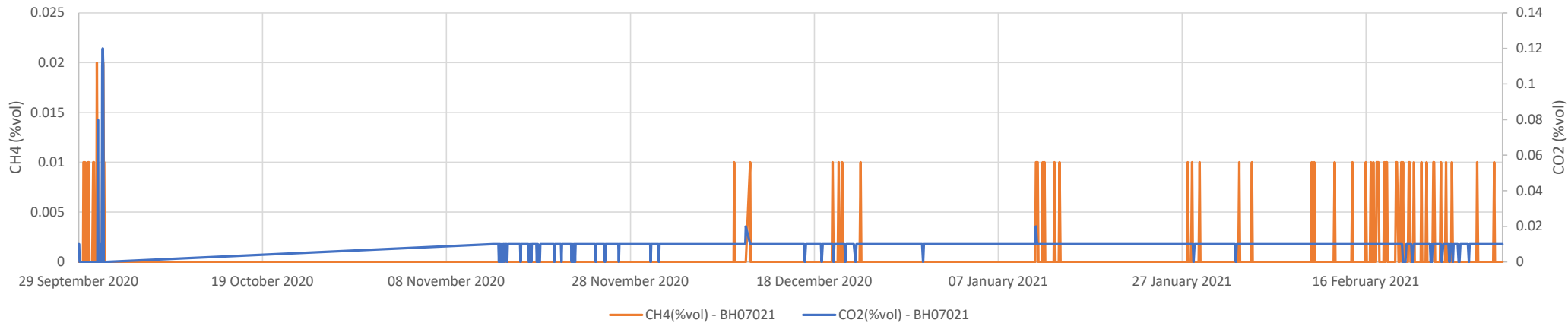
Lower Thames Crossing, Phase 2 Generic Quantitative Risk Assessment - Package B, Appendix 10.9 (Application Document 6.3), Annex B-J, Continuous Ground Gas Monitoring Results

BH07020



Lower Thames Crossing, Phase 2 Generic Quantitative Risk Assessment - Package B, Appendix 10.9 (Application Document 6.3), Annex B-J, Continuous Ground Gas Monitoring Results

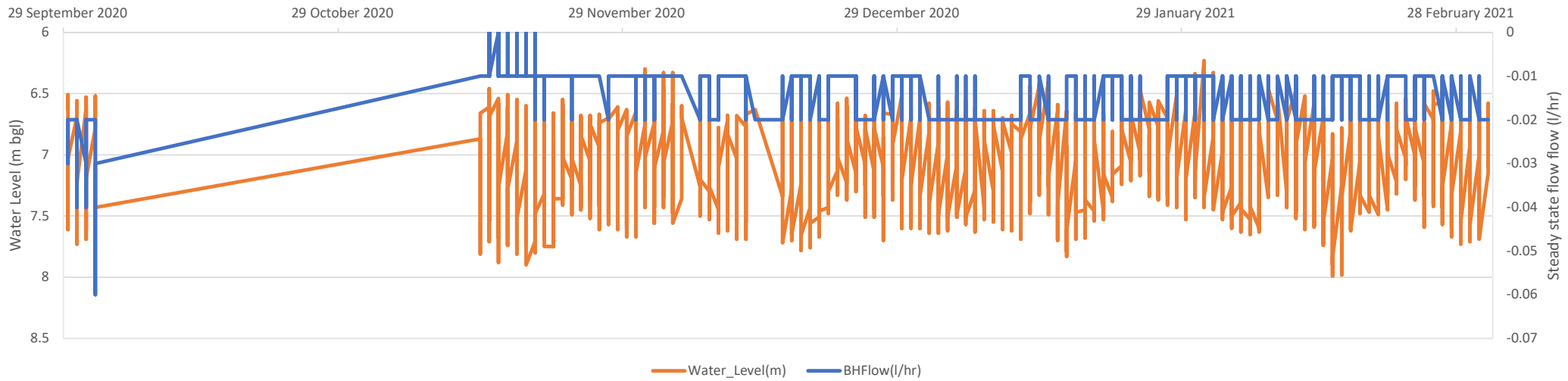
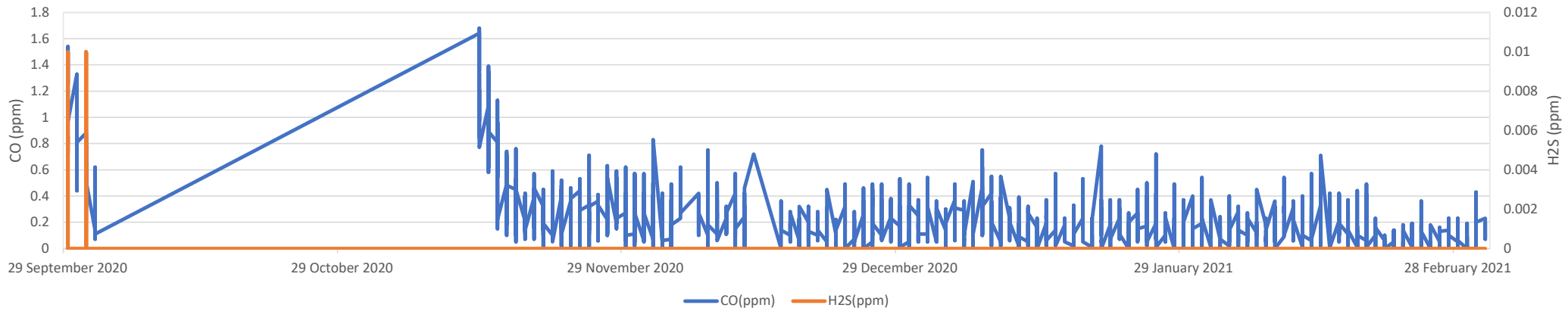
BH07021





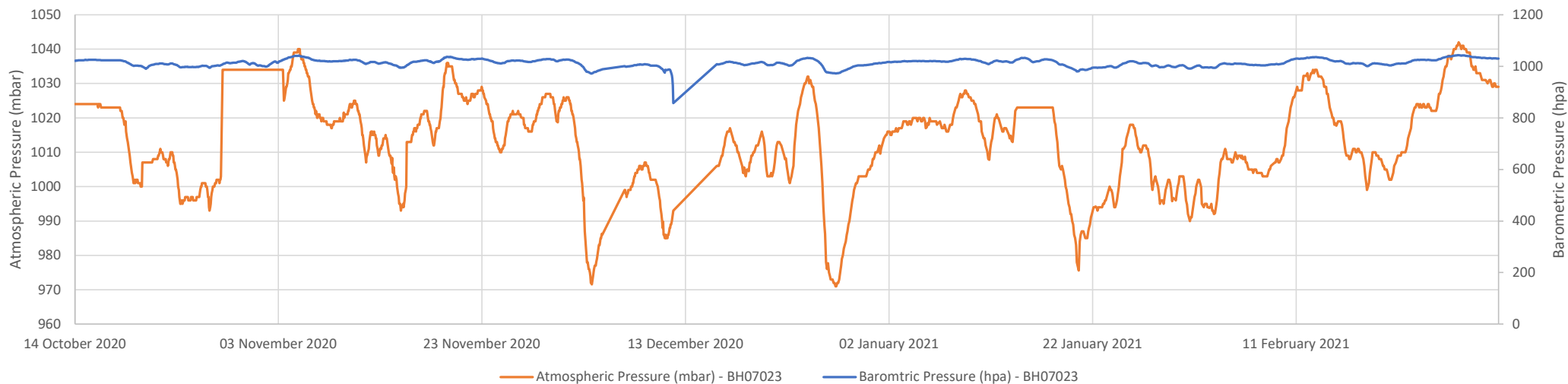
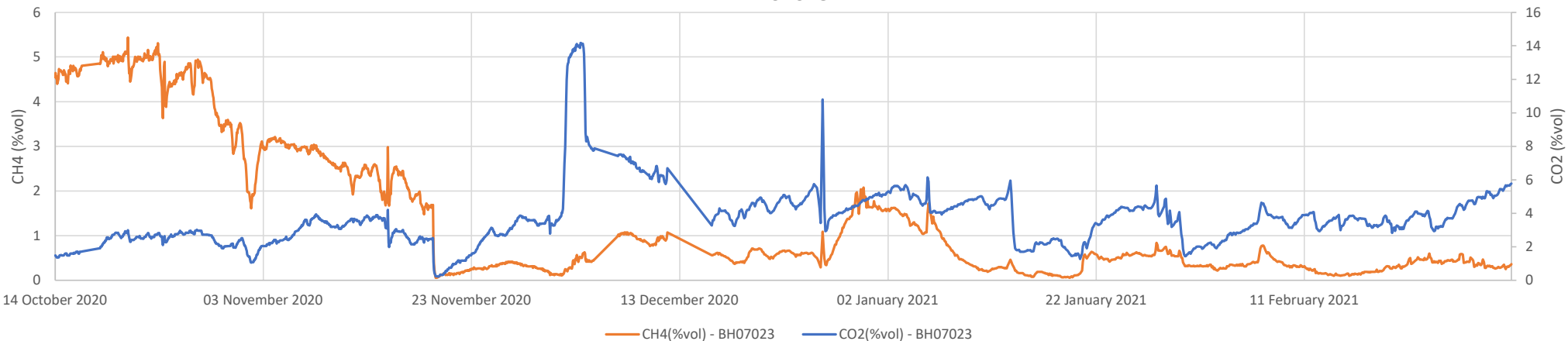
Lower Thames Crossing, Phase 2 Generic Quantitative Risk Assessment - Package B, Appendix 10.9 (Application Document 6.3), Annex B-J, Continuous Ground Gas Monitoring Results

BH07021



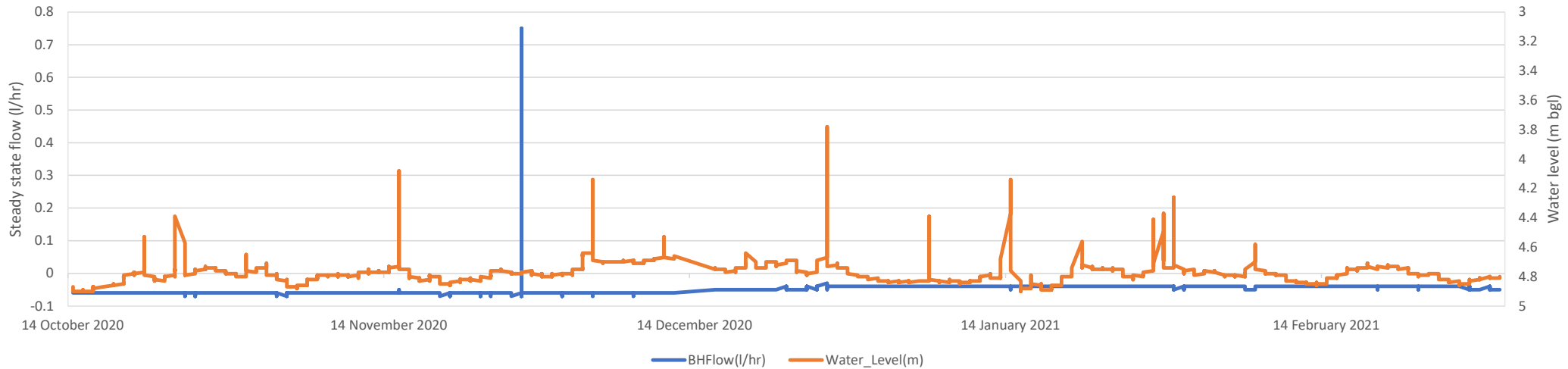
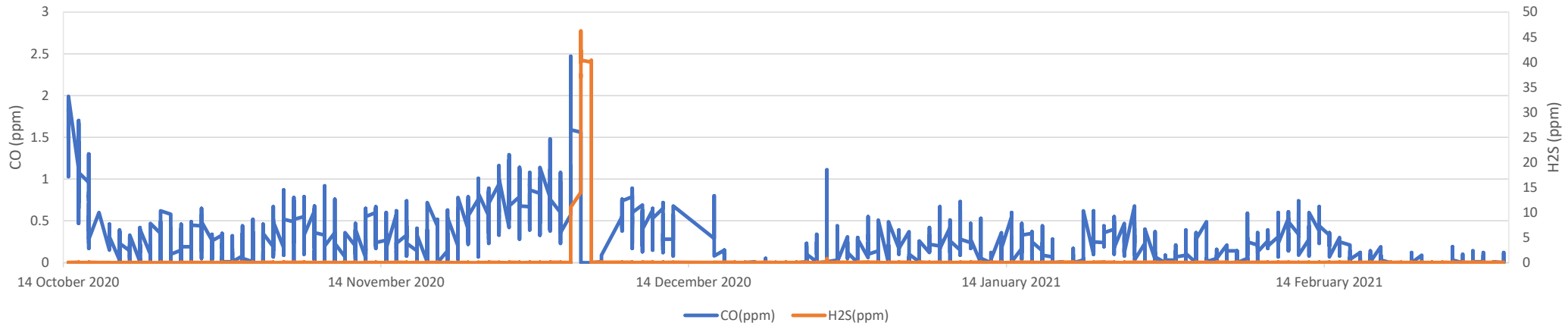
Lower Thames Crossing, Phase 2 Generic Quantitative Risk Assessment - Package B, Appendix 10.9 (Application Document 6.3), Annex B-J, Continuous Ground Gas Monitoring Results

BH07023



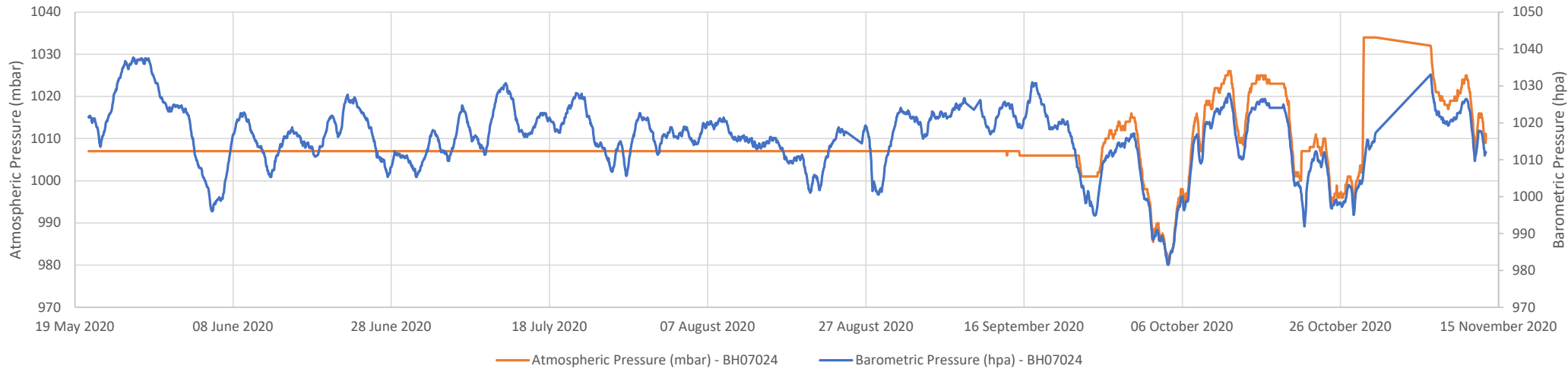
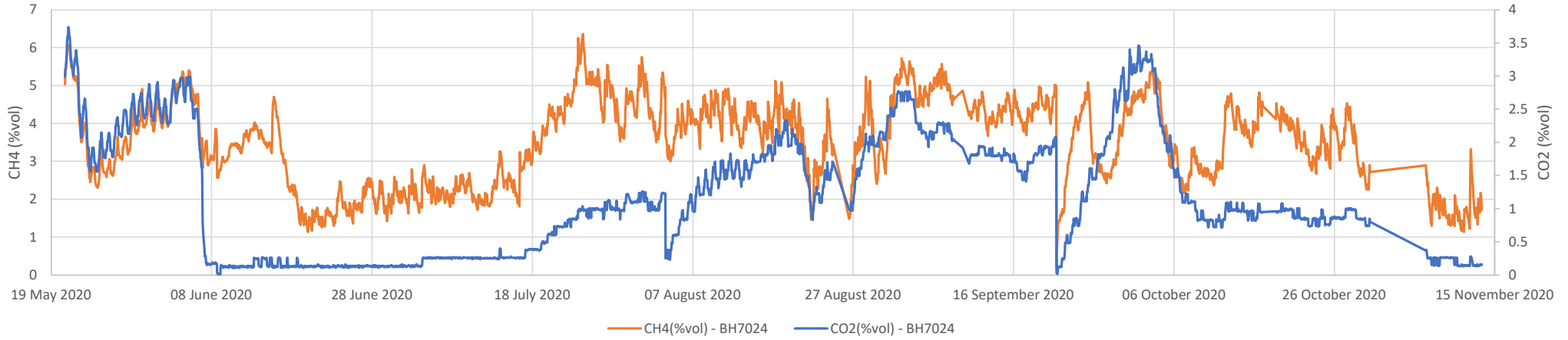
Lower Thames Crossing, Phase 2 Generic Quantitative Risk Assessment - Package B, Appendix 10.9 (Application Document 6.3), Annex B-J, Continuous Ground Gas Monitoring Results

BH07023



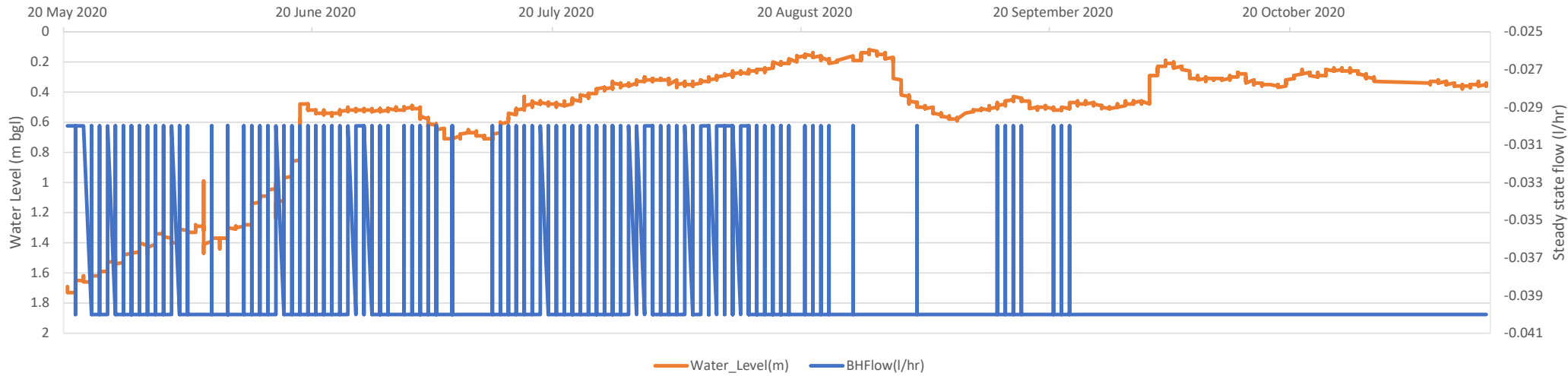
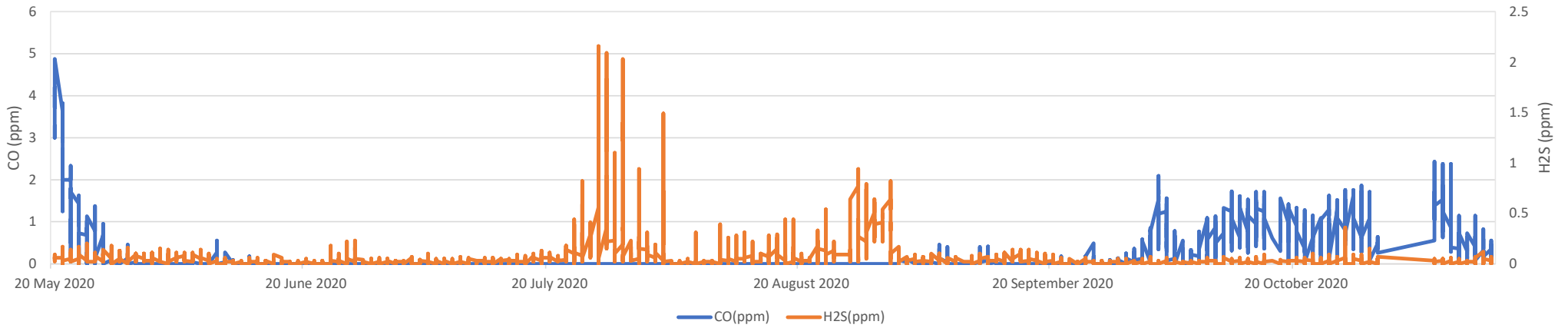
Lower Thames Crossing, Phase 2 Generic Quantitative Risk Assessment - Package B, Appendix 10.9 (Application Document 6.3), Annex B-J, Continuous Ground Gas Monitoring Results

BH07024



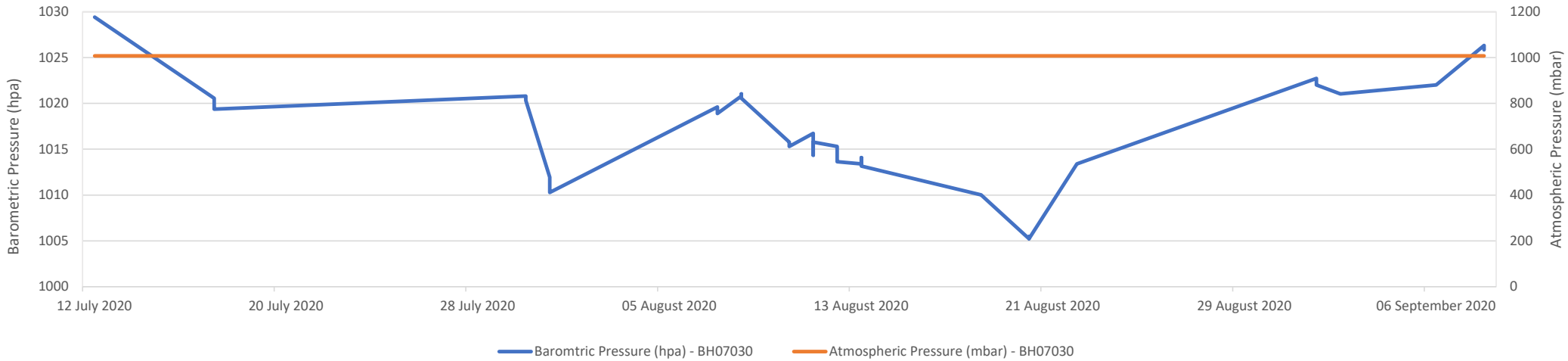
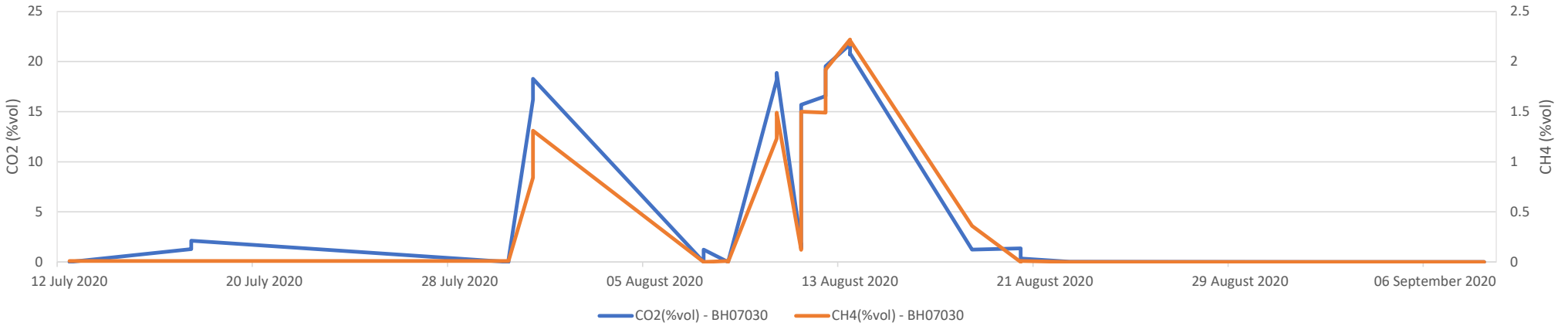
Lower Thames Crossing, Phase 2 Generic Quantitative Risk Assessment - Package B, Appendix 10.9 (Application Document 6.3), Annex B-J, Continuous Ground Gas Monitoring Results

BH07024



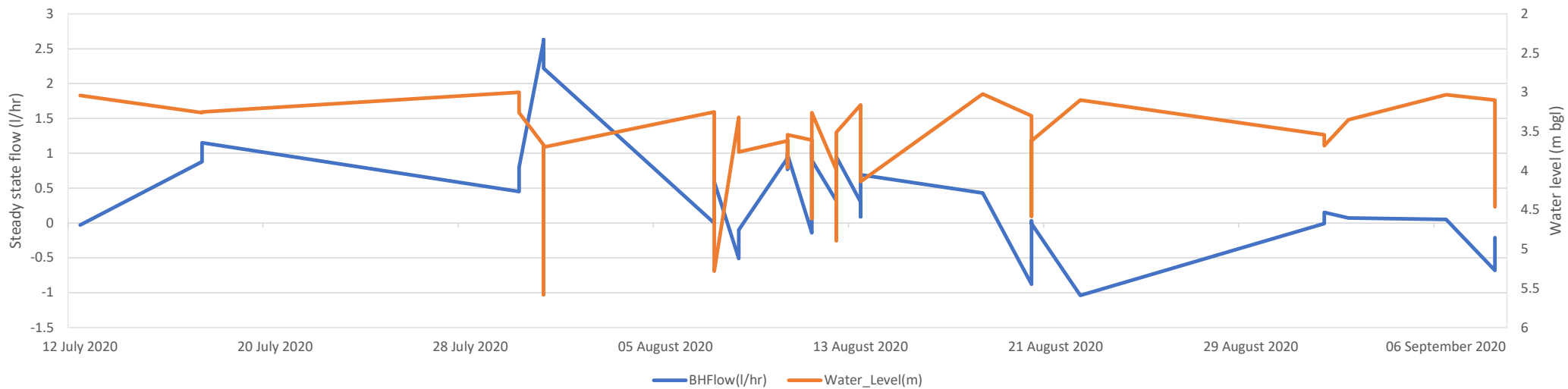
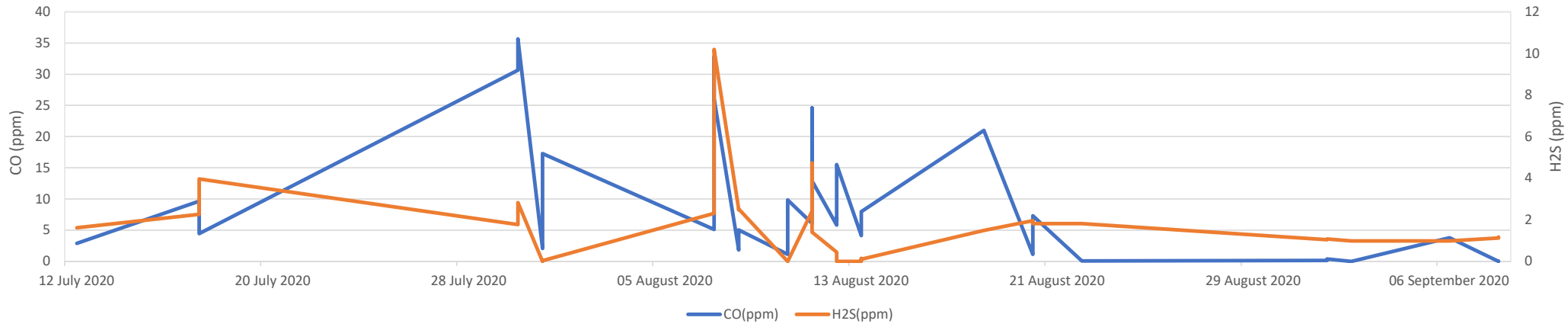
Lower Thames Crossing, Phase 2 Generic Quantitative Risk Assessment - Package B, Appendix 10.9 (Application Document 6.3), Annex B-J, Continuous Ground Gas Monitoring Results

BH07030



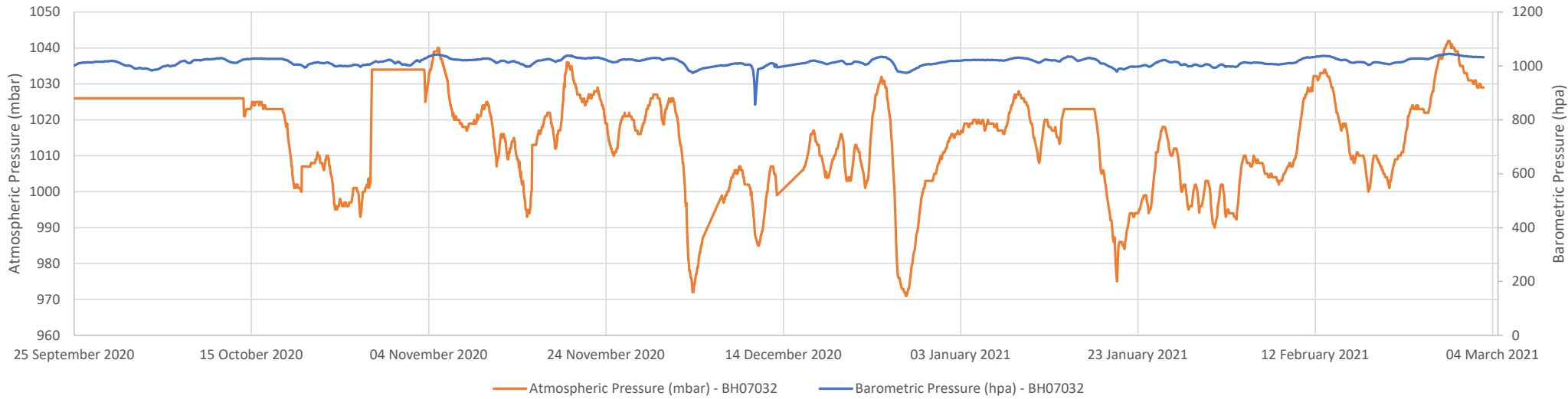
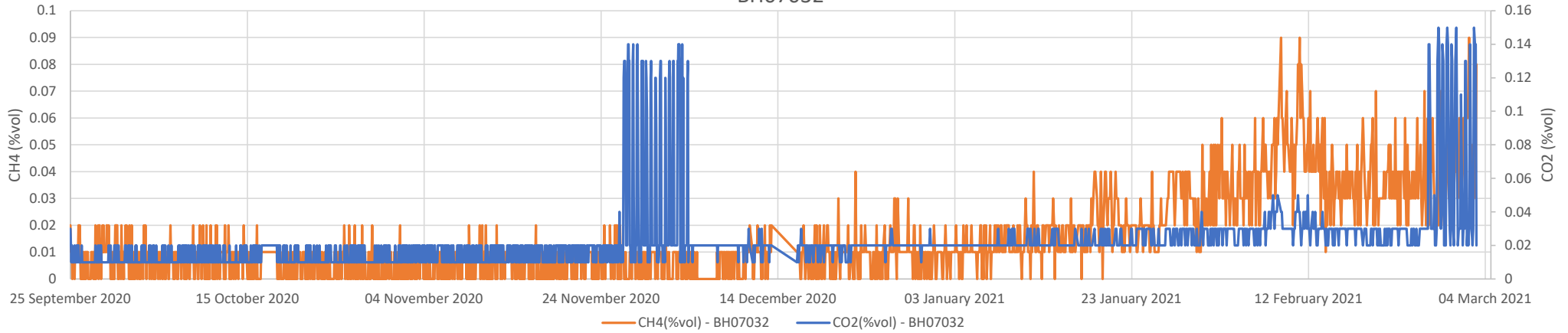
Lower Thames Crossing, Phase 2 Generic Quantitative Risk Assessment - Package B, Appendix 10.9 (Application Document 6.3), Annex B-J, Continuous Ground Gas Monitoring Results

BH07030



Lower Thames Crossing, Phase 2 Generic Quantitative Risk Assessment - Package B, Appendix 10.9 (Application Document 6.3), Annex B-J, Continuous Ground Gas Monitoring Results

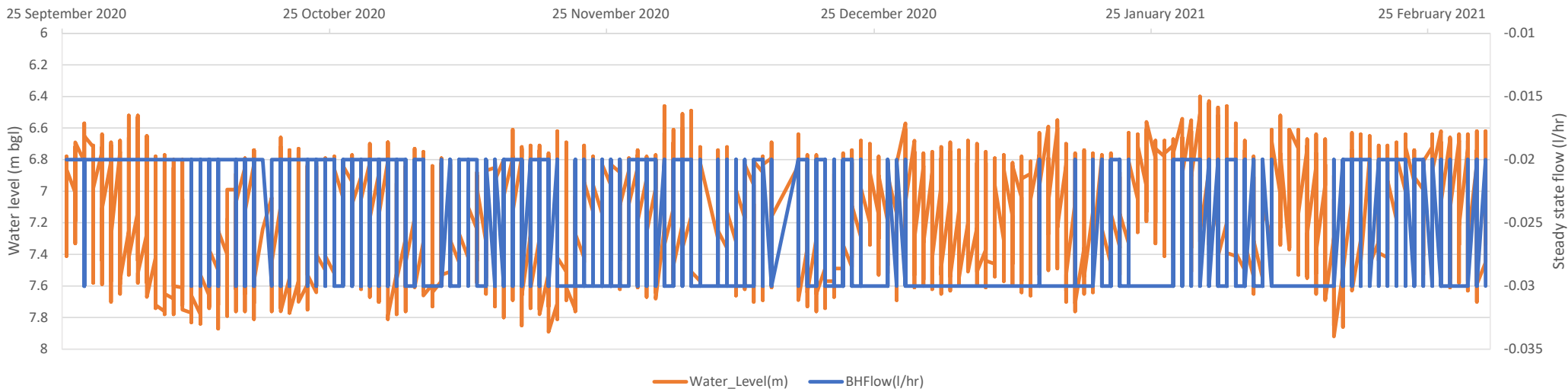
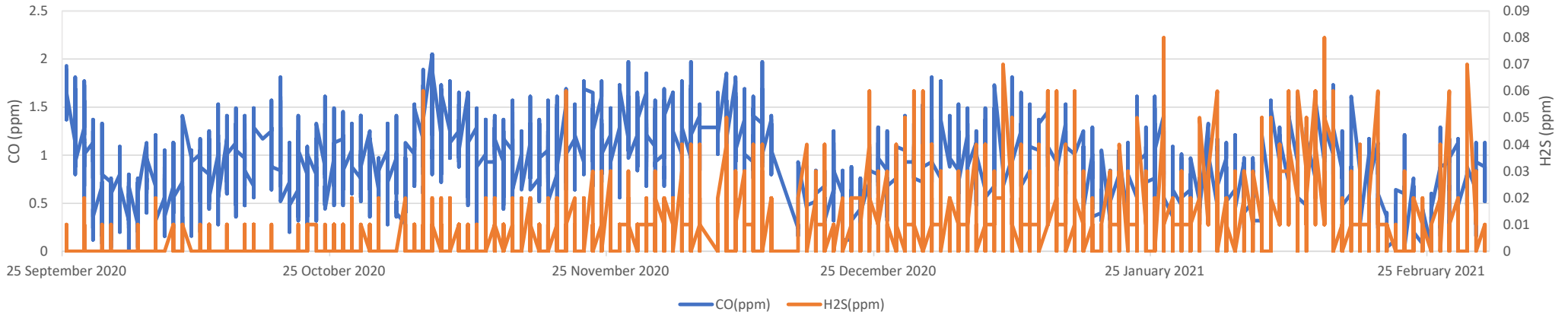
BH07032





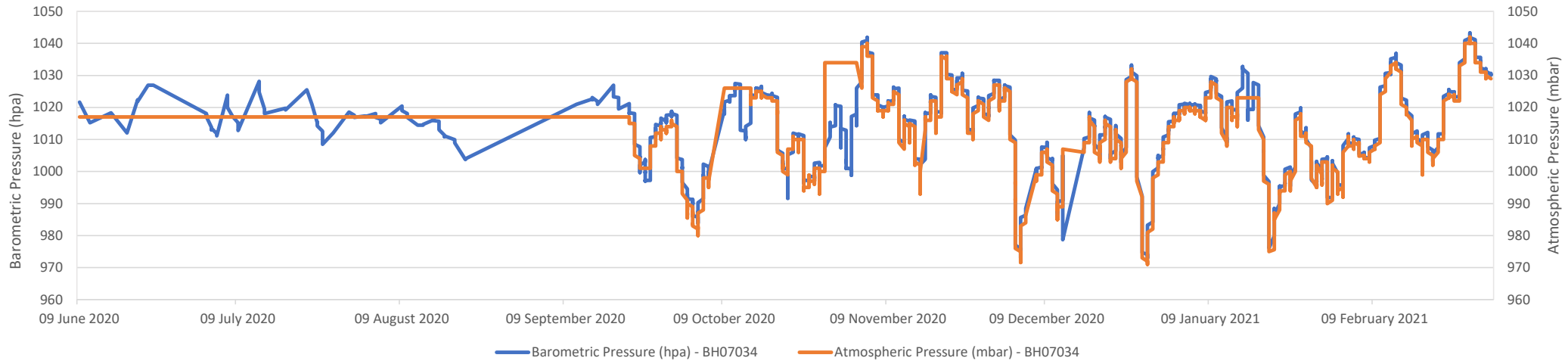
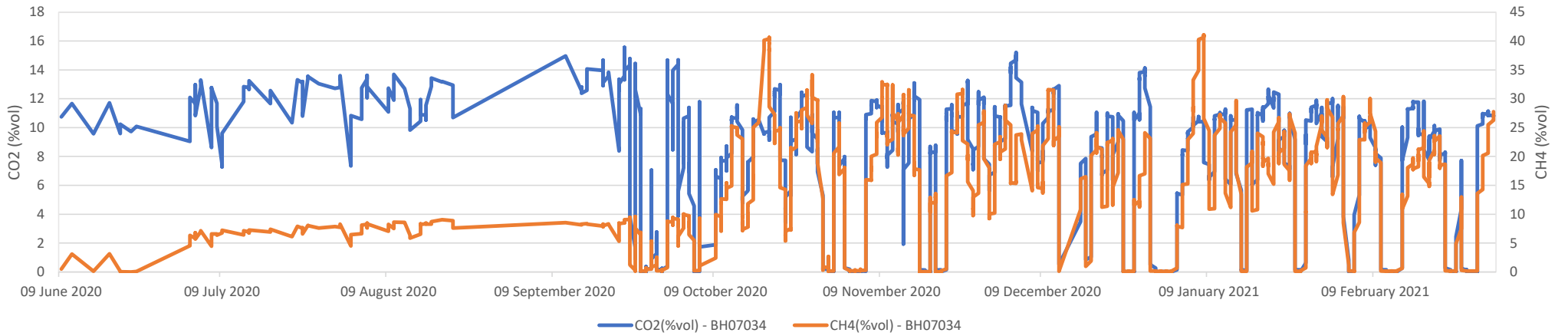
Lower Thames Crossing, Phase 2 Generic Quantitative Risk Assessment - Package B, Appendix 10.9 (Application Document 6.3), Annex B-J, Continuous Ground Gas Monitoring Results

BH07032



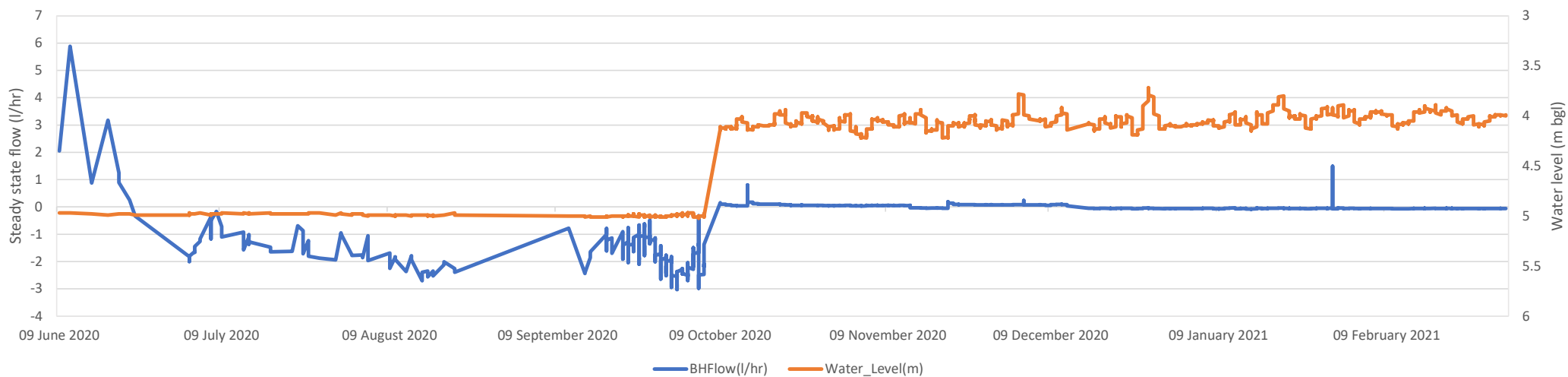
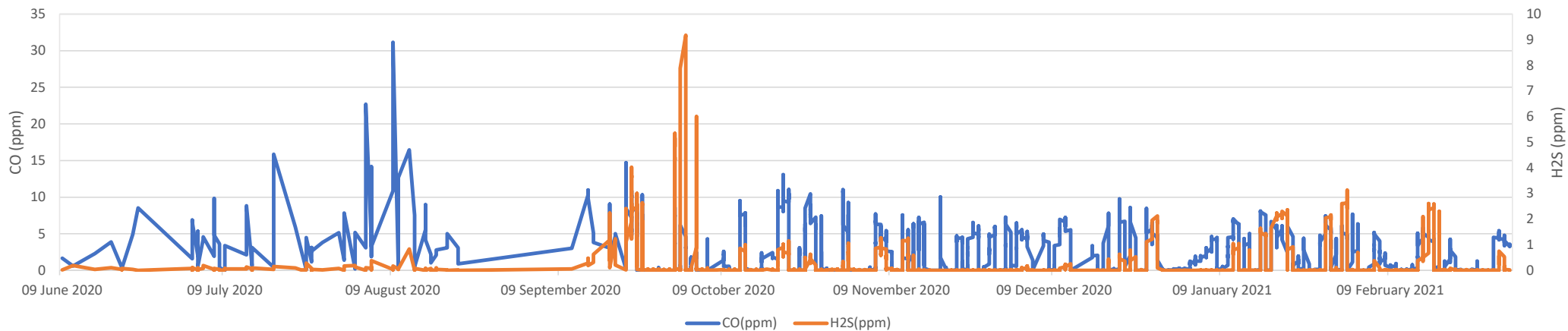
Lower Thames Crossing, Phase 2 Generic Quantitative Risk Assessment - Package B, Appendix 10.9 (Application Document 6.3), Annex B-J, Continuous Ground Gas Monitoring Results

BH07034



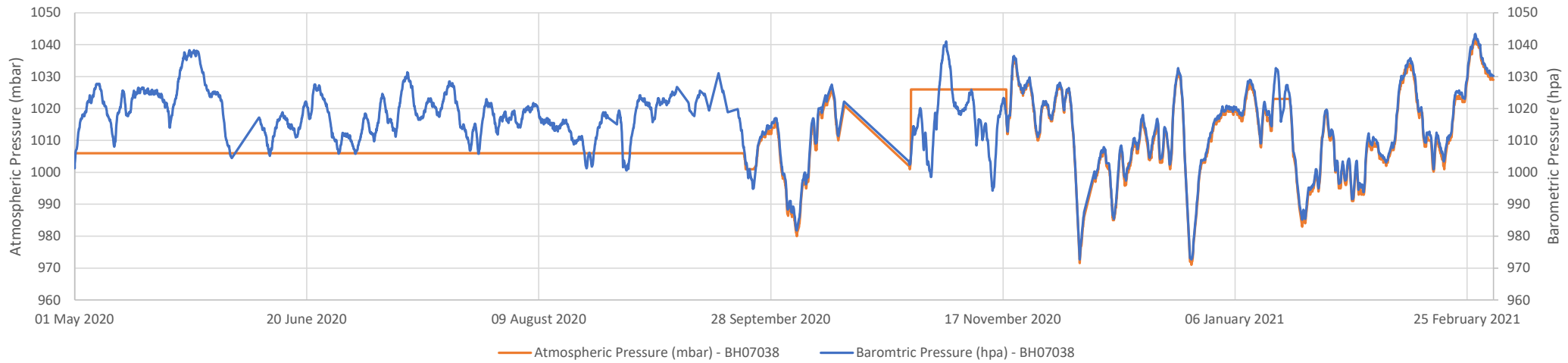
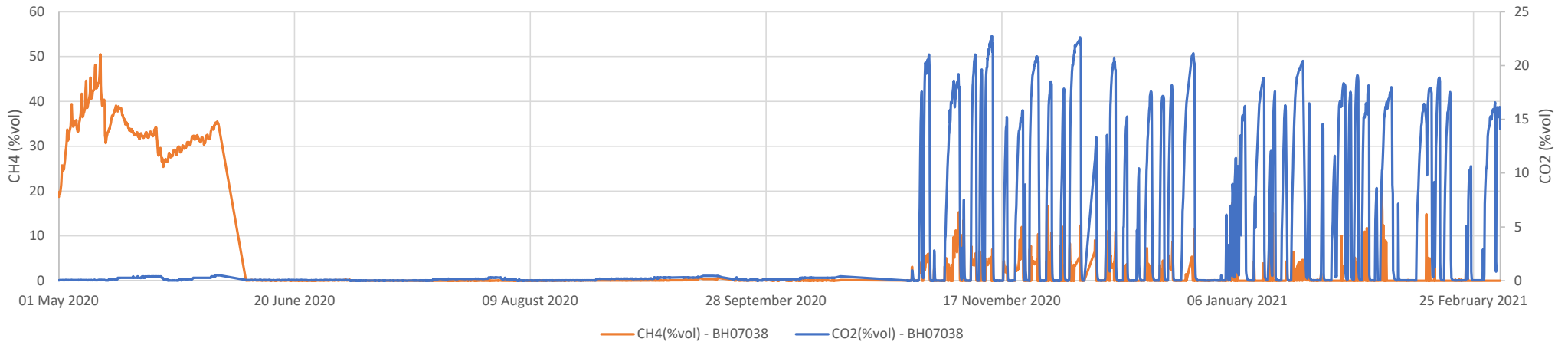
Lower Thames Crossing, Phase 2 Generic Quantitative Risk Assessment - Package B, Appendix 10.9 (Application Document 6.3), Annex B-J, Continuous Ground Gas Monitoring Results

BH07034



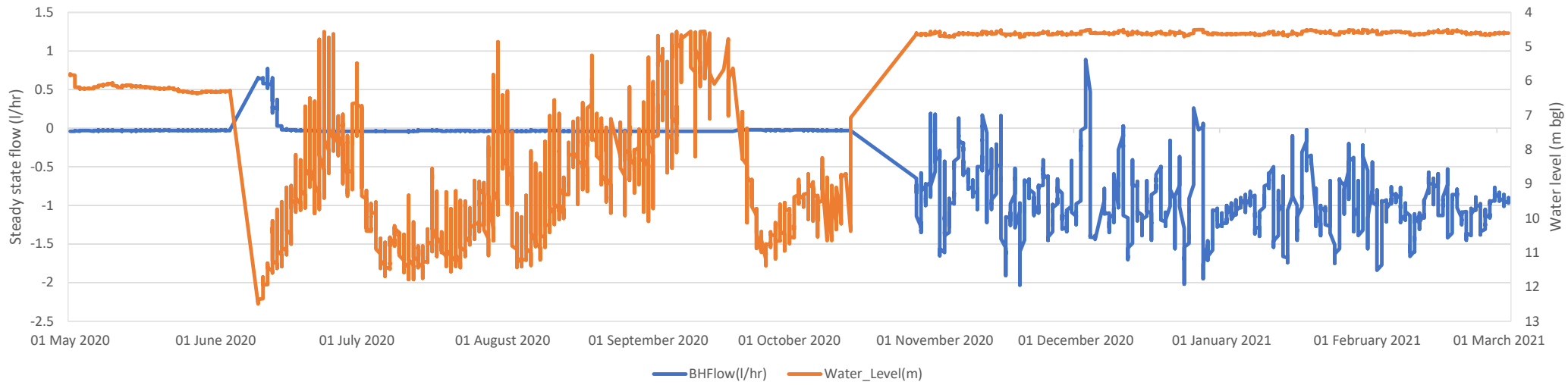
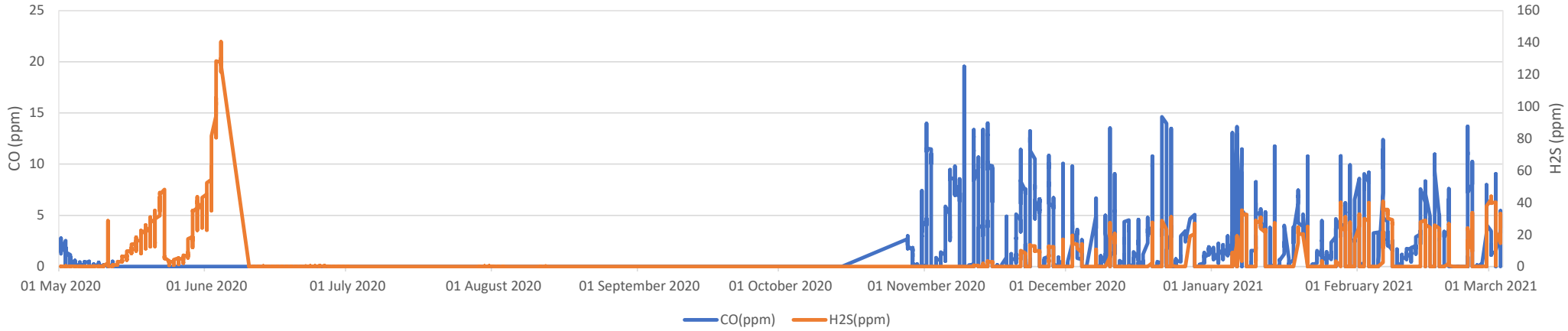
Lower Thames Crossing, Phase 2 Generic Quantitative Risk Assessment - Package B, Appendix 10.9 (Application Document 6.3), Annex B-J, Continuous Ground Gas Monitoring Results

BH07038



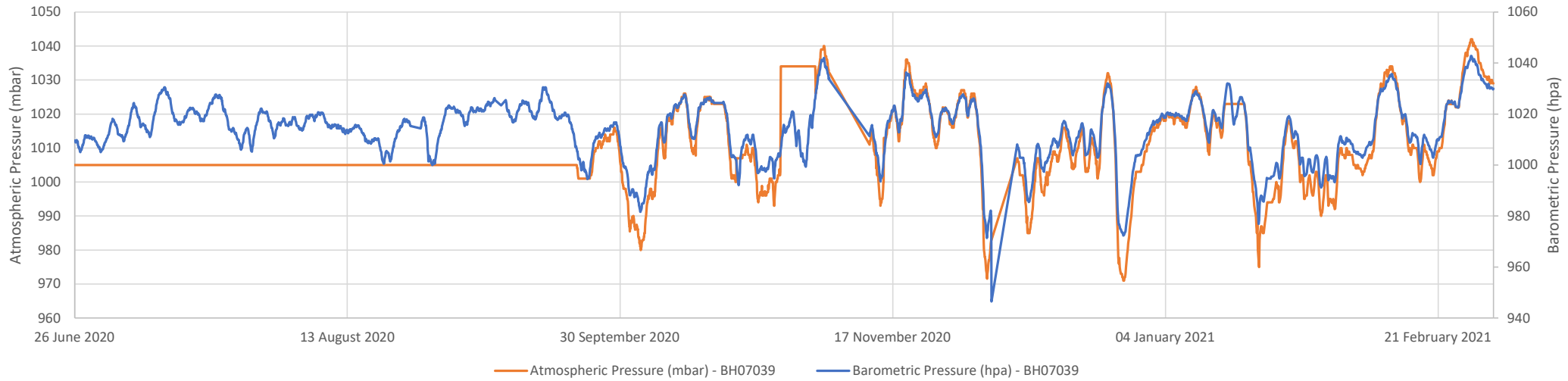
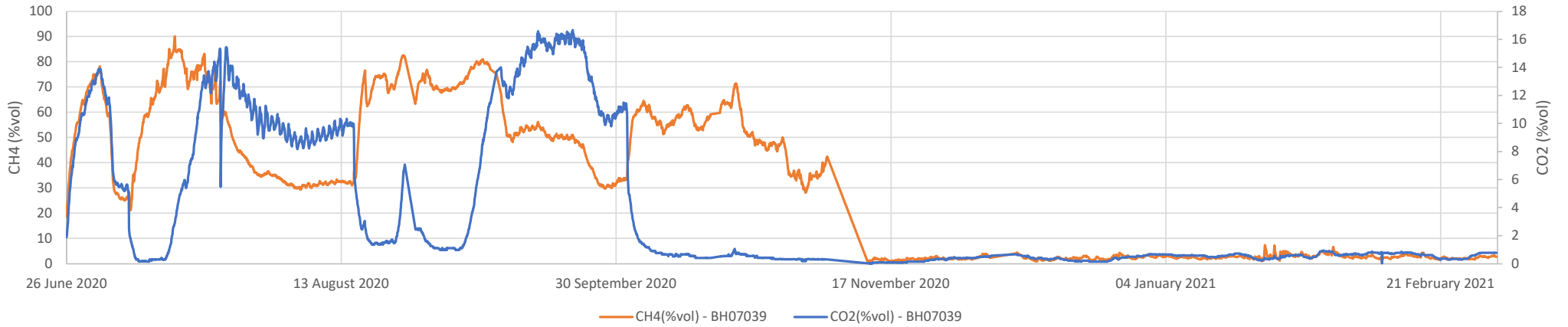
Lower Thames Crossing, Phase 2 Generic Quantitative Risk Assessment - Package B, Appendix 10.9 (Application Document 6.3), Annex B-J, Continuous Ground Gas Monitoring Results

BH07038



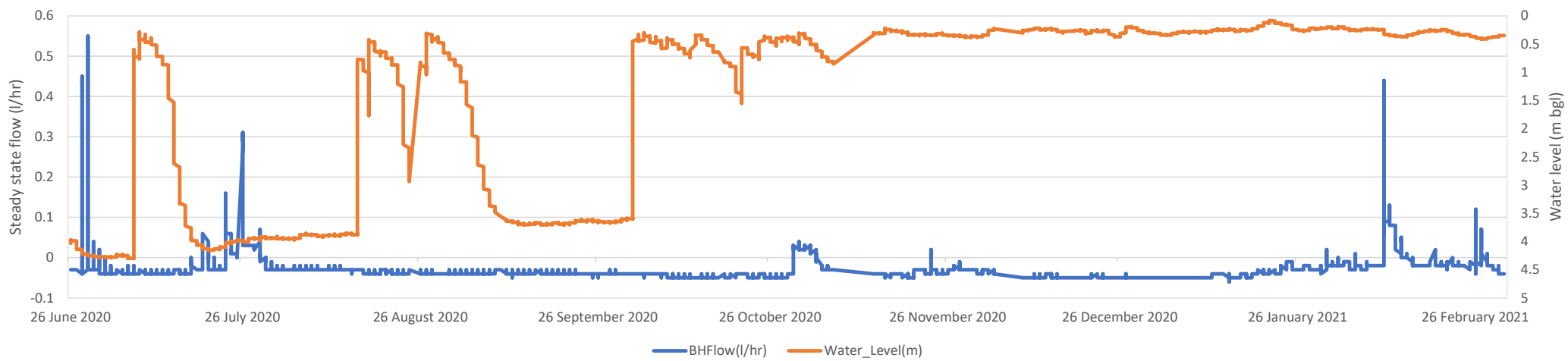
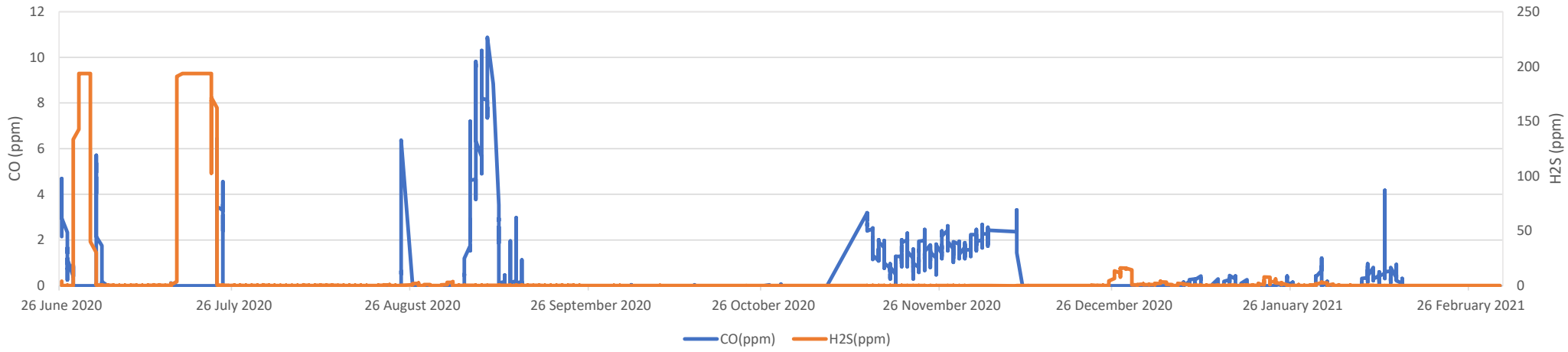
Lower Thames Crossing, Phase 2 Generic Quantitative Risk Assessment - Package B, Appendix 10.9 (Application Document 6.3), Annex B-J, Continuous Ground Gas Monitoring Results

BH07039



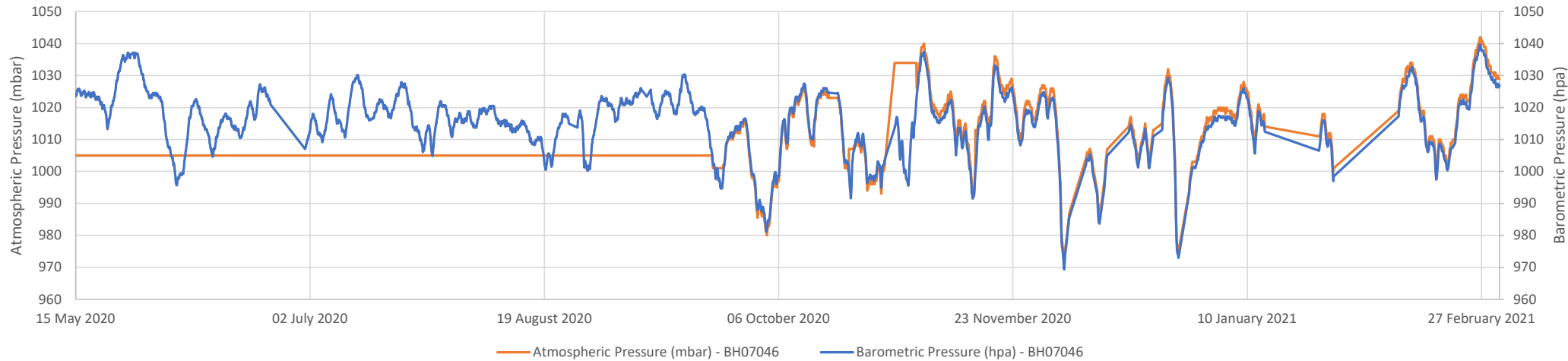
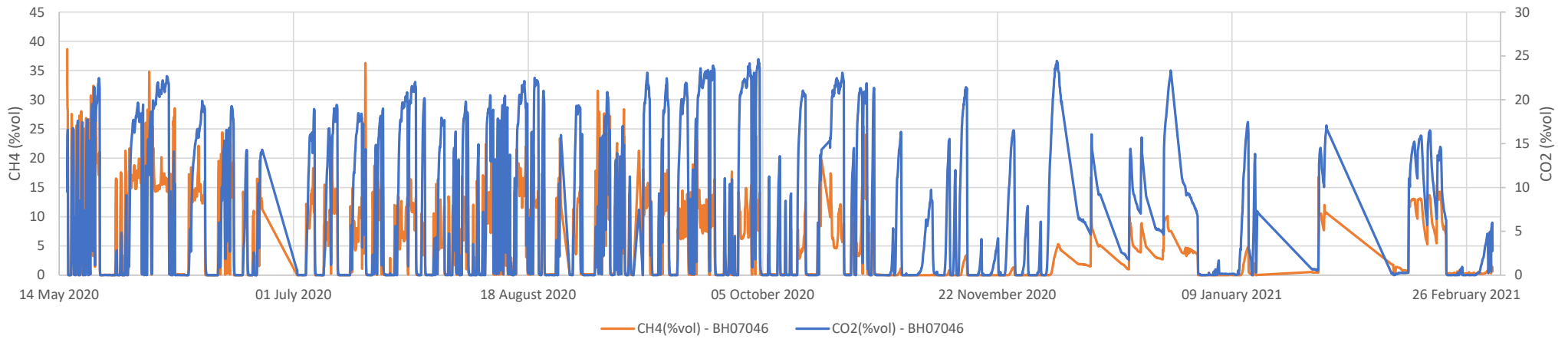
Lower Thames Crossing, Phase 2 Generic Quantitative Risk Assessment - Package B, Appendix 10.9 (Application Document 6.3), Annex B-J, Continuous Ground Gas Monitoring Results

BH07039



Lower Thames Crossing, Phase 2 Generic Quantitative Risk Assessment - Package B, Appendix 10.9 (Application Document 6.3), Annex B-J, Continuous Ground Gas Monitoring Results

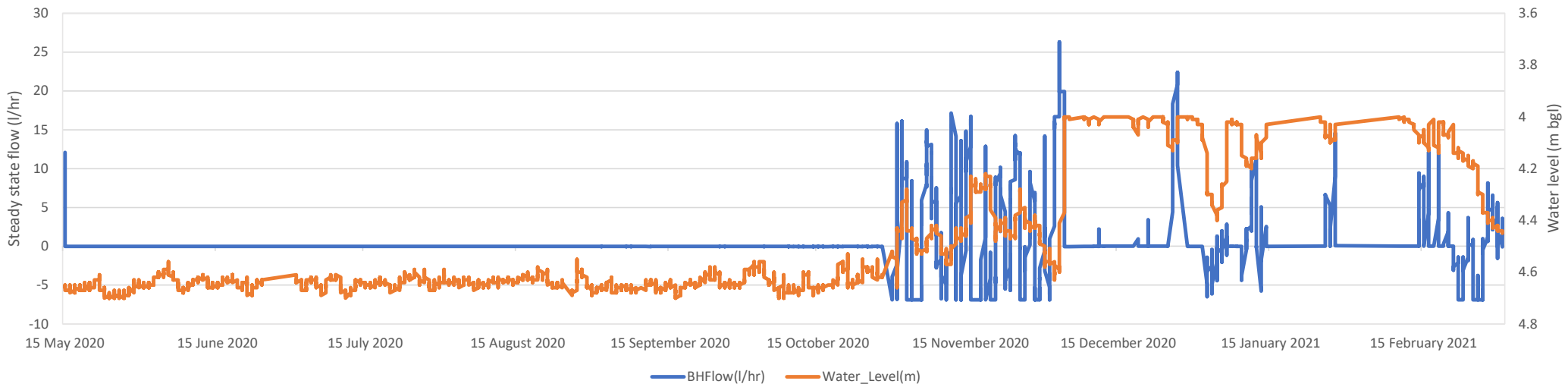
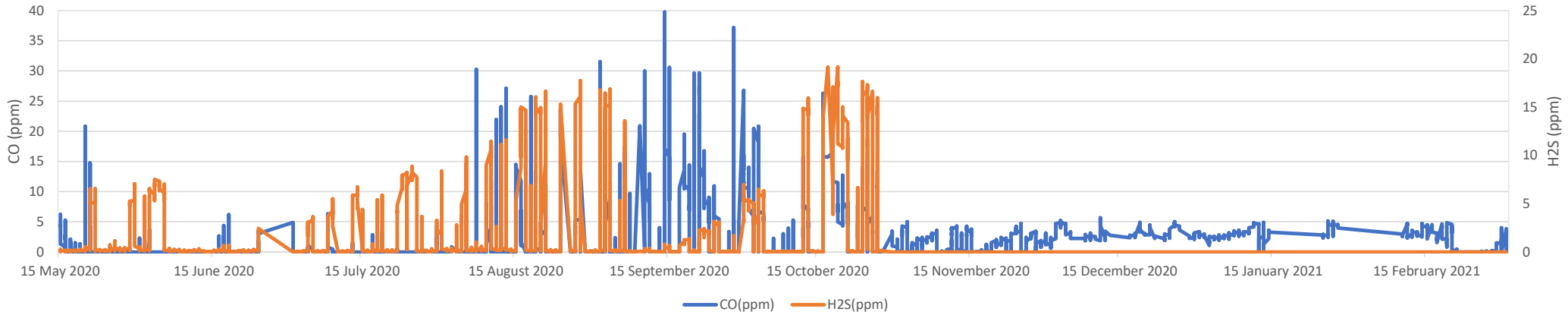
BH07046





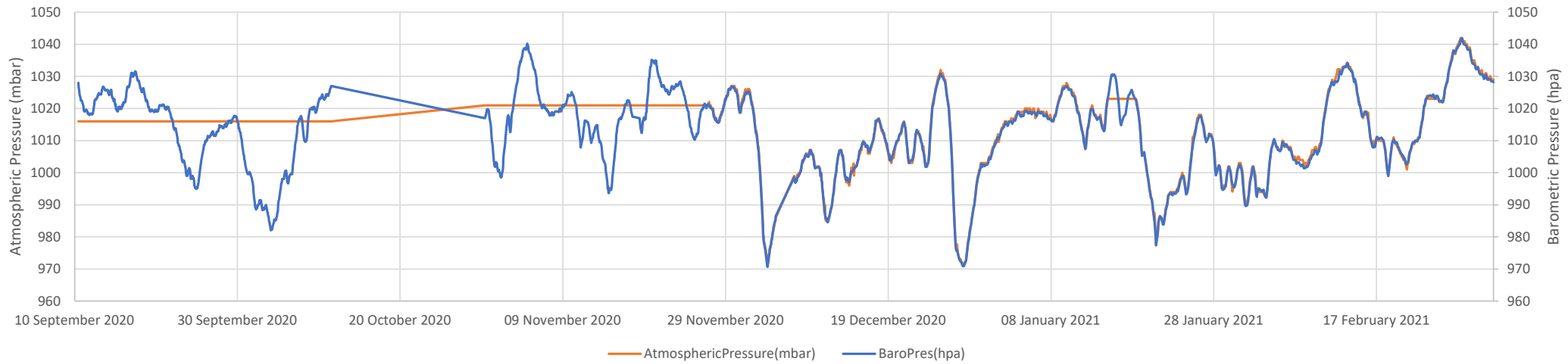
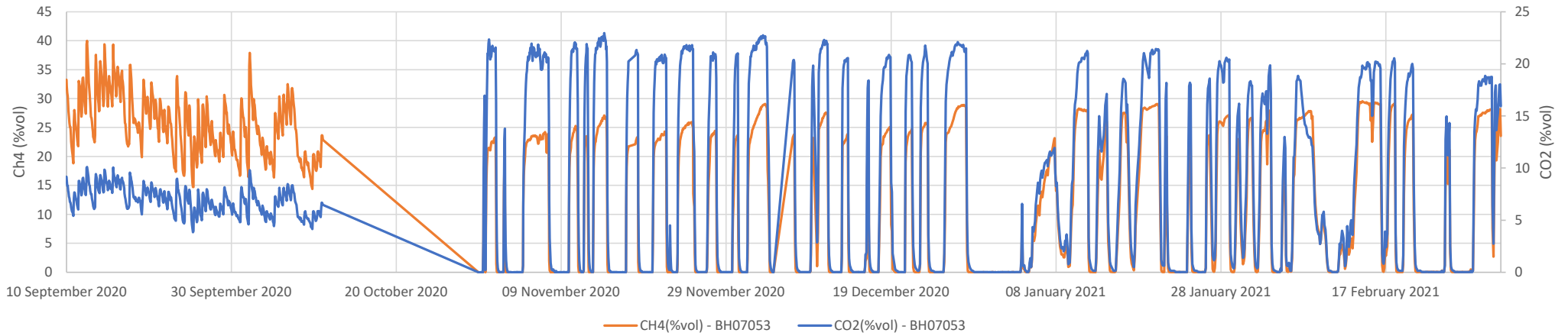
Lower Thames Crossing, Phase 2 Generic Quantitative Risk Assessment - Package B, Appendix 10.9 (Application Document 6.3), Annex B-J, Continuous Ground Gas Monitoring Results

BH07046



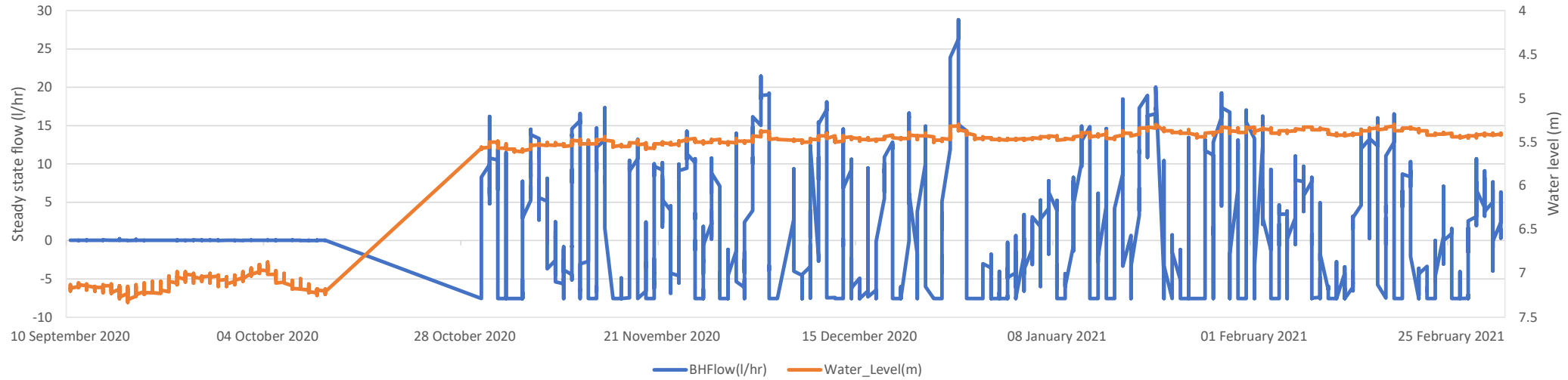
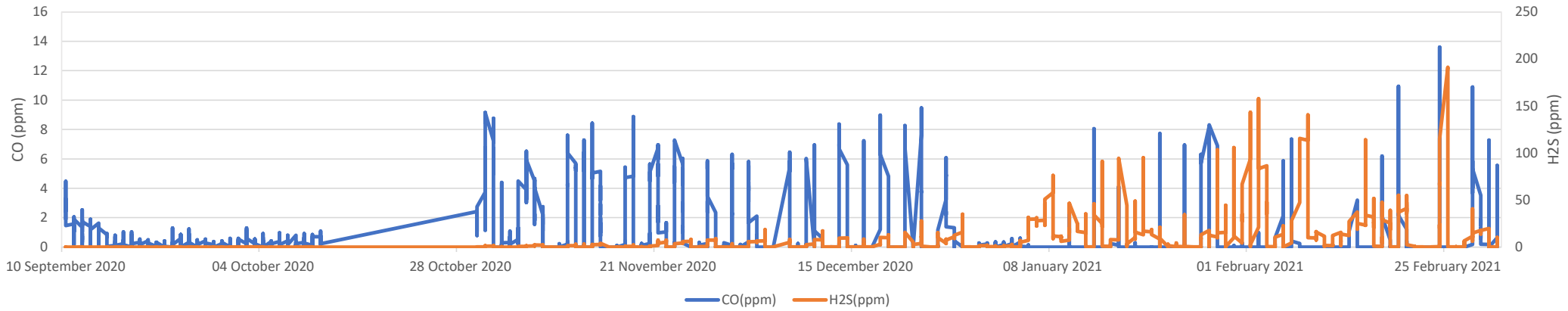
Lower Thames Crossing, Phase 2 Generic Quantitative Risk Assessment - Package B, Appendix 10.9 (Application Document 6.3), Annex B-J, Continuous Ground Gas Monitoring Results

BH07053



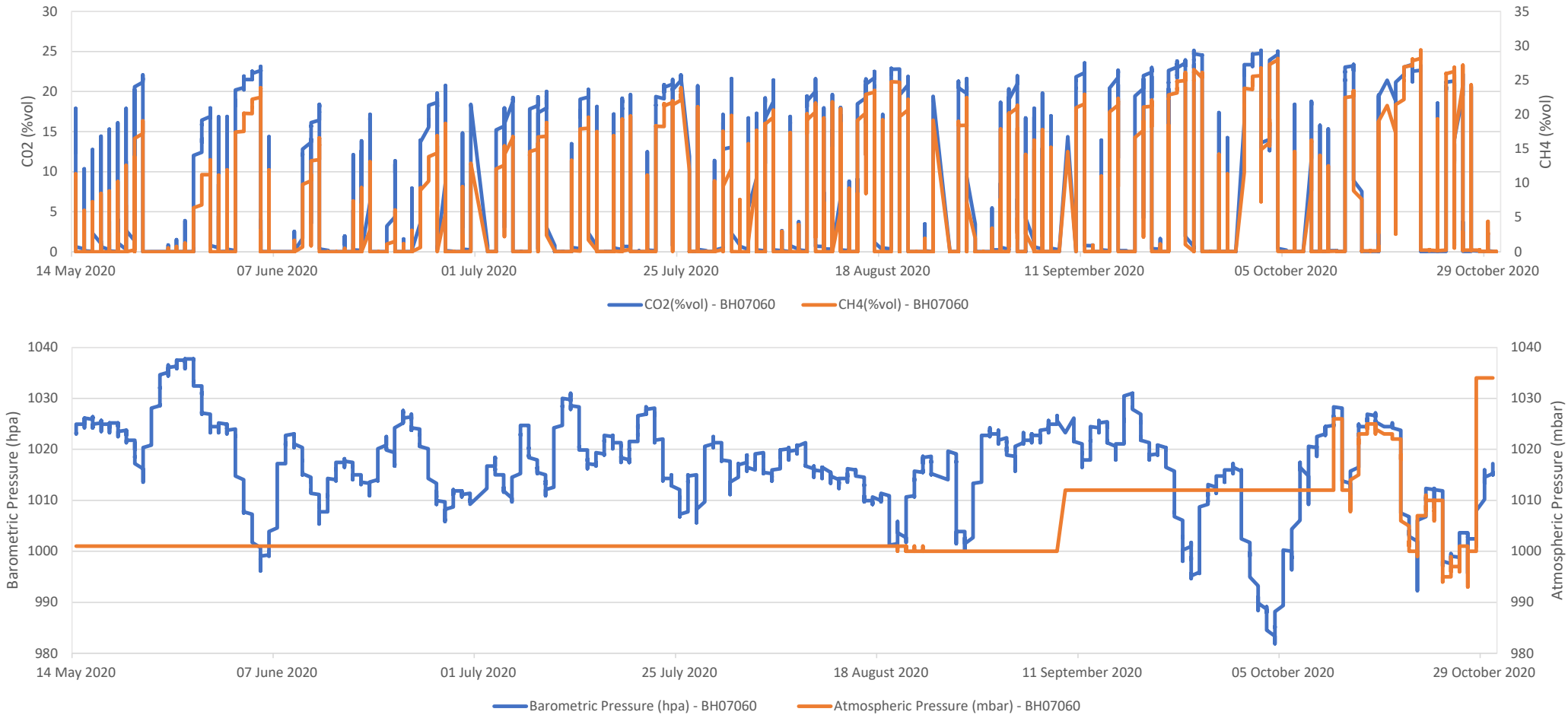
Lower Thames Crossing, Phase 2 Generic Quantitative Risk Assessment - Package B, Appendix 10.9 (Application Document 6.3), Annex B-J, Continuous Ground Gas Monitoring Results

BH07053



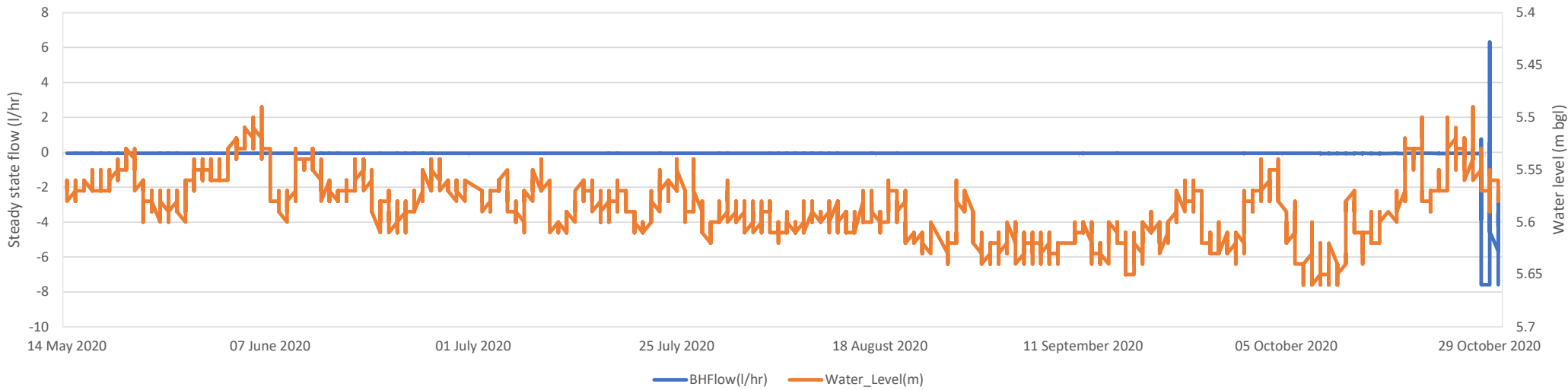
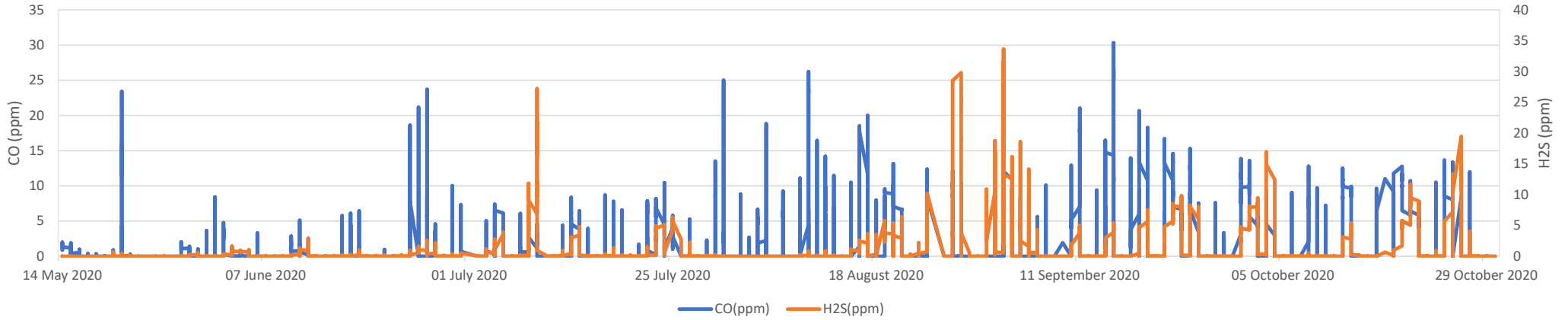
Lower Thames Crossing, Phase 2 Generic Quantitative Risk Assessment - Package B, Appendix 10.9 (Application Document 6.3), Annex B-J, Continuous Ground Gas Monitoring Results

BH07060



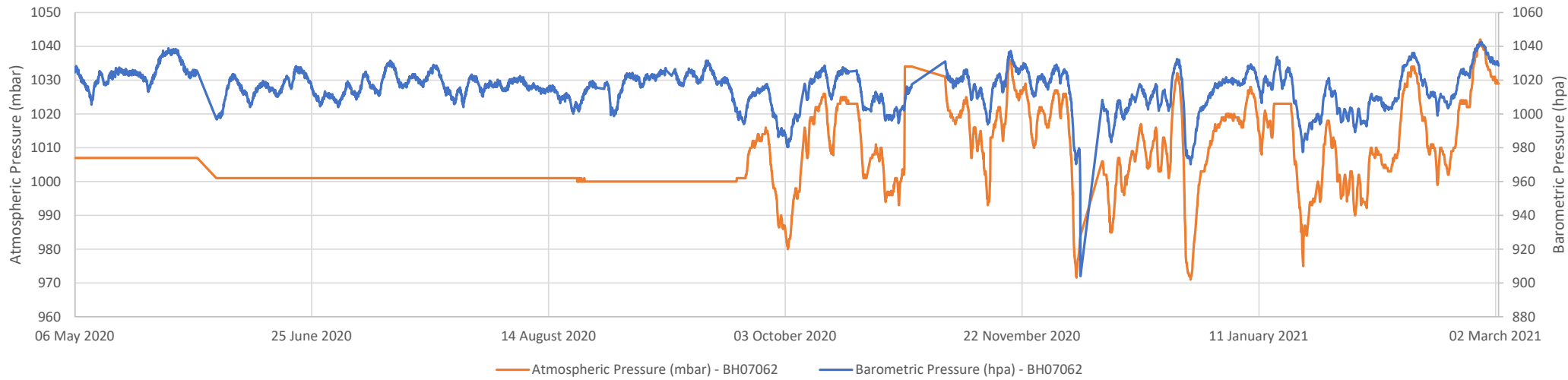
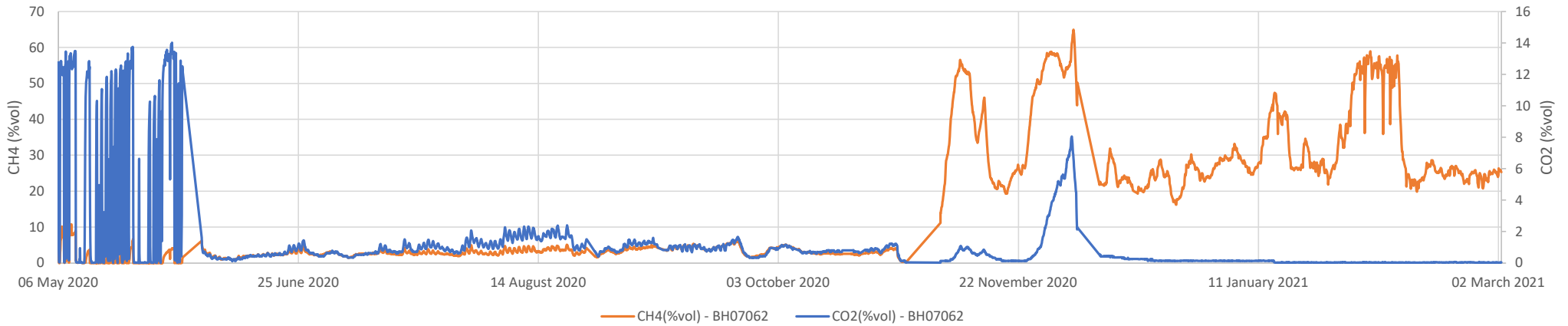
Lower Thames Crossing, Phase 2 Generic Quantitative Risk Assessment - Package B, Appendix 10.9 (Application Document 6.3), Annex B-J, Continuous Ground Gas Monitoring Results

BH07060



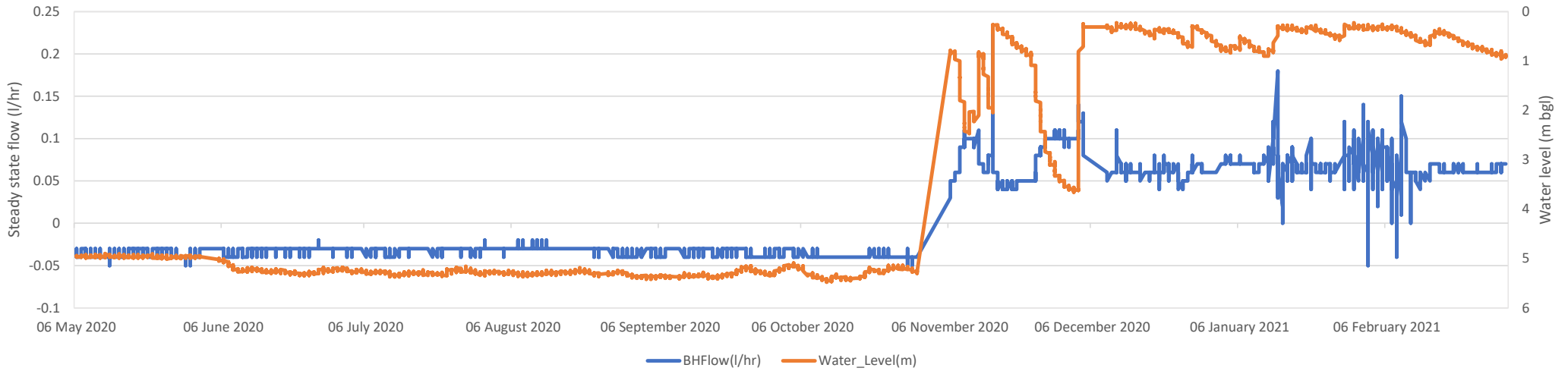
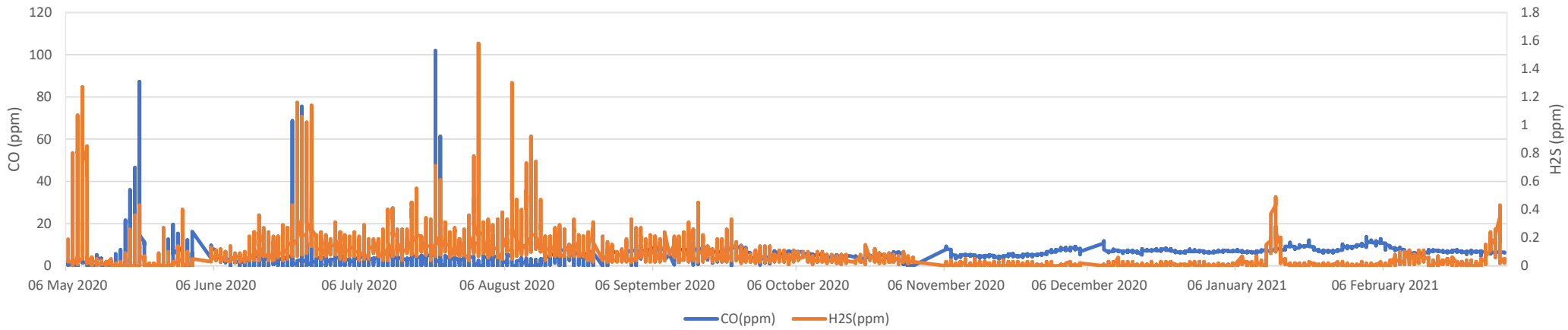
Lower Thames Crossing, Phase 2 Generic Quantitative Risk Assessment - Package B, Appendix 10.9 (Application Document 6.3), Annex B-J, Continuous Ground Gas Monitoring Results

BH07062



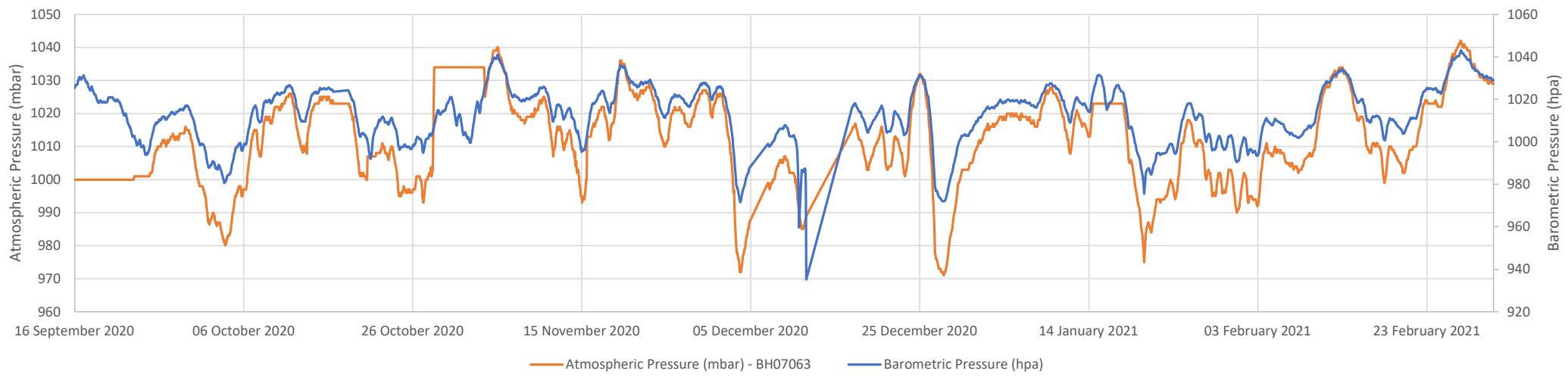
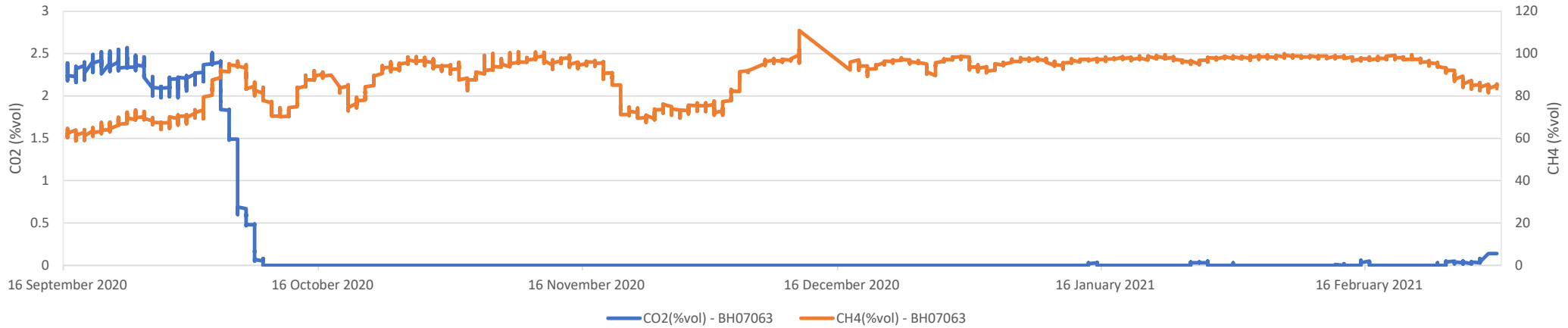
Lower Thames Crossing, Phase 2 Generic Quantitative Risk Assessment - Package B, Appendix 10.9 (Application Document 6.3), Annex B-J, Continuous Ground Gas Monitoring Results

BH07062



Lower Thames Crossing, Phase 2 Generic Quantitative Risk Assessment - Package B, Appendix 10.9 (Application Document 6.3), Annex B-J, Continuous Ground Gas Monitoring Results

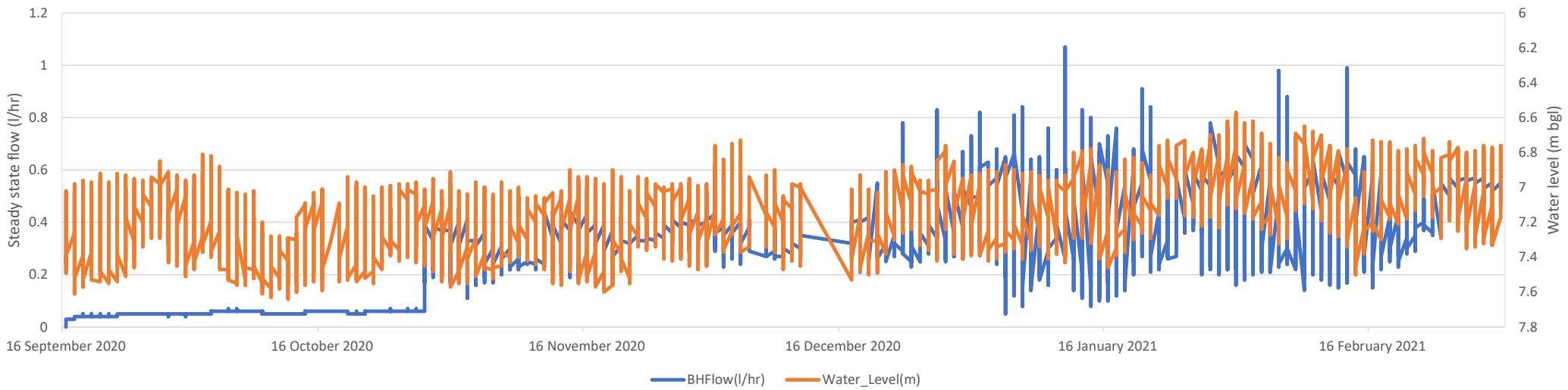
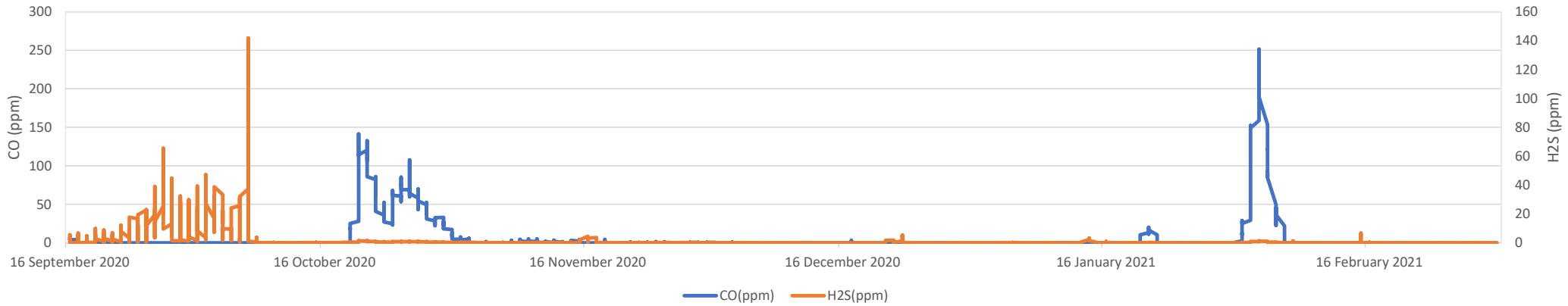
BH07063





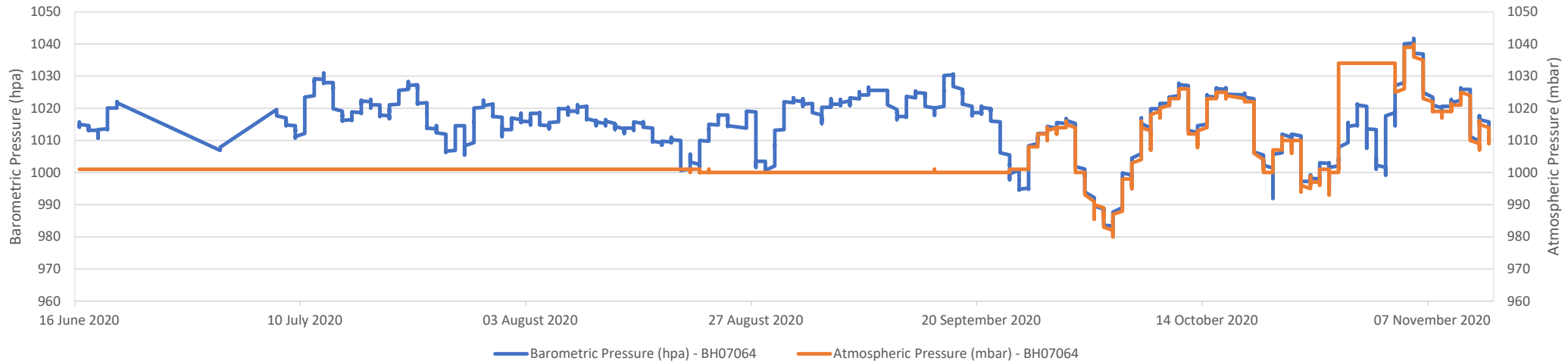
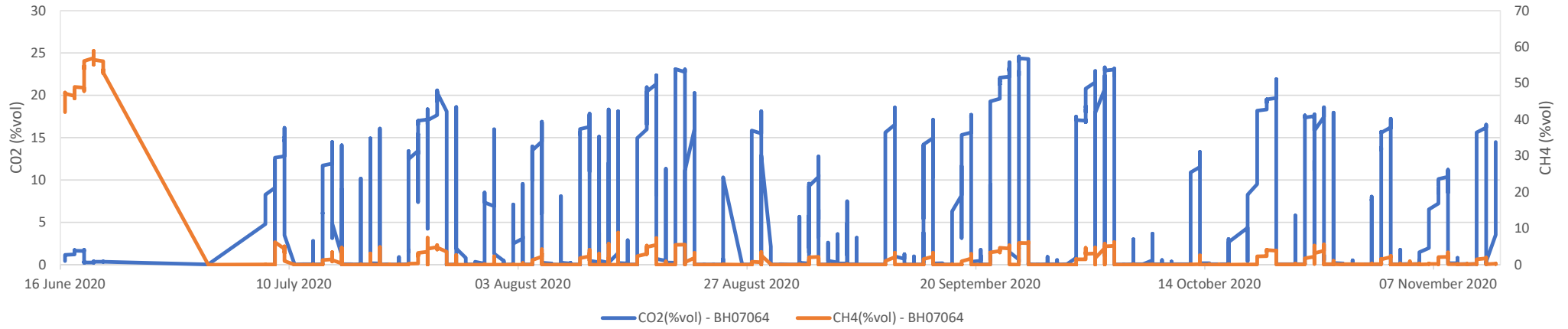
Lower Thames Crossing, Phase 2 Generic Quantitative Risk Assessment - Package B, Appendix 10.9 (Application Document 6.3), Annex B-J, Continuous Ground Gas Monitoring Results

BH07063



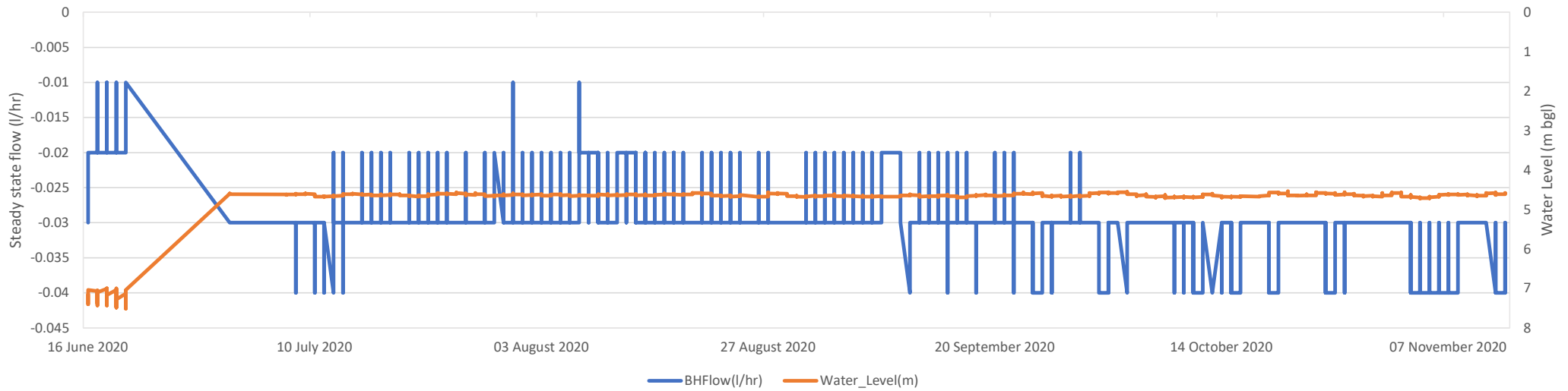
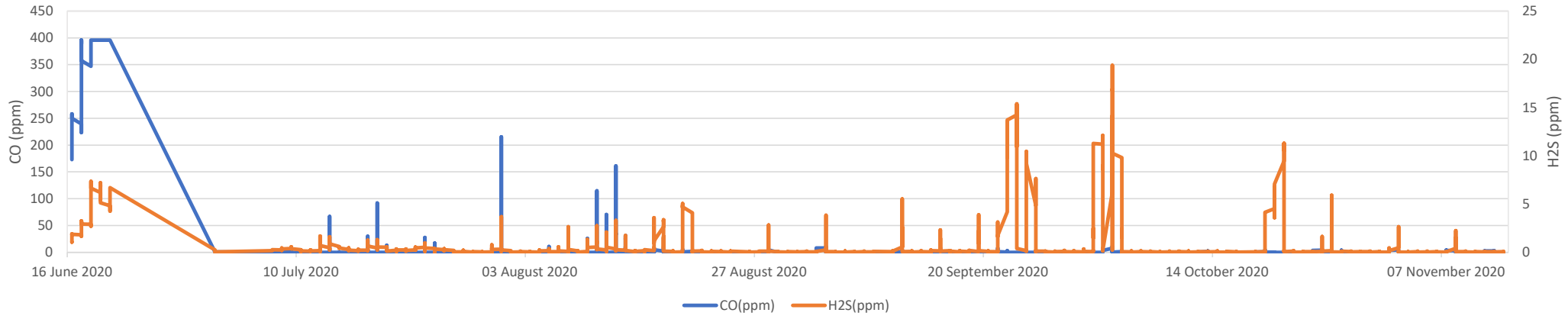
Lower Thames Crossing, Phase 2 Generic Quantitative Risk Assessment - Package B, Appendix 10.9 (Application Document 6.3), Annex B-J, Continuous Ground Gas Monitoring Results

BH07064



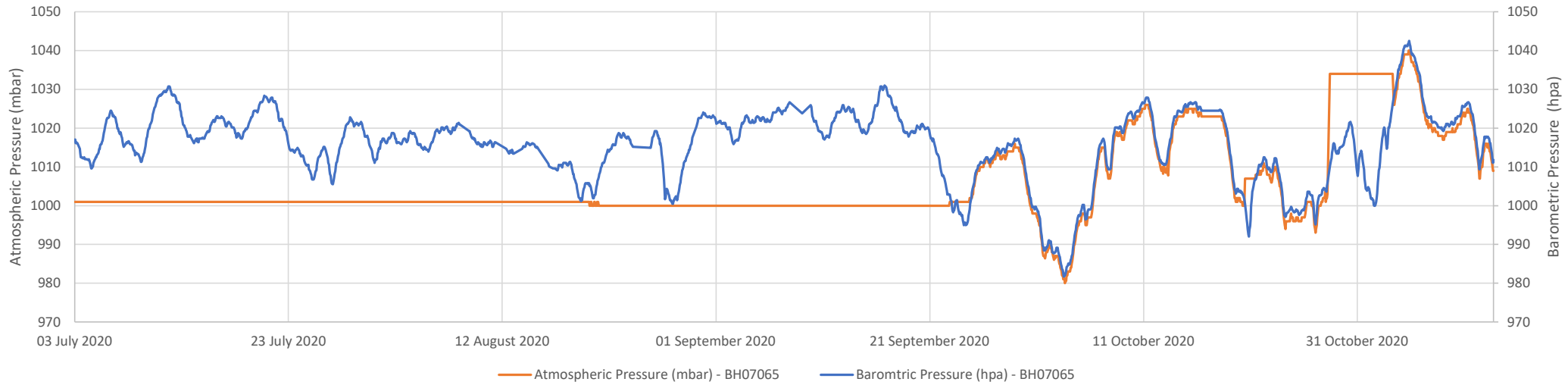
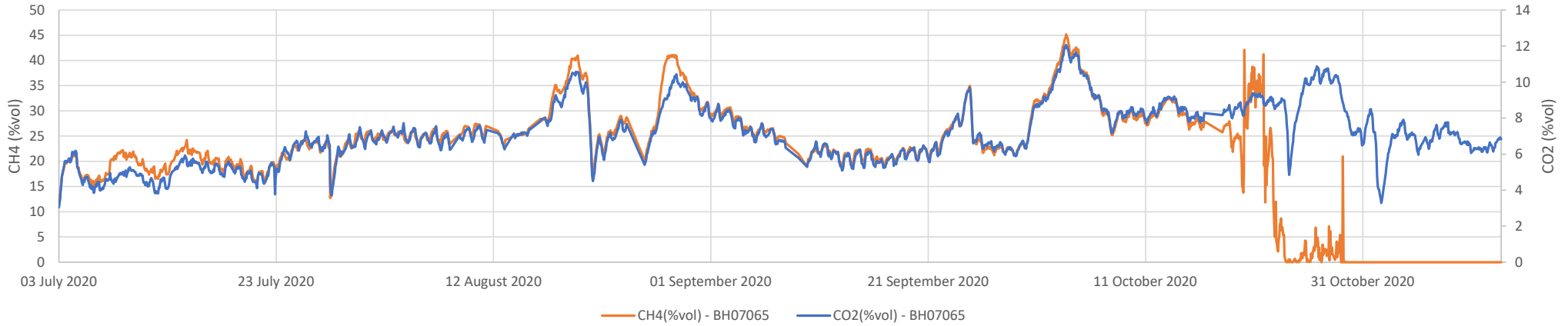
Lower Thames Crossing, Phase 2 Generic Quantitative Risk Assessment - Package B, Appendix 10.9 (Application Document 6.3), Annex B-J, Continuous Ground Gas Monitoring Results

BH07064



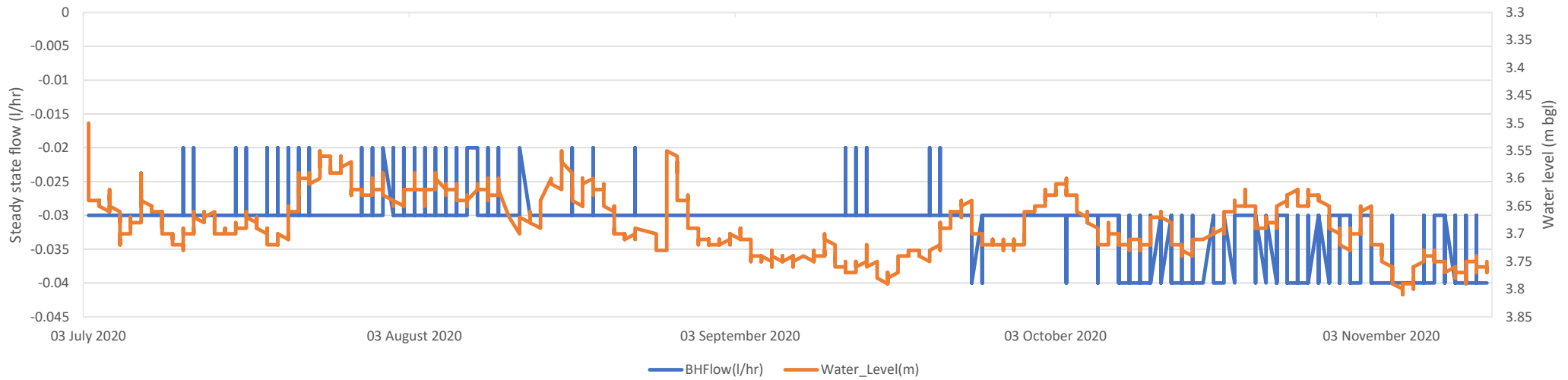
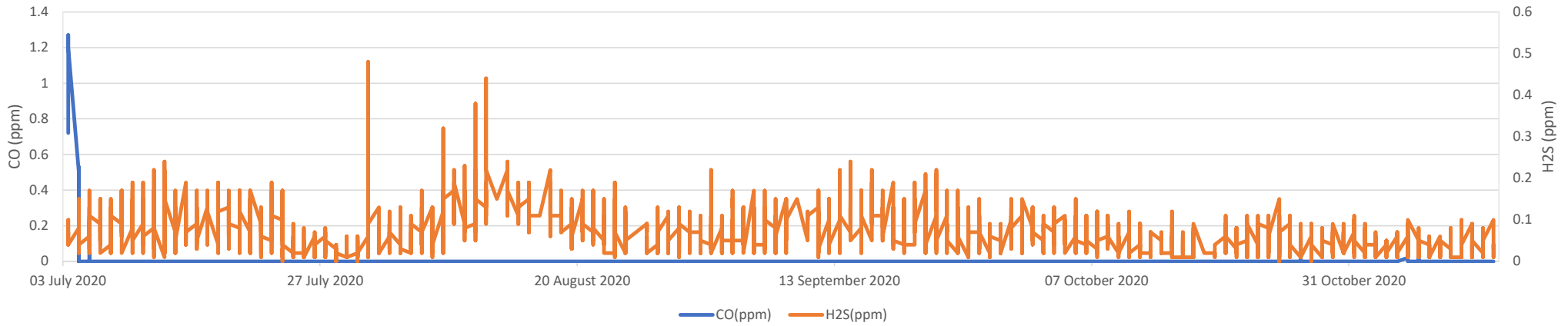
Lower Thames Crossing, Phase 2 Generic Quantitative Risk Assessment - Package B, Appendix 10.9 (Application Document 6.3), Annex B-J, Continuous Ground Gas Monitoring Results

BH07065



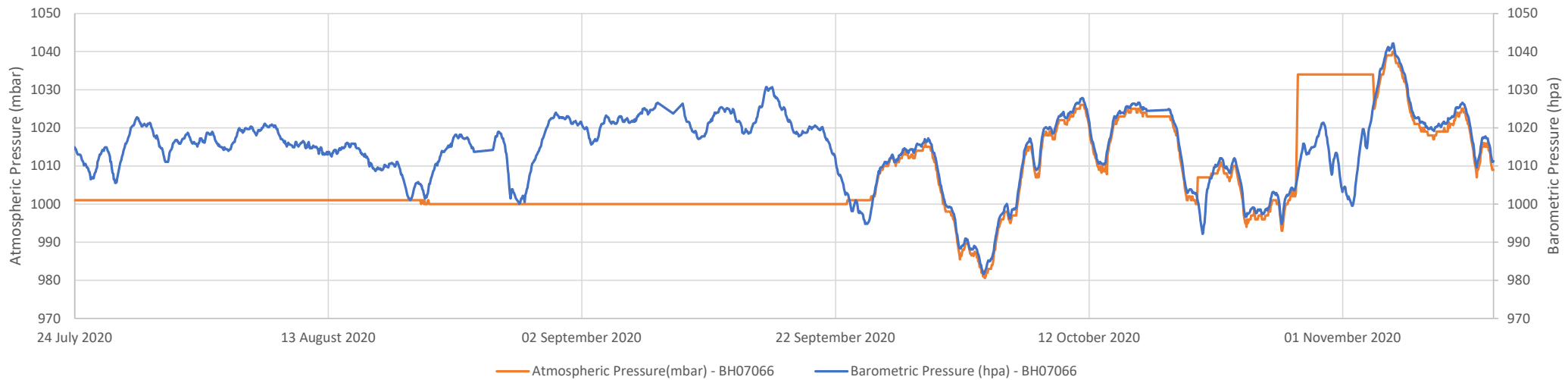
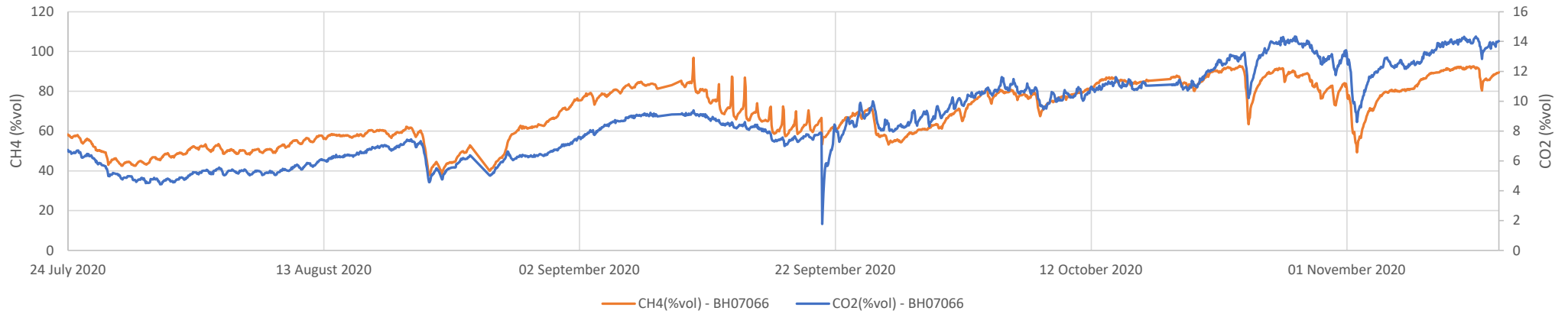
Lower Thames Crossing, Phase 2 Generic Quantitative Risk Assessment - Package B, Appendix 10.9 (Application Document 6.3), Annex B-J, Continuous Ground Gas Monitoring Results

BH07065



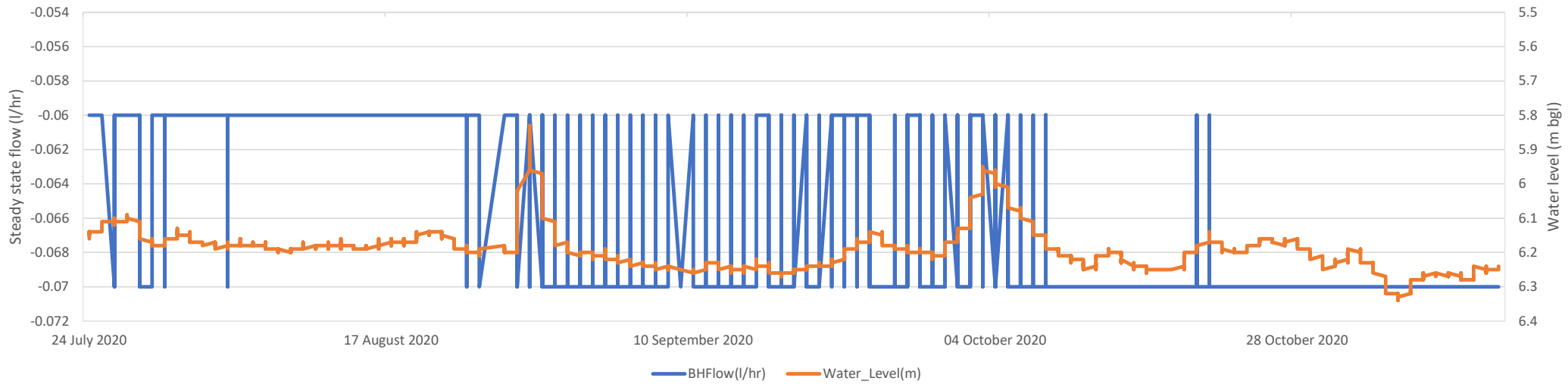
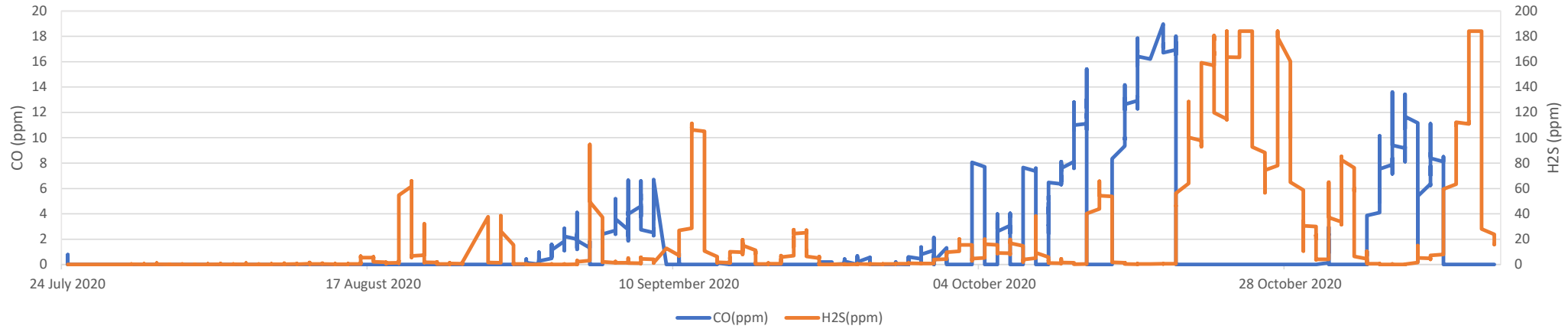
Lower Thames Crossing, Phase 2 Generic Quantitative Risk Assessment - Package B, Appendix 10.9 (Application Document 6.3), Annex B-J, Continuous Ground Gas Monitoring Results

BH07066



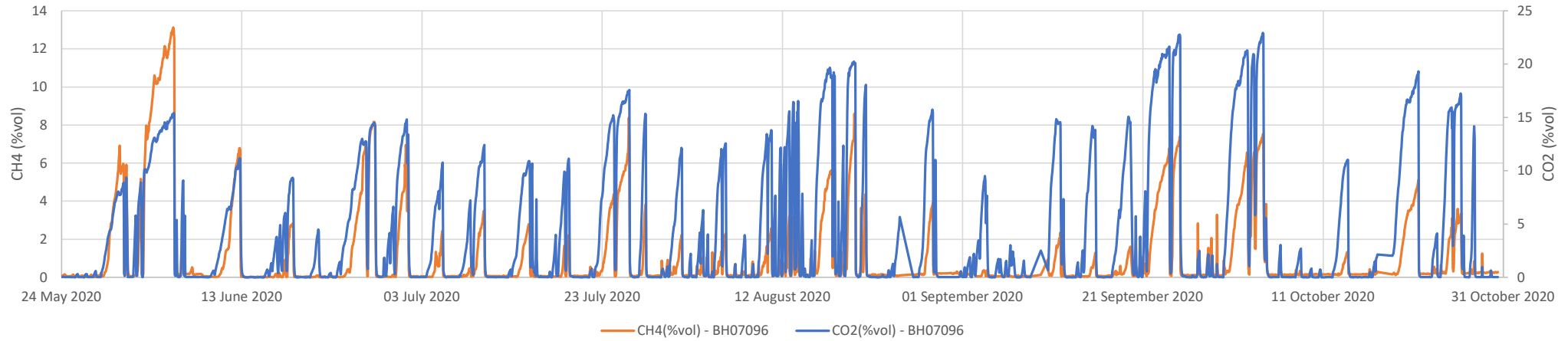
Lower Thames Crossing, Phase 2 Generic Quantitative Risk Assessment - Package B, Appendix 10.9 (Application Document 6.3), Annex B-J, Continuous Ground Gas Monitoring Results

BH07066



Lower Thames Crossing, Phase 2 Generic Quantitative Risk Assessment - Package B, Appendix 10.9 (Application Document 6.3), Annex B-J, Continuous Ground Gas Monitoring Results

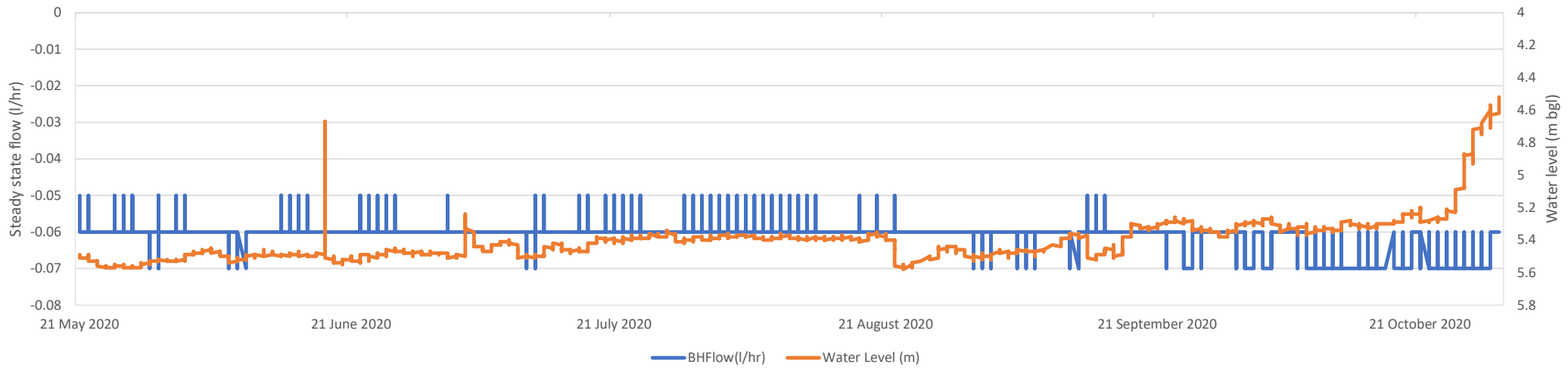
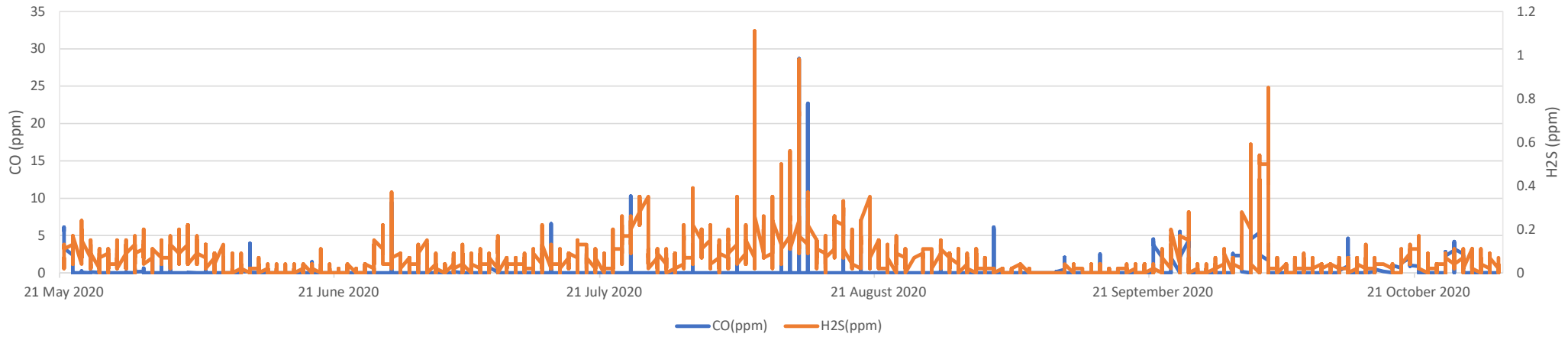
BH07096





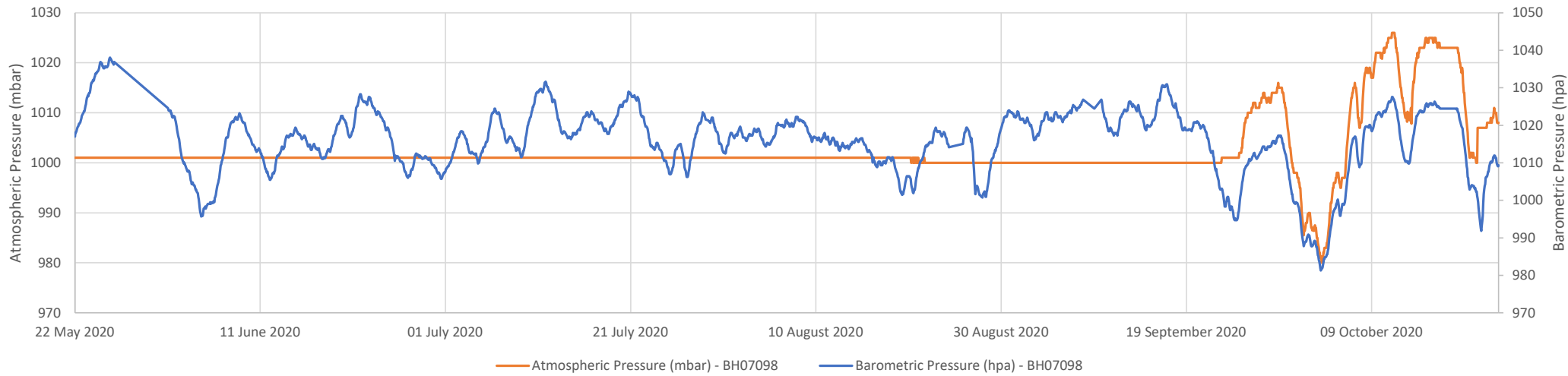
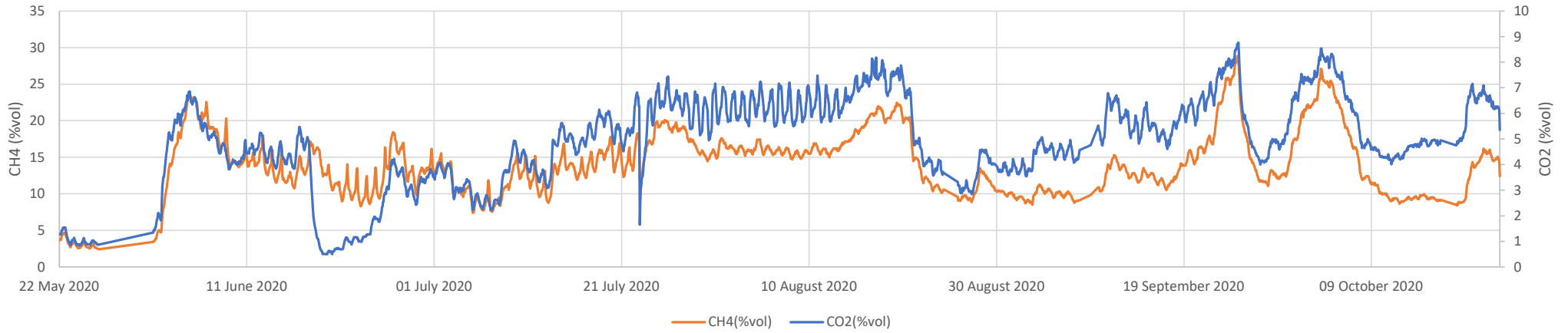
Lower Thames Crossing, Phase 2 Generic Quantitative Risk Assessment - Package B, Appendix 10.9 (Application Document 6.3), Annex B-J, Continuous Ground Gas Monitoring Results

BH07096



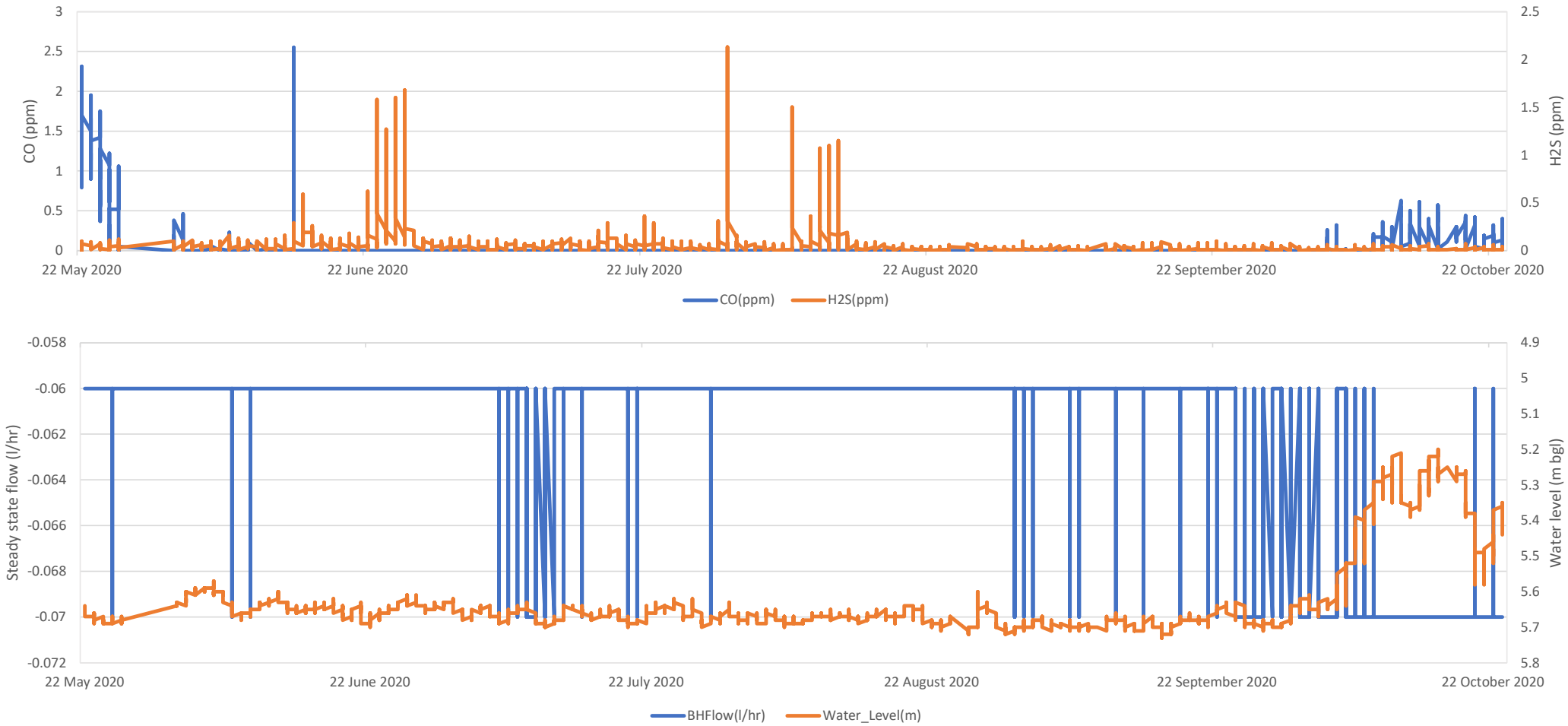
Lower Thames Crossing, Phase 2 Generic Quantitative Risk Assessment - Package B, Appendix 10.9 (Application Document 6.3), Annex B-J, Continuous Ground Gas Monitoring Results

BH07098



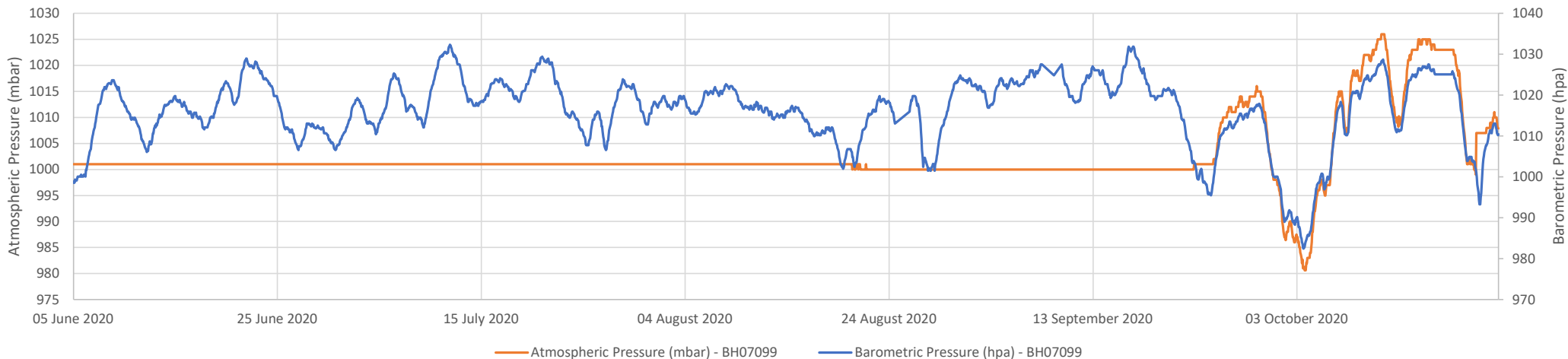
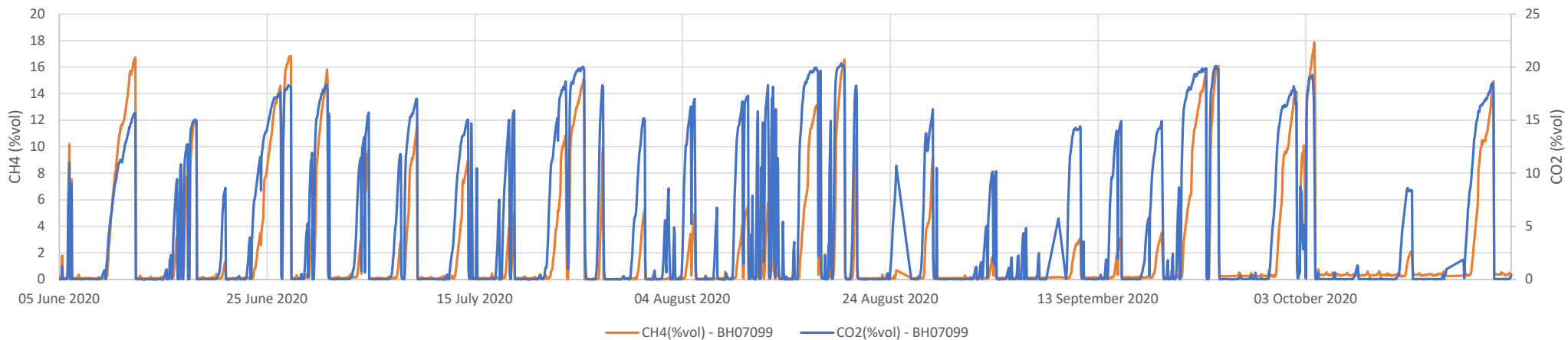
Lower Thames Crossing, Phase 2 Generic Quantitative Risk Assessment - Package B, Appendix 10.9 (Application Document 6.3), Annex B-J, Continuous Ground Gas Monitoring Results

BH07098



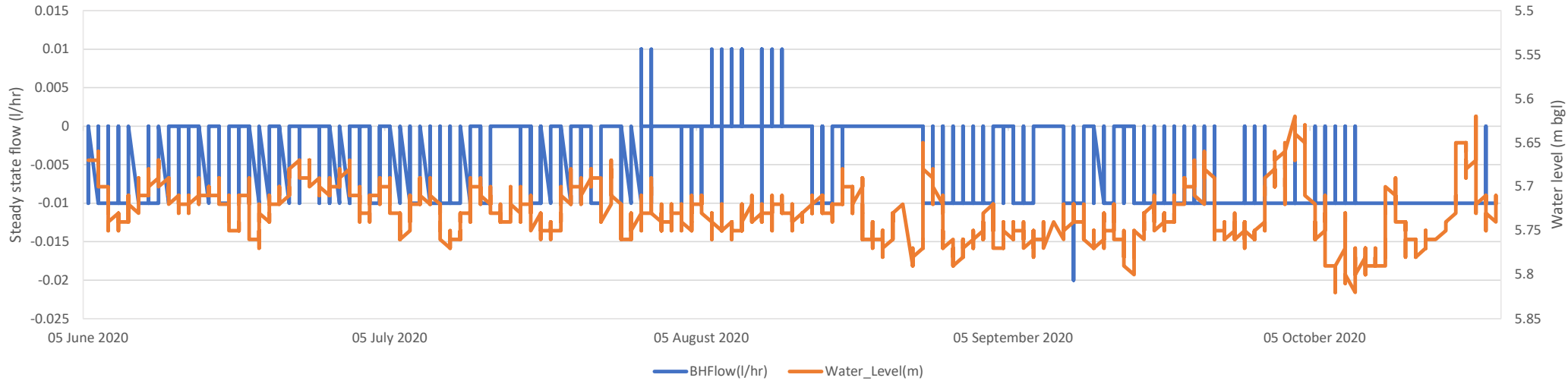
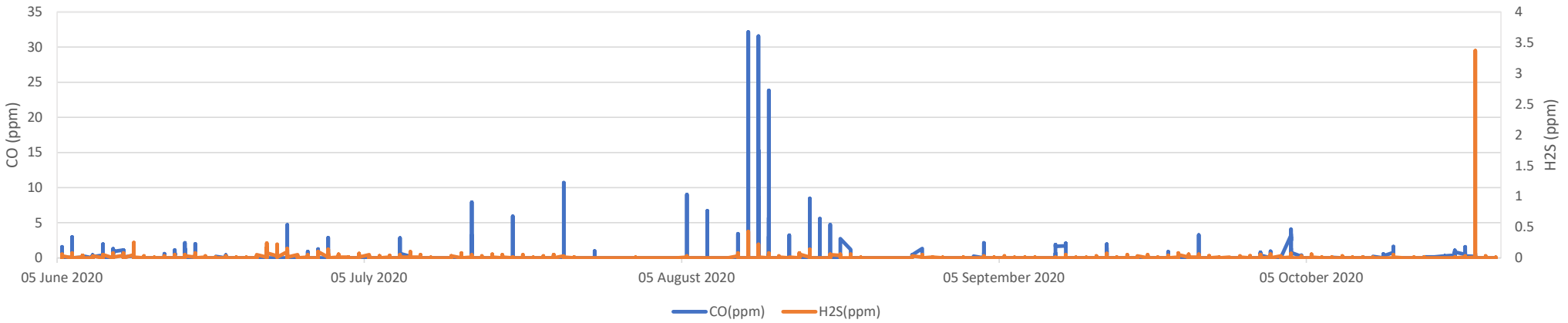
Lower Thames Crossing, Phase 2 Generic Quantitative Risk Assessment - Package B, Appendix 10.9 (Application Document 6.3), Annex B-J, Continuous Ground Gas Monitoring Results

BH07099



Lower Thames Crossing, Phase 2 Generic Quantitative Risk Assessment - Package B, Appendix 10.9 (Application Document 6.3), Annex B-J, Continuous Ground Gas Monitoring Results

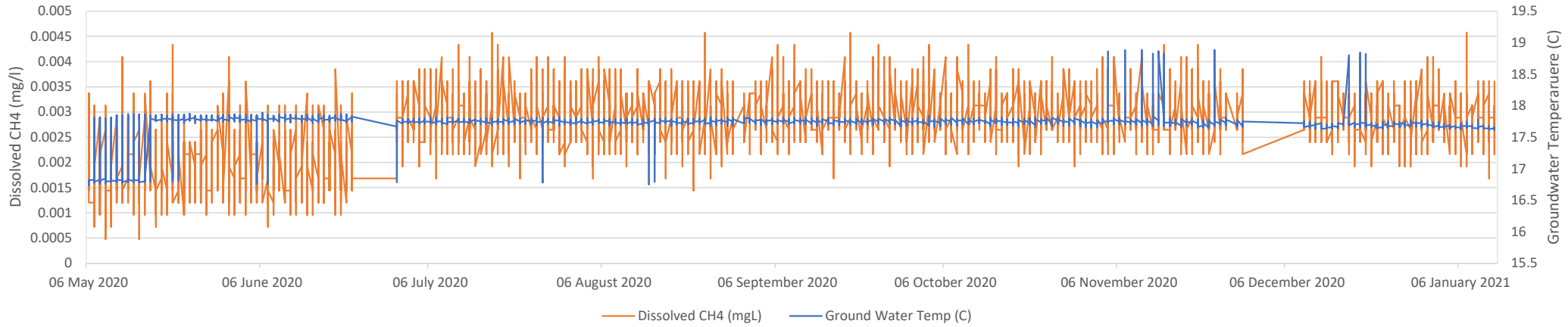
BH07099



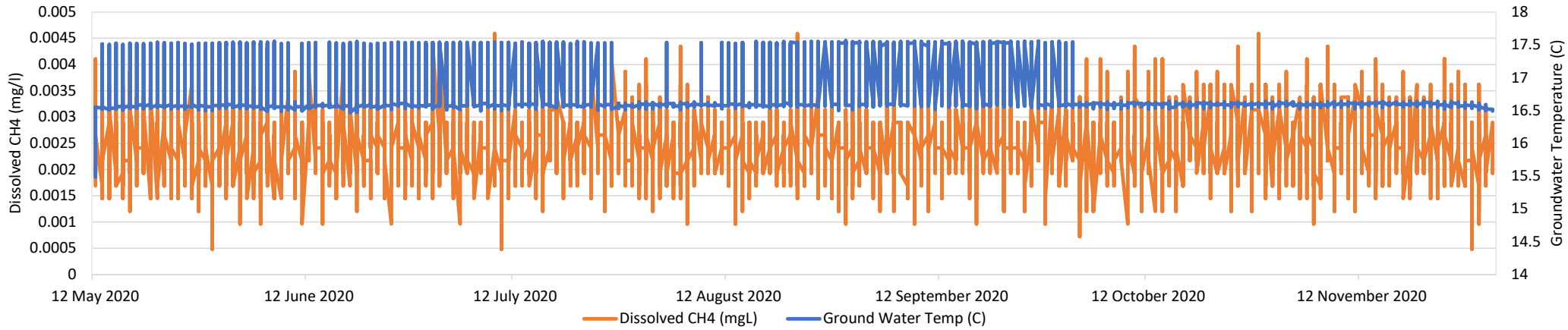
## Annex B-K Continuous dissolved ground gas monitoring results

Lower Thames Crossing, Phase 2 Generic Quantitative Risk Assessment - Package B, Appendix 10.9 (Application Document 6.3), Annex B-K, Continuous Dissolved Gas Monitoring Results

BH06014

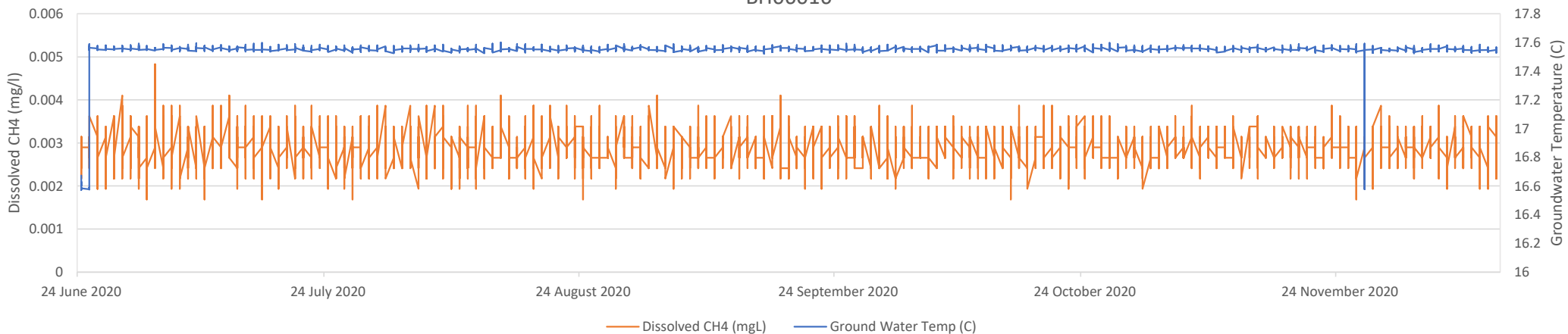


BH06015

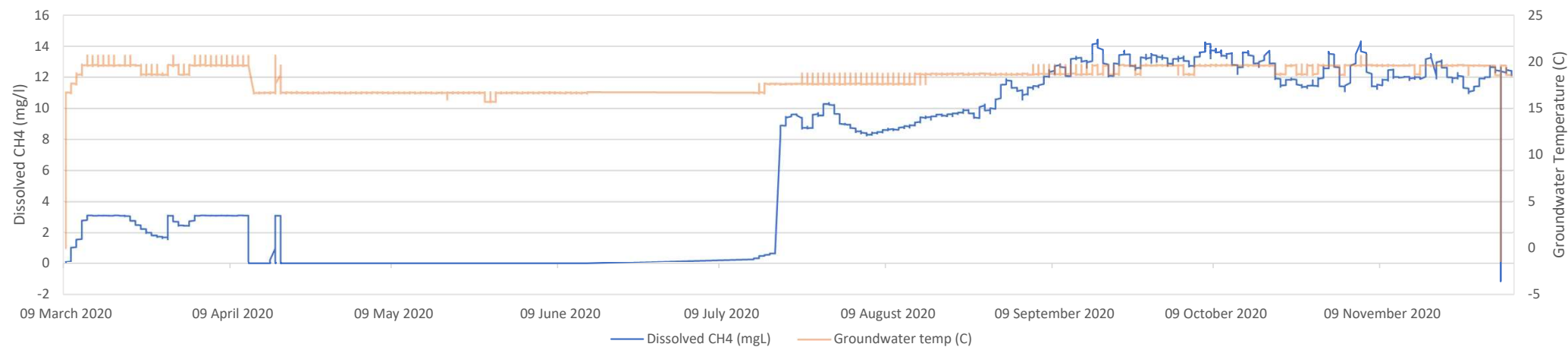


Lower Thames Crossing, Phase 2 Generic Quantitative Risk Assessment - Package B, Appendix 10.9 (Application Document 6.3), Annex B-K, Continuous Dissolved Gas Monitoring Results

BH06016



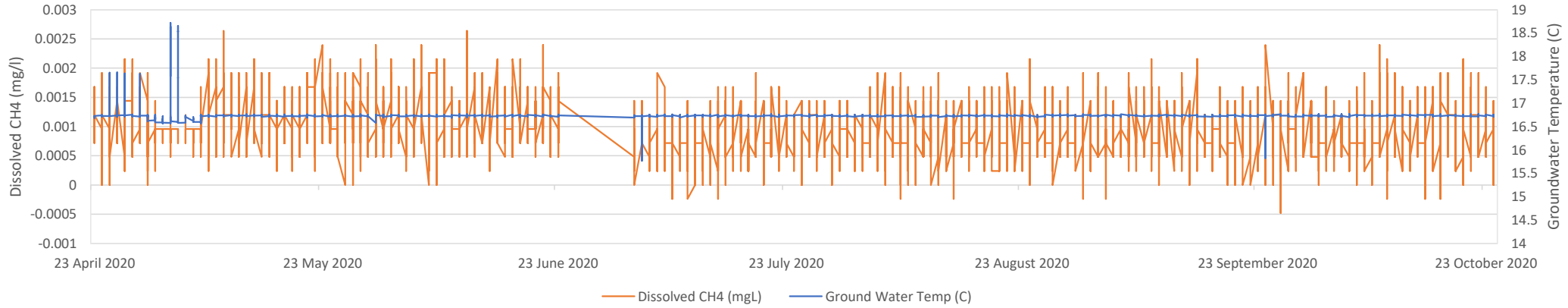
BH06017



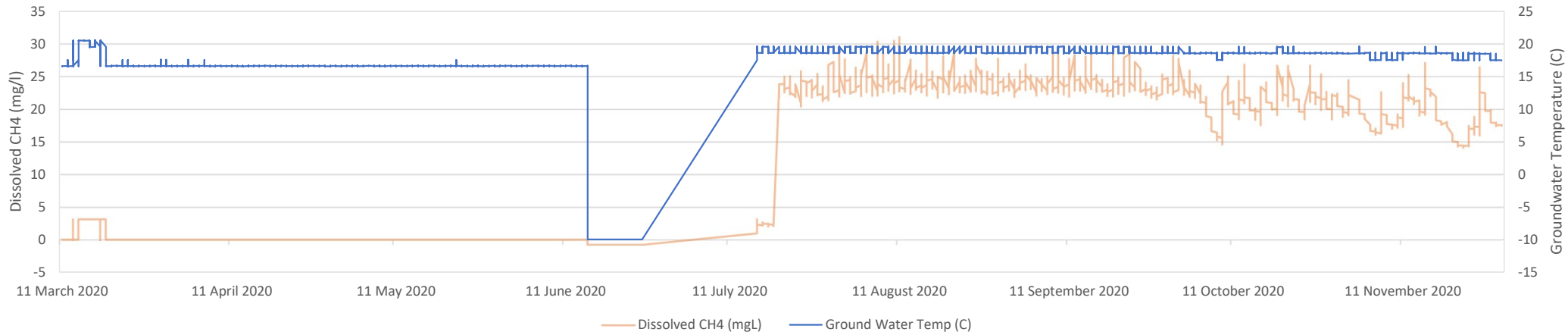


Lower Thames Crossing, Phase 2 Generic Quantitative Risk Assessment - Package B, Appendix 10.9 (Application Document 6.3), Annex B-K, Continuous Dissolved Gas Monitoring Results

BH07020

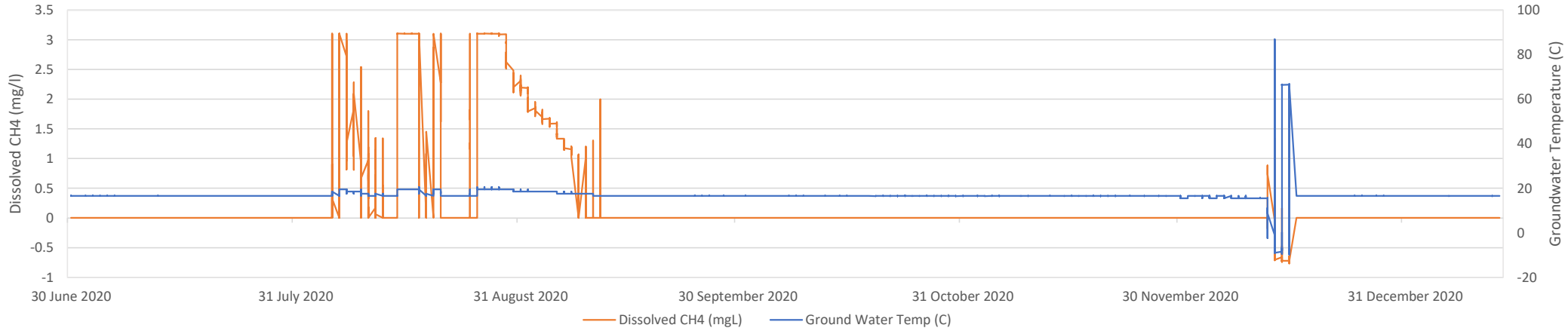


BH07021

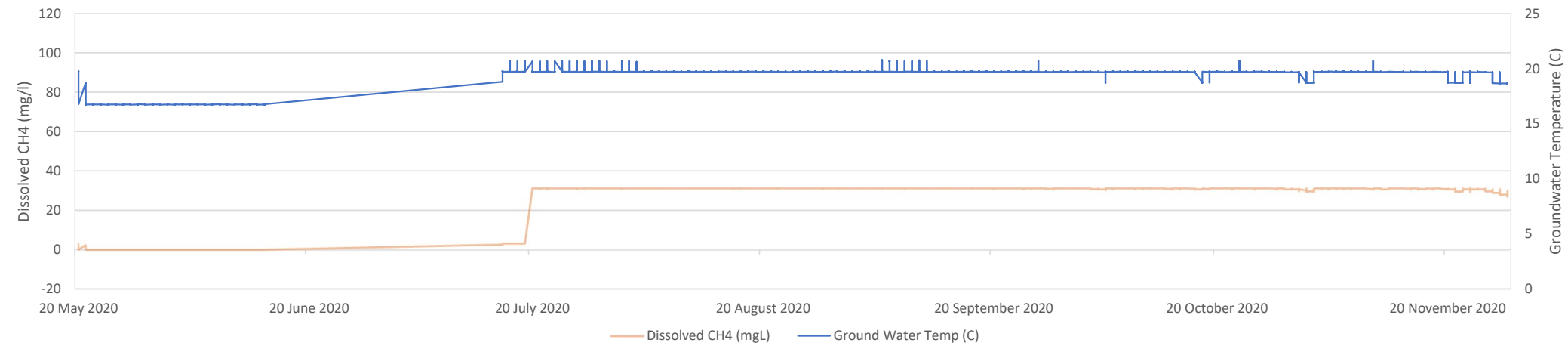


Lower Thames Crossing, Phase 2 Generic Quantitative Risk Assessment - Package B, Appendix 10.9 (Application Document 6.3), Annex B-K, Continuous Dissolved Gas Monitoring Results

BH07023

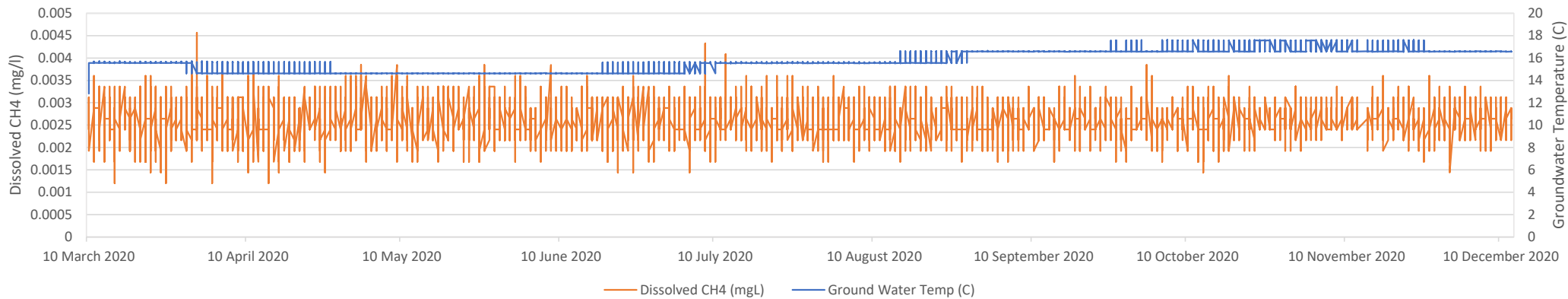


BH07024

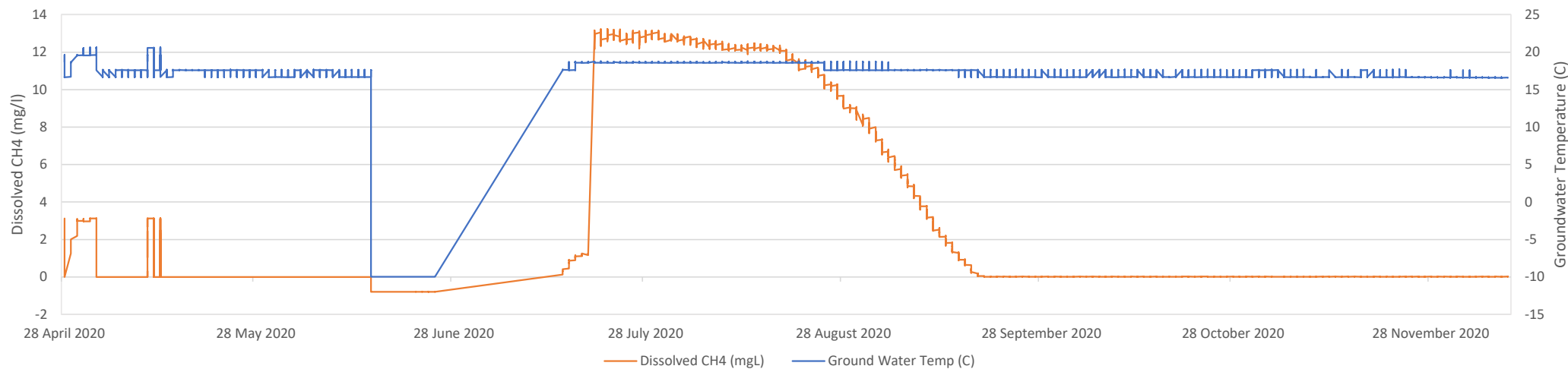


Lower Thames Crossing, Phase 2 Generic Quantitative Risk Assessment - Package B, Appendix 10.9 (Application Document 6.3), Annex B-K, Continuous Dissolved Gas Monitoring Results

BH07030

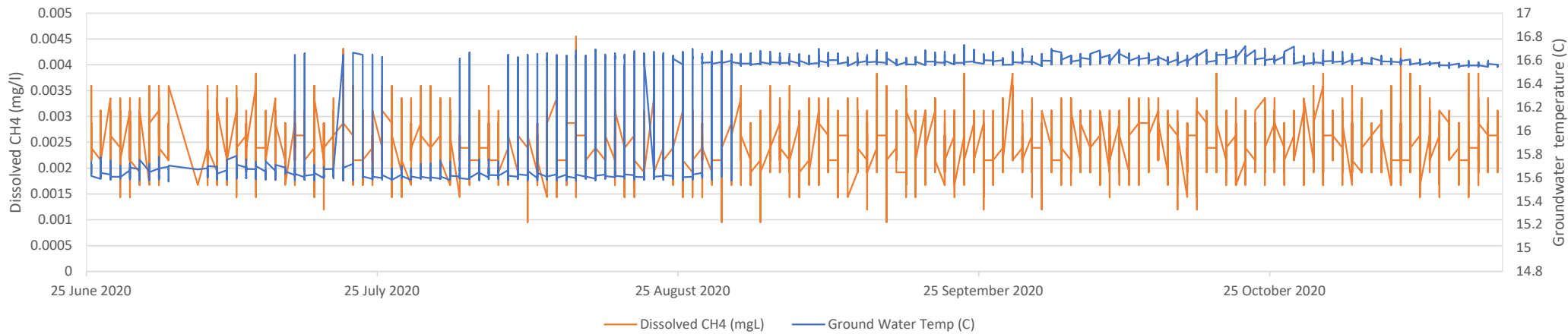


BH07032

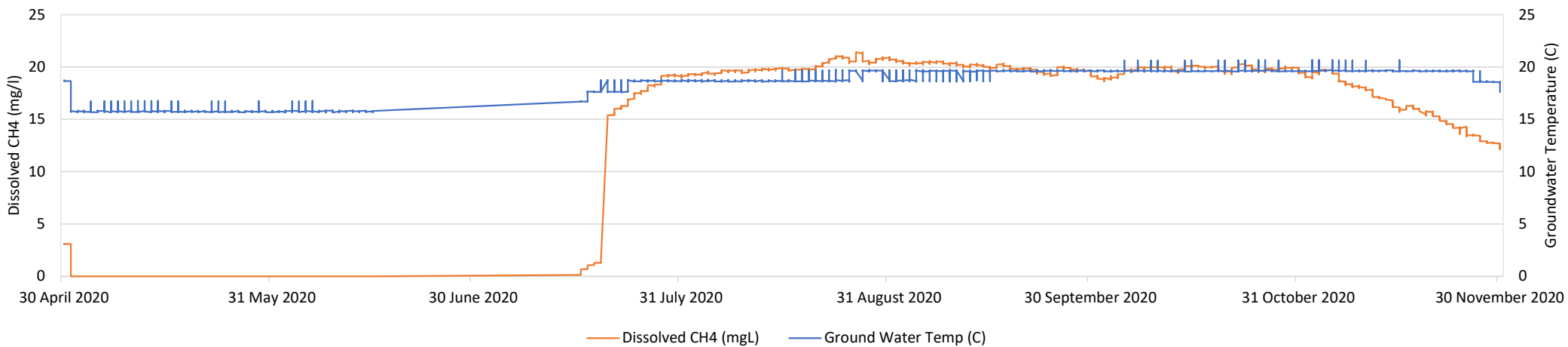


Lower Thames Crossing, Phase 2 Generic Quantitative Risk Assessment - Package B, Appendix 10.9 (Application Document 6.3), Annex B-K, Continuous Dissolved Gas Monitoring Results

BH07034

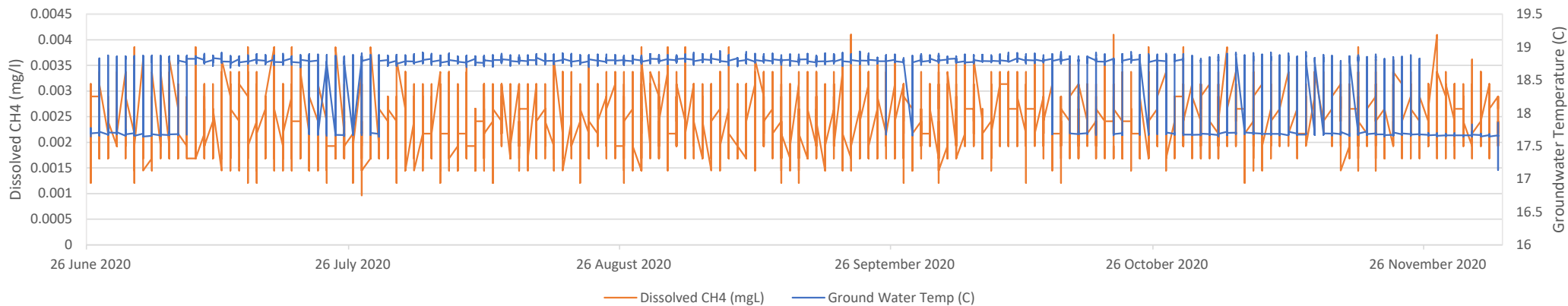


BH07038

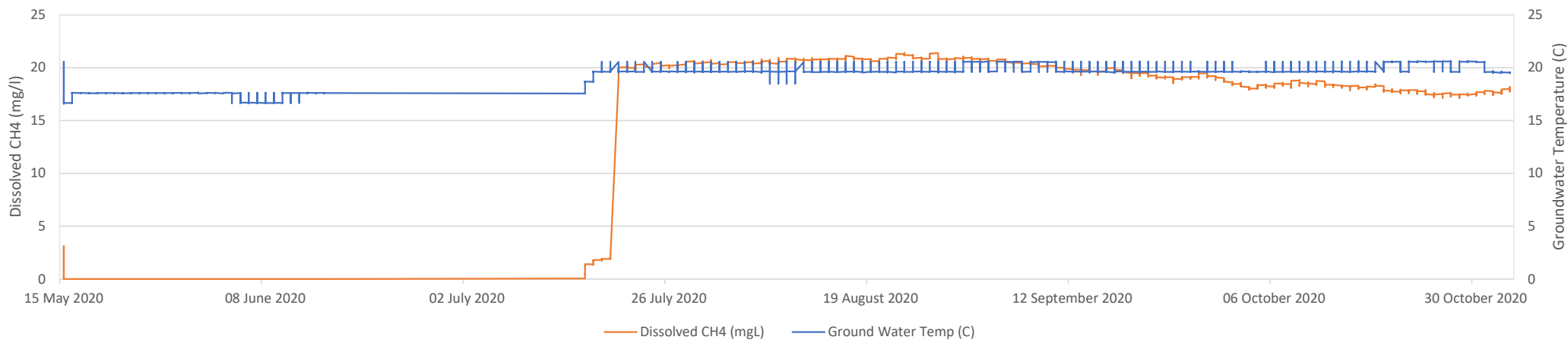


Lower Thames Crossing, Phase 2 Generic Quantitative Risk Assessment - Package B, Appendix 10.9 (Application Document 6.3), Annex B-K, Continuous Dissolved Gas Monitoring Results

BH07039

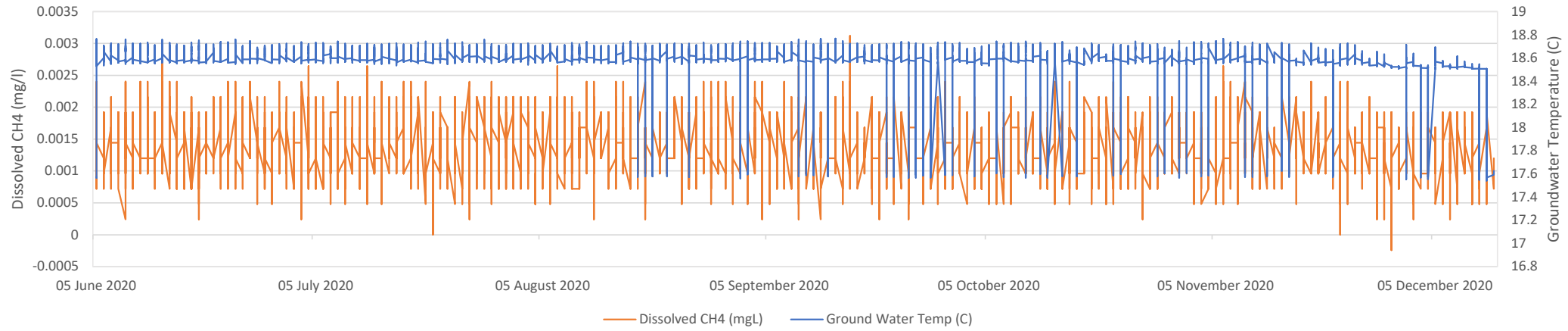


BH07046

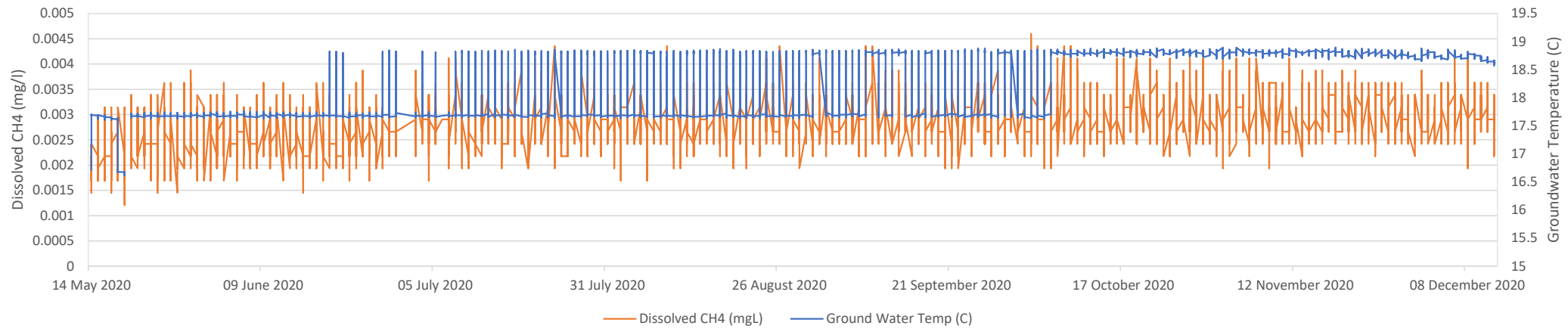


Lower Thames Crossing, Phase 2 Generic Quantitative Risk Assessment - Package B, Appendix 10.9 (Application Document 6.3), Annex B-K, Continuous Dissolved Gas Monitoring Results

BH07053

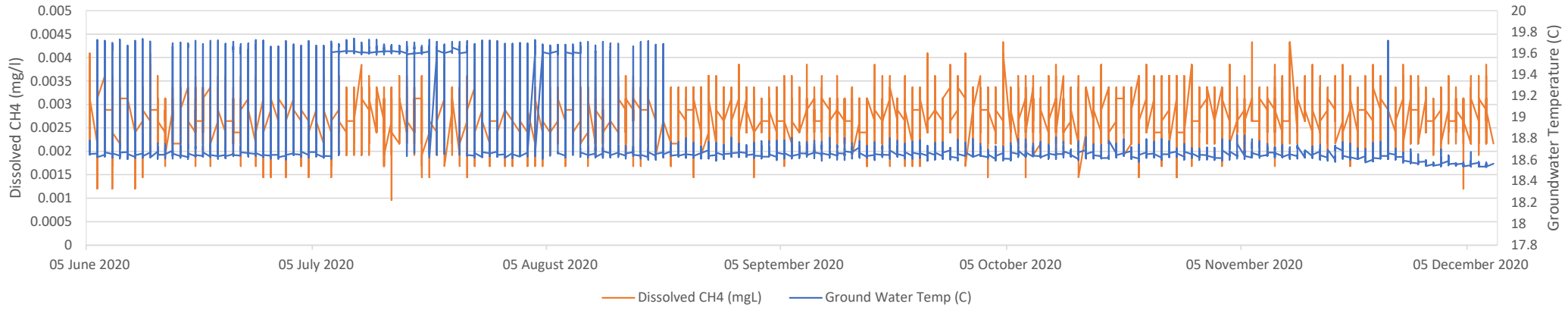


BH07060

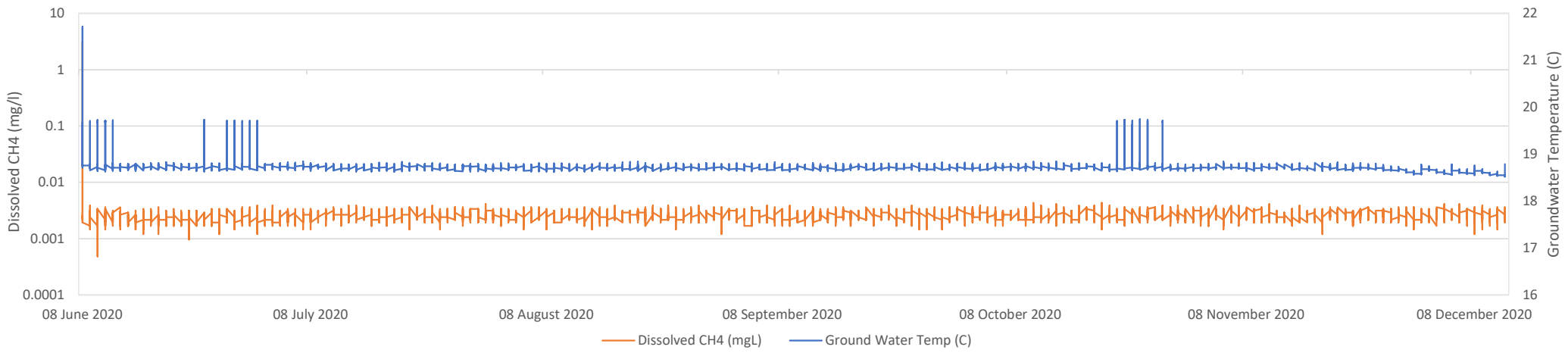


Lower Thames Crossing, Phase 2 Generic Quantitative Risk Assessment - Package B, Appendix 10.9 (Application Document 6.3), Annex B-K, Continuous Dissolved Gas Monitoring Results

BH07062

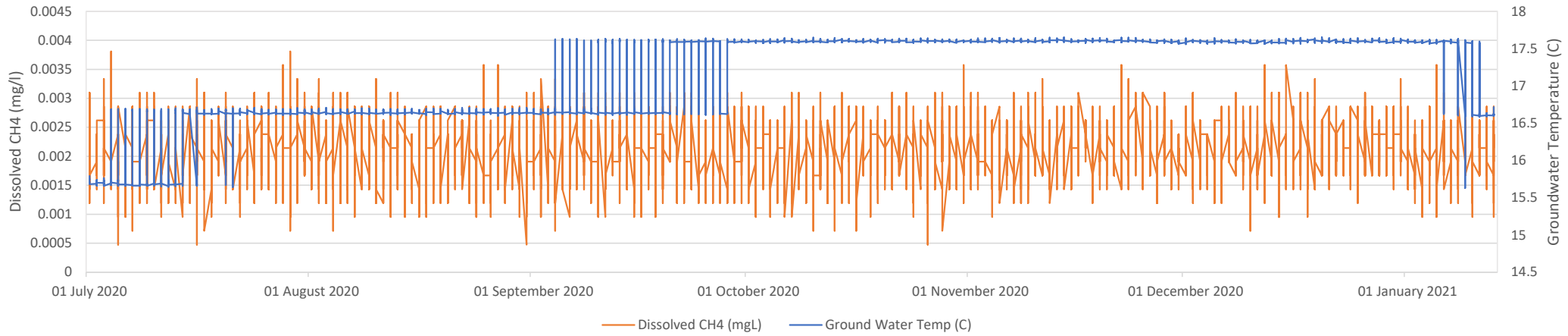


BH07063

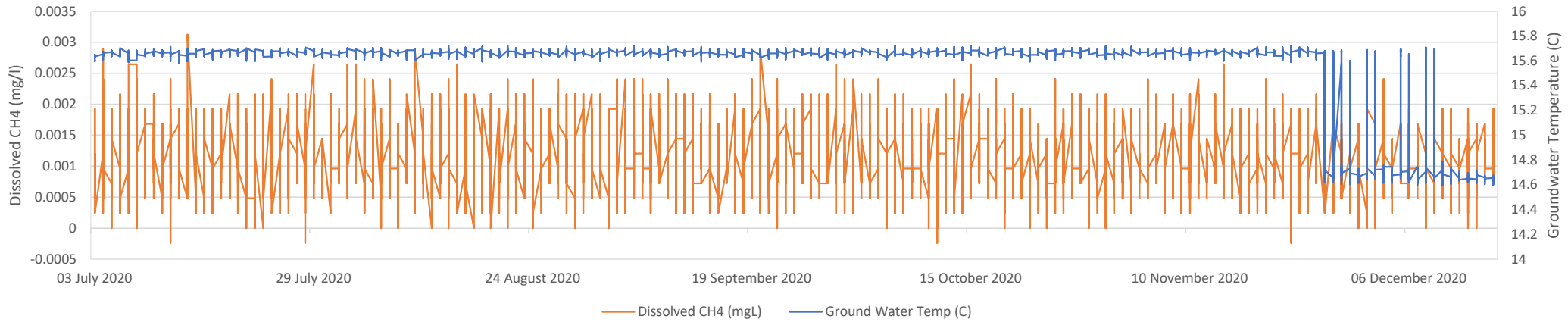


Lower Thames Crossing, Phase 2 Generic Quantitative Risk Assessment - Package B, Appendix 10.9 (Application Document 6.3), Annex B-K, Continuous Dissolved Gas Monitoring Results

BH07064



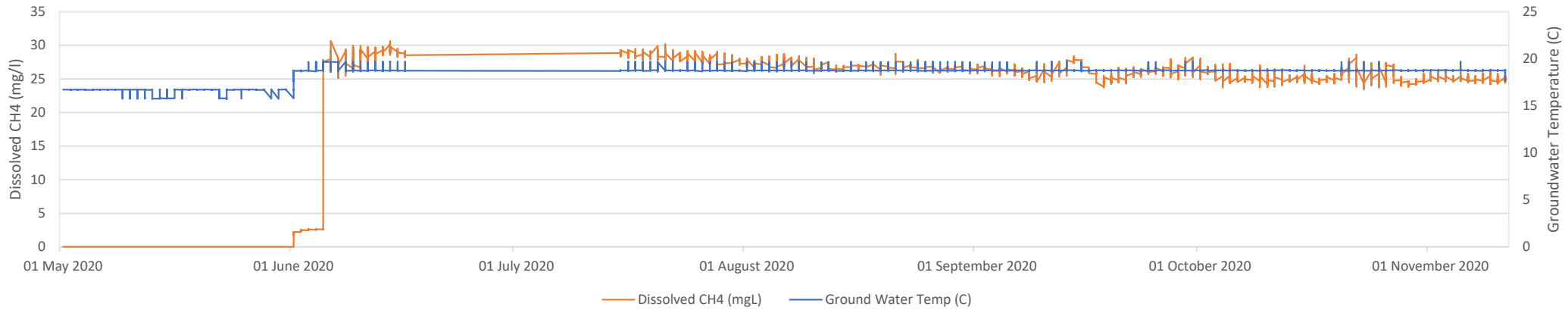
BH07065



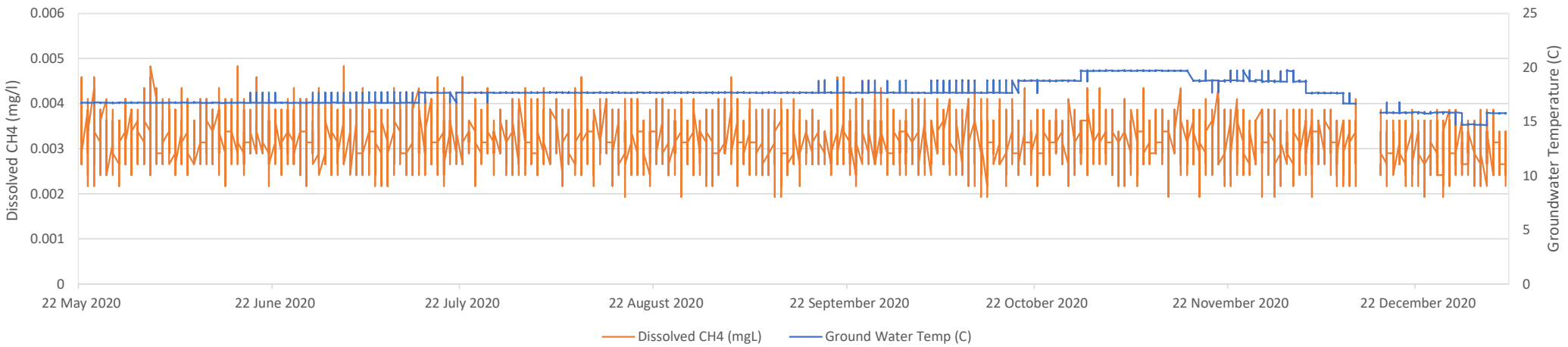


Lower Thames Crossing, Phase 2 Generic Quantitative Risk Assessment - Package B, Appendix 10.9 (Application Document 6.3), Annex B-K, Continuous Dissolved Gas Monitoring Results

BH07066

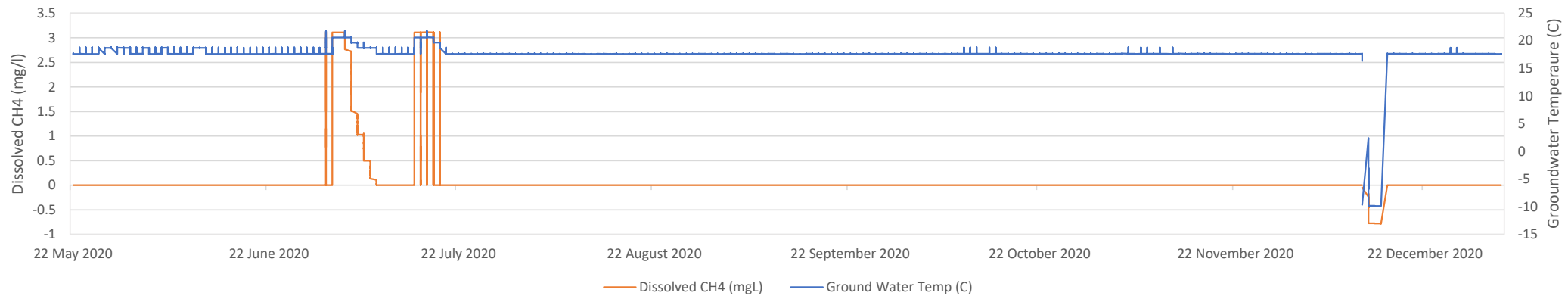


BH07096

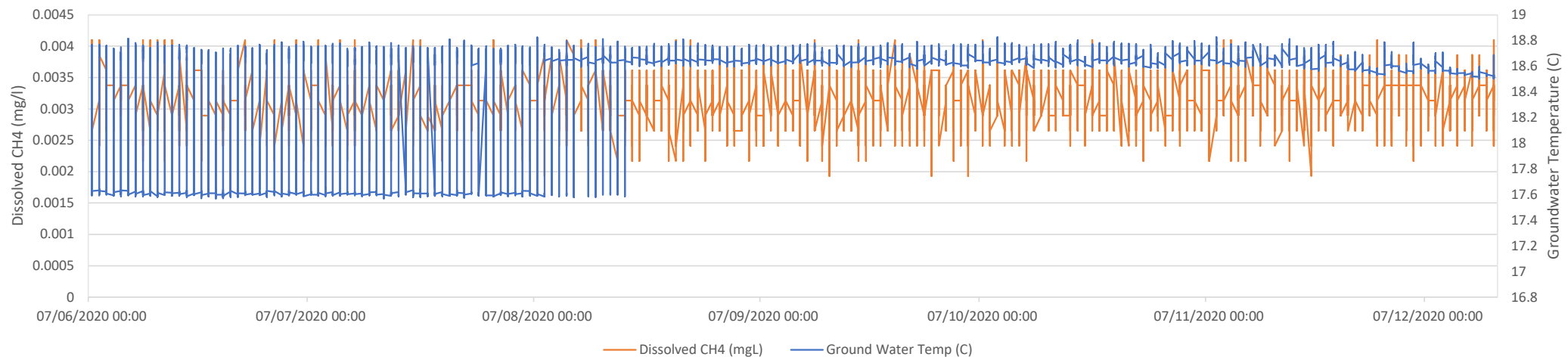


Lower Thames Crossing, Phase 2 Generic Quantitative Risk Assessment - Package B, Appendix 10.9 (Application Document 6.3), Annex B-K, Continuous Dissolved Gas Monitoring Results

BH07098



BH07099



## Annex B-L Gas sampling assessment results

				Field_ID	BH06014-X-0.00-G- 200629	BH07023-X-0.00-G- 200626	BH07046-X-0.00-G- 200629	BH07060-X-0.00-G- 200701	
				Location_Code	BH06014	BH07023	BH07046	BH07060	
				Sample_Depth_Rang	0	0	0	0	
				Sampled_Date_Time	04/07/2020	04/07/2020	04/07/2020	04/07/2020	
				Matrix_Description					
				EH40/2005 Workplace exposure limits - short-term (15-min)	1.5	5			
				CIRIA C665 - Tables 8.5 and 8.7, Typical maximum concentrations					
				Environmental assesment levels					
Chem_Group	ChemName	output unit	EQL						
Ground gas	Carbon dioxide	%	0.05			9.1	3.75	8.81	14.1
	Carbon Monoxide	ppm	0.05	200		<0.05	<0.05	<0.05	<0.05
	Helium	%	1			<1	<1	2.52	<1
	Hydrogen	%	0.5			<0.5	<0.5	<0.5	<0.5
	Methane	%	0.05		1	3.18	<0.05	29.1	10.9
	Nitrogen	%	1			83.8	83.3	58.9	73
	Oxygen	%	0.5			3.89	12.9	3.21	1.93
	Total bulk gas	%				100	100	100	100
Odourant ground gas	Hydrogen Sulphide	ppm	0.1	10		<0.1	<0.1	0.52	<0.1
SVOC	Naphthalene	µg/m <sup>3</sup>	71.7		3 <sup>#1</sup>	<71.7	<234	<233	<29.1
TPH	Aliphatics >C4-6	µg/m <sup>3</sup>				5670	9810	29000	6450
	Aliphatics >C6-8	µg/m <sup>3</sup>				2440	8250	7320	2810
	Aliphatics >C8-10	µg/m <sup>3</sup>	510			<510	7090	3400	3860
	Aliphatics >C10-12	µg/m <sup>3</sup>	1220			<1220	<1330	<1320	<1320
	Aromatics >C5-07	µg/m <sup>3</sup>	114	-	30 <sup>#1</sup>	<114	126	<123	<123
	Aromatics >C7-8	µg/m <sup>3</sup>	155	384000	1910 <sup>#2</sup>	<155	<168	<167	<168
	Aromatics >C8-10	µg/m <sup>3</sup>	1260			<1260	<1370	<1360	<1360
	Aromatics >C10-12	µg/m <sup>3</sup>	2150			<2150	<2330	<2320	<2330
	Benzene	µg/m <sup>3</sup>	114	-	30 <sup>#1</sup>	<114	126	<123	<123
	EPH/TPH >C4-6	µg/m <sup>3</sup>				5670	9810	29000	6450
	EPH/TPH >C6-C8	µg/m <sup>3</sup>				2440	8380	7320	2810
	EPH/TPH >C8-10	µg/m <sup>3</sup>	1780			<1780	7090	3400	3860
	EPH/TPH >C10-12	µg/m <sup>3</sup>	3370			<3370	<3660	<3640	<3650
	Ethylbenzene	µg/m <sup>3</sup>	178	552000	4410 <sup>#2</sup>	<178	<194	<193	<193
	m,p xylenes	µg/m <sup>3</sup>	178	441000	4410 <sup>#2</sup>	<178	<194	<193	<193
	Methyl tert-butyl ether (MTBE)	µg/m <sup>3</sup>	148			<148	<161	<160	<160
	Napthalene	µg/m <sup>3</sup>	330			<330	<359	<357	<358
o-Xylene	µg/m <sup>3</sup>	178	441000	4410 <sup>#2</sup>	<178	<194	<193	<193	
Toluene	µg/m <sup>3</sup>	155	384000	1910 <sup>#2</sup>	<155	<168	<167	<168	
TPH >C4-12	µg/m <sup>3</sup>				8120	25300	39700	13100	
VOC	1, 4-Dichlorobenzene	µg/m <sup>3</sup>	82.4			<82.4	<269	<267	<33.5
	1, 4-Dioxane	µg/m <sup>3</sup>	49.3	-		<49.3	<161	<160	<20
	1,1,1,2-Tetrachloroethane	µg/m <sup>3</sup>	94.1			<94.1	<307	<305	<38.3
	1,1,1-Trichloro-2,2,2-Trifluoroethane	µg/m <sup>3</sup>	105			<105	<342	<340	<42.6
	1,1,1-Trichloroethane	µg/m <sup>3</sup>	74.5	1110000		<74.5	<243	<242	<30.3
	1,1,2-Trichloroethane	µg/m <sup>3</sup>	74.5			<74.5	<243	<242	<30.3
	1,1-Dichloroethane	µg/m <sup>3</sup>	55.5			<55.5	<181	<180	<22.5
	1,1-Dichloroethene	µg/m <sup>3</sup>	54.4			<54.4	<177	<176	<22.1
	1,2,3-Trimethylbenzene	µg/m <sup>3</sup>	67.2			<67.2	<219	<218	<27.3
	1,2,4-Trichlorobenzene	µg/m <sup>3</sup>	101		76 <sup>#2</sup>	<101	<331	<329	<41.2

				Field_ID	BH06014-X-0.00-G- 200629	BH07023-X-0.00-G- 200626	BH07046-X-0.00-G- 200629	BH07060-X-0.00-G- 200701	
				Location_Code	BH06014	BH07023	BH07046	BH07060	
				Sample_Depth_Rang	0	0	0	0	
				Sampled_Date_Time	04/07/2020	04/07/2020	04/07/2020	04/07/2020	
				Matrix_Description					
				EH40/2005 Workplace exposure limits - short-term (15-min)					
				CIRIA C665 - Tables 8.5 and 8.7, Typical maximum concentrations					
				Environmental assesment levels					
Chem_Group	ChemName	output unit	EQL						
	1,2,4-Trimethylbenzene	µg/m <sup>3</sup>	67.2			<67.2	<219	<218	<27.3
	1,2-Dibromoethane	µg/m <sup>3</sup>	105	-		<105	<343	<342	<42.8
	1,2-Dichlorobenzene	µg/m <sup>3</sup>	82.4	306000		<82.4	<269	<267	<33.5
	1,2-Dichloroethane	µg/m <sup>3</sup>	55.5	-		<55.5	<181	<180	<22.5
	1,2-Dichloropropane	µg/m <sup>3</sup>	63.3			<63.3	<206	<205	<25.7
	1,2-Dichlorotetrafluoroethane;Fluorocarbon 114	µg/m <sup>3</sup>	95.8			<95.8	<312	<311	<38.9
	1,3,5-Trimethylbenzene	µg/m <sup>3</sup>	67.2			<67.2	<219	<218	<27.3
	1,3-Butadiene	µg/m <sup>3</sup>	30.3			<30.3	<98.6	<98.2	<12.3
	2-Butanone	µg/m <sup>3</sup>	40.3			<40.3	<132	<131	<16.4
	Acetone and Propanal	µg/m <sup>3</sup>	65			<65	<212	<211	<26.4
	Acetonitrile	µg/m <sup>3</sup>	23	102000	680 <sup>#2</sup>	<23	<74.9	<74.5	<9.34
	Acrolein	µg/m <sup>3</sup>	31.4			<31.4	<102	<102	<12.8
	Alpha-Chlorotoluene	µg/m <sup>3</sup>	71.2			<71.2	<232	<231	<28.9
	Benzene	µg/m <sup>3</sup>	37.9	-	30 <sup>#1</sup>	<37.9	<123	<123	<15.4
	Bromodichloromethane	µg/m <sup>3</sup>	91.9			<91.9	<300	<298	<37.3
	Bromoform	µg/m <sup>3</sup>	142			<142	<462	<460	<57.6
	Bromomethane	µg/m <sup>3</sup>	53.2	59000	200 <sup>#2</sup>	<53.2	<174	<173	<21.6
	Butyraldehyde	µg/m <sup>3</sup>	40.3			<40.3	<132	<131	<16.4
	Carbon disulfide	µg/m <sup>3</sup>		-	64 <sup>#2</sup>	211	<139	<138	22.6
	Carbon tetrachloride	µg/m <sup>3</sup>	86.3	32000	130 <sup>#2</sup>	<86.3	<281	<280	<35.1
	Chlorobenzene	µg/m <sup>3</sup>	63.3	14000		<63.3	<206	<205	<25.7
	Chlorodifluoromethane	µg/m <sup>3</sup>	48.2	-		<48.2	<157	<156	<19.6
	Chloroethane	µg/m <sup>3</sup>	36.4	-		<36.4	<119	<118	<14.8
	Chloroform	µg/m <sup>3</sup>	66.7	-	100 <sup>#1</sup>	<66.7	<217	<216	<27.1
	Chloromethane	µg/m <sup>3</sup>	28	210000		<28	<91.3	<90.9	<11.4
	cis-1,2-Dichloroethene	µg/m <sup>3</sup>	54.4			<54.4	<177	<176	<22.1
	cis-1,3-Dichloropropene	µg/m <sup>3</sup>	62.2			<62.2	<203	<202	<25.3
	Cyclohexane	µg/m <sup>3</sup>	47.1	1050000		<47.1	<153	<153	99.7
	Dichlorodifluoromethane	µg/m <sup>3</sup>	67.8	-		<67.8	<221	<220	<27.6
	Dichloromethane	µg/m <sup>3</sup>		706000		224	<155	<155	51.3
	Diethyl ketone 3-Pentanone	µg/m <sup>3</sup>	48.2			<48.2	165	<156	<19.6
	Ethyl propyl ketone	µg/m <sup>3</sup>	56			<56	<183	<182	<22.8
	Ethylbenzene	µg/m <sup>3</sup>	59.4	552000	4410 <sup>#2</sup>	<59.4	<194	<193	<24.1
	Hexachlorobutadiene	µg/m <sup>3</sup>	146			<146	<475	<473	<59.2
	Hexanal	µg/m <sup>3</sup>	56			<56	<183	<182	<22.8
	Hexane	µg/m <sup>3</sup>	48.2	-	720 <sup>#2</sup>	<48.2	207	407	142
	Isobutylene	µg/m <sup>3</sup>				58.3	<102	121	309
	Isoprene	µg/m <sup>3</sup>	38.1			<38.1	<124	<124	<15.5

				Field_ID	BH06014-X-0.00-G- 200629	BH07023-X-0.00-G- 200626	BH07046-X-0.00-G- 200629	BH07060-X-0.00-G- 200701		
				Location_Code	BH06014	BH07023	BH07046	BH07060		
				Sample_Depth_Rang	0	0	0	0		
				Sampled_Date_Time	04/07/2020	04/07/2020	04/07/2020	04/07/2020		
				Matrix_Description						
Chem_Group	ChemName	output unit	EQL	EH40/2005 Workplace exposure limits - short-term (15-min)	CIRIA C665 - Tables 8.5 and 8.7, Typical maximum concentrations	Environmental assesment levels				
	m,p xylenes	µg/m <sup>3</sup>	119	441000		4410 <sup>#2</sup>	<119	<387	<385	<48.3
	Methacrolein	µg/m <sup>3</sup>	39.2				<39.2	<128	<127	<15.9
	Methyl iodide	µg/m <sup>3</sup>	79.6				<79.6	<259	<258	<32.3
	Methyl N-Butyl Ketone	µg/m <sup>3</sup>	56				<56	<183	<182	<22.8
	Methyl Propyl Ketone	µg/m <sup>3</sup>	48.2			7160 <sup>#2</sup>	<48.2	1160	<156	<19.6
	Methyl tert-butyl ether (MTBE)	µg/m <sup>3</sup>	49.3	367000			<49.3	<161	<160	<20
	Mibk	µg/m <sup>3</sup>	56				<56	<183	<182	<22.8
	N-Propyl Alcohol	µg/m <sup>3</sup>	33.6				<33.6	<110	<109	<13.7
	o-Xylene	µg/m <sup>3</sup>	59.4	441000		4410 <sup>#2</sup>	<59.4	<194	<193	<24.1
	Pentanal	µg/m <sup>3</sup>	48.2				<48.2	<157	<156	<19.6
	Pentane	µg/m <sup>3</sup>		-			1270	7270	32900	632
	Styrene	µg/m <sup>3</sup>	58.3	1080000		800 <sup>#2</sup>	<58.3	<190	<189	<23.7
	Tetrachloroethene	µg/m <sup>3</sup>	93	275000		40 <sup>#1</sup>	<93	<303	<302	<37.8
	Toluene	µg/m <sup>3</sup>	51.6	384000		1910 <sup>#2</sup>	<51.6	<168	<167	<21
	trans-1,2-Dichloroethene	µg/m <sup>3</sup>	54.4				<54.4	<177	<176	<22.1
	trans-1,3-Dichloropropene	µg/m <sup>3</sup>	62.2				<62.2	<203	<202	<25.3
	Trichloroethene	µg/m <sup>3</sup>	73.4	820000		2 <sup>#2</sup>	<73.4	<239	<238	<29.8
	Trichlorofluoromethane	µg/m <sup>3</sup>	76.8				<76.8	<250	<249	<31.2
	Vinyl Acetate	µg/m <sup>3</sup>	48.2	35200		360 <sup>#2</sup>	<48.2	<157	<156	<19.6
	Vinyl chloride	µg/m <sup>3</sup>	34.7	-		10 <sup>#2</sup>	<34.7	<113	<113	<14.1

**Env Stds Comments**  
 #1. Averaging time for Environmental assessment level is 24 hour.  
 #2. Averaging time for Environmental assessment level is annual.

Legend	
36.2	Results exceeds GAC.
<50	Results MDL is greater than GAC.
-	Determinand has not been tested for.

**Notes**

				Field_ID	BH07064-X-0.00-G- 200630	BH07065-X-0.00-G- 200702	BH07066-X-0.00-G- 200702	
				Location_Code	BH07064	BH07065	BH07066	
				Sample_Depth_Rang	0	0	0	
				Sampled_Date_Time	04/07/2020	04/07/2020	04/07/2020	
				Matrix_Description				
				EH40/2005 Workplace exposure limits - short-term (15-min)				
				CIRIA C665 - Tables 8.5 and 8.7, Typical maximum concentrations				
				Environmental assesment levels				
Chem_Group	ChemName	output unit	EQL					
Ground gas	Carbon dioxide	%	0.05	1.5	5	15.5	10.3	2.96
	Carbon Monoxide	ppm	0.05	200		<0.05	<0.05	<0.05
	Helium	%	1			<1	3.55	4
	Hydrogen	%	0.5			<0.5	<0.5	<0.5
	Methane	%	0.05		1	4.84	35.4	32.2
	Nitrogen	%	1			77.4	43.1	51.8
	Oxygen	%	0.5			2.33	11.2	13
	Total bulk gas	%				100	100	100
Odourant ground gas	Hydrogen Sulphide	ppm	0.1	10		0.78	<0.1	2.67
SVOC	Naphthalene	µg/m <sup>3</sup>	71.7		3 <sup>#1</sup>	<60.4	<71.9	<217
TPH	Aliphatics >C4-6	µg/m <sup>3</sup>				5340	5370	48900
	Aliphatics >C6-8	µg/m <sup>3</sup>				3140	10300	6840
	Aliphatics >C8-10	µg/m <sup>3</sup>	510			3570	4840	6560
	Aliphatics >C10-12	µg/m <sup>3</sup>	1220			<1370	<1230	<1240
	Aromatics >C5-07	µg/m <sup>3</sup>	114	-	30 <sup>#1</sup>	<128	<114	<115
	Aromatics >C7-8	µg/m <sup>3</sup>	155	384000	1910 <sup>#2</sup>	<174	634	<156
	Aromatics >C8-10	µg/m <sup>3</sup>	1260			<1410	<1260	<1270
	Aromatics >C10-12	µg/m <sup>3</sup>	2150			<2410	<2150	<2160
	Benzene	µg/m <sup>3</sup>	114	-	30 <sup>#1</sup>	<128	<114	<115
	EPH/TPH >C4-6	µg/m <sup>3</sup>				5340	5370	48900
	EPH/TPH >C6-C8	µg/m <sup>3</sup>				3140	10900	6840
	EPH/TPH >C8-10	µg/m <sup>3</sup>	1780			3570	4840	6560
	EPH/TPH >C10-12	µg/m <sup>3</sup>	3370			<3780	<3380	<3400
	Ethylbenzene	µg/m <sup>3</sup>	178	552000	4410 <sup>#2</sup>	<200	<179	<180
	m,p xylenes	µg/m <sup>3</sup>	178	441000	4410 <sup>#2</sup>	<200	<179	<180
	Methyl tert-butyl ether (MTBE)	µg/m <sup>3</sup>	148			<166	<148	<149
Napthalene	µg/m <sup>3</sup>	330			<371	<331	<333	
o-Xylene	µg/m <sup>3</sup>	178	441000	4410 <sup>#2</sup>	<200	<179	<180	
Toluene	µg/m <sup>3</sup>	155	384000	1910 <sup>#2</sup>	<174	634	<156	
TPH >C4-12	µg/m <sup>3</sup>				12100	21100	62300	
VOC	1, 4-Dichlorobenzene	µg/m <sup>3</sup>	82.4			<69.4	<82.6	<249
	1, 4-Dioxane	µg/m <sup>3</sup>	49.3	-		<41.5	<49.5	<149
	1,1,1,2-Tetrachloroethane	µg/m <sup>3</sup>	94.1			<79.3	<94.4	<285
	1,1,1-Trichloro-2,2,2-Trifluoroethane	µg/m <sup>3</sup>	105			<88.3	<105	<317
	1,1,1-Trichloroethane	µg/m <sup>3</sup>	74.5	1110000		<62.8	<74.7	<226
	1,1,2-Trichloroethane	µg/m <sup>3</sup>	74.5			<62.8	<74.7	<226
	1,1-Dichloroethane	µg/m <sup>3</sup>	55.5			<46.7	<55.6	<168
	1,1-Dichloroethene	µg/m <sup>3</sup>	54.4			<45.8	<54.5	<164
	1,2,3-Trimethylbenzene	µg/m <sup>3</sup>	67.2			<56.6	<67.4	<203
	1,2,4-Trichlorobenzene	µg/m <sup>3</sup>	101		76 <sup>#2</sup>	<85.4	<102	<307

				Field_ID	BH07064-X-0.00-G- 200630	BH07065-X-0.00-G- 200702	BH07066-X-0.00-G- 200702	
				Location_Code	BH07064	BH07065	BH07066	
				Sample_Depth_Rang	0	0	0	
				Sampled_Date_Time	04/07/2020	04/07/2020	04/07/2020	
				Matrix_Description				
				EH40/2005 Workplace exposure limits - short-term (15-min)	CIRIA C665 - Tables 8.5 and 8.7, Typical maximum concentrations	Environmental assesment levels		
Chem_Group	ChemName	output unit	EQL					
	1,2,4-Trimethylbenzene	µg/m <sup>3</sup>	67.2			<56.6	<67.4	<203
	1,2-Dibromoethane	µg/m <sup>3</sup>	105	-		<88.7	<106	<319
	1,2-Dichlorobenzene	µg/m <sup>3</sup>	82.4	306000		<69.4	<82.6	<249
	1,2-Dichloroethane	µg/m <sup>3</sup>	55.5	-		<46.7	<55.6	<168
	1,2-Dichloropropane	µg/m <sup>3</sup>	63.3			<53.3	<63.5	<192
	1,2-Dichlorotetrafluoroethane;Fluorocarbon 114	µg/m <sup>3</sup>	95.8			<80.7	<96.1	<290
	1,3,5-Trimethylbenzene	µg/m <sup>3</sup>	67.2			<56.6	<67.4	<203
	1,3-Butadiene	µg/m <sup>3</sup>	30.3			<25.5	<30.3	<91.6
	2-Butanone	µg/m <sup>3</sup>	40.3			<34	<40.5	<122
	Acetone and Propanal	µg/m <sup>3</sup>	65			<54.8	<65.2	<197
	Acetonitrile	µg/m <sup>3</sup>	23	102000	680 <sup>#2</sup>	<19.4	<23	<69.5
	Acrolein	µg/m <sup>3</sup>	31.4			<26.4	<31.5	<94.9
	Alpha-Chlorotoluene	µg/m <sup>3</sup>	71.2			<59.9	<71.4	<215
	Benzene	µg/m <sup>3</sup>	37.9	-	30 <sup>#1</sup>	<31.9	<38	<115
	Bromodichloromethane	µg/m <sup>3</sup>	91.9			<77.4	<92.2	<278
	Bromoform	µg/m <sup>3</sup>	142			<119	<142	<429
	Bromomethane	µg/m <sup>3</sup>	53.2	59000	200 <sup>#2</sup>	<44.8	<53.4	<161
	Butyraldehyde	µg/m <sup>3</sup>	40.3			<34	<40.5	<122
	Carbon disulfide	µg/m <sup>3</sup>		-	64 <sup>#2</sup>	<35.9	<42.7	<129
	Carbon tetrachloride	µg/m <sup>3</sup>	86.3	32000	130 <sup>#2</sup>	<72.7	<86.5	<261
	Chlorobenzene	µg/m <sup>3</sup>	63.3	14000		<53.3	<63.5	<192
	Chlorodifluoromethane	µg/m <sup>3</sup>	48.2	-		<40.6	<48.3	<146
	Chloroethane	µg/m <sup>3</sup>	36.4	-		<30.7	<36.5	<110
	Chloroform	µg/m <sup>3</sup>	66.7	-	100 <sup>#1</sup>	<56.2	<66.9	<202
	Chloromethane	µg/m <sup>3</sup>	28	210000		<23.6	<28.1	<84.8
	cis-1,2-Dichloroethene	µg/m <sup>3</sup>	54.4			<45.8	<54.5	<164
	cis-1,3-Dichloropropene	µg/m <sup>3</sup>	62.2			<52.4	<62.4	<188
	Cyclohexane	µg/m <sup>3</sup>	47.1	1050000		49.2	129	<142
	Dichlorodifluoromethane	µg/m <sup>3</sup>	67.8	-		<57.1	<68	<205
	Dichloromethane	µg/m <sup>3</sup>		706000		57.9	59.1	<144
	Diethyl ketone 3-Pentanone	µg/m <sup>3</sup>	48.2			<40.6	<48.3	<146
	Ethyl propyl ketone	µg/m <sup>3</sup>	56			<47.2	<56.2	<170
	Ethylbenzene	µg/m <sup>3</sup>	59.4	552000	4410 <sup>#2</sup>	<50	<59.6	<180
	Hexachlorobutadiene	µg/m <sup>3</sup>	146			<123	<146	<441
	Hexanal	µg/m <sup>3</sup>	56			<47.2	<56.2	<170
	Hexane	µg/m <sup>3</sup>	48.2	-	720 <sup>#2</sup>	88.5	1620	660
	Isobutylene	µg/m <sup>3</sup>				114	413	579
	Isoprene	µg/m <sup>3</sup>	38.1			<32.1	<38.2	<115



				Field_ID	BH07064-X-0.00-G- 200630	BH07065-X-0.00-G- 200702	BH07066-X-0.00-G- 200702	
				Location_Code	BH07064	BH07065	BH07066	
				Sample_Depth_Rang	0	0	0	
				Sampled_Date_Time	04/07/2020	04/07/2020	04/07/2020	
				Matrix_Description				
				EH40/2005 Workplace exposure limits - short-term (15-min)				
				CIRIA C665 - Tables 8.5 and 8.7, Typical maximum concentrations				
				Environmental assesment levels				
Chem_Group	ChemName	output unit	EQL					
	m.p xylenes	µg/m <sup>3</sup>	119	441000	4410 <sup>#2</sup>	<100	<119	<359
	Methacrolein	µg/m <sup>3</sup>	39.2			<33	<39.3	<119
	Methyl iodide	µg/m <sup>3</sup>	79.6			<67	<79.8	<241
	Methyl N-Butyl Ketone	µg/m <sup>3</sup>	56			<47.2	<56.2	<170
	Methyl Propyl Ketone	µg/m <sup>3</sup>	48.2		7160 <sup>#2</sup>	<40.6	<48.3	<146
	Methyl tert-butyl ether (MTBE)	µg/m <sup>3</sup>	49.3	367000		<41.5	<49.5	<149
	Mibk	µg/m <sup>3</sup>	56			<47.2	<56.2	<170
	N-Propyl Alcohol	µg/m <sup>3</sup>	33.6			<28.3	<33.7	<102
	o-Xylene	µg/m <sup>3</sup>	59.4	441000	4410 <sup>#2</sup>	<50	<59.6	<180
	Pentanal	µg/m <sup>3</sup>	48.2			<40.6	<48.3	<146
	Pentane	µg/m <sup>3</sup>		-		1270	221	-
	Styrene	µg/m <sup>3</sup>	58.3	1080000	800 <sup>#2</sup>	<49.1	<58.4	<176
	Tetrachloroethene	µg/m <sup>3</sup>	93	275000	40 <sup>#1</sup>	483	<93.3	<281
	Toluene	µg/m <sup>3</sup>	51.6	384000	1910 <sup>#2</sup>	<43.4	518	<156
	trans-1,2-Dichloroethene	µg/m <sup>3</sup>	54.4			<45.8	<54.5	<164
	trans-1,3-Dichloropropene	µg/m <sup>3</sup>	62.2			<52.4	<62.4	<188
	Trichloroethene	µg/m <sup>3</sup>	73.4	820000	2 <sup>#2</sup>	<61.8	<73.6	<222
	Trichlorofluoromethane	µg/m <sup>3</sup>	76.8			<64.7	<77	<232
	Vinyl Acetate	µg/m <sup>3</sup>	48.2	35200	360 <sup>#2</sup>	<40.6	<48.3	<146
	Vinyl chloride	µg/m <sup>3</sup>	34.7	-	10 <sup>#2</sup>	<29.3	<34.8	<105

**Env Stds Comments**

- #1. Averaging time for Environmental assessment level is 24 hour.
- #2. Averaging time for Environmental assessment level is annual.

**Legend**

36.2	Results exceeds GAC.
<50	Results MDL is greater than GAC.
-	Determinand has not been tested for.

**Notes**

If you need help accessing this or any other National Highways information, please call **0300 123 5000** and we will help you.

© Crown copyright 2022.

You may re-use this information (not including logos) free of charge in any format or medium, under the terms of the Open Government Licence. To view this licence:

visit [www.nationalarchives.gov.uk/doc/open-government-licence/](http://www.nationalarchives.gov.uk/doc/open-government-licence/)

write to the **Information Policy Team, The National Archives, Kew, London TW9 4DU**, or email [psi@nationalarchives.gsi.gov.uk](mailto:psi@nationalarchives.gsi.gov.uk).

Mapping (where present): © Crown copyright and database rights 2022 OS 100030649. You are permitted to use this data solely to enable you to respond to, or interact with, the organisation that provided you with the data. You are not permitted to copy, sub-licence, distribute or sell any of this data to third parties in any form.

If you have any enquiries about this publication email [info@nationalhighways.co.uk](mailto:info@nationalhighways.co.uk) or call **0300 123 5000\***.

\*Calls to 03 numbers cost no more than a national rate call to an 01 or 02 number and must count towards any inclusive minutes in the same way as 01 and 02 calls.

These rules apply to calls from any type of line including mobile, BT, other fixed line or payphone. Calls may be recorded or monitored.

Printed on paper from well-managed forests and other controlled sources when issued directly by National Highways.

Registered office Bridge House, 1 Walnut Tree Close, Guildford GU1 4LZ

National Highways Company Limited registered in England and Wales number 09346363